

CO:IRD:2023-24:57

29th April, 2023

National Stock Exchange of India Limited Exchange Plaza, Plot No.C/1, 'G' Block Bandra-Kurla Complex Bandra (E), Mumbai-400 051 Scrip code – CENTRALBK	BSE Ltd. Corporate Relationship Department Phiroze Jeejeebhoy Towers Dalal Street, Fort Mumbai 400001 Scrip Code – 532885
---	--

Madam/ Dear Sir,

Sub: - Outcome of Board Meeting of the Bank held on 29th April, 2023.

Pursuant to Regulation 30 of SEBI (Listing Obligations and Disclosure Requirements) Regulations, 2015, we wish to inform that the Board of Directors of Bank at their meeting held on today i.e. Saturday, 29th April 2023 at Mumbai inter-alia considered and approved the following:-

1. Audited Financial Results of the Bank (Standalone and Consolidated) for the Quarter/Financial Year ended 31st March, 2023.
2. Raising of capital aggregating upto ₹ 2500/- crore during Financial year 2023-24 through Follow-on Public offer (FPO)/Rights issue/ Qualified Institutional Placement (QIP) / Preferential issue or any other mode or combination thereof and /or through issue of BASEL III compliant AT1/Tier II Bonds or such other securities as may be permitted under the applicable laws subject to market conditions and necessary regulatory approvals.

Further, pursuant to Regulations 33, 52 and other applicable provisions of the SEBI (Listing Obligations & Disclosure Requirements) Regulations 2015, we enclose herewith copy of the Audited Standalone and Consolidated Financial Results of the Bank along with Auditors Report thereon, for the quarter/financial year ended 31st March 2023 approved at the meeting of the Board of Directors of the Bank held today.

Further, we enclose the following:-

- ✓ Declaration on Audit report with unmodified opinion [Regulation 33 (3) of SEBI (LODR), Regulations, 2015]
- ✓ Statement of deviation(s) or variation(s)– Nil Report [Regulation 32(1), 52(7) & 52(7A) of SEBI (LODR), Regulations, 2015]
- ✓ Security Cover Certificate as on 31stMarch, 2023 [Regulation 54 of SEBI (LODR), Regulations, 2015]
- ✓ Disclosure of Related Party Transaction for half year ended 31.03.2023 [Regulation 23(9) of SEBI (LODR), Regulations, 2015]

The meeting of Board of Directors commenced at 11.30 AM and concluded at 02.05 PM

Please take the above on your record.

Thanking you,

Yours faithfully,

For CENTRAL BANK OF INDIA

CHANDRAKANT BHAGWAT
Company Secretary & Compliance Officer

Encl- A/a

Audited Standalone Financial Results for the Quarter and Year ended March 31, 2023

		(₹ in Lakh)				
Particulars	Standalone					
	Quarter Ended			Year Ended		
	31.03.2023	31.12.2022	31.03.2022	31.03.2023	31.03.2022	
	Audited	Unaudited	Audited	Audited	Audited	
1 Interest earned (a) + (b) + (c) + (d)	7,14,386	6,71,655	5,78,733	25,54,189	22,80,165	
(a) Interest/discount on advances/bills	4,46,976	3,93,677	2,94,757	14,92,160	11,50,066	
(b) Income on investments	2,24,264	2,20,060	2,26,643	8,71,509	9,26,356	
(c) Interest on balances with Reserve Bank of India and other inter bank funds	29,776	31,815	39,276	1,44,382	1,23,811	
(d) Others	13,370	26,103	18,057	46,138	79,932	
2 Other Income	1,42,359	91,916	63,225	4,08,371	2,96,848	
A. TOTAL INCOME (1+2)	8,56,745	7,63,571	6,41,958	29,62,560	25,77,013	
3 Interest Expended	3,63,113	3,43,209	3,37,126	13,85,510	13,31,488	
4 Operating Expenses (e) + (f)	2,82,856	2,39,672	1,23,632	8,88,674	6,71,358	
(e) Employees cost	1,75,108	1,61,879	38,252	5,60,396	3,92,739	
(f) Other operating expenses	1,07,748	77,793	85,380	3,28,278	2,78,619	
B. TOTAL EXPENDITURE (3)+(4) (excluding Provisions and Contingencies)	6,45,969	5,82,881	4,60,758	22,74,184	20,02,846	
C. OPERATING PROFIT (A-B) (Profit before Provisions & Contingencies)	2,10,776	1,80,690	1,81,200	6,88,376	5,74,167	
D. Provisions (other than tax) and Contingencies. (Of which: provisions for Non-Performing Assets)	1,20,461	99,547	1,06,103	4,23,842	3,48,019	
	79,101	84,962	89,107	3,53,431	2,45,398	
E. Exceptional Items	-	-	35,252	-	54,452	
F. Profit/(Loss) from Ordinary Activities before Tax (C-D-E)	90,315	81,143	39,845	2,64,534	1,71,696	
G. Tax Expenses	33,212	35,321	8,814	1,06,314	67,213	
H. Net Profit / (Loss) from Ordinary Activities After Tax (F-G)	57,103	45,822	31,031	1,58,220	1,04,483	
I. Extraordinary items (net of tax expense)	-	-	-	-	-	
J. Net Profit / (Loss) for the period (H-I)	57,103	45,822	31,031	1,58,220	1,04,483	
5 Paid-up equity share capital (Face value of ₹ 10/- per share)	8,68,094	8,68,094	8,68,094	8,68,094	8,68,094	
6 Reserves excluding revaluation reserves (as per balance sheet of previous accounting year)	-	-	-	16,77,838	15,13,082	
7 Analytical Ratios						
(i) Percentage of shares held by Government of India	93.08%	93.08%	93.08%	93.08%	93.08%	
Capital Adequacy Ratio-Basel III (%)*	14.12%	13.76%	13.84%	14.12%	13.84%	
(ii) (a) CET 1 Ratio (%)*	12.11%	11.92%	11.48%	12.11%	11.48%	
(b) Additional Tier 1 Ratio (%)	-	-	-	-	-	
(iii) (a) Basic Earning per Share(in ₹) before and after Extraordinary Items, net of Tax Expense [not annualised]	0.66	0.53	0.36	1.82	1.27	
(b) Diluted Earning per Share(in ₹) before and after Extraordinary Items, net of Tax Expense [not annualised]	0.66	0.53	0.36	1.82	1.27	
(iv) (a) Amount of Gross Non-performing Assets	18,38,612	18,48,997	28,15,622	18,38,612	28,15,622	
(b) Amount of Net Non-Performing Assets	3,59,172	4,06,092	6,67,517	3,59,172	6,67,517	
(c) % of Gross Non-performing Assets	8.44%	8.85%	14.84%	8.44%	14.84%	
(d) % of Net Non-Performing Assets	1.77%	2.09%	3.97%	1.77%	3.97%	
(v) Return on Assets (Annualised) (%)	0.61%	0.50%	0.36%	0.44%	0.30%	
(vi) Networth (excluding Revaluation Reserve)	25,44,941	24,86,214	23,80,185	25,44,941	23,80,185	
(vii) Debt** Equity Ratio	0.14	0.23	0.25	0.14	0.25	
(viii) Outstanding Redeemable Preference Shares	-	-	-	-	-	
(ix) Capital Redemption Reserve/Debenture Redemption Reserve	-	-	-	-	-	
(x) Paid-up Debt Capital/Outstanding Debt***	30.79%	29.21%	42.00%	30.79%	42.00%	
(xi) Total Debt*** to Total Assets (%)	2.00%	2.19%	1.93%	2.00%	1.93%	
(xii) Operating Margin (%)	24.60%	23.66%	28.23%	23.24%	22.28%	
(xiii) Net Profit Margin (%)	6.67%	6.00%	4.83%	5.34%	4.05%	

* Capital Adequacy Ratio (BASEL III) is arrived at after considering the Net Present Value (NPV) of non interest bearing recapitalization Bond infused as Capital by Govt of India during the F.Y. ended 31st March 2021.

** Debt represents borrowings with residual maturity of more than one year.

***Total Debt and Outstanding Debt represent total borrowings of the Bank.

Note 1 : Disclosure of Interest Service Coverage Ratio and Debt Service Coverage Ratio is not applicable to Bank.

Note 2 : Figures of the previous periods have been regrouped/reclassified wherever considered necessary to conform to current period classification.

Vivek Wahi
Executive Director

Rajeev Puri
Executive Director

M V Murali Krishna
Executive Director

M.V. Rao
Managing Director & CEO

Place : Mumbai
Date : April 29, 2023



CENTRAL BANK OF INDIA

STANDALONE SEGMENT REPORT FOR THE QUARTER AND YEAR ENDED MARCH 31, 2023

(₹ In Lakh)

Sl. No.	Particulars	Quarter Ended			Year Ended	
		Audited	Unaudited	Audited	Audited	Audited
		31.03.2023	31.12.2022	31.03.2022	31.03.2023	31.03.2022
A.	Segment Revenue					
	1. Treasury Operations	2,69,668	2,65,513	2,63,953	10,97,459	11,62,675
	2. Retail Banking Operations	3,44,953	3,11,039	2,18,143	11,70,176	8,18,886
	3. Wholesale Banking Operations	2,30,402	1,62,782	1,44,122	6,56,456	5,26,381
	4. Other Banking Operations	-	-	-	-	-
	5. Unallocated	11,722	24,237	15,740	38,469	69,071
	Total	8,56,745	7,63,571	6,41,958	29,62,560	25,77,013
	Less: Inter Segment Revenue	-	-	-	-	-
	Income From Operations	8,56,745	7,63,571	6,41,958	29,62,560	25,77,013
B.	Segment Results(Profit+)/Loss(-)					
	1. Treasury Operations	71,647	70,534	39,122	2,58,567	2,52,846
	2. Retail Banking Operations	(1,26,678)	(55,272)	28,057	(1,20,826)	1,04,766
	3. Wholesale Banking Operations	1,42,266	51,408	(36,069)	1,22,684	(2,28,870)
	4. Other Banking Operations	-	-	-	-	-
	5. Unallocated	3,080	14,473	8,735	4,109	42,954
	Total	90,315	81,143	39,845	2,64,534	1,71,696
	Less: (i) Interest	-	-	-	-	-
	(ii) Other Un-allocable income/Expenditure net off	-	-	-	-	-
	(iii) Un-allocable income	-	-	-	-	-
	Total Profit Before Tax	90,315	81,143	39,845	2,64,534	1,71,696
	Income Tax	33,212	35,321	8,814	1,06,314	67,213
	Net Profit/(Loss)	57,103	45,822	31,031	1,58,220	1,04,483
C.	Segment Assets					
	1. Treasury Operations	1,84,29,475	1,76,90,248	1,97,64,337	1,84,29,475	1,97,64,337
	2. Retail Banking Operations	1,30,25,175	1,24,86,061	1,07,01,870	1,30,25,175	1,07,01,870
	3. Wholesale Banking Operations	77,32,633	75,02,774	66,60,232	77,32,633	66,60,232
	4. Other Banking Operations	-	-	-	-	-
	5. Unallocated Assets	14,29,265	14,35,577	15,15,811	14,29,265	15,15,811
	Total	4,06,16,548	3,91,14,660	3,86,42,250	4,06,16,548	3,86,42,250
D.	Segment Liabilities					
	1. Treasury Operations	1,79,57,872	1,74,73,434	1,91,84,034	1,79,57,872	1,91,84,034
	2. Retail Banking Operations	1,23,91,402	1,17,35,606	1,02,97,169	1,23,91,402	1,02,97,169
	3. Wholesale Banking Operations	73,56,383	70,51,832	64,08,377	73,56,383	64,08,377
	4. Other Banking Operations	-	-	-	-	-
	5. Unallocated Liabilities	-	-	-	-	-
	Total	3,77,05,657	3,62,60,872	3,58,89,580	3,77,05,657	3,58,89,580
E.	Capital Employed					
	1. Treasury Operations	4,71,603	2,16,814	5,80,303	4,71,603	5,80,303
	2. Retail Banking Operations	6,33,773	7,50,455	4,04,701	6,33,773	4,04,701
	3. Wholesale Banking Operations	3,76,250	4,50,942	2,51,855	3,76,250	2,51,855
	4. Other Banking Operations	-	-	-	-	-
	5. Unallocated	14,29,265	14,35,577	15,15,811	14,29,265	15,15,811
	Total	29,10,891	28,53,788	27,52,670	29,10,891	27,52,670

Note: 1) Segment Revenue and Expenses have been apportioned on the basis of the segment assets, wherever direct allocation is not possible.

2) Figures of previous year/period have been regrouped wherever considered necessary to conform to current period classification.

3) The Bank has only one geographical segment i.e. Domestic Segment


Vivek Wahi
Executive Director


Rajeev Puri
Executive Director


M V Murali Krishna
Executive Director


M.V. Rao
Managing Director & CEO



Place: Mumbai
Date: April 29, 2023

Audited Consolidated Financial Results for the Quarter and Year ended Mar 31, 2023


(₹ in Lakh)

	Particulars	Consolidated				
		Quarter Ended		Year Ended		
		31.03.2023	31.12.2022	31.03.2022	31.03.2023	31.03.2022
	Audited	Unaudited	Audited	Audited	Audited	
1	Interest earned (a) + (b) + (c) + (d)	7,17,142	6,74,619	5,81,559	25,65,710	22,90,334
	(a) Interest/discount on advances/bills	4,49,445	3,96,332	2,97,573	15,02,536	11,59,987
	(b) Income on investments	2,24,311	2,20,162	2,26,653	8,71,842	9,26,604
	(c) Interest on balances with Reserve Bank of India and other inter bank funds	29,777	31,815	39,277	1,44,383	1,23,811
	(d) Others	13,609	26,310	18,056	46,949	79,932
2	Other Income	1,42,426	91,940	62,923	4,08,449	2,96,749
A.	INCOME (1+2)	8,59,568	7,66,559	6,44,482	29,74,159	25,87,083
3	Interest Expended	3,64,293	3,44,396	3,38,061	13,90,510	13,36,088
4	Operating Expenses (e) + (f)	2,83,534	2,40,311	1,24,216	8,91,000	6,73,255
	(e) Employees cost	1,75,415	1,62,200	38,511	5,61,570	3,93,763
	(f) Other operating expenses	1,08,119	78,111	85,705	3,29,430	2,79,492
B.	TOTAL EXPENDITURE (3)+(4) (excluding Provisions and Contingencies)	6,47,827	5,84,707	4,62,277	22,81,510	20,09,343
C.	OPERATING PROFIT (A-B) (Profit before Provisions & Contingencies)	2,11,741	1,81,852	1,82,205	6,92,649	5,77,740
D.	Provisions (other than tax) and Contingencies. (Of which provisions for Non-Performing Assets)	1,20,738	99,808	1,06,086	4,24,446	3,48,807
		79,410	85,097	92,826	3,54,038	2,45,700
E.	Exceptional Items	-	-	35,252	-	54,452
F.	Profit/ (Loss) from Ordinary Activities before Tax (C-D-E)	91,003	82,044	40,867	2,68,203	1,74,481
G.	Tax Expenses	33,497	35,482	9,150	1,07,270	68,031
H.	Net Profit / (Loss) from Ordinary Activities	57,506	46,562	31,717	1,60,933	1,06,450
I.	Extraordinary items (net of tax expense)	-	-	-	-	-
J.	Add: Share of Profit in Associates	1,705	1,043	2,741	7,906	1,845
K.	Less: Share of Minority Interest	111	258	232	961	716
L.	Net Profit / (Loss) for the period (H-I+J-K)	59,100	47,347	34,226	1,67,878	1,07,579
5	Paid-up equity share capital (Face value of ₹ 10/- per share)	8,68,094	8,68,094	8,68,094	8,68,094	8,68,094
6	Reserves excluding revaluation reserves (as per balance sheet of previous accounting year)				16,88,621	15,15,352
7	Analytical Ratios					
(i)	Percentage of shares held by Government of India	93.08	93.08	93.08	93.08	93.08
(ii)	Capital Adequacy Ratio-Basel III (%)					
	(a) CET 1 Ratio (%)					
	(b) Additional Tier 1 Ratio (%)					
(iii)	(a) Basic Earning per Share (in ₹) before and after Extraordinary Items, net of Tax Expense [not annualised]	0.68	0.55	0.39	1.93	1.24
	(b) Diluted Earning per Share (in ₹) before and after Extraordinary Items, net of Tax Expense [not annualised]	0.68	0.55	0.39	1.93	1.24
(iv)	(a) Amount of Gross Non-performing Assets	18,43,648	18,55,788	28,21,522	18,43,648	28,21,522
	(b) Amount of Net Non-Performing Assets	3,62,722	4,09,653	6,70,486	3,62,722	6,70,486
	(c) % of Gross Non-performing Assets	8.41%	8.83%	14.78%	8.41%	14.78%
	(d) % of Net Non-Performing Assets	1.77%	2.09%	3.96%	1.77%	3.96%
(v)	Return on Assets (Annualised) (%)	0.63%	0.52%	0.40%	0.46%	0.31%
(vi)	Networth (excluding Revaluation Reserve and Goodwill)	25,54,832	24,94,110	23,81,566	25,54,832	23,81,566
(vii)	Paid up debt Capital/ Outstanding Debt**	30.00%	28.70%	40.96%	30.00%	40.96%
(viii)	Debt* Equity Ratio	0.14	0.24	0.26	0.14	0.26
(ix)	Total Debt** to Total Assets	2.05%	2.22%	1.98%	2.05%	1.98%
(x)	Operating Margin	24.63%	23.72%	28.27%	23.29%	22.33%
(xi)	Net Profit Margin	6.88%	6.18%	5.31%	5.64%	4.16%
(xii)	Outstanding Redeemable Preference Share	-	-	-	-	-
(xiii)	Capital Redemption Reserve/Debt Redemption Reserve	-	-	-	-	-


* Debt represents borrowings with residual maturity of more than one year.

** Total Debt and Outstanding Debt represents total borrowings of the Bank.

Note : Figures of the previous periods have been regrouped/reclassified wherever considered necessary to conform to current period classification.


Vivek Wahi

Executive Director



Rajeev Puri

Executive Director


M V Murali Krishna

Executive Director




M.V. Rao
Managing Director & CEO



CENTRAL BANK OF INDIA

CONSOLIDATED SEGMENT REPORT FOR THE QUARTER AND YEAR ENDED MARCH 31, 2023

Sr. No.	Particulars	Quarter Ended			Year Ended	
		Audited	Unaudited	Audited	Audited	Audited
		31.03.2023	31.12.2022	31.03.2022	31.03.2023	31.03.2022
(₹ In Lakh)						
A.	Segment Revenue					
	1. Treasury Operations	2,69,668	2,65,513	2,63,953	10,97,459	11,62,675
	2. Retail Banking Operations	3,47,686	3,13,962	2,20,623	11,81,546	8,28,821
	3. Wholesale Banking Operations	2,30,402	1,62,782	1,44,122	6,56,456	5,26,381
	4. Other Banking Operations	86	65	44	222	135
	5. Unallocated	11,726	24,237	15,740	38,476	69,071
	Total	8,59,568	7,66,559	6,44,482	29,74,159	25,87,083
	Less: Inter Segment Revenue	-	-	-	-	-
	Income From Operations	8,59,568	7,66,559	6,44,482	29,74,159	25,87,083
B.	Segment Results(Profit+)/Loss(-)					
	1. Treasury Operations	71,647	70,534	39,122	2,58,567	2,52,846
	2. Retail Banking Operations	(1,26,054)	(54,408)	29,047	(1,17,281)	1,07,523
	3. Wholesale Banking Operations	1,42,266	51,408	(36,070)	1,22,684	(2,28,870)
	4. Other Banking Operations	64	37	32	124	28
	5. Unallocated	3,080	14,473	8,735	4,109	42,954
	Total	91,003	82,044	40,867	2,68,203	1,74,481
	Other Un-allocable income/Expenditure net off	-	-	-	-	-
	Total Profit Before Tax	91,003	82,044	40,867	2,68,203	1,74,481
	Income Tax	33,497	35,482	9,150	1,07,270	68,031
	Net Profit/(Loss)	57,506	46,562	31,717	1,60,933	1,06,450
	Add:- Share of Earnings in Associates	1,705	1,044	2,741	7,906	1,845
	Less:- Minority Interest	111	259	232	961	716
	Consolidated Profit/(Loss) after Minority Interest	59,100	47,347	34,226	1,67,878	1,07,579
C.	Segment Assets					
	1. Treasury Operations	1,84,29,475	1,76,90,248	1,97,64,337	1,84,29,475	1,97,64,337
	2. Retail Banking Operations	1,31,14,105	1,25,70,041	1,07,87,307	1,31,14,105	1,07,87,307
	3. Wholesale Banking Operations	77,32,632	75,02,774	66,60,232	77,32,632	66,60,232
	4. Other Banking Operations	888	962	888	888	888
	5. Unallocated Assets	14,30,871	14,39,133	15,16,454	14,30,871	15,16,454
	Total	4,07,07,971	3,92,03,158	3,87,29,218	4,07,07,971	3,87,29,218
D.	Segment Liabilities					
	1. Treasury Operations	1,79,57,872	1,74,73,434	1,91,84,034	1,79,57,872	1,91,84,034
	2. Retail Banking Operations	1,24,70,858	1,18,14,037	1,03,81,185	1,24,70,858	1,03,81,185
	3. Wholesale Banking Operations	73,56,383	70,51,832	64,08,377	73,56,383	64,08,377
	4. Other Banking Operations	1,185	1,282	681	1,185	681
	5. Unallocated Liabilities	-	-	-	-	-
	Total	3,77,86,298	3,63,40,585	3,59,74,277	3,77,86,298	3,59,74,277
E.	Capital Employed					
	1. Treasury Operations	4,71,603	2,16,814	5,80,303	4,71,603	5,80,303
	2. Retail Banking Operations	6,43,247	7,56,004	4,06,122	6,43,247	4,06,122
	3. Wholesale Banking Operations	3,76,249	4,50,942	2,51,855	3,76,249	2,51,855
	4. Other Banking Operations	(297)	(320)	207	(297)	207
	5. Unallocated	14,30,871	14,39,133	15,16,454	14,30,871	15,16,454
	Total	29,21,673	28,62,573	27,54,941	29,21,673	27,54,941

1) The Bank has recognised Treasury operations, Corporate/Wholesale Banking and Retail Banking as primary reporting segments. There are no secondary reporting segments.

2) Segment Revenue and Expenses have been apportioned on the basis of the segment assets, wherever direct allocation is not possible.

3) Figures have been regrouped wherever considered necessary to conform to current year classification.

4). The Group has only one geographical segment i.e. Domestic Segment

Vivek Wahi

Executive Director

Rajeev Puri

Executive Director

M V Murali Krishna

Executive Director



M.V. Rao
Managing Director & CEO



Place: Mumbai
Date: April 29, 2023

STATEMENT OF ASSETS AND LIABILITIES						
(₹ in Lakhs)						
PARTICULARS	STANDALONE			CONSOLIDATED		
	As at			As at		
	31.03.2023	31.12.2022	31.03.2022	31.03.2023	31.12.2022	31.03.2022
Audited	Reviewed	Audited	Audited	Reviewed	Audited	
CAPITAL & LIABILITIES						
Capital	8,68,094	8,68,094	8,68,094	8,68,094	8,68,094	8,68,094
Reserves and Surplus	20,42,797	19,85,694	18,84,577	20,53,579	19,94,479	18,86,847
Minorities Interest				6,731	6,621	5,770
Deposits	3,59,29,647	3,44,84,745	3,42,69,194	3,59,77,512	3,45,33,622	3,43,16,457
Borrowings	8,11,875	8,55,933	7,47,436	8,33,392	8,70,967	7,66,330
Other Liabilities and Provisions	9,64,136	9,20,193	8,72,950	9,68,663	9,29,375	8,85,720
TOTAL	4,06,16,549	3,91,14,659	3,86,42,251	4,07,07,971	3,92,03,158	3,87,29,218
ASSETS						
Cash and Balances with Reserve Bank of India	27,43,292	19,38,702	38,03,370	27,43,292	19,38,702	38,03,370
Balances with Banks and Money at Call and Short Notice	16,66,673	18,74,876	15,06,063	16,66,902	18,75,102	15,06,324
Investments	1,36,58,348	1,34,41,753	1,40,78,695	1,36,56,938	1,34,37,786	1,40,77,454
Advances	2,02,98,431	1,94,49,151	1,68,17,350	2,03,89,326	1,95,36,975	1,69,04,154
Fixed Assets	4,77,628	4,78,879	4,95,504	4,77,670	4,78,914	4,95,538
Other Assets	17,72,177	19,31,298	19,41,269	17,72,954	19,34,790	19,41,489
Goodwill on Consolidation				889	889	889
TOTAL	4,06,16,549	3,91,14,659	3,86,42,251	4,07,07,971	3,92,03,158	3,87,29,218

NOTES TO ACCOUNTS FORMING PART OF AUDITED STANDALONE & CONSOLIDATED FINANCIAL RESULTS FOR THE QUARTER AND YEAR ENDED 31ST MARCH' 2023.

- The above Financial Results have been reviewed and recommended by the Audit Committee of the Board and thereafter approved by the Board of Directors of the Bank in their respective meeting held on 29th April, 2023. These results have been subjected to Audit by the Statutory Central Auditors of the Bank as per the requirements of SEBI (Listing Obligations and Disclosures Requirement) Regulation 2015, as amended.
- The Consolidated Financial Results of the Group comprises the financial results of two Subsidiaries and the share of its profit in the three Associates/Joint Venture as per details given below:

I. Subsidiaries

- Cent Bank Home Finance Limited.
- Centbank Financial Services Limited.

II. Associates

- Regional Rural Banks:**
 - Uttar Bihar Gramin Bank, Muzaffarpur.
 - Uttarbanga Kshetriya Gramin Bank, Cooch Behar.

III. Joint Venture

- Indo - Zambia Bank, Zambia



3. The Standalone/ Consolidated Financial Results for Quarter and Year ended 31st March' 2023 have been prepared in accordance with recognition and measurement principles laid down in Accounting Standard (AS-25) on "Interim Financial Reporting" issued by The Institute of Chartered Accountants of India. The Consolidated Financial Results have been prepared in accordance with the Accounting Standard 21 – "Consolidated Financial Statements" and Accounting Standard 23 – "Accounting for Investments in Associates in Consolidated Financial Statements", using equity method for associates and proportionate method for subsidiaries, issued by The Institute of Chartered Accountants of India and the guidelines issued by the Reserve Bank of India.
4. The financial results for the quarter & year ended March 31, 2023 have been prepared following the Accounting Policies and practices as those followed in the annual financial statements for the year ended March 31, 2022 except for accounting of Performance Linked Incentives (PLI). Until the financial year 2021-22, PLI was accounted for on cash basis and from financial year 2022-23 the PLI is accounted for on accrual basis. This change in accounting policy has resulted in decrease in profit before tax by ₹10424 lakh for year ended March 31, 2023.
5. The Consolidated Financial Results of the Group for the Quarter and Year ended 31st March' 2023 have been arrived at after considering provisions for Non-Performing Assets, Restructured Accounts, Standard Assets (including COVID-19 related provisions), Standard Derivative Exposures and Investment, Depreciation, etc. as applicable in the case of Parent Bank which have been made on the basis of extant guidelines on Prudential Norms for Income Recognition, Asset Classification, Provisioning norms issued by the Reserve Bank of India, and in case of the subsidiary Cent Bank Home Finance Limited as per the Income Recognition, and Provisions on Loans and Advances norms laid down by National Housing Bank [NHB] and judicial pronouncements, applicable laws and regulations and accounting standards issued by the ICAI. Further, the amount of advances of the subsidiary is not material in nature at the group level.
6. Section 115BAA of the Income Tax Act 1961("Act") provides a non- reversible option to domestic companies to pay corporate tax at a reduced rate effective from 1st April 2019 subject to certain conditions. The Parent Bank has assessed the applicability of the Act and opted to continue the existing tax rate (i.e.34.944%) for the Quarter and Financial Year ended 31st March' 2023.
7. Review of Deferred Tax Assets has been carried out based on Bank management's estimate of possible tax benefits against timing difference in accordance with Accounting Standard-22 "Accounting for Taxes on income" issued by The Institute of Chartered Accountants of India and the Net Deferred Tax Assets of ₹579890 lakh is recognized as at 31st March 2023 (₹686205 lakh as at 31st March 2022).
8. Pursuant to proposed bipartite agreement on wage revision (due with effect from November 1, 2022), a sum of ₹ 20358 lakh has been provided towards wage revision for the year ended March 31, 2023.
9. Other income includes income (including commission) from non- fund based banking activities, fees, earning from foreign exchange, profit/loss on sale of assets, profit/loss (including revaluation) from investments, dividends from subsidiary, recovery from accounts written off, etc.



10. During the Financial Year ended 31st March' 2023 the Bank has redeemed the following Bonds:-
- Basel III compliant Tier II Bonds- Series II amounting to ₹ 50000 lakhs.
 - Tier I Bonds PDI-Series II amounting to ₹13910 lakhs.
11. The Provisioning Coverage Ratio (PCR) as at 31st March' 2023 of the Bank is 92.48 %. (86.69 % as at 31st March' 2022).
12. In terms of Reserve Bank of India (RBI) circular RBI/2022-23/12, DOR.CAP.REC.3/21.06.201/2022-23 dated April' 01, 2022, on 'Basel III Capital Adequacy' and RBI circulars DBR.No.BP.BC.80/21.06.201/2014-15 dated 31st March 2015 on 'Prudential Guidelines on Capital Adequacy and Liquidity Standard Amendments', Banks are required to make applicable Pillar 3 disclosures including Leverage ratio, Liquidity Coverage ratio and Net Stable Funding Ratio (NSFR) under the Basel III framework. These disclosures are available on the Parent Bank's website www.centralbankofindia.co.in along with publication of financial results. These disclosures have not been subjected to review or audit by the Statutory Central Auditors of the Bank.
13. Based on the available financial statements and the declaration from borrowers, the Bank has estimated the liability towards Unhedged Foreign Currency Exposure to their constituents in terms of RBI circular DBOD.NO.BP.BC.85/21.06.200/2013-14 dated 15th January 2014 and holds a provision of ₹ 761 lakh as on 31st March 2023.
14. Details of Resolution Plan implemented under the Resolution Framework for COVID-19 related stress as per RBI circular dated August 06,2020 (Resolution Framework 1.0) and May 05, 2021 (Resolution Framework 2.0) as on 31.03.2023:

(Amount in lakh)

Type of borrower	Exposure to accounts classified as Standard consequent to implementation of resolution plan-Position as at the end of the previous half-year(A)**	Of (A), aggregate debt that slipped into NPA during the half year	Of(A) amount written off during the half year	Of(A) amount paid by the borrowers during the half year (***)	Exposure to accounts classified as Standard consequent to implementation of resolution plan-Position as at the end of this half year
Personal Loans#	183554	5847	NIL	1820	175887
Corporate persons*	116092	7732	NIL	8761	99599
Of which MSMEs	35414	7732	NIL	3589	24093
Others	246955	23188	NIL	16834	206933
Total	546601	36767	NIL	27415	482419



- *As defined in Section 3 (7) of the Insolvency and Bankruptcy Code, 2016.
 ** Includes accounts where request received till Sep.30, 2021 and implemented subsequently. Customer-wise exposure has been taken in disclosure.
 *** Includes net change in exposure during the period.
 # Personal loan represents retail advances.

In accordance with RBI circular no. DBR.No.BP.BC.18/21.04.048/2018-19, dated 1st January 2019, DOR.No.BP.BC.34/21.04.048/2019-20 dated 11th February 2020, RBI/2020-21/17 DOR.No. BP.BC/4/ 21.04.048/ 2020-21 dated 6th August 2020 and RBI/2020-21/32 DOR.STR.REC.12/21.04.048/2021-22 dated 5th May 2021 on "Relief for MSME borrowers either exempted or registered under Goods and Services Tax (GST)", the details of MSME restructured accounts as on 31st March 2023 are as under:

No. of Accounts	Amount (₹ in Lakh)
23298	247829

*The Bank has maintained additional provision on standard restructured accounts at 5% & 10% whichever applicable.

15. During the year ended March 31st, 2023, the Bank has reported 533 fraud cases (including Digital/ATM frauds) amounting to ₹ 110857.77 lakhs (Previous year ₹ 77336.31 lakhs in 1243 fraud cases), out of which 56 cases amounting to ₹ 108477.12 lakhs are classified as Borrowal Fraud. Bank holds full provision against outstanding balance as on 31.03.2023 in respect of frauds reported during the year.\

	31.03.2023	(Amount in lakhs) 31.03.2022
Number of frauds reported	533	1243
Amount involved in fraud	110857.77	77336.31
Amount of provision made for such frauds*	110857.77	77336.31
Amount of Unmortised provision debited from 'other reserves' as at the end of the year (₹ Lakhs)	0	0

*Amount consists of recovery/FITL balance etc. against which provision is not required

16. As per RBI Circular Nos. DBR No.BP.15199/21.04.048/2016-17 and DBR No.BP.1906/21.04.048/2017-18, dated 23rd June 2017 and 28th August 2017 respectively, for the identified borrowers covered under the provisions of Insolvency and Bankruptcy Code (IBC), the Bank is holding total provision of ₹631613 lakh as at March' 31, 2023 (₹640610 lakh for March' 31, 2022) (including FITL of ₹12790 lakh) @ (100 % of total outstanding including Investment) as on 31st March, 2023.
17. RBI vide their circular no. RBI/ 2018-19/ 203 DBR. No. BP. BC. 45/21.04.048/2018-19 dated 7th June 2019 on Prudential Framework for Resolution of Stressed Asset issued guidelines for implementation of Resolution Plan, also containing requirements of additional provision as per Para 17 of this RBI circular. The outstanding in such cases as on 31st March 2023 is ₹160259 lakh (₹175784 lakh for March' 31, 2022) and in compliance of the above RBI circular, the Bank has held additional provision of ₹25126 lakh as on 31st March 2023 (₹43537 lakh for March' 31, 2022) and holds total provision of ₹111667 lakh as on 31st March, 2023 (₹109232 lakh for March' 31, 2022).



18. As per RBI circular DBR.No.BP.BC.45/21.04.048/2018-19 dated 7th June 2019, the Bank has implemented Resolution Plan for its 10 borrowers having exposure of ₹ 481049 lakh as on 31st March, 2023. The total exposure outstanding in such resolved account as on 31st March'2022 was ₹434868 lakh.
19. Details of loan transferred/ acquired during Quarter and year ended 31st March, 2023 under the RBI Master Direction on Transfer of Loan Exposures dated 24th September, 2021 are given below:

I. Details of non-performing assets(NPA) transferred:

Details of NPA accounts transferred during the FY 2022-23 (Amount in lakh)						
Particulars	To ARC		To permitted transferees		To other transferees	
	Year ended 31.03.2023	Year ended 31.03.2022	Year ended 31.03.2023	Year ended 31.03.2022	Year ended 31.03.2023	Year ended 31.03.2022
No. of Accounts	4	1	NIL	NIL	NIL	NIL
Aggregate principal outstanding of loans transferred	31375	4191				
Weighted average residual tenor of the loans transferred	-	34 Months				
Net book value of loans transferred (at the time of transfer)	0	0				
Aggregate Consideration	16475	1321				
Additional consideration realized in respect of accounts transferred in earlier years	4160	32793				

II. Details of Standard Assets Acquired through assignment/Novation and Loan Participation (Co-Lending): (Amount in lakh)

Particulars	Quarter ended 31.03.2023	Year ended 31.03.2023	Year ended 31.03.2022
1 No. of accounts Purchased during the Year	27667	56846	13272
2 Aggregate outstanding	174953	510602	150021
3 Weighted average maturity(in months)	138	175	204
4 Weighted average holding period(in months)	0	0	0
5 Retention of beneficial economic interest	20%	20%	20%
6 Coverage of tangible security coverage	74.17%	87%	100%

The loans acquired are not rated as these are to non-corporate borrowers.



III. Details of Standard Assets Acquired through assignment/Novation and Loan Participation
(Pool Buy-out): (Amount in lakh)

	Particulars	Quarter ended 31.03.2023	Year ended 31.03.2023	Year ended 31.03.2022
1	No. of accounts Purchased during the Year	885	150491	162184
2	Aggregate outstanding	14798	102000	131595
3	Weighted average maturity(in months)	14822	38.25	19.46
4	Weighted average holding period(in months)	12.55	6.74	3.86
5	Retention of beneficial economic interest	10%	10%	10%
6	Coverage of tangible security coverage	67.55%	95.29%	100%

The loans acquired are not rated as these are to non-corporate borrowers.

IV. The bank has not acquired any stressed loans during the year ended March 31st, 2023.

V. Recovery Rating assigned to outstanding Security Receipts held by Bank as on 31st March 2023:

Rating of SR*	Book Value (Amount in Lakh)
R1	308.20
R2	15668.45
R3	6069.03
R4	1717.72
R5	3156.34
Rating withdrawn	206592.89
Total	233512.63

*Recovery rating is as assigned by various external agencies.

20. RBI vide their Circular No.: RBI/2021-22/105 DORACC.REC.57/21.04.018/2021-22 dated 4th October 2021, has permitted Banks to amortize the additional liability on account of revision in family pension for employees over a period of not exceeding 5 (five) years, beginning with financial year ended 31st March 2022, subject to a minimum of 1/5th of the total amount being expensed every year. Based on the Actuarial Valuation report obtained by the Bank the additional liability on account of revision in family pension for employees is arrived at ₹ 82195.00 lakh. Bank has opted to amortize the same as per the said circular of RBI and has charged an amount of ₹ 54452 lakh out of ₹ 82195.00 lakh to the Profit & Loss account during the financial year ended 31st March, 2022. During the year ended March 31st, 2023, the Bank has charged ₹ 16440.00 lakh to the Profit and Loss account. The balance unamortized expense of ₹11303 lakh has been carried forward to subsequent years.



21. The outbreak of Corona virus (COVID-19) pandemic globally including India has resulted in slowdown of economic activities and increased volatility in financial markets. The extent to which the COVID-19 pandemic will impact the Bank's financial results will depend on future developments, which are highly uncertain. Given the uncertainty, because of COVID-19 pandemic, the Bank is continuously monitoring any material change in future economic condition which may impact the Bank's operations and its financial results in future depending on the developments which may differ from that estimated as at the date of approval of the financial statements.
22. Notes on Segment Reporting:
- As per the guidelines of the RBI on compliance with the Accounting Standards, the Parent Bank has adopted "Treasury Operations", "Wholesale", "Retail" and "other Banking Operations", as primary business segments for the purpose of compliance with Accounting Standard 17 on Segment Reporting issued by Institute of Chartered Accountants of India (ICAI). There are no secondary reporting segments.
 - Segment revenue represents revenue from external customer.
 - Segment Revenue and Expenses have been apportioned on the basis of the Segment Assets, wherever direct allocation is not possible
 - Capital employed for each segment has been allocated proportionate to assets of the respective segment.
23. As per RBI Circular DOR.AUT.REC.12/22.01.001/2022-23 dated April 07, 2022, for the purpose of disclosure under Accounting Standard 17, Segment reporting, 'Digital Banking' has been identified as a sub-segment under Retail Banking by Reserve Bank of India (RBI). However, as the proposed Digital Banking Unit (DBU) of the Bank has not yet commenced operations and hence no disclosure is made in this regard on the basis of RBI clarifications vide Letter No. CO.VV.RAUG.S.S7488/22.01.001/2022-23 dated 21.02.2023
24. Status of Investors' Complaints for the year ended 31st March 2023.

Sr. No.	Particulars	No. of Complaints
1.	No. of Complaints pending at the beginning of the Year	0
2.	No. of Complaints received during the Year	3
3.	No. of Complaints disposed of during the Year	3
4.	No. of Complaints unresolved at the end of the year ended March 31 st , 2023	0


25. Pursuant to the Master Direction on Financial Statements-Presentation and Disclosures issued by Reserve Bank of India on 30th August, 2021 and subsequent clarification dated 15th Nov.2021, reclassification/ regrouping of figures has been carried out by the Bank in during the current financial year, by the parent Bank, with changes in earlier period also to conform to the current period classification.
26. Pursuant to Reserve Bank of India Risk Assessment Report (RAR) for the year ended 31st March 2022, all cases of divergence in assets classification and shortfall in provision, reported therein, have been considered and accounted for in the financials for the year ended 31st March 2023.



27. As per RBI guidelines, DOR.ACC.REC.No.91/21.04.018/2022-23 dated December' 13, 2022, the details of item under schedule 14 i.e. Other Income exceeding 1% of the total income is as under: -


For FY ended 31.03.2023	Item under the Subhead / Head	Amount in Lakhs	Amount in %
Any Item under the subhead "Miscellaneous Income Under the head "Schedule 14 – Other Income" Exceeding 1% (one percent) of Total Income	Recovery in Write Off	128259	4.33%

28. During the current financial year, the Reserve Bank of India has not levied any penalty. (Previous Year penalty of ₹136 lakh levied).
29. Figures of the previous period have been regrouped/reclassified/rearranged, wherever necessary, to conform to the current period's classification. The figure for the last quarter of the financial year ended 31st March 2023 are the balancing figures between the audited figures in respect of full Financial Year and the published year to date figures up to the third quarter of the Current Financial Year.


Vivek Wahi
Executive Director


Rajeev Puri
Executive Director


M V Murali Krishna
Executive Director


M.V. Rao
Managing Director & CEO



DECLARATION OF AUDIT REPORT WITH UNMODIFIED OPINION

We hereby declare that Auditors' Report on Standalone and Consolidated Bank's Financial for the Quarter and Year ended March 31, 2023 contain unmodified opinion.


(MUKUL N. DANDIGE)
GENERAL MANAGER & CFO


(M. V. RAO)
MANAGING DIRECTOR & CEO

Place: Mumbai
Date: April 29, 2023

CERTIFICATE UNDER REGULATION 17(8) OF SEBI (LISTING OBLIGATIONS AND DISCLOSURE REQUIREMENTS) REGULATIONS, 2015

The Board of Directors
Central Bank of India

This is to certify that:

- a. We have reviewed Financial Statements of Central Bank of India for the Quarter and Year ended March 31, 2023 and to the best of our knowledge and belief:
 - I. These Statements do not contain any materially untrue statement or omit any material fact or contain statements that might be misleading.
 - II. These Statements together present a true and fair view of the Bank's affairs and are in compliance with existing Accounting Standards, applicable law and regulations.
- b. There are, to the best of our knowledge and belief, no transactions entered into by the Bank during the Quarter and Year ended March 31, 2023, which is fraudulent, illegal or violative of the Bank's code of conduct.
- c. We accept responsibility for establishing and maintaining internal controls for the financial reporting and that we have evaluated the effectiveness of the internal control systems of the Bank pertaining to financial reporting and we have disclosed to the auditors and the Audit Committee, deficiencies in the design or operation of such internal controls, if any, of which we are aware and the steps we have taken or propose to take to rectify these deficiencies.
- d. We have indicated to the Auditors and the Audit Committee:
 - I. Significant changes in internal control over financial reporting during the Quarter and Year ended March 31, 2023.
 - II. There is no significant changes in accounting policies during the Quarter and Year ended March 31, 2023 and the same have been disclosed in the notes to the financial statement and,
 - III. Instances of significant fraud of which we have become aware and the involvement therein, if any, of the Management or any employee having a significant role in the Bank's Internal Control System over financial reporting.



(MUKUL N. DANDIGE)
GENERAL MANAGER & CFO



(M. V. RAO)
MANAGING DIRECTOR & CEO

Place: Mumbai
Date: April 29, 2023

CENTRAL BANK OF INDIA

STANDALONE CASH FLOW STATEMENT FOR THE YEAR ENDED MARCH 31, 2023

(₹ In Crore)

Sn	Particulars	31-03-23	31-03-22
A	CASH FLOW FROM OPERATING ACTIVITIES		
	Net Profit/(Loss) before taxes	2,645.34	1,716.96
I	Adjustments for:		
	Depreciation on fixed assets	385.86	296.61
	Depreciation on investments (including on matured debentures)	214.10	368.87
	Bad Debts written off/Provision in respect of non performing assets	3,312.50	3,057.49
	Provision for Standard Assets	680.54	(222.47)
	Provision for Other items (Net)	31.29	276.30
	(Profit) / Loss on sale of fixed assets (Net)	1.34	(9.13)
	Dividend Received from Subsidiaries	(7.95)	(8.01)
	Sub total	7,263.02	5,476.62
II	Adjustments for :		
	Increase / (Decrease) in Deposits	16,604.53	12,718.99
	Increase / (Decrease) in Borrowings	644.39	2,005.72
	Increase / (Decrease) in Other Liabilities and Provisions	231.32	1,742.89
	(Increase) / Decrease in Advances	(38,123.31)	(14,652.34)
	(Increase) / Decrease in Investments	3,989.37	7,426.61
	(Increase) / Decrease in Other Assets	894.46	(735.62)
	Direct Taxes paid (Net of Refund etc.)	(297.96)	285.45
	Sub total	(16,057.20)	8,791.70
	NET CASH FLOW FROM OPERATING ACTIVITIES (A)	(8,794.18)	14,268.32
B	CASH FLOW FROM INVESTING ACTIVITIES		
	Sale / Disposal of Fixed Assets	3.62	24.37
	Purchase of Fixed Assets	(212.07)	(157.67)
	Dividend Received from Associates/Subsidiaries	7.95	8.01
	NET CASH FLOW FROM INVESTING ACTIVITIES (B)	(200.50)	(125.29)
C	CASH FLOW FROM FINANCING ACTIVITIES		
	Share Capital (Including Share Premium)	-	-
	Share Application Money	-	-
	Dividend - Equity shares Including Interim Dividend	-	-
	Dividend Tax	-	-
	NET CASH FLOW FROM FINANCING ACTIVITIES (C)	-	-
D	Net increase in cash & cash equivalents (A + B + C) or (F - E)	(8,994.68)	14,143.03



E	CASH AND CASH EQUIVALENTS AT THE BEGINNING OF THE YEAR		
	Cash and Bank Balance with RBI	38,033.70	32,187.84
	Balance with Banks and Money at Call and Short Notice	15,060.63	6,763.46
	Net cash and cash equivalents at the beginning of the year (E)	53,094.33	38,951.30
F	CASH AND CASH EQUIVALENTS AT THE END OF THE YEAR		
	Cash and Bank Balance with RBI	27,432.92	38,033.70
	Balance with Banks and Money at Call and Short Notice	16,666.73	15,060.63
	Net cash and cash equivalents at the end of the year (F)	44,099.65	53,094.33

Notes:

- 1) The above Cash Flow Statement has been prepared under the 'Indirect Method' as set out in the Accounting Standard -3 on Cash Flow Statement issued by ICAI.
- 2) Previous year figures have been regrouped/rearranged to conform to those of current years.



VIVEK WAHI
EXECUTIVE DIRECTOR



RAJEEV PURI
EXECUTIVE DIRECTOR



M.V. MURALI KRISHNA
EXECUTIVE DIRECTOR



M.V. RAO
MANAGING DIRECTOR & CEO

HARDIK M. SHETH
DIRECTOR

P.J. THOMAS
DIRECTOR

DINESH PANGTEY
DIRECTOR

PRADIP P. KHIMANI
DIRECTOR

As per our report of even date
For CHHAJED & DOSHI
Chartered Accountants
F.R.NO. 101794W

For ASKA & CO
Chartered Accountants
F.R.NO. 122063W

FOR KISHORE & KISHORE
Chartered Accountants
F.R. NO. 000291N

FOR A.R. & CO.
Chartered Accountants
F.R. NO.002744C

CA NITESH JAIN
PARTNER
M. No. 136169

CA SUHAS AMBEKAR
PARTNER
M.No. 101373

CA AKHILESH K. MATHUR
PARTNER
M. NO. 509176

CA ANIL GAUR
PARTNER
M.NO. 017546

Place: Mumbai

Date: April 29, 2023



CENTRAL BANK OF INDIA

CONSOLIDATED CASH FLOW STATEMENT FOR THE YEAR ENDED MARCH 31, 2023

(₹ In Crore)

Sn	Particulars	31-Mar-23	31-Mar-22
A	CASH FLOW FROM OPERATING ACTIVITIES		
	Net Profit/(Loss) before Taxes & Minority Interest	2,761.10	1,763.26
I	Adjustments for:		
	Depreciation on fixed assets	385.98	296.76
	Depreciation on investments (including on matured debentures)	214.10	368.87
	Bad Debts written off/Provision in respect of non performing assets	3,540.38	3,101.21
	Provision for Standard Assets	680.65	(217.55)
	Provision for Other items (Net)	(190.67)	235.53
	(Profit) / Loss on sale of fixed assets (Net)	1.34	(9.10)
	Sub total	7,392.88	5,538.98
II	Adjustments for :		
	Increase / (Decrease) in Deposits	16,610.56	12,836.26
	Increase / (Decrease) in Borrowings	670.62	1,903.64
	Increase / (Decrease) in Other Liabilities and Provisions	148.79	1,794.86
	(Increase) / Decrease in Advances	(38,392.11)	(14,753.67)
	(Increase) / Decrease in Investments	3,979.60	7,374.60
	(Increase) / Decrease in Other Assets	1,111.09	(695.82)
	Direct Taxes Paid (Net of Refund etc.)	(307.77)	277.70
	Sub total	(16,179.22)	8,737.57
	NET CASH FLOW FROM OPERATING ACTIVITIES (A)	(8,786.34)	14,276.55
B	CASH FLOW FROM INVESTING ACTIVITIES		
	Sale / Disposal of Fixed Assets	3.62	24.38
	Purchase of Fixed Assets	(212.28)	(157.76)
	NET CASH FLOW FROM INVESTING ACTIVITIES (B)	(208.66)	(133.38)
C	CASH FLOW FROM FINANCING ACTIVITIES		
	Share Capital (Including Share Premium)	-	-
	Share Application Money	-	-
	Dividend - Equity shares Including Interim Dividend	-	-
	Dividend Tax	-	-
	NET CASH FLOW FROM FINANCING ACTIVITIES (C)	-	-
D	Net increase in cash & cash equivalents (A + B + C) or (F - E)	(8,995.00)	14,143.17



E	CASH AND CASH EQUIVALENTS AT THE BEGINNING OF THE YEAR		
	Cash and Bank Balance with RBI	38,033.70	32,188.10
	Balance with Banks and Money at Call and Short Notice	15,063.24	6,765.67
	Net cash and cash equivalents at the beginning of the year (E)	53,096.94	38,953.77
F	CASH AND CASH EQUIVALENTS AT THE END OF THE YEAR		
	Cash and Bank Balance with RBI	27,432.92	38,033.70
	Balance with Banks and Money at Call and Short Notice	16,669.02	15,063.24
	Net cash and cash equivalents at the end of the year (F)	44,101.94	53,096.94

Notes:

- 1) The above Consolidated Cash Flow Statement has been prepared under the 'Indirect Method' as set out in the Accounting Standard -3 on Cash Flow Statement issued by ICAI.
- 2) Previous year figures have been regrouped/rearranged to conform to those of current years.


VIVEK WAHI
EXECUTIVE DIRECTOR


RAJEEV PURI
EXECUTIVE DIRECTOR


M V MURALI KRISHNA
EXECUTIVE DIRECTOR


M.V.RAO
MANAGING DIRECTOR & CEO

HARDIK M.SHETH
DIRECTOR

P.J.THOMAS
DIRECTOR

DINESH PANGTEY
DIRECTOR

PRADIP P. KHIMANI
DIRECTOR

As per our report of even date
For CHHAJED & DOSHI
Chartered Accountants
F.R.NO. 101794W

For ASKA & CO
Chartered Accountants
F.R.NO. 122063W

FOR KISHORE & KISHORE
Chartered Accountants
F.R. NO. 000291N

FOR A.R. & CO.
Chartered Accountants
F.R. NO.002744C

CA NITESH JAIN
PARTNER
M. No. 136169

CA SUHAS AMBEKAR
PARTNER
M.No. 101373

CA AKHILESH K. MATHUR
PARTNER
M. NO. 509176

CA ANIL GAUR
PARTNER
M.NO. 017546

Place: Mumbai

Date: April 29, 2023



CHHAJED & DOSHI Chartered Accountants 101, Hubtown Solaris, N.S. Phadke Marg, Andheri (East), Mumbai - 400069	A S K A & CO. (Formerly Ambekar Shelar Karve & Ambardekar) Chartered Accountants 501, Mirage Arcade, Opp. Ganesh Mandir, Off. Phadke Road, Dombivli (East), Mumbai -421201
KISHORE & KISHORE Chartered Accountants C-7, Sector E (New), Aliganj, Lucknow- 226024	A.R. & Co Chartered Accountants A-403, Gayatri Apartments Airlines Group Housing Society Plot No 27, Sector -10, Dwarka New Delhi – 110075

INDEPENDENT AUDITORS' REPORT ON THE STANDALONE FINANCIAL RESULTS FOR THE QUARTER AND YEAR ENDED 31ST MARCH 2023

To
The Board of Directors
Central Bank of India
Mumbai

Report on Audit of the Standalone Financial Results

Opinion

1. We have audited the accompanying Statement of Standalone Financial Results of **Central Bank of India** (the "Bank") for the quarter and year ended 31st March 2023, attached herewith ("Statement"), being submitted by the Bank pursuant to the requirement of Regulation 33 and Regulation 52 read with Regulation 63(2) of the SEBI (Listing Obligations and Disclosure Requirements) Regulations, 2015 as amended ("Listing Regulations") except for the disclosures related to Pillar 3 as at 31st March 2023, including Leverage Ratio, Net Stable Funding Ratio and Liquidity Coverage Ratio under Basel III Capital Regulations as have been disclosed in the Bank's website and in respect of which a link has been provided in the aforesaid Standalone Financial Results (Note no.12) and which have not been audited by us.

The Statement includes returns for the year ended on that date of:

- a) the Head Office, 12 Zones, 1 Specialized Integrated Treasury Branch and 20 branches audited by us; and
- b) 1507 branches audited by the respective statutory branch auditors.

The branches audited by us and those audited by other auditors have been selected by the Bank in accordance with the guidelines issued to the Bank by Reserve Bank of India ("RBI"). Also, incorporated in the Statement are returns from 2966 branches which have not been subjected to audit. These unaudited branches account for 24.65 per cent of advances, 44.21 per cent of deposits, 29.45 per cent of interest income and 42.05 per cent of interest expenses.

2. In our opinion and to the best of our information and according to the explanations given to us, the Statement:



- a) is presented in accordance with the requirements of Regulation 33 and Regulation 52 read with Regulation 63(2) of the Listing Regulations except for the disclosures relating to Pillar 3 disclosures as at 31st March, 2023 including leverage ratio, net stable funding ratio and liquidity coverage ratio under Basel III Capital Regulation as have disclosed on the Bank's website and and in respect of which a link has been provided in the aforesaid Standalone Financial Results (Note no.12) and which have not been audited by us.
- b) gives a true and fair view in conformity with the recognition and measurement principles laid down in the applicable accounting standards, the relevant provisions of the Banking Regulation Act, 1949, RBI Guidelines and other accounting principles generally accepted in India, of the net profit and other financial information for the quarter and year ended 31st March, 2023.

Basis for Opinion

3. We conducted our audit in accordance with the Standards on Auditing (“SAs”) issued by the Institute of Chartered Accountants of India (“the ICAI”). Our responsibilities under those Standards are further described in the Auditor’s Responsibilities for the Audit of the Standalone Financial Results section of our report. We are independent of the Bank in accordance with the Code of Ethics issued by the ICAI together with the ethical requirements that are relevant to our audit of the Standalone Financial Results, and we have fulfilled our other ethical responsibilities in accordance with these requirements and the Code of Ethics. We believe that the audit evidence we have obtained is sufficient and appropriate to provide a basis for our opinion.

Emphasis of Matter

4. We draw attention to the following notes:
- a) Note no. 20 of the Statement regarding amortization of additional liability on revision of family pension amounting to ₹ 821.95 crore. The Bank has charged an amount of ₹ 164.40 crore to the Profit and Loss Account for the year ended 31st March 2023 and the balance unamortised expense of ₹ 113.03 crore has been carried forward pursuant to RBI circular no. RBI/2021-22/105 DORACC.REC.57/21.04.018/2021-22 dt.4th October,2021.
- b) Note no. 7 of the Statement regarding deferred tax, wherein on the basis of tax review made by the Bank’s management with respect to the possible tax benefits arising out of the timing difference, the net deferred tax asset of ₹ 5798.91 crore is recognised as on 31st March 2023(₹ 6862.05 crore as on 31st March 2022).
- c) Note no. 4 of the Statement regarding accounting of Performance Link Incentive to employees on accrual basis during the year which was being done on cash basis in earlier years resulting in decrease of profit by ₹ 104.24 crore.
- d) Note No. 21 of the Statement, which describes the uncertainties due to the COVID-19 pandemic and management’s evaluation of impact on the Bank’s financial performance which will depend on future developments, which are uncertain.

Our opinion is not modified in respect of these matters.



Board of Directors' Responsibility for the Standalone Financial Results

5. The Statement has been compiled from the audited annual Standalone Financial Statements and approved by Board of Directors. The Board of Directors are responsible for the preparation of these Standalone Financial Results that give a true and fair view of the net profit and other financial information of the Bank in accordance with the Accounting Standards issued by the ICAI, the relevant provisions of the Banking Regulation Act, 1949, the circulars, guidelines and directions issued by the RBI from time to time ("RBI Guidelines") and other accounting principles generally accepted in India and in compliance with the Listing Regulations. This responsibility also includes maintenance of adequate accounting records in accordance with the provisions of the Banking Regulations Act, 1949 for safeguarding of the assets of the Bank and for preventing and detecting frauds and other irregularities; selection and application of appropriate accounting policies; making judgements and estimate that are reasonable and prudent; and design, implementation and maintenance of adequate internal financial controls, that were operating effectively for ensuring the accuracy and completeness of the accounting records, relevant to the preparation and presentation of the Standalone Financial Results that give true and fair view and are free from material misstatement, whether due to fraud or error.

In preparing the Standalone Financial Results, the Board of Directors are responsible for assessing the Bank's ability to continue as a going concern, disclosing, as applicable, matters related to going concern and using the going concern basis of accounting unless Board of Directors either intends to liquidate the Bank or to cease operations, or has no realistic alternative but to do so.

The Board of Directors is also responsible for overseeing the Bank's financial reporting process.

Auditors' Responsibilities For Audit of the Standalone Financial Results

6. Our objectives are to obtain reasonable assurance about whether the Standalone Financial Results, as a whole, are free from material misstatement, whether due to fraud or error, and to issue an auditors' report that includes our opinion. Reasonable assurance is a high level of assurance, but is not a guarantee that an audit conducted in accordance with Sas will always detect a material misstatement when it exists. Misstatements can arise from fraud or error and are considered material if, individually or in the aggregate, they could reasonably be expected to influence the economic decisions of users taken on the basis of these Standalone Financial Results.

As part of an audit in accordance with Sas, we exercise professional judgment and maintain professional skepticism throughout the audit. We also:

- Identify and assess the risks of material misstatement of the Standalone Financial Results, whether due to fraud or error, design and perform audit procedures responsive to those risks, and obtain audit evidence that is sufficient and appropriate to provide a basis of detecting a material misstatement resulting from fraud is higher than for one resulting from error, as fraud may involve collusion, forgery, intentional omissions, misrepresentations, or the override of internal control.
- Obtain an understanding of internal control relevant to the audit in order to design audit procedures that are appropriate in the circumstances.
- Evaluate the appropriateness of accounting policies used and the reasonableness of accounting estimates and related disclosures made by the Board of Directors.
- Conclude on the appropriateness of the Board of Directors' use of the going concern basis of



accounting and, based on the audit evidence obtained, whether a material uncertainty exists related to events or conditions that may cast significant doubt on the Bank's ability to continue as a going concern. If we conclude that a material uncertainty exists, we are required to draw attention in our auditor's report to the related disclosures in the Standalone Financial Results or, if such disclosures are inadequate, to modify our opinion. Our conclusions are based on the audit evidence obtained up to the date of our auditor's report. However, future events or conditions may cause the Bank to cease to continue as a going concern.

- Evaluate the overall presentation, structure and content of the Standalone Financial Results, including the disclosures, and whether the Standalone Financial Results represent the underlying transactions and events in a manner that achieves fair presentation.

Materiality is the magnitude of the misstatements in the Standalone Financial Statements that, individually or aggregate, makes it probable that the economic decisions of a reasonably knowledgeable user of the Standalone Financial Statements may be influenced. We consider quantitative materiality and qualitative factors in (i) planning of the scope of our audit work and in evaluating the results of our work; and (ii) to evaluate the effect of any identified misstatement in the Standalone Financial Statements.

We communicate with those charged with governance regarding, among other matters, the planned scope and timing of the audit and significant audit findings, including any significant deficiencies in internal control that we identify during our audit.

We also provide those charged with governance with a statement that we have complied with relevant ethical requirements regarding independence, and to communicate with them all relationships and other matters that may reasonably be thought to bear on our independence, and where applicable, related safeguards.

Other Matters

7. We did not audit the financial statements/ financial information of 1507 branches included in the Standalone Financial Results of the Bank whose financial statements/ financial information reflect total assets of ₹ 2,07,308 crore, and total revenue of ₹ 6,793 crore for the year ended on that date, as considered in the Standalone Financial Results. These branches cover 34.16 per cent of advances, 51.10 per cent of deposits and 19.30 per cent of non-performing assets as at 31st March 2023 and 40.23 per cent of revenue for the year ended on that date. The financial statements/ financial information of these branches have been audited by the branch auditors whose reports have been furnished to us and our opinion in so far as it relates to the amounts and disclosures included in respect of branches, is based solely on the report of such branch auditors.
8. In the conduct of our audit, we have taken note of the unaudited returns in respect of 2966 branches certified by the respective branch's management whose financial statements/ information reflect total assets of ₹ 90,252 crore as at 31st March 2023 and total revenue of ₹ 5,393 crore for the year ended on that date. These unaudited branches cover 24.65 per cent of advances, 44.21 per cent of deposits and 13.43 per cent of non-performing assets as on 31st March 2023 and 32.08 per cent of revenue for the year then ended.



9. We report that the figures for the quarter ended 31st March 2023 represent the balancing figures between audited figures in respect of full financial year ended 31st March 2023 and the published unaudited year-to-date figures up to 31st December 2022, being the date of the end of the third quarter of the current financial year which was previously subjected to limited review by us, as required under the Listing Regulations.

Our opinion is not modified in respect of above matters.

<p>FOR CHHAJED & DOSHI CHARTERED ACCOUNTANTS F.R. No.101794W</p> <p> (CA NITESH JAIN) PARTNER M.No.136169 UDIN: 23136169BGWXJJ4654</p> <p></p>	<p>FOR A S K A & CO. CHARTERED ACCOUNTANTS F.R. No.122063W</p> <p> (CA SUHAS AMBEKAR) PARTNER M.No.101373 UDIN:23101373BGWJWC4490</p> <p></p>
<p>FOR KISHORE & KISHORE CHARTERED ACCOUNTANTS F.R. No. 000291N</p> <p> (CA AKHILESH K. MATHUR) PARTNER M. No. 509176 UDIN:23509176BGWZAT6237</p> <p></p>	<p>FOR A.R. & Co CHARTERED ACCOUNTANTS F.R. No.002744C</p> <p> (CA ANIL GAUR) PARTNER M.No.017546 UDIN:23017546BGWILP9549</p> <p></p>

CHHAJED & DOSHI Chartered Accountants 101, Hubtown Solaris, N.S. Phadke Marg, Andheri (East), Mumbai - 400069	A S K A & CO. (Formerly Ambekar Shelar Karve & Ambardekar) Chartered Accountants 501, Mirage Arcade, Opp. Ganesh Mandir, Off. Phadke Road, Dombivli (East), Mumbai -421201
KISHORE & KISHORE Chartered Accountants C-7, Sector E (New), Aliganj, Lucknow- 226024	A.R. & Co Chartered Accountants A-403, Gayatri Apartments Airlines Group Housing Society Plot No 27, Sector -10, Dwarka New Delhi – 110075

INDEPENDENT AUDITORS' REPORT ON THE CONSOLIDATED FINANCIAL RESULTS FOR THE QUARTER AND YEAR ENDED 31ST MARCH 2023

To
The Board of Directors
Central Bank of India
Mumbai

Report on Audit of the Consolidated Financial Results

Opinion

- 1) We have audited the accompanying Statement of Consolidated Financial Results of **Central Bank of India** (the "Parent Bank"), its subsidiaries (the Parent Bank and its subsidiaries collectively referred to as the "Group") , its associate and jointly controlled entity for the quarter and year ended 31st March, 2023, attached herewith ("Statement"), being submitted by the Bank pursuant to the requirement of Regulation 33 and Regulation 52 read with Regulation 63(2) of the SEBI (Listing Obligations and Disclosure Requirements) Regulations, 2015 as amended ("Listing Regulations") except for the disclosures related to Pillar 3 as at 31st March, 2023, including Leverage Ratio, Net Stable Funding Ratio and Liquidity Coverage Ratio under Basel III Capital Regulations as have been disclosed in the Bank's website and in respect of which a link has been provided in the aforesaid consolidated financial results (Note no. 12) and which have not been audited by us.

In our opinion and to the best of our information and according to the explanations given to us, and based on consideration of reports of the other auditors on separate audited financial statement/ financial information of subsidiaries, associates and jointly controlled entity as furnished by the management, the aforesaid Statement:

- a) includes the financial results of the following entities:

i) **Subsidiaries:**

- (1) Cent Bank Home Finance Limited
(2) Centbank Financial Services Limited



ii) **Associates:**

- (1) Uttar Bihar Gramin Bank, Muzaffarpur
- (2) Uttarbanga Kshetriya Gramin Bank, Cooch Bihar

iii) **Joint Venture**

- (1) Indo-Zambia Bank Limited, Zambia
- b) are presented in accordance with the requirements of Listing Regulations in this regard except for the disclosures relating to Pillar 3 disclosures as at 31st March, 2023 including leverage ratio, net stable funding ratio and liquidity coverage ratio under Basel III Capital Regulation as have been disclosed on the Parent Bank's website and in respect of which a link has been provided in the aforesaid consolidated financial result (Note no. 12) and which have not been audited by us; and
- c) gives a true and fair view in conformity with the recognition and measurement principles laid down in the applicable accounting standards, the relevant provisions of the Banking Regulation Act, 1949, Reserve Bank of India ("RBI") guidelines and other accounting principles generally accepted in India, of the consolidated net profit and other financial information of the Group for the quarter and year ended 31st March 2023.

Basis for Opinion

- 2) We conducted our audit in accordance with the Standards on Auditing ("SAs") issued by the Institute of Chartered Accountants of India ("ICAI"). Our responsibilities under those Standards are further described in the "Auditors' responsibilities for the Audit of the Consolidated Financial Results" section of our report. We are independent of the Group, its associates and jointly controlled entity in accordance with the Code of Ethics issued by the ICAI together with the ethical requirements that are relevant to our audit of the consolidated financial results, and we have fulfilled our other ethical responsibilities in accordance with these requirements and the Code of Ethics. We believe that the audit evidence obtained by us and other auditors in terms of their report referred to in "Other Matter" paragraph below, is sufficient and appropriate to provide a basis for our opinion.

Emphasis of Matter

- 3) We draw attention to the following notes:
- a) Note no. 20 of the Statement regarding amortization of additional liability on revision of family pension amounting to ₹ 821.95 crore. The Bank has charged an amount of ₹ 164.40 crore to the Profit and Loss Account for the year ended 31st March 2023 and the balance unamortised expense of ₹ 113.03 crore has been carried forward pursuant to RBI circular no. RBI/2021-22/105 DORACC.REC.57/21.04.018/2021-22 dt.4th October,2021.
 - b) Note no. 7 of the Statement regarding deferred tax, wherein on the basis of tax review made by the Bank's management with respect to the possible tax benefits arising out of the timing difference, the net deferred tax asset of ₹ 5798.91 crore is recognised as on 31st March 2023(₹ 6862.05 crore as on 31st March 2022).
 - c) Note no. 4 of the Statement regarding accounting of Performance Link Incentive to employees on accrual basis during the year which was being done on cash basis in earlier years resulting in decrease of profit by ₹ 104.24 crore.



- d) Note No. 21 of the Statement, which describes the uncertainties due to the COVID-19 pandemic and management's evaluation of impact on the Bank's financial performance which will depend on future developments, which are uncertain.

Our opinion is not modified in respect of these matters.

Board of Directors' Responsibility for the consolidated financial results

- 4) The Statement has been compiled from the audited annual Consolidated Financial Statements. The Bank's Board of Directors is responsible for the preparation and presentation of these consolidated financial results that give a true and fair view of the consolidated net profit and other financial information of the Group in accordance with the Accounting Standards issued by the ICAI, the relevant provisions of the Banking Regulation Act, 1949, the circulars, guidelines and directions issued by the Reserve Bank of India (RBI) from time to time ("RBI Guidelines") and other accounting principles generally accepted in India and in compliance with the Listing Regulations. The respective Board of Directors of the entities included in the Group, its associates and jointly controlled entity are responsible for maintenance of adequate accounting records in accordance with the provisions of the Banking Regulation Act, 1949 for safeguarding of the assets of the Group and for preventing and detecting frauds and other irregularities; selection and application of appropriate accounting policies; making judgments and estimates that are reasonable and prudent; and design, implementation and maintenance of adequate internal financial controls that were operating effectively for ensuring accuracy and completeness of the accounting records, relevant to the preparation and presentation of the consolidated financial results that give a true and fair view and are free from material misstatement, whether due to fraud or error have been used for the purpose of preparation of the consolidated financial results by the Directors of the Bank, as aforesaid.

In preparing the Consolidated Financial Results, the respective Board of Directors of the entities included in the Group, its associates and jointly controlled entity are responsible for assessing the ability of the Group its associates and jointly controlled entity to continue as a going concern, disclosing, as applicable, matters related to going concern and using the going concern basis of accounting unless the Board of Directors either intends to liquidate the Group or to cease operations, or has no realistic alternative but to do so.

The respective Board of Directors of the entities included in the Group, its associates and jointly controlled entity are responsible for overseeing the financial reporting process of the Group its associates and jointly controlled entity.

Auditors' Responsibilities for the Consolidated Financial Results

- 5) Our objectives are to obtain reasonable assurance about whether the consolidated financial results as a whole are free from material misstatement, whether due to fraud or error, and to issue an auditors' report that includes our opinion. Reasonable assurance is a high level of assurance, but is not a guarantee that an audit conducted in accordance with SAs will always detect a material misstatement when it exists. Misstatements can arise from fraud or error and are considered material if, individually or in the aggregate, they could reasonably be expected to influence the economic decisions of users taken on the basis of these Consolidated Financial Results.

As part of an audit in accordance with SAs, we exercise professional judgment and maintain professional skepticism throughout the audit. We also:

- Identify and assess the risks of material misstatement of the consolidated financial results.



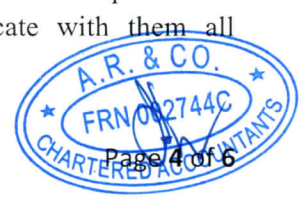

whether due to fraud or error, design and perform audit procedures responsive to those risks, and obtain audit evidence that is sufficient and appropriate to provide a basis for our opinion. The risk of not detecting a material misstatement resulting from fraud is higher than for one resulting from error, as fraud may involve collusion, forgery, intentional omissions, misrepresentations, or the override of internal control.

- Obtain an understanding of internal control relevant to the audit in order to design audit procedures that are appropriate in the circumstances.
- Evaluate the appropriateness of accounting policies used and the reasonableness of accounting estimates and related disclosures made by the Board of Directors.
- Conclude on the appropriateness of the Board of Directors' use of the going concern basis of accounting and, based on the audit evidence obtained, whether a material uncertainty exists related to events or conditions that may cast significant doubt on the ability of the Group to continue as a going concern. If we conclude that a material uncertainty exists, we are required to draw attention in our auditors' report to the related disclosures in the consolidated financial results or, if such disclosures are inadequate, to modify our opinion. Our conclusions are based on the audit evidence obtained up to the date of our auditors' report. However, future events or conditions may cause the Group to cease to continue as a going concern.
- Evaluate the overall presentation, structure and content of the consolidated financial results, including the disclosures, and whether the consolidated financial results represent the underlying transactions and events in a manner that achieves fair presentation.
- Obtain sufficient appropriate audit evidence regarding the consolidated financial results/ financial information of the entities within the Group to express an opinion on the consolidated financial results. We are responsible for the direction, supervision and performance of the audit of financial information of such entities included in the consolidated financial results of which we are the independent auditors. For the other entities included in the consolidated financial statements, which have been audited by other auditors, such other auditors remain responsible for the direction, supervision and performance of the audits carried out by them. We remain solely responsible for our audit opinion.

Materiality is the magnitude of the misstatements in the consolidated financial statements that, individually or aggregate, makes it probable that the economic decisions of a reasonably knowledgeable user of the consolidated financial statements may be influenced. We consider quantitative materiality and qualitative factors in (i) planning of the scope of our audit work and in evaluating the results of our work; and (ii) to evaluate the effect of any identified misstatement in the consolidated financial statements.

We communicate with those charged with governance of the Bank and such other entities included in the Consolidated Financial Results of which we are the independent auditors regarding, among other matters, the planned scope and timing of the audit and significant audit findings, including any significant deficiencies in internal control that we identify during our audit.

We also provide those charged with governance with a statement that we have complied with relevant ethical requirements regarding independence, and to communicate with them all

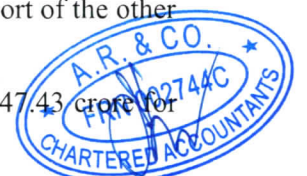


relationships and other matters that may reasonably be thought to bear on our independence, and where applicable, related safeguards.

We also performed procedures in accordance with the circular issued by the SEBI under Regulation 33(8) of the Listing Regulations, as amended, to the extent applicable.

Other Matters



- 6) a) We did not audit the financial statements/ information of 1507 branches included in the consolidated financial statements of the Parent Bank whose financial statements / financial information reflect total assets of ₹ 2,07,308 crore as at 31st March 2023 and total revenue of ₹ 6,763 crore for the year ended on that date, as considered in the consolidated financial results. The financial statements / information of these branches have been audited by the branch auditors whose reports have been furnished to us, and our opinion in so far as it relates to the amounts and disclosures included in respect of branches, is based solely on the report of such branch auditors.
- b) In the conduct of our audit, we have taken note of the unaudited returns in respect of 2966 branches included in the standalone financial statements of the Parent Bank certified by the respective branch's management whose financial statements/ information reflect total assets of ₹ 90,252 crore as at 31st March 2023 and total revenue of ₹ 5,393 crore for the year ended on that date.
- c) We did not audit the financial statements / information of one subsidiary whose financial statement reflects total assets of ₹ 47.36 crore as at 31st March 2023, total revenues of ₹ 3.52 crore and total net profit of ₹ 1.62 for the year ended on that date as considered in the consolidated financial results. These financial statements/ information have been audited by other auditor whose report has been furnished to us by the management, and our opinion on the consolidated financial statements, in so far as it relates to the amounts and disclosures included in respect of that subsidiary, is based solely on the report of the other auditor and the procedures performed by us are as stated in paragraph above.
- d) We did not audit the financial statements / information of one subsidiary whose financial statement reflects total assets of ₹ 1,504.11 crore as at 31st March 2023, total revenues of ₹ 140.93 crore and total net profit of ₹ 27.01 for the year ended on that date as considered in the consolidated financial results. These financial statements/ information have not been audited so far and our opinion on the consolidated financial statements, in so far as it relates to the amounts and disclosures included in respect of these subsidiaries, is based solely on the unaudited statements certified by the management. In our opinion and according to the information and explanations given to us by the Board of Directors, these Financial Results / financial information are not material to the Group
- e) The consolidated financial results include the Group's share of net profit of ₹ 31.63 crore for the year ended 31st March, 2023 in respect of 2 associates, whose financial statements / financial information have not been audited by us. These financial statements/ information have been audited by other auditor whose report has been furnished to us by the management, and our opinion on the consolidated financial statements, in so far as it relates to the amounts and disclosures included in respect of that subsidiary, is based solely on the report of the other auditor and the procedures performed by us are as stated in paragraph above.
- f) The consolidated financial results include the Group's share of net profit of ₹ 47.43 crore for



the year ended 31st March, 2023 in respect of one joint venture, whose financial statements / financial information have not been audited by us. These financial statements/ information have not been audited so far and our opinion on the consolidated financial statements, in so far as it relates to the amounts and disclosures included in respect of these subsidiaries, is based solely on the unaudited statements certified by the management. In our opinion and according to the information and explanations given to us by the Board of Directors, these Financial Results / financial information are not material to the Group

- g) We report that the figures for the quarter ended 31st March 2023 represent the balancing figures between audited figures in respect of full financial year ended 31st March 2023 and the published unaudited year-to-date figures up to 31st December 2022, being the date of the end of the third quarter of the current financial year which was previously subjected to limited review by us, as required under the Listing Regulations.

Our opinion is not modified in respect of above matters.

<p>FOR CHHAJED & DOSHI CHARTERED ACCOUNTANTS F.R. No.101794W</p>   <p>(CA NITESH JAIN) PARTNER M.No.136169 UDIN:23136169BGWXJK3003</p>	<p>FOR A S K A & CO. CHARTERED ACCOUNTANTS F.R. No.122063W</p>   <p>(CA SUHAS AMBEKAR) PARTNER M.No.101373 UDIN:23101373BGWJWD1901</p>
<p>FOR KISHORE & KISHORE CHARTERED ACCOUNTANTS F.R. No. 000291N</p>   <p>(CA AKHILESH K. MATHUR) PARTNER M. No. 509176 UDIN:23509176BGWZAU1892</p>	<p>FOR A.R. & CO. CHARTERED ACCOUNTANTS F.R. No.002744C</p>   <p>(CA ANIL GAUR) PARTNER M.No.017546 UDIN:23017546BGWILR2881</p>



सेंट्रल बैंक ऑफ इंडिया
सेंट्रल बैंक ऑफ इंडिया
Central Bank of India


1911 से आपके लिए केंद्रित

CENTRAL TO YOU SINCE 1911

केन्द्रीय कार्यालय

Central Office

Statement of deviation/variation in use of issue proceeds for the quarter ended 31.03.2023
(As per Regulation 32(1) of SEBI (LODR) Regulations, 2015)

Particulars	Remarks					
Name of listed entity	Central Bank of India					
Mode of Fund raising	Public issues/ Rights issues / Preferential issue / Others					
Type of Instrument	NA					
Date of raising funds	NA					
Amount raised	Nil					
Report filed for Quarter ended	31 st March, 2023					
Is there a deviation / variation in use of funds raised?	No					
Whether any approval is required to vary the objects of the issue stated in the prospectus/offer documents?	NA					
If yes, details of the approval so required?	-					
Date of approval	-					
Explanation for the Deviation / Variation	NA					
Comments of the Audit Committee after review	NA					
Comments of the auditors, if any	NA					
Objects for which funds have been raised and where there has been a deviation/variation, in the following table :-						
Original Object	Modified Object, if any	Original allocation	Modified allocation, if any	Funds utilised	Amount of deviation/variation for the quarter according to applicable object (In ₹ Crore and in %)	Remarks, if any
Nil						
Deviation could mean:						
(a) Deviation in the objects or purposes for which the funds have been raised.						
(b) Deviation in the amount of funds actually utilized as against what was originally disclosed.						
 MUKUL N. DANDIGE CHIEF FINANCIAL OFFICER						
Date :- 29/04/2023						
Place :- Mumbai						

चंदर मुखी, नरीमन पॉइंट, मुंबई - 400 021 • दूरध्वनी : 2202 6428, 6638 7777 • फैक्स : (91-22) 2204 4336
 चंदर मुखी, नरीमन पॉइंट, मुंबई - 400 021 • दूरध्वनी : 2202 6428, 6638 7777 • फैक्स : (91-22) 2204 4336
 Chander Mukhi, Nariman Point, Mumbai - 400 021 • Tel. : 2202 6438, 6638 7777 • Fax : (91-22) 2204 4336

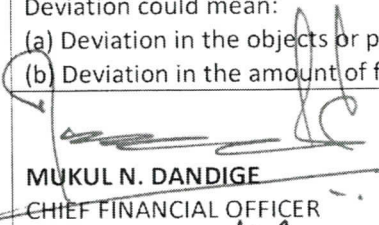
www.centralbankofindia.co.in

Statement of deviation/variation in the use of issue proceeds of issue of listed non-convertible debt securities for the quarter ended 31.03.2023
(As per Regulation 52(7) & 52 (7A) of SEBI (LODR) Regulations, 2015)

A. Statement of utilization of issue proceeds:

Name of the Issuer	ISIN	Mode of Fund Raising (Public issue/Private placement)	Type of Instrument	Date of raising funds	Amount Raised	Funds Utilized	Any Deviation (Yes/No)	IF 8 is yes, then specify the purpose of for which the funds were utilized	Remarks, if any
1	2	3	4	5	6	7	8	9	10
NIL									

B. Statement of deviation/variation in use of issue proceeds:

Particulars	Remarks					
Name of listed entity	Central Bank of India					
Mode of Fund raising	Public Issue/Private Placement					
Type of Instrument	NA					
Date of raising funds	NA					
Amount raised	Nil					
Report filed for Quarter ended	31 st March, 2023					
Is there a deviation / variation in use of funds raised?	No					
Whether any approval is required to vary the objects of the issue stated in the prospectus/offer documents?	NA					
If yes, details of the approval so required?	-					
Date of approval	-					
Explanation for the Deviation / Variation	NA					
Comments of the Audit Committee after review	NA					
Comments of the auditors, if any	NA					
Objects for which funds have been raised and where there has been a deviation/variation, in the following table :-						
Original Object	Modified Object, if any	Original allocation	Modified allocation, if any	Funds utilised	Amount of deviation/variation for the quarter according to applicable object (In ₹ Crore and in %)	Remarks, if any
Nil						
Deviation could mean:						
(a) Deviation in the objects or purposes for which the funds have been raised.						
(b) Deviation in the amount of funds actually utilized as against what was originally disclosed.						
 MUKUL N. DANDIGE CHIEF FINANCIAL OFFICER						
Date :- 29/04/2023						
Place :- Mumbai						

Disclosure of Related Party Transactions of the Bank for the half year period ended 31st March, 2023

1. List of Related Parties:

(a) Key Managerial Personnel-

i)	Shri M V Rao	Managing Director & CEO
ii)	Shri Alok Srivastava (Up to 30.11.2022)	Executive Director
iii)	Shri Vivek Wahi	Executive Director
iv)	Shri Rajeev Puri	Executive Director
v)	Shri M V Murali Krishna (W.e.f 01.12.2022)	Executive Director

(b) Subsidiaries-

i)	Cent Bank Home Finance Ltd
ii)	Cent Bank Financial Services Ltd.

(c) Associates-

I)	Regional Rural Banks
i)	Uttar Bihar Gramin Bank, Muzaffarpur (Bihar)
ii)	Uttarbanga Kshetriya Gramin Bank, Cooch Behar (West Bengal)
II)	Indo-Zambia bank Ltd., Zambia

2. Transactions with Related Parties:

Remuneration paid to Key Managerial Persons

Name	Designation	Key Management Personnel (Rs. In Lakhs)			
		Half year ended on		FY ended on	
		31.03.2023	31.03.2022	31.03.2023	31.03.2022
Shri M V Rao (w.e.f. 01.03.2021)	Managing Director & CEO	24.60	16.57	41.23	31.67
Shri Alok Srivastava (Up to 30.11.2022)	Executive Director	10.09	15.13	25.27	28.92
Shri Vivek Wahi (w.e.f. 10.03.2021)	Executive Director	20.01	14.26	34.33	27.26
Shri Rajeev Puri (w.e.f. 10.03.2021)	Executive Director	22.35	15.19	36.81	28.18
Shri M. V Murali Krishna	Executive Director	10.05	0.00	10.05	0.00
Total		87.10	61.15	147.69	116.03

Keeping in line with Para 9 of the AS-18-“ Related Party Disclosure” issued by ICAI, the transactions with Subsidiaries and Associates Enterprises have not been disclosed which exempts the State Controlled Enterprises from making any disclosures pertaining to transactions with other related State Controlled Enterprises.

Further, transactions in the nature of Banker –Customer relationship including those with KMP and relatives of KMP have not been disclosed in terms of Para 5 of AS-18.



To
Board of Directors
Central Bank of India

CERTIFICATE WITH REFERENCE TO SECURITY COVER IN RESPECT OF LISTED UNSECURED DEBT SECURITIES FOR THE QUARTER ENDED 31.03.2023

We have been requested by Central Bank of India vide its appointment letter CO/BS-IRD/2022-23/348A dated 16th January, 2023 to verify and certify, compliance with respect to Security Cover in respect of listed unsecured debt securities as per regulation 54(2) read with regulation 56 (1) (d) of SEBI (LODR) Regulation, 2015 & as per circular SEBI/HO/MIRSD/CRADT/CIR/P/2020/230 dated 12th November, 2020 & SEBI/HO/MIRSD/MIRSD CRADT/CIR/P/2022/67 dated 19th May, 2022. This certificate is required for the onward submission to stock exchanges and debenture trustee only.

Management's Responsibilities

The responsibility for compliance with regard to instructions contained in Securities and Exchange Board of India (Listing Obligations and Disclosure Requirements) Regulations, 2015 published on 2nd September, 2015 & as per circular SEBI/HO/MIRSD/CRADT/CIR/P/2020/230 dated 12th November, 2020 & SEBI/HO/MIRSD/MIRSD/CRADT/CIR/P/2022/67 dated 19th May, 2022 is that of the management of the Bank. The Bank's responsibility is to put in place controls and suitable triggers to ensure that above regulations are adhered to.

Auditor's Responsibility

Our responsibility is to provide the reasonable assurance on Bank's compliance with respect to Security Cover in respect of listed debt securities as per regulation 54(2) read with regulation 56(1)(d) of SEBI (LODR) Regulation, 2015, as to the accuracy in the computation of Security Coverage Ratio in respect of listed debt securities.

We conducted our independent review in accordance with the Guidance Note on Reports or Certificates for Special Purposes (Revised 2016) issued by the Institute of Chartered Accountants of India. The Guidance Note requires that we comply with the ethical requirements of the Code of Ethics issued by the Institute of Chartered Accountants of India.

We have complied with the relevant applicable requirements of the Standard on Quality Control (SQC) 1, Quality Control for Firms that Perform Audits and Reviews of Historical Financial Information, and Other Assurance and Related Services Engagements.

AUDIT PROCEDURES PERFORMED:

- a) Verification of terms / covenants of the issue of the listed debt securities.
- b) Verification / tracing of relevant figures from Audited Financial Statements of Accounts.
- c) Verification of SEBI Circular regarding Security Coverage Ratio.
- d) Verification of Books of Accounts for the quarter ended 31.03.2023.



e) Verification of arithmetical accuracy of calculation of;

- I. Total Net assets available for unsecured lenders
- II. Total unsecured borrowings
- III. Security coverage Ratio.

OPINION

Based on examination of audited books of accounts and other relevant records/documents, we hereby certify that:

- a) **The Central Bank of India has vide its Board Resolution and information memorandum/ offer document and under various Debenture Trust Deeds, has issued the following listed debt securities:**

(₹ in crore)

ISIN	Private Placement/Public Issue	Secured/Unsecured	Sanctioned Amount
INE483A09260	Private Placement	Unsecured	1000
INE483A09286	Private Placement	Unsecured	500
INE483A08023	Private Placement	Unsecured	500
INE483A08031	Private Placement	Unsecured	500
Total			2500

- b) **Securities Cover for listed debt securities:**

The financial information as on 31.03.2023 has been extracted from the books of accounts for the quarter ended 31.03.2023 and other relevant records of the Central Bank of India and as per the information provided by the Bank vide Annexure I and Annexure II. The total assets of the Central Bank of India provide coverage of **3.83** times of the principal, which is in accordance with the terms of issue (calculation as per statement of Security coverage ratio available for the unsecured debt securities -Annexure -II) (as per requirement of Regulation 54 read with Regulation 56(1)(d) of LODR Regulations)

The Security cover certificate is being issued in consonance with SEBI regulations and shall have no effect on the seniority of such instruments and all other terms and conditions applicable for the issue of the bonds as specified by RBI Master Circular no. DBR.No.BP.BC.1/21.06.201/2015-16 dated July 1, 2015 for Basel III compliant bonds/RBI Master Circular no. DBR.No.BP.BC.4./21.06.001/2015-16 dated July 1, 2015 for Basel II compliant bonds, as amended time, and the terms of issue.



CHHAJED & DOSHI
CHARTERED ACCOUNTANTS

Compliance of all the covenants/terms of the issue in respect of listed debt securities information under Securities and Exchange Board of India (Listing Obligations and Disclosure Requirements) Regulations, 2015 in terms of the provision of regulation 56(1)(d) as amended from time to time- Covenant Compliance Certificate as on 31.03.2023

We have examined the compliances made by the Bank in respect of the covenants / terms of the issue of the listed debt securities and certify that the covenants/terms of the issue have been complied by the Bank.

Based on the examination of the books of accounts and other relevant records/documents, we further certify that:

The Bank has complied with all the covenant/terms of the issue mentioned in the offer document/ Information Memorandum and/or Debenture Trust Deed for the above mentioned Non-convertible debt securities.

Further, please find the below list of the covenant which the Bank has failed to comply for the quarter

Covenant	Document reference	Date of breach	Cure period (if any)
NIL			

Restriction on use

This certificate has been issued at the request of the Bank for onward submission to stock exchanges and debenture trustee only. It should not be used by any other person, without our consent. Accordingly, we do not accept or assume any liability or any duty of care or for any other purpose or to any other party to whom it is shown or into whose hands it may come without our prior consent in writing.

For CHHAJED & DOSHI
Chartered Accountants
Firm Reg. No.: 101794W



CA Nitesh Jain

Partner

M. No.: 136169

UDIN: 23136169BG7WXTJN7501



Place: Mumbai

Date: 29.04.2023

Encl: Annexure I (Format of Security cover)

Annexure II (Calculation of Security Cover Ratio)

Page 3 of 5

Head Office: 101 Hubtown Solaris, Near East West Flyover, N. S. Phadke Marg, Andheri (E),
Mumbai – 400 069

• Phone: 022-61037878 • Fax: 022-61037879 • E mail: info@cndindia.com

Branches: • Ahmedabad : 079-2646 4413 • Delhi: 011-4611 3950 • Dombivli: 0251-286 0936

SECURITY COVER

Annexure I

Column A	Column B	Column C	Column D	Column E	Column F	Column G	Column H	Column I	Column J	Column K	Column L	Column M	Column N	Column O
Particulars	Description of asset for which this certificate relate	Exclusive Charge	Exclusive Charge	Pari- Passu Charge	Pari- Passu Charge	Pari- Passu Charge	Assets not offered as Security	Eliminati on (amount in negative)	(Total C to H)	Related to only those items covered by this certificate				
		Debt for which this certificate being issued	Other Secured Debt	Debt for which this certifica te being issued	Assets shared by pari passu debt holder (includes debt for which this certificate is issued & other debt with Pari-passu charge)	Other assets on which there is pari- Passu charge (excluding items covered in column F)		debt amount considere d more than once (due to exclusive plus pari passu charge)		Market Value for Assets charged on Exclusive basis	Carrying /book value for exclusive charge assets where market value is not ascertainable or applicable (For Eg. Bank Balance, DSRA market value is not applicable)	Market Value for Pari passu charge Assets ^{viii}	Carrying value/book value for pari passu charge assets where market value is not ascertainable or applicable (For Eg. Bank Balance, DSRA market value is not applicable)	Total Value(=K+L+M + N)
		Book Value	Book Value	Yes/No	Book Value	Book Value								
ASSETS														
Property, Plant and Equipment														
Capital Work-in- Progress														
Right of Use Assets														
Goodwill														
Intangible Assets														
Intangible Assets under Development														
Investments														
Loans														
Inventories														
Trade Receivables														
Cash and Cash Equivalents														
Bank Balances other than Cash and Cash Equivalents														
Others														
Total														

NIL



SECURITY COVER

contd....
Annexure I

Column A	Column B	Column C	Column D	Column E	Column F	Column G	Column H	Column I	Column J	Column K	Column L	Column M	Column N	Column O	
Particulars		Exclusive Charge	Exclusive Charge	Pari- Passu Charge	Pari- Passu Charge	Pari- Passu Charge	Assets not offered as Security	Elimination (amount in negative)	(Total C to H)	Related to only those items covered by this certificate					
	Description of asset for which this certificate relate	Debt for which this certificate being issued	Other Secured Debt	Debt for which this certificate being issued	Assets shared by pari passu debt holder (includes debt for which this certificate is issued & other debt with Pari-passu charge)	Other assets on which there is pari- Passu charge (excluding items covered in column F)		debt amount considered more than once (due to exclusive plus pari passu charge)		Market Value for Assets charged on Exclusive basis	Carrying /book value for exclusive charge assets where market value is not ascertainable or applicable (For Eg. Bank Balance, DSRA market value is not applicable)	Market Value for Pari passu charge Assets tm	Carrying value/book value for pari passu charge assets where market value is not ascertainable or applicable (For Eg. Bank Balance, DSRA market value is not applicable)	Total Value(=K+L+M+ N)	
		Book Value	Book Value	Yes/No	Book Value	Book Value						Relating to Column F			
LIABILITIES															
	Debt securities to which this certificate pertains														
	Other debt sharing pari-passu charge with above debt														
	Other Debt														
	Subordinated debt														
	Borrowings														
	Bank														
	Debt Securities														
	Others														
	Trade payables														
	Lease Liabilities														
	Provisions														
	Others														
	Total														
	Cover on Book Value														
	Cover on Market Value														
		Exclusive Security Cover Ratio			Pari-Passu Security Cover Ratio										

NIIL



Calculation for Security Cover Ratio

SN	Particulars		Amount (Rs. in Crores)
i.	Net assets of Central Bank of India available for unsecured lenders (Property Plant & Equipment (excluding intangible assets and prepaid expenses) + Investments + Cash & Bank Balances + Other current/ Non-current assets excluding deferred tax assets (-) Total assets available for secured lenders/creditors on pari passu/exclusive charge basis under the above heads (-) unsecured current/ non-current liabilities (-) interest accrued/payable on unsecured borrowings)		31,336.68
	SUB-TOTAL	A	31,336.68
ii.	Total Borrowings (unsecured)		
	Term loan		0.00
	Non-convertible Debt Securities		2500.00
	CC/ OD Limits		0.00
	Other Borrowings		5618.75
	IND - AS adjustment for effective Interest rate on unsecured borrowings		0.00
	SUB-TOTAL	B	8,188.75
iii.	Security Coverage Ratio (100% or higher as per the terms of Offer Document/Information Memorandum/ Debenture Trust Deed)	(A/B)	3.83

