



Date: 03rd April, 2024

To,

BSE Limited
Corporate Relations Department
Phiroze Jeejeebhoy Towers
Dalal Street, Fort
Mumbai 400 001
Maharashtra, India

National Stock Exchange of India Limited
Listing Department
Exchange Plaza, Plot No. C/1, G Block
Bandra Kurla Complex, Bandra (East)
Mumbai 400 051
Maharashtra, India

Scrip Code: 532668

Symbol: AURIONPRO

Dear Madam / Sir

Sub: Intimation of the approval of the Unaudited Consolidated Condensed Interim Financials under Regulation 30 of the SEBI (Listing Obligation and Disclosure Requirements) Regulations, 2015

In compliance with Regulation 30 of the SEBI (Listing Obligations and Disclosure Requirements) Regulations 2015, as amended, in relation to the announcement of the unaudited limited review financial results for the nine months period ended 31 December, 2023 and December 31, 2022 of Aurionpro Solutions Limited (the “**Company**”), we wish to inform you that the Committee of Board of Directors of the Company has passed a resolution dated 03rd April, 2024, and have approved the unaudited consolidated condensed interim financial statements of the Company for the nine months period ended 31st December, 2023, prepared in accordance with the Indian Accounting Standards 34 ‘Interim Financial Reporting’ prescribed under Section 133 of the Companies Act, 2013 read with the Companies (Indian Accounting Standards) Rules 2015, as amended, and other relevant provisions of the Companies Act, 2013 along with report on review of Interim Financial Statements issued by the Statutory Auditors of the Company, C K S P & Co, Chartered Accountants. Copy of the same is attached herewith as **Annexure A**. Further, these Interim Financial Statements will be uploaded on the Company's website at www.aurionpro.com.

We request you to take the above on record, and the same be treated as compliance under Regulation 29 and 30 and other applicable regulations of the SEBI LODR Regulations.

Thanking you,

Yours faithfully,

For **Aurionpro Solutions Limited**

Ninad
Prabhakar
Kelkar

Digitally signed by
Ninad Prabhakar Kelkar
Date: 2024.04.03
23:04:03 +05'30'

Ninad Kelkar
Company secretary

c/c: Annexure-A

aurionpro 

Aurionpro Solutions Limited

**Interim Condensed
Consolidated Financial Statements**

C K S P AND CO LLP

Chartered Accountants

(A Member Firm of 'C K S P & AFFILIATES')

Regd. Off. A-312, 3rd Floor, Royal Sands CHS Ltd, Shashtri Nagar, Andheri (West),
Mumbai – 400 053, Maharashtra, India. Email: debmalya@ckspllp.com / kalpen@ckspllp.com

Independent Auditor's Review Report on Unaudited Interim Condensed Consolidated Financial Statements for the Nine Months ended 31/12/2023 and 31/12/2022 of Aurionpro Solutions Limited.

To
The Board of Directors of
Aurionpro Solutions Limited

1. We have reviewed the accompanying unaudited interim condensed consolidated financial statements of Aurionpro Solutions Limited (the 'Holding Company') and its subsidiaries (the Holding Company and its subsidiaries together referred to as the 'Group'), which comprise the Interim Condensed Consolidated Balance Sheet as at 31/12/2023 and 31/12/2022, Interim Condensed Consolidated Statement of Profit & Loss (including other comprehensive income), Interim Condensed Consolidated Statement of Cash Flow and Interim Condensed Consolidated Statement of Changes in Equity for the nine months ended 31/12/2023 and 31/12/2022 and Significant Accounting Policies & Summarised Notes to Accounts thereon.
2. These unaudited interim condensed consolidated financial statements, which are the responsibility of the Holding Company's management and approved by the Holding Company's Board of Directors, has been prepared in accordance with the recognition and measurement principles laid down in Indian Accounting Standard 34 ('Ind AS 34') "Interim Financial Reporting", prescribed under Section 133 of the Companies Act, 2013, as amended, read with relevant rules issued there under, and other accounting principles generally accepted in India. Our responsibility is to issue a report on the unaudited interim condensed consolidated financial statements based on our review.
3. We conducted our review of the unaudited interim condensed consolidated financial statements in accordance with the Standard on Review Engagements (SRE) 2410, "Review of Interim Financial Information Performed by the Independent Auditor of the Entity", issued by the Institute of Chartered Accountants of India. This Standard requires that we plan and perform the review to obtain moderate assurance as to whether the Interim Condensed Consolidated Financial Statements are free of material misstatement. A review is limited primarily to inquiries of company personnel and analytical procedures applied to financial data and thus provides less assurance than an audit. We have not performed an audit and accordingly, we do not express an audit opinion.
4. The unaudited interim condensed consolidated financial statements include the unaudited interim condensed financial statements of the entities as given in the **Annexure – 1**.
5. Based on our review conducted and procedures performed as stated in paragraph 3 above and based on the consideration of the audit report of other auditors referred to in paragraph 6 below, nothing has come to our attention that causes us to believe that the accompanying unaudited interim condensed consolidated financial statements, prepared in accordance with the recognition and measurement principles laid down in the aforesaid Indian Accounting Standards ('Ind AS') specified under Section 133 of the Companies Act, 2013,



C K S P AND CO LLP is a Limited Liability Partnership with LLP Registration No. AAC – 8300
C K S P & AFFILIATES – Registration no. NRN/0043/W

CKSP AND CO LLP

Chartered Accountants

(A Member Firm of 'CKSP & AFFILIATES')

Regd. Off. A-312, 3rd Floor, Royal Sands CHS Ltd, Shashtri Nagar, Andheri (West),
Mumbai – 400 053, Maharashtra, India. Email: debmalaya@ckspllp.com / kalpen@ckspllp.com

as amended, read with relevant rules issued thereunder and other recognized accounting principles generally accepted in India, has not disclosed the information required to be disclosed, including the manner in which it is to be disclosed, or that it contains any material misstatement.

Other Matters

6. We did not review the unaudited interim condensed financial statements of certain subsidiaries included in the unaudited interim condensed consolidated Financial Statements, whose unaudited interim condensed financial statements reflect Group's share of total assets of Rs.63,895.06 lakhs as at 31/12/2023 and Rs.58,914.25 lakhs as at 31/12/2022, Group's share of total revenues of Rs.19,145.82 lakhs and Rs.15,548.88 lakhs, total net profit/(loss) after tax of Rs.5,441.77 lakhs and Rs.3,654.93 lakhs and total comprehensive income of Rs.5,483.60 lakhs and Rs.3,819.15 lakhs for the nine months ended 31/12/2023 and 31/12/2022 respectively as considered in the unaudited interim condensed consolidated financial statements. The unaudited interim condensed consolidated financial statements also include the Group's share of net profit/(loss) after tax of Rs.422.50 lakhs and Rs.713.47 lakhs and the Group's share of total comprehensive income / (loss) of Rs.424.08 lakhs and Rs.729.32 lakhs for the nine months ended 31/12/2023 and 31/12/2022, in respect of joint venture and associate. These unaudited interim condensed financial statements have been reviewed by other auditors, whose reports have been furnished to us by the Holding Company's Management and our conclusion on the Interim Condensed Consolidated Financial Statement, in so far as it relates to the amounts and disclosures included in respect of these subsidiaries, is based solely on the report of the other auditors and the procedures performed by us as stated in paragraph 3 above.

Out of the above, in respect of the certain subsidiaries and joint venture, their unaudited interim condensed financial statements have been prepared in accordance with accounting principles generally accepted in the respective countries of incorporation and the Holding Company's Management has converted these unaudited interim condensed financial statements from accounting principles generally accepted in the respective countries to accounting principles generally accepted in India.

7. We did not review the interim condensed financial statements of a certain subsidiaries included in the accompanying unaudited interim condensed consolidated financial statements, whose unaudited interim condensed financial statements reflect Group's share of total assets of Rs. 13,246.74 lakhs as at 31/12/2023 and Rs.9,596.90 lakhs as at 31/12/2022, Group's share of total revenues of Rs.7,895.25 lakhs and Rs.5,123.20 lakhs, total net profit/(loss) after tax of Rs.1,777.78 lakhs and Rs.1,432.05 lakhs and total comprehensive income of Rs.1,792.50 lakhs and Rs.1,411.39 lakhs for the nine months ended 31/12/2023 and 31/12/2022 respectively, as considered in the unaudited interim condensed consolidated financial statements. The unaudited interim condensed consolidated financial statements also include the Group's share of net profit/(loss) after tax of Rs. Nil and the Group's share of total comprehensive income / (loss) of Rs. Nil for the nine months ended 31/12/2023, in respect of joint venture, whose interim condensed financial statements have not been reviewed by us nor by their respective auditor. These unaudited interim condensed financial statements have been presented solely based on information compiled by the Holding Company's Management and approved by the Board of Directors of the respective companies have been furnished to us by the Management and our conclusion in so far as it relates to the amounts and disclosure in respect of this



CKSP AND CO LLP is a Limited Liability Partnership with LLP Registration No. AAC – 8300
CKSP & AFFILIATES – Registration no. NRN/0043/W

CKSP AND CO LLP

Chartered Accountants

(A Member Firm of 'CKSP & AFFILIATES')

Regd. Off. A-312, 3rd Floor, Royal Sands CHS Ltd, Shashtri Nagar, Andheri (West),
Mumbai – 400 053, Maharashtra, India. Email: debmalya@ckspllp.com / kalpen@ckspllp.com

subsidiary and joint venture is based solely on financial information certified by the management of the respective entities.

Out of the above, in respect of certain subsidiaries and joint ventures, their unaudited interim condensed financial statements have been prepared in accordance with accounting principles generally accepted in the respective countries of incorporation and the Holding Company's Management has converted these unaudited interim condensed financial statements from accounting principles generally accepted in the respective countries to accounting principles generally accepted in India. According to the information and explanations given to us by the Holding Company's Management, these unaudited interim condensed financial statements are not material to the Group.

8. The Consolidated Financial Results of the company for the corresponding nine months ended 31/12/2022 included in these unaudited interim condensed consolidated financial statements were reviewed by the then statutory auditors and their review report dated 24/01/2023 expressed unmodified conclusion on such financial results. Also, the Consolidated Financial Information of the company for the year ended 31/03/2023 included in these unaudited interim condensed consolidated financial statements, were audited by the then statutory auditors and their audit report dated 16/05/2023 expressed an unmodified opinion.
9. This report has been issued at the request of the company for the purpose of the proposed secondary offering of equity shares of the Company in accordance with the provisions of the Securities and Exchange Board of India (Issue of Capital and Disclosure Requirements) Regulations, 2018, as amended and other applicable laws and hence the same should not be used by any other person or for any other purpose. Accordingly, we do not accept or assume any liability or any duty of care for any other purpose or to any other person to whom this report is shown or into whose hands it may come without our prior consent in writing.

Our conclusion on the unaudited interim condensed consolidated financial statements is not modified in respect of the above matters as per paragraph 6 to 9.

For CKSP AND CO LLP
Chartered Accountants
FRN – 131228W / W100044



Debmalya Maitra
Partner
M. No.053897
UDIN: 24053897BKFT7R3557



Place: Navi Mumbai
Date: April 03, 2024

CKSP AND CO LLP is a Limited Liability Partnership with LLP Registration No. AAC – 8300
CKSP & AFFILIATES – Registration no. NRN/0043/W

C K S P AND CO LLP

Chartered Accountants

(A Member Firm of 'C K S P & AFFILIATES')

Regd. Off. A-312, 3rd Floor, Royal Sands CHS Ltd, Shashtri Nagar, Andheri (West),
Mumbai – 400 053, Maharashtra, India. Email: debmalya@ckspllp.com / kalpen@ckspllp.com

Annexure – 1 to the Independent Auditor's Review Report on the Unaudited Interim Condensed Consolidated Financial Statements for the nine months ended 31/12/2023 and 31/12/2022

The aforesaid Unaudited Interim Condensed Consolidated Financial Statements include the Unaudited Interim Condensed Financial Statements of the following entities as per the details provided by the Holding Company's Management.

Sr. No.	Subsidiaries
1	Aurofidel Outsourcing Limited., India
2	PT Aurionpro Solutions., Indonesia
3	Aurionpro Solutions Pte. Ltd., Singapore
4	Intellvisions Solutions Private Limited, India
5	Aurionpro Payment Solutions Private Limited, India
6	Aurionpro Transit Solutions Private Limited, India
7	Aurionpro Payment Solutions Pte. Ltd, Singapore
8	Aurionpro Transit technologies private limited (formerly known as SC Soft Technologies Private Limited, India)
9	Aurionpro Solutions PLC., United Kingdom
10	Integro Technologies Pte. Ltd., Singapore
11	Integro Technologies SDN. BHD Malaysia
12	Integro Technologies Co. Ltd., Thailand
13	Aurionpro Market Systems Pte. Ltd., Singapore
14	Integro Technologies (Vietnam) Limited Liability Company, Vietnam
15	Integrosys Corporation, Philippines
16	Aurionpro Transit Pte. Ltd., Singapore (formerly known as SC Soft Pte. Ltd.)
17	Shenzhen SC Trading Co. Ltd., China
18	SC Soft SDN BHD, Malaysia
19	Neo.BNK Pte Ltd., Singapore
20	Aurionpro Solutions (Africa) Ltd., Kenya
21	Aurionpro Holding Pte. Ltd., Singapore
22	Aurionpro Fintech Inc, USA
23	Aurionpro Foundation (Section 8 Company), India
24	SC Soft Inc, Canada
25	Aurionpro Technology Solutions Pty Ltd., Australia
26	Aurionpro Toshi Automatic Systems Private Limited, India (w.e.f. 04/09/2022 and Associate till 03/09/2022)
27	Hello Patients Solutions Inc., USA
28	SC soft Americas LLC, USA (w.e.f. 01/01/2023)

C K S P AND CO LLP is a Limited Liability Partnership with LLP Registration No. AAC – 8300
C K S P & AFFILIATES – Registration no. NRN/0043/W



C K S P AND CO LLP

Chartered Accountants

(A Member Firm of 'C K S P & AFFILIATES')

Regd. Off. A-312, 3rd Floor, Royal Sands CHS Ltd, Shashtri Nagar, Andheri (West),
Mumbai – 400 053, Maharashtra, India. Email: debmalya@ckspllp.com / kalpen@ckspllp.com

Sr. No.	Subsidiaries
29	ExtraBox Pte Ltd, Singapore (upto 31/03/2023)
30	Aurionpro Solutions PTY Ltd., Australia (upto 31/03/2023)
31	Aurionpro transit technologies solutions limited (formerly known as SC soft Information Technology Consultancy Co. Ltd., Turkey) (w.e.f. 18/04/2023)
	Joint ventures
32	Intellvisions Software LLC., UAE
33	Aurionpro Middle East for Information Technology Company (Aurionpro MENA), Saudi Arabia (w.e.f. 16/01/2023)



Aurionpro Solutions Limited

Interim Condensed Consolidated Balance Sheet

	Note	As at Dec 31, 2023 (Unaudited)	As at Dec 31, 2022 (Unaudited)	As at March 31, 2023 (Audited)	
(₹ in lakhs)					
ASSETS					
Non-Current Assets					
(a)	Property, Plant and Equipment	3	8,255.50	8,146.26	8,515.96
(b)	Capital Work-in-Progress	3	776.80	57.23	326.11
(c)	Right-of-Use Assets	3	1,217.91	515.76	1,297.97
(d)	Goodwill	4	28,466.93	8,464.72	8,498.09
(e)	Other Intangible Assets	4	3,250.39	1,465.68	2,962.60
(f)	Intangible Assets under Developments	4	1,576.98	802.56	297.87
(g)	Financial Assets				
	(i) Investments	5	18.42	3,591.32	3,591.54
	(ii) Other Financials Assets	6	660.95	867.64	945.43
(h)	Income Tax Assets (net)		681.60	294.76	596.76
(i)	Deferred Tax Assets (net)	7	639.42	804.00	853.23
(j)	Other Non Current Assets	8	1,343.66	765.13	1,299.80
			46,888.56	25,775.06	29,185.36
Current Assets					
(a)	Inventories	9	2,230.62	3,362.13	2,797.52
(b)	Financial Assets				
	(i) Trade Receivables	10	25,576.50	21,702.04	19,939.50
	(ii) Cash and Cash Equivalents	11	3,144.44	1,656.24	2,402.12
	(iii) Bank Balance other than (ii) above	12	2,355.72	1,875.57	1,879.31
	(iv) Other Financial Assets	13	16,462.69	10,870.00	11,140.82
(c)	Other current assets	14	12,999.37	19,218.17	17,803.08
			62,769.34	58,684.15	55,962.35
TOTAL			1,09,657.90	84,459.21	85,147.71
EQUITY AND LIABILITIES					
Equity					
(a)	Equity Share Capital	15	2,381.52	2,280.02	2,280.02
(b)	Other Equity	16	66,331.27	45,803.11	47,492.40
	Equity attributable to Equity Shareholders		68,712.79	48,083.13	49,772.42
	Non Controlling Interest	17	1,826.08	1,024.27	1,732.71
	Total Equity		70,538.87	49,107.40	51,505.13
Liabilities					
Non-Current Liabilities					
(a)	Financial Liabilities				
	(i) Borrowings	18	1,622.63	3,033.99	2,899.71
	(ii) Lease Liability		668.46	316.04	812.04
	(iii) Other financial liabilities	19	2,000.00	-	-
(b)	Other Non Current Liabilities	20	593.57	885.28	702.95
(c)	Provisions	21	577.93	486.36	450.91
			5,462.59	4,721.67	4,865.61
Current Liabilities					
(a)	Financial Liabilities				
	(i) Borrowings	22	9,129.43	6,609.14	4,564.01
	(ii) Lease Liability		618.21	266.14	554.99
	(iii) Trade Payables	23			
	Total Outstanding dues of Micro enterprises and Small Enterprises		1,992.23	2,621.89	3,383.81
	Total outstanding dues of creditors other than micro enterprises and small enterprise		8,354.71	11,591.37	8,572.78
	(iv) Other Financial Liabilities	24	7,597.51	3,283.51	4,692.23
(b)	Other Current Liabilities	25	4,474.48	5,063.60	5,419.58
(c)	Provisions	26	1,063.99	784.26	767.87
(d)	Current Tax Liabilities (net)	27	425.88	410.23	821.70
			33,656.44	30,630.14	28,776.97
TOTAL			1,09,657.90	84,459.21	85,147.71
Significant accounting policies	1-2				
The accompanying notes are an integral part of the Interim Condensed consolidated financial statements.	3- 42				

As per our attached report of even date
FOR C K S P AND CO LLP
Chartered Accountants
Firm Registration No. 131228W/W100044

Debmalya Majitha
Partner
Membership No 053897



Place : Navi Mumbai
Date : 03 April, 2024

For and on behalf of the Board of Directors of Aurionpro Solutions Limited
CIN- L99999MH1997PLC111637

Paresh Zaveri
Chairman & Managing Director
DIN : 01240552
Place : Singapore
Date : 03 April, 2024

Ninad Kerkar
Company Secretary
Place : Navi Mumbai
Date : 03 April, 2024



Amit Sheth
Co- Chairman & Director
DIN : 00122623
Place : Navi Mumbai
Date : 03 April, 2024

Vipul Parmar
Chief Financial Officer
Place : Navi Mumbai
Date : 03 April, 2024

Aurionpro Solutions Limited

Interim Condensed Consolidated Statement of Profit and Loss

	Note	For the 9 months ended Dec 31, 2023 (Unaudited)	For the 9 months ended Dec 31, 2022 (Unaudited)	(₹ in lakhs) For the Year ended March 31, 2023 (Audited)
1 Income				
(a) Revenue from Operations	28	64,060.08	46,867.36	65,933.16
(b) Other Income	29	764.85	135.65	433.19
(c) Total Income ((a)+(b))		64,824.93	47,003.01	66,366.35
2 Expenses				
(a) Operating Expenses	30	21,348.20	18,324.26	25,490.11
(b) Change in Inventories of Raw Material, Finished Goods and Stock-in-Trade	31	566.90	(970.73)	(697.06)
(c) Employee Benefits Expense	32	23,839.00	15,840.37	21,953.81
(d) Finance Costs	33	953.80	693.06	1,077.06
(e) Depreciation and Amortisation Expenses	34	1,505.75	1,151.31	1,585.00
(f) Other Expenses	35	4,222.14	3,212.49	4,681.75
(g) Total Expenses ((a) to (f))		52,435.79	38,250.76	54,090.67
3 Profit before Share of Profit of Associates, Exceptional Items and Tax (1(c)-2(g))		12,389.14	8,752.25	12,275.68
4 Share of Profit/ (Loss) of Associates		-	(43.48)	(43.48)
5 Profit before Exceptional Items and Tax		12,389.14	8,708.77	12,232.20
6 Exceptional Items		-	-	-
7 Profit before Tax (5-6)		12,389.14	8,708.77	12,232.20
8 Tax Expense:				
(a) Current Tax		1,834.87	1,134.16	2,269.66
(b) Deferred Tax Charge/ (Credit)		207.93	46.28	(226.03)
Total Tax Expenses (a+b)		2,042.80	1,180.44	2,043.63
9 Profit after Tax (7-8)		10,346.34	7,528.33	10,188.57
10 Other Comprehensive Income / (Loss) Items that will / will not be reclassified subsequently to profit and loss				
Re-measurement losses on defined benefit plans (net of tax)		(51.73)	(69.59)	(82.85)
Exchange difference on translation of financial statements of foreign subsidiaries / joint venture		58.13	159.41	268.25
11 Other Comprehensive Income		6.40	89.82	185.40
12 Total Comprehensive Income (9+11)		10,352.74	7,618.15	10,373.97
13 Profit for the year attributable to :				
(a) Equity holders of the company		10,249.47	7,224.45	9,732.93
(b) Non Controlling Interest		96.87	303.88	455.64
14 Total Comprehensive Income attributable to :				
(a) Equity holders of the company		10,253.22	7,315.39	9,910.04
(b) Non Controlling Interest		99.52	302.76	463.93
15 Earnings per equity share	38			
- Basic (in ₹)		44.31	31.69	42.69
- Diluted (in ₹)		42.71	31.69	42.69

The accompanying notes 3 to 42 are an integral part of the Interim Condensed consolidated financial statements.

As per our attached report of even date
FOR C K S P AND CO LLP
Chartered Accountants
Firm Registration No. 131228W/W100044

Debmalya Maifra
Partner
Membership No 053897



Place : Navi Mumbai
Date : 03 April, 2024

For and on behalf of the Board of Directors of Aurionpro Solutions Limited
CIN- L99999MH1997PLC111637

Paresh Zaveri
Chairman & Managing Director
DIN : 01240552
Place : Singapore
Date : 03 April, 2024

Ninad Kerkar
Company Secretary
Place : Navi Mumbai
Date : 03 April, 2024



Amit Sheth
Co-Chairman & Director
DIN : 00122623
Place : Navi Mumbai
Date : 03 April, 2024

Vipul Parmar
Chief Financial Officer
Place : Navi Mumbai
Date : 03 April, 2024

Aurionpro Solutions Limited

Interim Condensed Consolidated Statement of Changes in Equity

(₹ in lakhs)

Particulars	Attributable to the equity holders of the parent								Total	
	Reserves and Surplus				Foreign Currency Translation Reserve	Other Comprehensive Income	Restructuring Reserve			
	Capital Reserve	Employee Stock Option Outstanding	Securities Premium	Capital Redemption Reserve						Statutory Reserve
Balance as at April 1, 2022	466.77	-	27,131.24	83.61	30.84	31,685.09	1,251.12	(1,049.82)	(22,192.00)	37,406.85
Surplus of Statement of Profit and Loss	-	-	-	-	-	7,224.45	-	-	-	7,224.45
Other comprehensive income/ (loss) for the period (net of tax)	-	-	-	-	-	-	-	89.82	-	89.82
Total comprehensive income for the period	-	-	-	-	-	7,224.45	-	89.82	-	7,314.27
Additions/ (Deduction) during the period	(14.65)	-	-	-	2.92	(570.00)	1,663.71	-	-	1,081.99
Balance as at December 31, 2022	452.12	-	27,131.24	83.61	33.76	38,339.54	2,914.83	(960.00)	(22,192.00)	45,803.11
Surplus of Statement of Profit and Loss	-	-	-	-	-	2,508.48	-	-	-	2,508.48
Other comprehensive income/ (loss) for the period (net of tax)	-	-	-	-	-	-	-	95.58	-	95.58
Total comprehensive income for the period	-	-	-	-	-	2,508.48	-	95.58	-	2,604.06
Additions/ (Deduction) during the period	11.91	-	-	-	(0.21)	-	(926.46)	-	-	(914.76)
Balance as at March 31, 2023	464.03	-	27,131.24	83.61	33.55	40,848.02	1,988.37	(864.42)	(22,192.00)	47,492.40

The accompanying notes 3 to 42 are an integral part of the Interim Condensed consolidated financial statements.

As per our attached report of even date

FOR C K S P AND CO LLP

Chartered Accountants

Firm Registration No. 131228W/W100044

Debmalya Maitya
Partner

Membership No 053897



For and on behalf of the Board of Directors of Aurionpro Solutions Limited

CIN- L99999MH1997PLC111637

Parash Zaveri
Chairman & Managing Director
DIN : 01240552
Place : Singapore
Date : 03 April, 2024

NPS
Ninad Kelkar
Company Secretary
Place : Navi Mumbai
Date : 03 April, 2024



Amit Sheth
Amit Sheth
Co-Chairman & Director
DIN : 00122623
Place : Navi Mumbai
Date : 03 April, 2024

Vipul Patil
Vipul Patil
Chief Financial Officer
Place : Navi Mumbai
Date : 03 April, 2024

Place : Navi Mumbai

Date : 03 April, 2024

Aurionpro Solutions Limited

Interim Condensed Consolidated Statement of Cash Flow

	(₹ in lakhs)		
	For the 9 months ended Dec 31, 2023 (Unaudited)	For the 9 months ended Dec 31, 2022 (Unaudited)	For the year ended March 31, 2023 (Audited)
A Cash Flow from Operating Activities			
Net Profit Before Tax	12,389.14	8,708.77	12,232.20
Adjustments :			
Depreciation and Amortisation Expense	1,505.75	1,151.31	1,585.00
Interest Income	(199.92)	(60.15)	(292.09)
Interest Expenses	721.82	534.93	820.58
Bad debts	29.64	59.01	462.50
Provision for doubtful debts	53.31	56.74	(160.03)
Stock based compensation cost	719.28	-	-
Profit on sale of Property, Plant and Equipment (PPE)	(25.65)	-	-
Foreign exchange differences (Gain)/ Loss (net)	(480.60)	430.28	651.62
Operating Profit before working capital changes	14,712.77	10,880.89	15,299.78
Movements in Working Capital			
Decrease/ (Increase) in Inventories	566.90	(659.56)	(697.06)
Decrease/ (Increase) in Trade Receivables and Other Assets	(4,470.47)	(17,795.13)	(15,218.29)
Increase/ (Decrease) in Trade Payables, Other Liabilities	(2,732.13)	7,663.69	6,770.04
	(6,635.70)	(10,791.00)	(9,145.31)
Cash Generated from Operations	8,077.07	89.89	6,154.47
Income taxes paid (net of refunds)	(2,309.62)	(426.24)	(2,065.92)
Net cash Generated/(used in) from Operating Activities (A)	5,767.45	(336.35)	4,088.55
B Cash flow from Investing Activities			
Sale/ (Purchase) of PPE and Other Intangible Assets (net)	(2,378.85)	(2,542.81)	(4,593.32)
Purchases of Business	(17,468.59)	-	-
Sale/ (Purchase) of Investment (net)	3,582.15	(1,505.20)	(1,166.57)
Interest received	164.71	45.50	281.88
Investments in Fixed deposits with Banks	(191.16)	(58.27)	(91.11)
Net cash used in Investing Activities (B)	(16,291.74)	(4,060.78)	(5,569.12)
C Cash flow from Financing Activities			
Proceeds/ (Repayment) Long-Term Borrowings (net)	(1,516.78)	105.56	59.34
Proceeds from Short-Term Borrowings (net)	4,805.11	3,486.76	1,674.73
Dividend paid	(602.50)	(570.00)	(570.00)
Proceeds from issue of Equity Shares	9,727.51	-	-
Repayment of Lease Liabilities	(502.33)	(448.62)	(608.71)
Interest paid	(644.40)	(564.45)	(716.79)
Net cash Generated/ (used in) from Financing Activities (C)	11,266.61	2,009.25	(161.43)
Net Increase/ (Decrease) In Cash and Cash Equivalents (A+B+C)	742.32	(2,387.88)	(1,642.00)
Cash and Cash Equivalents at beginning of Period/ year	2,402.12	4,044.12	4,044.12
Cash and Cash Equivalents at end of Period/ year	3,144.44	1,656.24	2,402.12

The accompanying notes 3 to 42 are an integral part of the Interim Condensed consolidated financial statements.

Notes:

- Cash and Cash Equivalents includes cash and bank balances including Fixed Deposits with original maturity less than 3 months.
- Statement of cash flows has been prepared under the indirect method as set out in the Ind AS 7 "Statement of Cash Flows" as specified in the Companies (Indian Accounting Standards) Rules, 2015.

As per our attached report of even date
FOR C K S P AND CO LLP
Chartered Accountants
Firm Registration No. 131228W/W100044

Debmalya Maitra
Debmalya Maitra
Partner
Membership No 053897



Place : Navi Mumbai
Date : 03 April, 2024

For and on behalf of the Board of Directors of Aurionpro Solutions Limited
CIN- L99999MH1997PLC111637

Paresh Zaveri
Paresh Zaveri
Chairman & Managing Director
DIN : 01240552
Place : Singapore
Date : 03 April, 2024



Ninad Kelkar
Ninad Kelkar
Company Secretary
Place : Navi Mumbai
Date : 03 April, 2024

Amit Sheth
Amit Sheth
Co- Chairman & Director
DIN : 00122623
Place : Navi Mumbai
Date : 03 April, 2024

Vipul Parmar
Vipul Parmar
Chief Financial Officer
Place : Navi Mumbai
Date : 03 April, 2024

Aurionpro Solutions Limited

Notes to the interim condensed consolidated financial statements

General Information and Significant Accounting Policies

1. Company overview

Aurionpro Solutions Limited (‘hereinafter referred to as “the Company” or “the Parent Company”) and its subsidiaries and Joint ventures (hereinafter collectively referred to as “the Group”) is a public limited company incorporated and domiciled in India and has its registered office at Synergia IT Park, Plot No-R-270, T.T.C., Industrial Estate, Near Rabale Police Station, Rabale, Navi Mumbai-400701 Maharashtra, India. The Company’s equity shares are listed on the National Stock Exchange Limited and BSE Limited in India.

The Group leverage industry leading IP (Intellectual Property) to deliver tangible business results for global corporations. The Group’s cutting-edge industry leading IP and products are designed to solve challenges for clients in areas of Transaction Banking Platform, Customer Experience (ACE Platform), Smart city and Smart Transportation experience.

The Group cater end-to-end transaction banking solutions through ‘iCashpro+’ and the next generation transaction banking platform that reflects our deep insight and knowledge gained over a decade of working with some of the marquee customers across region, lending platform ‘SmartLender’ continues to be the platform of choice across leading banks and facilitated their credit approval process through a completely automated mode and Customer Experience (ACE Platform), an integrated design platform which deliver automation and Self-service technologies to handle customer targeted needs in Banking and Financial services.

The Group has been also on the forefront of India’s smart cities and mobility initiatives. The Group have successfully created Digital Urban Infrastructures that can help citizens realize their aspirations using a combination of disruptive technologies backed by a strong service network.

2. Summary of Significant accounting policies

2.1 Basis of preparation & presentation

These interim condensed consolidated financial statements of the group, which comprise the interim condensed consolidated balance sheet as at 31st December, 2023, interim condensed consolidated statement of profit and loss, interim condensed consolidated statement of changes in equity and interim condensed consolidated cash flow statement for the period then ended and others selected explanatory notes has been prepared in accordance recognition and measurement principles laid down in Indian Accounting Standard 34 ‘Interim Financial Reporting’ (Ind AS 34) prescribed under section 133 of the Companies Act, 2013 read with Companies (Indian Accounting Standard) Rules, 2015, as amended from time to time. These unaudited interim condensed consolidated financial statements have been prepared in connection with raising of funds in accordance with provisions of the Securities and Exchange Board of India (SEBI) (Issue of Capital and Disclosure Requirements) Regulations, 2018 (The “Regulations”).

These Interim Condensed Consolidated financial statements have been prepared and presented under historical cost basis, except for certain financial instruments which are measured at fair values or at amortised cost at the end of each reporting period, as explained in the accounting policies below.

Historical cost is generally based on the fair value of the consideration given in exchange for goods and services.

Fair value is the price that would be received to sell an asset or paid to transfer a liability in an orderly transaction between the market participants at the measurement date.

All assets and liabilities have been classified as current or non-current as per the Group’s normal operating cycle and other criteria as set out under Ind AS and in the Schedule III to the Act. Based on the nature of the services and their realisation in Cash and Cash Equivalents, the Group has ascertained its operating cycle as twelve months for the purpose of current or non-current classification of assets and liabilities.

The accounting policy adopted in the preparation of these unaudited interim condensed consolidated financial statements are consistent with those followed in the preparation of the annual audited consolidated financial statements for the year ended 31st March, 2023 except where a newly issued accounting standard is initially adopted or a revision to an existing accounting standard requires a change in the accounting policy hitherto in use.

The interim condensed consolidated financial statements do not include all the information and disclosures required in the annual consolidated financial statements and should be read in conjunction with the company’s annual consolidated financial statements as at March 31st, 2023.

The interim condensed consolidated financial statements are presented in Indian Rupees (Rs.), which is also its functional currency. All amounts have been rounded off to the nearest lakhs unless otherwise indicated. Per share data are presented in Indian Rupees.



Aurionpro Solutions Limited

Notes to the interim consolidated condensed financial statements

2.2 Principles of Consolidation

The interim condensed consolidated Financial Statements relate to the Group. The Group controls an entity when it has power over the entity, it is exposed to or has rights to variable returns from its involvement with the entity and has the ability to affect those returns through its power over the entity. Associates are those entities in which the Group has significant influence, but not control or joint control, over the financial and operating policies. A joint venture is an arrangement in which the Group has joint control, whereby the Group has rights to the net assets of the arrangement, rather than rights to its assets and obligations for its liabilities. Interest in associates and the joint venture are accounted for using the equity method. The interim condensed consolidated financial statements of entities are included in the interim condensed consolidated financial statements from the date on which control commences and until the date on which control ceases. The interim condensed consolidated Financial Statements have been prepared on the following bases.

- (a) The interim condensed consolidated financial statements of the parent Company and its subsidiaries are consolidated by combining like items of assets, liabilities, incomes and expenses and cash flows after fully eliminating intra group balances and intra group transactions resulting in unrealized profit or loss in accordance with the Indian Accounting Standard ("Ind AS") 110 "Consolidated Financial Statements" as referred to in the Indian Accounting Standards Rules, 2015 and as amended from time to time.
- (b) Investments in subsidiaries are eliminated and differences between the costs of investment over the net assets on the date of investment or on the date of the financial statements immediately preceding the date of investment in subsidiaries are recognised as Goodwill or Capital Reserve, as the case may be. Investment in associates and joint ventures are initially recognised at cost, which includes transaction costs. Subsequent to initial recognition, the interim condensed consolidated Financial Statements include the Group's share of profit or loss and other comprehensive income (OCI) of equity accounted investees, until the date on which significant influence or joint control ceases. When the Group's share of loss in an equity accounted investment equals or exceeds its interest in the entity, the Group does not recognise further losses, unless it has incurred obligations or made payments on behalf of the other entity.
- (c) Changes in ownership interests for transactions with non-controlling interests that do not result in loss of control are treated as the transactions with the equity owners of the Group. For purchases from non-controlling interests, the difference between fair value of any consideration paid and the relevant share acquired of the carrying value of net assets of the subsidiary is recorded in equity. Gains or losses on disposals to non-controlling interests are also recorded in equity.

When the Group ceases to consolidate or equity account for an investment because of loss of control, joint control or significant influence, any retained interest in the entity is remeasured to its fair value with the change in carrying amount recognised in profit or loss. This fair value becomes initial carrying amount for the purpose of subsequent accounting for the retained interest as an associate, joint venture or financial asset.

- (d) Share of Non-Controlling Interest in net profit or loss of consolidated subsidiaries for the year is identified and adjusted against income of the Group in order to arrive at the net income attributable to the Equity Shareholders of the Company.
- (e) Non-controlling interest represents that part of the total comprehensive income and net assets of subsidiaries attributable to interests which are not owned, directly or indirectly, by the Parent Company.
- (f) Share of Non-Controlling Interest in net assets of consolidated subsidiaries is identified and presented in the consolidated statement of profit or loss, consolidated statement of changes in equity and consolidated balance sheet respectively as a separate item from liabilities and the Shareholders' Equity.
- (g) The interim condensed Consolidated Financial Statements are prepared using uniform Accounting Policies for like transactions and other events in similar circumstances and are presented in the same manner as far as possible, as the interim condensed standalone financial statements of the Company.

2.3 Key Accounting Estimate and Judgements

The preparation of interim condensed consolidated financial statements requires management to make judgments, estimates and assumptions in the application of accounting policies that affect the reported balances of assets and liabilities, disclosures relating to contingent liabilities as at date of Interim Condensed consolidated financial statements and reported consolidated statement of income and expense for the period presented. Management believes that the estimates used in the preparation of the Interim Condensed consolidated financial statements are prudent and reasonable. Estimates and underlying assumptions are reviewed on an ongoing basis. Revisions to accounting estimates are recognised prospectively.



Aurionpro Solutions Limited

Notes to the interim condensed consolidated financial statements

The areas involving critical estimates or judgements pertaining to in the respect of percentage of completion of contracts and recognition of probable loss, useful lives of property, plant and equipment, provision for income tax and valuation of deferred tax assets, fair value measurements and other provisions and contingent liabilities. Estimates and judgements are continually evaluated. They are based on historical experience and other factors, including expectations of future events that may have a financial impact on the Group and that are believed to be reasonable under the circumstances.

Percentage of completion of contracts

The Group uses the percentage of completion method using the input (cost expended) method to measure progress towards completion in respect of fixed-price contracts. Percentage of completion method relies on estimates of total expected contract revenue and costs. This method is followed where reasonable dependable estimate of the revenue and costs applicable to various elements of the contract can be made. Key factors reviewed to estimate the future costs to complete include estimates of future manpower costs and productivity efficiency. These estimates are assessed continually during the term of the contracts and the recognised revenue and profit are subject to revision as the contract progresses to completion. When estimates indicate that a loss will be incurred, the loss is provided for in the period in which the loss becomes probable. (The policy for the same has been explained under Note 2.4)

Useful lives of property, plant and equipment

The Group reviews the useful life and residual value of property, plant and equipment at the end of each reporting period. This reassessment may result in change in depreciation expense in future periods.

Income Taxes: The Group provides for tax considering the applicable tax regulations and based on probable estimates. The recognition of deferred tax assets is based on estimates of sufficient taxable profits in the Group against which such assets can be utilized

Provisions and contingent liabilities: Provision is recognised when the Group has a present obligation as a result of past event and it is probable that an outflow of resources will be required to settle the obligation, in respect of which a reliable estimate can be made. Provisions and contingent liabilities are reviewed at each balance sheet date and adjusted to reflect the current best estimates.

Fair Value Measurements: When the fair value of the financial assets or financial liabilities recorded or disclosed in the Interim Condensed Consolidated Financial Statements cannot be measured at quoted price in the active markets, their fair value is measured using the valuation techniques. The input to these valuation techniques are taken from observable markets, wherever possible, but where these is not feasible, a degree of judgment is required in establishing fair values.

2.4 Revenue recognition

Revenue from software development and consulting services is recognized either on time and material basis or fixed price basis, as the case may be. Revenue on time and material and job contracts is recognized as and when the related services are performed (units delivered, efforts expended, number of transactions processed etc.) and revenue from the end of last invoicing to reporting date is recognized as unbilled revenue. Invoicing in excess of revenues are recognized as unearned revenues. Revenue on fixed price contracts is recognized where performance obligations are satisfied over time and there is no uncertainty as to measurement or collectability of consideration on the percentage of completion method. Efforts and costs expended have been used to measure progress towards completion since there is direct relationship between input and productivity. Revenue recognised for any fee or commission to which it expects to be entitled in exchange for arranging for the other party to provide its goods or services.

Revenue from sale of licenses / hardware, where the customer obtains a "right to use" the licenses / hardware is recognized at the point in time when the related license / hardware is made available to the customer. Revenue from licenses / hardware where the customer obtains a "right to access" is recognized over the access period

Arrangements to deliver software products generally have three elements: license, implementation and annual maintenance. In accordance with the principles of Ind AS 115, when implementation services are provided in conjunction with the licensing arrangement, the license and implementation have been identified as two separate performance obligations. The transaction price for such contracts are allocated to each performance obligations based on their respective selling prices. Maintenance revenue in respect of software products and other products/ equipment is recognised on pro rata basis over the period of the underlying maintenance agreement. Revenue is net of discounts/ price incentives which are estimated and accounted based on the terms of the contracts and excludes applicable indirect taxes.

Revenue from leasing income is recognised on pro-rata basis over the period of the contract.

Unearned and deferred revenue represents contractual billings/money received in excess of revenue recognised as per the terms of the contract.

Dividend income is recognised when the Group's right to receive payment is established.

Interest income is recognised on a time proportion basis using effective interest rate method.



Aurionpro Solutions Limited

Notes to the interim consolidated condensed financial statements

2.5. Property, Plant and Equipment

Property plant and equipment (PPE) are stated at cost less accumulated depreciation and impairment losses if any. Cost includes expenditure directly attributable to the acquisition of the asset and cost incurred for bringing the asset to its present location and condition for its intended use.

Property, plant and equipment which are not ready for intended use as on the date of Balance Sheet are disclosed as "Capital work-in-progress" and are stated at cost.

Depreciation is provided on a pro-rata basis on the straight line method based on estimated useful life prescribed under Schedule II to the Companies Act, 2013 with the exception of the following:

- i. Computers is depreciated in 6 years and certain assets of Plant and machinery and Computers used for the projects is depreciated over its project useful life.
- ii. Leasehold improvements are amortized over the period of lease term or useful life, whichever is lower.
- iii. Assets given on lease are depreciated over the shorter of lease term or their useful lives.
- iv. Individual assets costing up to Rupees five thousand are depreciated in full in the period of purchase.

The residual values, useful lives and method of depreciation of PPE is reviewed at each financial year end and adjusted prospectively.

2.6. Intangible assets

Separately purchased intangible assets are initially measured at cost. Intangible assets acquired in a business combination are recognised at fair value at the acquisition date. Subsequently, intangible assets are carried at cost less any accumulated amortisation and accumulated impairment losses, if any. The useful lives of intangible assets are assessed as either finite or indefinite. The assessment of indefinite life is reviewed annually to determine whether the indefinite life continues, if not, it is impaired or changed prospectively basis revised estimates.

Finite-life intangible assets are amortised on a straight line basis over the period of their expected useful lives. The amortisation period and the amortisation method for finite-life intangible assets is reviewed at each financial year end and adjusted prospectively, if appropriate. The estimated useful lives of the Computer Software in the range between 5 to 10 years.

Expenditure on development cost eligible for capitalisation are carried as intangible assets under development where such assets are not yet ready for their intended use.

Goodwill is initially recognised based on the accounting policy for business combinations. These assets are not amortised but are tested for impairment annually.

2.7 Leases

The Group as a lessee

The Group's lease asset classes primarily consist of leases for Buildings and Lease hold improvement. The Group assesses whether a contract is or contains a lease, at inception of a contract. A contract is, or contains, a lease if the contract conveys the right to control the use of an identified asset for a period of time in exchange for consideration. To assess whether a contract conveys the right to control the use of an identified asset, the Group assesses whether:

- (i) the contract involves the use of an identified asset
- (ii) the Group has the right to obtain substantially all of the economic benefits from use of the asset through the period of the lease and
- (iii) the Group has the right to direct the use of the asset.
- (iv) the Group has the right to operate the asset; or
- (v) the Group designed the assets in a way that predetermined how and for what purpose it will be used

At the date of commencement of the lease, the Group recognises a right-of-use asset ("ROU") and a corresponding lease liability for all lease arrangements in which it is a lessee, except for leases with a term of twelve months or less (short-term leases) and leases of low value assets. For these short-term and leases of low value assets, the Group recognises the lease payments as an operating expense on a straight-line basis over the term of the lease.



Aurionpro Solutions Limited

Notes to the interim condensed consolidated financial statements

The right-of-use assets are initially recognised at cost, which comprises the initial amount of the lease liability adjusted for any lease payments made at or prior to the commencement date of the lease plus any initial direct costs incurred and an estimate of costs to dismantle and remove the underlying asset or to restore the underlying asset or the site on which it is located less any lease incentives received. They are subsequently measured at cost less accumulated depreciation and impairment losses, if any. Right-of-use assets are depreciated from the commencement date on a straight-line basis over the shorter of the lease term and useful life of the underlying asset.

The lease liability is initially measured at the present value of the future lease payments. The lease payments are discounted using the interest rate implicit in the lease or, if not readily determinable, using the incremental borrowing rates. The lease liability is subsequently remeasured by increasing the carrying amount to reflect interest on the lease liability, reducing the carrying amount to reflect the lease payments made.

A lease liability is remeasured upon the occurrence of certain events such as a change in the lease term or a change in an index or rate used to determine lease payments. The remeasurement normally also adjusts the leased assets.

Lease liability and ROU asset have been separately presented in the Balance Sheet and lease payments have been classified as financing cash flows.

The Group as a lessor

Leases under which the Group is a lessor are classified as finance or operating leases. Lease contracts where all the risks and rewards are substantially transferred to the lessee, the lease contracts are classified as finance leases. All other leases are classified as operating leases.

For leases under which the Group is an intermediate lessor, the Group accounts for the head-lease and the sub-lease as two separate contracts. The sub-lease is further classified either as a finance lease or an operating lease by reference to the RoU asset arising from the head-lease.

2.08 Business Combinations

The Group accounts for its business combinations under the acquisition method of accounting using fair valuation of the net asset taken over as per Ind AS 103, Business Combination. Intangible assets acquired in a business combination are recognized and reported separately from goodwill

Goodwill arising on consolidation of acquisitions represents the excess of (a) consideration paid for acquiring control and (b) acquisition date fair value of previously held ownership interest, if any, in a subsidiary over the Group's share in the fair value of the net assets (including identifiable intangibles) of the subsidiary as on the date of acquisition of control. Where the fair value of the identifiable assets and liabilities exceed the cost of acquisition, the excess is recognised as Capital Reserve.

2.09. Inventories

Inventories include traded goods and are valued at lower of cost or net realisable value. Cost of inventories comprises all costs of purchase and other costs incurred in bringing the inventory to their present location and condition. Cost is determined on the first-in, first-out (FIFO) basis.


Cost of finished goods and work-in-progress include all costs of purchases, conversion costs and other costs incurred in bringing the inventories to their present location and condition. The net realisable value of finished goods is the estimated selling price in the ordinary course of business less the estimated costs of completion and estimated costs necessary to make the sale.

2.10. Income Taxes

Income tax expense for the year comprises of current tax and deferred tax. Income Tax is recognised in Statement of Profit and Loss, except to the extent that it relates to items recognised in the comprehensive income or in equity. In which case, the tax is also recognised in other comprehensive income or equity. Foreign subsidiaries recognize current tax/ deferred tax liabilities and assets in accordance with the applicable local laws.

Current tax is the expected tax payable/receivable on the taxable income/ loss for the year using applicable tax rates at the Balance Sheet date, and any adjustment to taxes in respect of previous years. Management periodically evaluates positions taken in tax return with respect to situations in which applicable tax regulations are subject to interpretation and establishes provisions where appropriate.

The Group offsets current tax assets and current tax liabilities, where it has a legally enforceable right to set off the recognized amounts and where it intends either to settle on a net basis, or to realize the asset and settle the liability simultaneously.



Aurionpro Solutions Limited

Notes to the interim consolidated condensed financial statements

Deferred tax is recognised in respect of temporary differences between the carrying amount of assets and liabilities for financial reporting purposes and the corresponding tax base used for computation of taxable Income.

A deferred tax liability/assets is recognised based on the expected manner of realisation or settlement of the carrying amount of assets and liabilities, using tax rates enacted, or substantively enacted, by the end of the reporting period. Deferred tax assets are recognised only to the extent that it is probable that future taxable profits will be available against which the asset can be utilised. Deferred tax assets are reviewed at each reporting date and reduced to the extent that it is no longer probable that the related tax benefit will be realised.

Deferred tax relating to items recognised outside profit or loss is recognised outside profit or loss (either in OCI or in equity).

Current tax assets and current tax liabilities are offset when there is a legally enforceable right to set off the recognised amounts and there is an intention to settle the asset and the liability on a net basis. Deferred tax assets and deferred tax liabilities are offset when there is a legally enforceable right to set off current tax assets against current tax liabilities; and the deferred tax assets and the deferred tax liabilities relate to income taxes levied by the same taxation authority.

Tax on income for the current period is determined on the basis of taxable income and tax credits computed in accordance with the provisions of the Income Tax Act, 1961 and based on the expected outcome of assessments/appeals.

The Group uses estimates and judgements based on the relevant rulings in the areas of allowances and disallowances which are exercised while determining the provision for income tax.

2.11. Borrowing Costs:

Borrowing costs directly attributable to the acquisition, construction or production of an asset that necessarily takes a substantial period of time to get ready for its intended use or sale are capitalised as part of the cost of the asset. All other borrowing costs are expensed in the period in which they occur. Borrowing costs consist of interest and other costs that an entity incurs in connection with the borrowing of funds. Borrowing cost also includes exchange differences to the extent regarded as an adjustment to the borrowing costs.

2.12. Foreign currency transactions

The Group's Interim Condensed consolidated financial statements are presented in INR, which is also the parent company's functional currency. For each entity/foreign operation, the Group determines the functional currency and items included in the Interim Condensed consolidated financial statements of each entity are measured using that functional currency. Functional currency of each entity/foreign operation within the Group has been determined based on the primary economic environment in which that entity/foreign operations operate in, the currency in which funds are generated, spent and retained by that entity


Monetary assets and liabilities denominated in foreign currencies are translated into the functional currency at the exchange rate at the reporting date. Non-monetary assets and liabilities that are measured at fair value in a foreign currency are translated into the functional currency at the exchange rate when the fair value was determined. Nonmonetary items that are measured based on historical cost in a foreign currency are translated at the exchange rate at the date of the transaction

Interim Condensed Consolidated Financial statements of foreign operations whose functional currency is other than Indian Rupees are translated into Indian Rupees as follows:

- a) assets and liabilities for each balance sheet presented are translated at the closing rate at the date of that balance sheet;
- b) income and expenses for each income statement are translated at average exchange rates; and
- c) all resulting exchange differences are recognised in other comprehensive income and accumulated in equity as foreign currency translation reserve for subsequent reclassification to profit or loss on disposal of such foreign operations. The portion of foreign currency translation reserve attributed to non-controlling interest is reflected as part of non-controlling interest.

2.13 Assets Held for Sale

Non-current assets or disposal groups comprising of assets and liabilities are classified as " held for sale " when all the following criteria are met: (i) decision has been made to sell, (ii) the assets are available for immediate sale in its present condition, (iii) the assets are being actively marketed and (iv) sale has been agreed or is expected to be concluded within 12 months of the Balance Sheet date. Subsequently, such non-current assets and disposal groups classified as 'held for sale' are measured at the lower of its carrying value and fair value less costs to sell. Non-current assets held for sale are not depreciated or amortised.



Aurionpro Solutions Limited

Notes to the interim condensed consolidated financial statements

2.14 Discontinued operations

A discontinued operation is a component of the Company's business that represents a separate line of business that has been disposed of or is held for sale, or is a subsidiary acquired exclusively with a view to resale. Classification as a discontinued operation occurs upon the earlier of disposal or when the operation meets the criteria to be classified as held for sale.

2.15. Employee benefits

i. Short-term employee benefits

Employee benefits payable wholly within twelve months of availing employee service are classified as short-term employee benefits. This benefits includes salaries and wages, bonus and ex- gratia and compensated absences. The undiscounted amount of short-term employee benefits to be paid in exchange of employees services are recognised in the period in which the employee renders the related service.

ii. Long term employee benefits

Defined contribution plans

A defined contribution plan is a post-employment benefit plan under which an entity pays specified contributions to a separate entity and has no obligation to pay any further amounts. The Group makes specified monthly contributions towards Provident Fund and Employees State Insurance Corporation ('ESIC'). The Group's contribution is recognised as an expense in the Statement of Profit and Loss during the period in which employee renders the related service.

Defined benefit plans

The Group's gratuity benefit scheme is a defined benefit plan. The Group's net obligation in respect of a defined benefit plan is calculated by estimating the amount of future benefit that employees have earned in return for their service in the current and prior periods; that benefit is discounted to determine its present value, and the fair value of any plan assets is deducted.

The present value of the obligation under such defined benefit plan is determined based on actuarial valuation using the Projected Unit Credit Method, which recognizes each period of service as giving rise to additional unit of employee benefit entitlement and measures each unit separately to build up the final obligation.

The obligation is measured at the present value of the estimated future cash flows. The discount rates used for determining the present value of the obligation under defined benefit plan, are based on the market yields on Government securities as at the Balance Sheet date.

When the calculation results in a benefit to the Group, the recognised asset is limited to the net total of any unrecognised actuarial losses and past service costs and the present value of any future refunds from the plan or reductions in future contributions to the plan.

Actuarial gains and losses are recognized immediately in the Statement of Profit and Loss.

Remeasurement which comprise of actuarial gain and losses, the return of plan assets (excluding interest) and the effect of asset ceiling (if any, excluding interest) are recognised in OCI. Plan Assets of Defined Benefit Plans have been measured at fair value.

2.16. Employee's Stock Options Plan

In respect of stock options granted pursuant to the Group's Employee Stock Option Scheme, fair value of the options as at grant date is treated as discount and accounted as employee compensation cost over the vesting period. Employee compensation cost recognised earlier on grant of options is reversed in the period when the options are surrendered by any employee or lapsed as per the terms of the scheme.

2.17. Share based payments

Equity-settled share based payments to employees and others providing similar services are measured at the fair value of the equity instruments at the grant date. The fair value determined at the grant date of the equity- settled share based payments is expensed on a straight line basis over the vesting period, based on the Company's estimate of equity instruments that will eventually vest, with a corresponding increase in equity. At the end of each reporting period, the Company revises its estimate of the number of equity instruments expected to vest. The impact of the revision of the original estimates, if any, is recognised in Statement of Profit and Loss such that the cumulative expenses reflects the revised estimate, with a corresponding adjustment to the Share Based Payments Reserve.

The dilutive effect of outstanding options is reflected as additional share dilution in the computation of diluted earnings per share.



Aurionpro Solutions Limited

Notes to the interim consolidated condensed financial statements

2.18. Earnings per share (EPS)

In determining Earnings per Share, the Group considers net profit after tax attributable to equity shareholders and includes post tax effect of any exceptional item. Number of shares used in computing basic earnings per share is the weighted average number of the shares outstanding during the period. Dilutive earning per share is computed and disclosed after adjusting effect of all dilutive potential equity shares, if any, except when result will be anti - dilutive. Dilutive potential equity Shares are deemed converted as at the beginning of the period, unless issued at a later date.

2.19. Provisions, contingent liabilities and contingent assets

The Group creates a provision where there is present obligation as a result of a past event that probably requires an outflow of resources and a reliable estimate can be made of the amount of the obligation. A disclosure for a contingent liability is made when there is a possible or a present obligation that may, but probably will not require an outflow of resources. When there is a possible obligation in respect of which the likelihood of outflow of resources is remote, no provision or disclosure is made. Contingent Assets are disclosed only when an inflow of economic benefit is probable.

2.20. Cash and cash equivalents

Cash and cash equivalents comprise cash and deposit with banks and corporations. The Group considers all highly liquid investments with a remaining maturity at the date of purchase of three months or less and that are readily convertible to known amounts of cash to be cash equivalents.

2.21. Financial Instruments:

A financial instrument is any contract that gives rise to a financial asset of one entity and a financial liability or equity instrument of another entity. Financial instruments also include derivative contracts such as foreign exchange forward contracts.

Financial assets and liabilities are recognised when the Group becomes a party to the contractual provisions of the instruments. Financial assets and liabilities are initially measured at fair value. Transaction costs that are directly attributable to the acquisition or issue of financial assets and financial liabilities (other than financial assets and financial liabilities at fair value through profit or loss) are added to or deducted from the fair value measured on initial recognition of financial asset or financial liability. Transaction costs directly attributable to the acquisition of financial assets or financial liabilities at fair value through profit or loss are recognised in profit or loss.

Measurement and Recognition of financial instruments

The Group's accounting policies and disclosures require measurement of fair values for the financial instruments. The Group has an established control framework with respect to measurement of fair values. The management regularly reviews significant unobservable inputs and valuation adjustments. If third party information, such as broker quotes or pricing services, is used to measure fair values, then the management assesses evidence obtained from third parties to support the conclusion that such valuations meet the requirements of Ind AS, including level in the fair value hierarchy in which such valuations should be classified. When measuring the fair value of a financial asset or a financial liability, the Group uses observable market data as far as possible. Fair values are categorised into different levels in a fair value hierarchy based on the inputs used in the valuation techniques as follows.

Level 1: quoted prices (unadjusted) in active markets for identical assets or liabilities.

Level 2: inputs other than quoted prices included in Level 1 that are observable for the asset or liability, either directly (i.e. as prices) or indirectly (i.e. derived from prices).

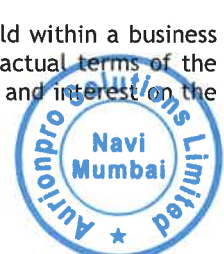
Level 3: inputs for the asset or liability that are not based on observable market data (unobservable inputs).

If inputs used to measure fair value of an asset or a liability fall into different levels of fair value hierarchy, then fair value measurement is categorised in its entirety in the same level of fair value hierarchy as the lowest level input that is significant to the entire measurement. The Group recognises transfers between levels of fair value hierarchy at the end of the reporting period during which the change has occurred.

(A) Financial Assets:

(i) Financial assets at amortised cost

Financial assets are subsequently measured at amortised cost if these financial assets are held within a business whose objective is to hold these assets in order to collect contractual cash flows and contractual terms of the financial asset give rise on specified dates to cash flows that are solely payments of principal and interest on the principal amount outstanding.



Aurionpro Solutions Limited

Notes to the interim condensed consolidated financial statements

(ii) Financial assets at fair value through other comprehensive income (FVTOCI)

A financial asset is measured at FVTOCI if it is held within a business model whose objective is achieved by both collecting contractual cash flows and selling financial assets and the contractual terms of the financial asset give rise on specified dates to cash flows that are solely payments of principal and interest on the principal amount outstanding.

(iii) Financial assets at fair value through profit or loss (FVTPL)

Financial assets are measured at FVTPL unless they are measured at amortised cost or at FVTOCI on initial recognition. The transaction costs directly attributable to the acquisition of financial assets and liabilities at fair value through profit or loss are immediately recognized in the statement of profit and loss.

(iv) Derecognition

The Group derecognises a financial asset when the rights to receive cash flows from the asset have expired or it transfers the right to receive the contractual cash flow on the financial assets in a transaction in which substantially all the risk and rewards of ownership of the financial asset are transferred.

(B) Financial Liabilities

All financial liabilities are recognized at fair value and in case of loans, net of directly attributable cost. Fees of recurring nature are directly recognised in the Statement of Profit and Loss as finance cost. Financial liabilities are carried at amortized cost using the effective interest method. For trade and other payables maturing within one year from the balance sheet date, the carrying amounts approximate fair value due to the short maturity of these instruments.

Derecognition

The Group derecognizes a financial liability (or a part of a financial liability) from the Group's Balance Sheet when the obligation specified in the contract is discharged or cancelled or expires.

(C) Equity instruments

An equity instrument is a contract that evidences residual interest in the assets of the Group after deducting all of its liabilities. The Group is recognised equity instrument at the proceeds received net off direct issue cost.

(D) Offsetting of financial instruments

Financial assets and financial liabilities are offset and the net amount is reported in the Balance Sheet if there is a currently enforceable legal right to offset the recognised amounts and there is an intention to settle on a net basis, to realise the assets and settle the liabilities simultaneously.

2.22 Impairment of assets

(i) Non-financial assets

Non-financial assets are tested annually for impairment or more frequently if events or changes in circumstances indicate that they may be impaired. An asset is treated as impaired when the carrying cost of assets exceeds its recoverable value. An impairment loss is charged to the Statement of Profit and Loss in the year in which an asset is identified as impaired. The impairment loss recognised in prior accounting period is increased/ reversed where there has been change in the estimate of recoverable value. The recoverable value is the higher of the assets' net selling price and value in use.

(ii) Financial assets (other than a fair value)

The Group recognise loss allowances using the expected credit loss (ECL) model for the financial assets which are not fair valued through profit and loss. Loss allowance for the trade receivables with no significant financing component is measured at amount equal to life time ECL. For all other financial assets, ECLs are measured at an amount equal to the 12 month ECL, unless there has been significant increase in credit risk from initial recognition in which case those are measured at lifetime ECL. The amount of ECLs (or reversal) that is required to adjust the loss allowance at reporting date to the amount that is required to be recognised is recognised as an impairment gain or loss in profit and loss.



Note 3. Property, Plant and Equipment, Capital Work in Progress and Right-of-Use Assets

(i) As at December 31, 2023

Particulars	Property, Plant and Equipment							Capital Work in Progress		
	Computers	Furniture and fixtures	Office Equipments	Plant and machinery	Leasehold Improvements	Vehicles	Office Premises		Factory Premises	Total
Gross Carrying value										
Balance as at 1 April 2023	4,619.76	705.53	545.69	6,248.65	759.20	283.71	2,142.81	513.85	15,819.20	326.11
Additions	249.17	170.82	79.26	45.38	39.08	-	-	-	583.70	450.69
Additions on account of acquisition	58.76	-	4.24	-	-	-	-	-	63.00	-
Deductions	-	-	-	-	-	(119.30)	-	-	(119.30)	-
Other adjustments	8.41	0.76	0.53	-	2.42	0.10	-	-	12.22	-
Balance as at 31 December 2023	4,936.10	877.11	629.72	6,294.02	800.70	164.51	2,142.81	513.85	16,358.82	776.80
Accumulated Depreciation										
Balance as at 1 April 2023	3,973.20	551.60	414.35	1,291.43	665.36	152.19	159.53	95.57	7,303.24	-
Depreciation for the period	186.99	23.38	41.99	549.10	39.27	7.14	17.06	10.30	875.22	-
Deductions	-	-	-	-	-	(75.14)	-	-	(75.14)	-
Balance as at 31 December 2023	4,160.19	574.99	456.35	1,840.52	704.63	84.18	176.59	105.87	8,103.32	-
Net Carrying Value as 31 December 2023	775.91	302.12	173.37	4,453.50	96.07	80.32	1,966.22	407.98	8,255.50	-

(ii) As at December 31, 2022

Particulars	Property, Plant and Equipment							Capital Work in Progress		
	Computers	Furniture and fixtures	Office Equipments	Plant and machinery	Leasehold Improvements	Vehicles	Office Premises		Factory Premises	Total
Balance as at 1 April 2022	4,230.97	694.67	433.59	3,330.39	744.87	323.80	2,142.81	361.44	12,262.53	1,281.17
Additions	267.09	3.04	85.54	2,320.47	3.07	-	-	-	2,679.21	-
Additions on account of Acquisition (net)	3.22	3.86	5.77	114.83	-	11.90	-	152.41	291.99	-
Deductions	-	-	-	-	-	-	-	-	-	(1,223.94)
Other adjustments	8.62	4.34	11.55	(13.83)	7.61	16.33	-	-	34.62	-
Balance as at 31 December 2022	4,509.89	705.91	536.45	5,751.86	755.55	352.02	2,142.81	513.85	15,268.34	57.23
Additions	151.41	4.42	19.52	485.09	12.92	-	-	-	673.37	326.11
Additions on account of Acquisition (net)	0.40	5.79	2.96	(0.00)	5.02	0.00	-	0.00	14.17	-
Deductions	(19.45)	(7.04)	(0.58)	(2.13)	(9.37)	(55.13)	-	-	(93.70)	(57.23)
Other adjustments	(22.50)	(3.56)	(12.66)	13.83	(4.92)	(13.19)	-	-	(42.98)	-
Balance as at 31 March 2023	4,619.76	705.53	545.69	6,248.65	759.20	283.71	2,142.81	513.85	15,819.20	326.11



Aurionpro Solutions Limited

Notes to the interim condensed consolidated financial statements

Note 3. Property, Plant and Equipment, Capital Work in Progress and Right-of-Use Assets (Contd.)

Particulars	Property, Plant and Equipment							Total	
	Computers	Furniture and fixtures	Office Equipments	Plant and machinery	Leasehold Improvements	Vehicles	Office Premises		Factory Premises
Accumulated Depreciation:									
Balance as at 1 April 2022	3,832.28	514.62	371.72	795.21	618.19	164.38	136.91	80.34	6,513.66
Depreciation for the period	118.89	30.55	32.15	345.52	37.63	28.77	17.05	11.18	621.75
Deductions				(13.33)					(13.33)
Balance as at 31 December 2022	3,951.17	545.18	403.87	1,127.40	655.82	193.15	153.96	91.52	7,122.08
Depreciation for the period	37.27	12.22	11.14	152.36	18.91	10.04	5.57	4.05	251.57
Deductions	(15.24)	(5.80)	(0.67)	11.67	(9.37)	(51.01)	-	-	(70.41)
Balance as at 31 March 2023	3,973.20	551.60	414.35	1,291.43	665.36	152.19	159.53	95.57	7,303.24
Net Carrying Value as at 31 December 2022	558.73	160.73	132.58	4,624.46	99.73	158.87	1,988.84	422.33	8,146.26
Net Carrying Value as at 31 March 2023	646.56	153.92	131.34	4,957.22	93.84	131.52	1,983.27	418.28	8,515.96

Note : Other adjustments Includes adjustment relating to foreign exchange gain/ (loss) on account of net translation of Gross Carrying Value and Accumulated Amortisation of foreign subsidiaries/ entities and reclassification.

Right-of-use assets

Particulars	As at December 31, 2023		Total
	Leasehold Improvements	Buildings	
Balance as at April 1, 2023	-	1,297.97	1,297.97
Additions	-	362.43	362.43
Deletions/other adjustments	-	-	-
Depreciation for the period	-	(442.50)	(442.50)
Balance as at Dec 31, 2023	-	1,217.91	1,217.91
Particulars	As at December 31, 2022		Total
	Leasehold Improvements	Buildings	
Balance as at April 1, 2022	58.57	347.29	405.86
Additions	-	540.95	540.95
Deletions/other adjustments	-	-	-
Depreciation for the period	(58.57)	(372.48)	(431.05)
Balance as at Dec 31, 2022	0.00	515.76	515.76
Additions	-	893.55	893.55
Deletions/other adjustments	-	(111.34)	(111.34)
Depreciation for the period	-	(111.34)	(111.34)
Balance as at March 31, 2023	-	1,297.97	1,297.97



Aurionpro Solutions Limited

Notes to the interim consolidated condensed financial statements

Note 4. Goodwill, Other Intangible Assets and Intangible Assets under Development

(₹ in lakhs)

(i) Goodwill

Goodwill is recognised on consolidation of financial statements of the subsidiaries as per details given herein:

	As at Dec 31, 2023	As at Dec 31, 2022	As at Mar 31, 2023
Balance at the beginning of the year	8,498.09	6,731.11	6,731.11
On account of Business Purchase [Refer Note (a) and (b)]	19,818.63	-	-
Additions during the period/ year	-	2,311.38	1,072.57
Foreign currency exchange gain / (loss)	150.21	(577.77)	694.41
Closing Balance	28,466.93	8,464.72	8,498.09

Note :

- a) 4(i)(a): The Company has completed the acquisition of Interactive Communication Business (Interact DX) from Trejhara Solutions Limited (Trejhara) at all cash composite consideration of INR 14,000 lakhs equally between India and Singapore Business of Trejhara post obtaining shareholders' approval on 29/09/2023 and execution of the Business Transfer Agreement (BTA) on 30/09/2023. The Company has accounted this transaction as per Ind AS 103 "Business Combination".
- b) 4(i)(b): The Company acquired a business consisting of a comprehensive loan management system ("OmniFin") from AS Software Services Private Limited (AS Software) as per the approval of the Board of Directors at its meeting held on 11/10/2023 and execution of the Business Transfer Agreement (BTA) on 11/10/2023 in an all cash consideration of INR 8,187.50 Lakhs. The Company has accounted this transaction as per Ind AS 103 "Business Combination".

(ii) Other Intangible Assets and Intangible Assets under Development

(a) As at December 31, 2023

(₹ in lakhs)

Particulars	Software	Goodwill	Total	Intangible Assets under Development
Gross Carrying value				
Balance as at 1 April 2023	11,339.45	55.65	11,395.10	297.87
Additions	475.83	-	475.83	1,279.11
Deductions	-	-	-	-
Other adjustments	-	-	-	-
Balance as at 31 December 2023	11,815.28	55.65	11,870.93	1,576.98
Accumulated Amortisation				
Balance as at 1 April 2023	8,376.85	55.65	8,432.50	
Amortisation for the period	188.04	-	188.04	
Deductions	-	-	-	
Balance as at 31 December 2023	8,564.89	55.65	8,620.54	
Net Carrying Value as 31 December 2023	3,250.39	-	3,250.39	



Aurionpro Solutions Limited

Notes to the interim condensed consolidated financial statements

Note 4. Goodwill, Other Intangible Assets and Intangible Assets under Developments (Contd.)

(₹ in lakhs)

(b) As at December 31, 2022

Particulars	Software	Goodwill	Total	Intangible Assets under Development
Gross Carrying value				
Balance as at 1 April 2022	9,771.16	55.65	9,826.81	108.17
Additions	0.60	-	0.60	694.39
Deductions	-	-	-	-
Other adjustments	-	-	-	-
Balance as at 31 December 2022	9,771.76	55.65	9,827.41	802.56
Additions	1,564.51	-	1,564.51	-
Deductions	-	-	-	(504.69)
Other adjustments	3.18	-	3.18	-
Balance as at 31 March 2023	11,339.45	55.65	11,395.10	297.87
Accumulated Amortisation				
Balance as at 1 April 2022	8,207.56	55.65	8,263.21	-
Amortisation for the period	98.52	-	98.52	-
Deductions	-	-	-	-
Balance as at 31 December 2022	8,306.08	55.65	8,361.73	-
Amortisation for the period	70.77	-	70.77	-
Deductions	-	-	-	-
Balance as at 31 March 2023	8,376.85	55.65	8,432.50	-
Net Carrying Value as at 31 December 2022	1,465.68	-	1,465.68	-
Net Carrying Value as at 31 March 2023	2,962.60	-	2,962.60	-

Note : Other adjustments Includes adjustment relating to foreign exchange gain/ (loss) on account of net translation of Gross Carrying Value and Accumulated Amortisation of foreign subsidiaries/ entities and reclassification.



Aurionpro Solutions Limited

Notes to the interim consolidated condensed financial statements

(₹ in lakhs)

	As at Dec 31, 2023 (Unaudited)	As at Dec 31, 2022 (Unaudited)	As at March 31, 2023 (Audited)
Note 5. Non- Current Investments			
(valued at cost unless stated otherwise)			
Investment			
Other investments in company carried at cost (unquoted and fully paid up)	-	3,582.00	3,582.00
Nil (December 2022: 3,58,20,000, 31 March 2023 : 3,58,20,000) of ₹ 10 each optionally convertible Debentures in Auroscient Outsourcing Limited			
Other investments, unquoted (fully paid-up)			
Investment in Treasury Bills of Philippines Govt.	9.37	9.32	9.54
Investment in New India Cooperative Bank	9.05	-	-
	18.42	3,591.32	3,591.54
Note 6. Other Financial Assets			
(Unsecured and Considered good)			
Bank Fixed Deposits with original Maturity of more than 12 months (held as margin money)	519.39	818.66	804.63
Security Deposits	141.56	48.98	140.80
	660.95	867.64	945.43
Note 7. Deferred Tax Assets			
Related to timing difference on depreciation/ amortisation on PPE and Other Intangible Assets	(106.03)	(91.02)	(100.74)
Related to Employee Benefits Provisions	521.61	370.86	380.92
Related to Provision for doubtful Debts	41.26	77.93	22.52
Related to carry forward Loss	170.09	429.64	535.31
Others	12.50	16.59	15.22
Net Deferred Tax Assets	639.42	804.00	853.23
Note 8. Other Non Current Assets			
(Unsecured and Considered good)			
Retention Money	748.57	690.99	633.40
Prepaid Expenses	595.10	74.14	666.40
	1,343.66	765.13	1,299.80
Note 9. Inventories			
(valued at lower of cost or net realisable value)			
Raw Material	16.53	16.18	18.15
Finished Goods (including goods in transit)	28.26	46.37	45.96
Stock-in-trade	2,185.83	3,299.58	2,733.41
	2,230.62	3,362.13	2,797.52



Aurionpro Solutions Limited

Notes to the interim condensed consolidated financial statements

(₹ in lakhs)

	As at Dec 31, 2023 (Unaudited)	As at Dec 31, 2022 (Unaudited)	As at March 31, 2023 (Audited)
Note 10. Trade Receivables			
[Unsecured and Considered good unless otherwise mentioned] (refer note 40 for related party)			
Considered Good	25,576.50	21,702.04	19,939.50
Considered doubtful	147.77	342.00	104.02
Less : Provisions for doubtful receivables	147.77	342.00	104.02
	25,576.50	21,702.04	19,939.50
Note 11. Cash and Cash Equivalents			
Bank Balance in Current Accounts	1,181.51	1,521.61	2,293.50
Cash on Hand	66.52	63.65	59.28
Bank Deposits with less than 3 months' maturity	1,896.41	70.98	49.34
	3,144.44	1,656.24	2,402.12
Note 12. Bank Balance other than Cash and Cash Equivalents			
Earmarked Balance- Unpaid Dividend	7.23	38.77	9.17
Bank Deposits with original maturity of more than 3 months but less than 12 months (held as margin money)	2,348.50	1,836.81	1,870.14
	2,355.72	1,875.57	1,879.31
Note 13. Other Financial Assets (Unsecured and Considered good)			
Unbilled Revenue	13,490.54	9,442.25	8,507.01
Interest Accrued on Deposits	120.66	89.89	85.45
Security Deposits	466.00	576.27	481.69
Other Receivables	2,385.50	761.59	2,066.68
	16,462.69	10,870.00	11,140.82
Note 14. Other Current Assets (Unsecured and Considered good unless otherwise mentioned)			
Prepaid Expenses	3,226.45	2,471.37	2,268.03
Retention Money	2,913.43	2,255.17	2,999.20
Advance\ Deposit to Supplier & Service Provider			
Considered Good	6,218.18	3,689.86	4,158.83
Considered doubtful	13.63	13.63	13.63
Less : Provisions for doubtful receivables	(13.63)	(13.63)	(13.63)
	6,218.18	3,689.86	4,158.83
Advances to Employees	233.04	59.62	31.48
Balance with Government Authorities	190.15	304.41	210.21
Due from Other Related Parties	-	10,437.74	8,135.33
Other Receivables	218.12	-	-
	12,999.37	19,218.17	17,803.08



Aurionpro Solutions Limited

Notes to the interim consolidated condensed financial statements

(₹ in lakhs)

	As at Dec 31, 2023 (Unaudited)	As at Dec 31, 2022 (Unaudited)	As at March 31, 2023 (Audited)
Note 15. Share capital			
Authorised Share Capital			
66,150,000 (31 December 2022 : 66,150,000, 31 March 2023 : 66,150,000) equity shares of ₹ 10 each	6,615.00	6,615.00	6,615.00
Issued, subscribed and paid-up Share Capital			
23,815,165 ((31 December 2022 : 22,800,165, 31 March 2023: 22,800,165) equity shares of ₹ 10 each, fully paid-up	2,381.52	2,280.02	2,280.02
	2,381.52	2,280.02	2,280.02

(1) Details of Shareholders holding more than 5% shares in the Company (Refer Note 2.1)

	As at Dec 31, 2023		As at Dec 31, 2022		As at March 31, 2023	
	No. of Shares	%	No. of Shares	%	No. of Shares	%
Mr. Paresh Zaveri	42,71,301	17.94	42,71,301	18.73	42,71,301	18.73
Mr. Ashish Rai	18,31,965	7.69	18,11,965	7.95	18,31,965	8.03
Mr. Amit Sheth	16,09,011	6.76	17,09,011	7.50	17,09,011	7.50
Kairoleaf Holdings Pte.Ltd	14,51,818	6.10	14,51,818	6.36	14,51,818	6.36
Mr. Ajay Sarupriya	-	-	11,68,094	5.12	11,68,094	5.12
(Refer Note below 2.1)						

(2) Reconciliation of Equity Shares

	Number of Shares	₹ In Lacs
Balance as at 1 April 2023	2,28,00,165	2,280.02
Additions	20,15,000	201.50
Deductions (Refer Note 2.1)	(10,00,000)	(100.00)
Balance as at 31 December 2023	2,38,15,165	2,381.52
Balance as at 1 April 2022	2,28,00,165	2,280.02
Additions	-	-
Deductions	-	-
Balance as at 31 December 2022	2,28,00,165	2,280.02
Additions	-	-
Deductions	-	-
Balance as at 31 March 2023	2,28,00,165	2,280.02

Note:

2.1. Pursuant to the approval from the Board of Directors on 25/07/2022 and Shareholders on 26/09/2022, Aurionpro Solutions Limited Employee Stock Purchase Scheme 2022 ('ASL ESPS 2022') was instituted and Aurionpro Solutions Ltd - Employee Benefit Trust ('ASL ESPS Trust') was formed to administer the ESPS plan. The Company has made allotment of 10,00,000 equity shares of INR 10 each to ASL ESPS Trust' on 15/05/2023 under ASL ESPS 2022. The Company at its board meeting held on 25/10/2023 has approved the issuance of 600,000 equity shares of ₹10/- each to ASL ESPS Trust under ASL ESPS Scheme 2022.

During the current period, ASL ESPS Trust is consolidated in the standalone financial statements of the Company and accordingly 10,00,000 equity shares issued to the ASL ESPS trust is net off in standalone financial statements and percentage on number of shares is calculated on net basis.

2.2 During the period, the Company issued and allotted 8,00,000 equity shares which includes 5,00,000 share warrants exercised by allottees and converted in to equity shares on receipt of funds.

2.3. During the period, the Company has issued 215,000 equity shares on preferential basis in accordance with Chapter V of the Securities and Exchange Board of India (Issue of Capital and Disclosure Requirements) Regulations, 2018, post approval of the Allotment Committee of the Board of Directors.

2.4. The Board of Directors at their meeting held on 16/05/2023 had proposed the dividend of INR 2.5/- per equity share for the year ended 31/03/2023, which was duly approved by the shareholders at the Annual General Meeting held on 29/09/2023 and it has been subsequently paid.



Aurionpro Solutions Limited

Notes to the interim condensed consolidated financial statements

Note 15. Share capital (Contd.)

(3) Disclosure of Shareholding of Promoters/ Promoter Group in Equity Shares

Promoter Name	As at Dec 31, 2023	As at Dec 31, 2022	As at March 31, 2023
(i) Paresh Zaveri			
- No of Shared held	42,71,301	42,71,301	42,71,301
- Percentage of Holding	17.94%	18.73%	18.73%
- Percentage Changes	-0.80%	0.00%	0.00%
(ii) Amit Sheth			
- No of Shared held	16,09,011	17,09,011	17,09,011
- Percentage of Holding	6.76%	7.50%	7.50%
- Percentage Changes	-0.74%	0.00%	0.00%
(iii) Ashish Sheth			
- No of Shared held	200	200	200
- Percentage of Holding	-	-	-
- Percentage Changes	-	-	-
(iv) Ramesh Sheth			
- No of Shared held	300	300	300
- Percentage of Holding	-	-	-
- Percentage Changes	0.00%	0.00%	0.00%
(v) Niharika Zaveri			
- No of Shared held	89,338	89,338	89,338
- Percentage of Holding	0.38%	0.39%	0.39%
- Percentage Changes	-0.01%	0.00%	0.00%
(vi) Nalini Sheth			
- No of Shared held	1,400	1,400	1,400
- Percentage of Holding	0.01%	0.01%	0.01%
- Percentage Changes	0.00%	0.01%	0.00%
(vii) Insight Holdings Pte.Ltd			
- No of Shared held	-	-	-
- Percentage of Holding	0.00%	0.00%	0.00%
- Percentage Changes	0.00%	-2.97%	0.00%
(viii) Kairoleaf Holdings Pte.Ltd			
- No of Shared held	14,51,818	14,51,818	14,51,818
- Percentage of Holding	6.10%	6.36%	6.36%
- Percentage Changes	-0.27%	2.97%	0.00%



Aurionpro Solutions Limited

Notes to the interim consolidated condensed financial statements

(₹ in lakhs)

	As at Dec 31, 2023 (Unaudited)	As at Dec 31, 2022 (Unaudited)	As at March 31, 2023 (Audited)
Note 16. Other Equity			
Capital Reserves			
Opening Balance	464.03	466.77	466.77
Additions/ (Deduction) during the Period/ year	(264.44)	(14.65)	(2.74)
Closing Balance	199.59	452.12	464.03
Employee Stock Option Outstanding			
Opening Balance	-	-	-
Additions/ (Deduction) during the Period/ year	719.28	-	-
Closing Balance	719.28	-	-
Securities premium reserve			
At the commencement of the year	27,131.24	27,131.24	27,131.24
Additions/ (Deduction) during the Period/ year	9,626.01	-	-
At the end of the year	36,757.25	27,131.24	27,131.24
Capital Redemption Reserve			
Opening and closing Balance	83.61	83.61	83.61
Statutory Reserve			
Opening Balance	33.55	30.84	30.84
Additions/ (Deduction) during the Period/ year	0.36	2.92	2.71
Closing Balance	33.91	33.77	33.55
Surplus in Retained Earnings			
Opening Balance	40,848.02	31,685.09	31,685.09
Add: Profit for the period/ year	10,249.47	7,224.45	9,732.93
Less : Appropriation of Dividend	(602.50)	(570.00)	(570.00)
Closing Balance	50,494.99	38,339.54	40,848.02
Foreign Currency Translation Reserve			
Opening Balance	1,988.37	1,251.12	1,251.12
Additions/ (Deduction) during the Period/ year	(895.71)	1,663.71	737.25
Closing Balance	1,092.67	2,914.83	1,988.37
Other Comprehensive Income			
Opening Balance	(864.42)	(1,049.82)	(1,049.82)
Additions/ (Deduction) during the Period/ year	6.40	89.82	185.40
Closing Balance	(858.02)	(960.00)	(864.42)
Restructuring Reserve			
Opening and closing Balance	(22,192.00)	(22,192.00)	(22,192.00)
	66,331.27	45,803.11	47,492.40

Note:

16.1 The Board of Directors at their meeting held on 16/05/2023 had proposed the dividend of INR 2.5/- per equity share for the year ended 31/03/2023, which was duly approved by the shareholders at the Annual General Meeting held on 29/09/2023 and it has been subsequently paid.



Aurionpro Solutions Limited

Notes to the interim condensed consolidated financial statements

(₹ in lakhs)

	As at Dec 31, 2023 (Unaudited)	As at Dec 31, 2022 (Unaudited)	As at March 31, 2023 (Audited)
Note 17. Non controlling interest			
Opening Balance	1,732.71	668.47	668.47
Add: Loss/ (Gain) of control in subsidiary (net)	-	185.34	601.08
Add: Net Profit for the period/ year	99.52	302.76	463.93
Add: Foreign currency exchange gain	(6.13)	(132.30)	(0.77)
Closing Balance	<u>1,826.08</u>	<u>1,024.27</u>	<u>1,732.71</u>
Note 18. Borrowings-Non Current			
Loans from :-			
a) Banks in foreign currency (secured)	-	103.56	58.26
b) Bank (secured)	1,027.79	1,947.65	1,721.43
d) Financial institutions (unsecured)	594.84	982.78	1,120.02
	<u>1,622.63</u>	<u>3,033.99</u>	<u>2,899.71</u>
Note 19. Other Non-current Financial Liabilities			
[Refer note 4 (i) (a) and (b)]			
Business Purchase Consideration Payable	2,000.00	-	-
	<u>2,000.00</u>	<u>-</u>	<u>-</u>
Note 20. Other Non Current Liabilities			
Unearned and deferred revenue	593.57	885.28	702.95
	<u>593.57</u>	<u>885.28</u>	<u>702.95</u>
Note 21. Provisions -Non Current			
Provision for Gratuity	577.93	486.36	450.91
	<u>577.93</u>	<u>486.36</u>	<u>450.91</u>
Note 22. Borrowings-Current			
Foreign Currency Loans from Bank (Secured)	1,339.27	1,305.30	490.70
Foreign Currency Loans from Bank (unsecured)	28.19	-	27.32
Rupee Loans from Banks (Secured)	2,112.68	1,664.34	375.82
Rupee Loans from Bank (Unsecured)	-	-	128.54
Rupee Loans from Financial Institutions (Unsecured)	3,879.26	1,563.65	1,408.94
Rupee Loans from Related Parties (Unsecured)	52.69	143.92	175.67
	<u>7,412.09</u>	<u>4,677.21</u>	<u>2,606.98</u>
Current Maturities of Long-Term Borrowings			
Foreign Currency Loans from Banks (secured)	119.87	342.11	303.52
From Banks (secured)	902.87	893.28	896.82
From Financial Institutions (secured)	-	205.00	126.56
From Financial Institutions (unsecured)	694.60	491.54	630.13
	<u>1,717.34</u>	<u>1,931.93</u>	<u>1,957.03</u>
	<u>9,129.43</u>	<u>6,609.14</u>	<u>4,564.01</u>



Aurionpro Solutions Limited

Notes to the interim consolidated condensed financial statements

(₹ in lakhs)

	As at Dec 31, 2023 (Unaudited)	As at Dec 31, 2022 (Unaudited)	As at March 31, 2023 (Audited)
Note 23. Trade Payables			
(Refer note 40 for related party)			
Total Outstanding dues of Micro enterprises and Small Enterprises	1,992.23	2,621.89	3,383.81
Total outstanding dues of creditors other than Micro enterprises and Small Enterprises	8,354.71	11,591.37	8,572.78
	10,346.94	14,213.26	11,956.59
Note 24. Other Financials Liabilities			
Interest accrued and not due on Borrowings	25.22	9.39	7.32
Unclaimed Dividend	7.23	38.76	9.17
Employee Payables	3,085.34	1,257.88	1,377.06
Provision for Expenses	1,502.13	1,485.94	2,885.26
Security Deposits	290.10	491.53	413.42
Business Purchase Consideration Payable [Refer note 4 (i) (a) and (b)]	2,687.50	-	-
	7,597.51	3,283.51	4,692.23
Note 25. Other Current Liabilities			
Unearned and Deferred Revenue	2,097.42	1,773.24	3,899.01
Advance Received from Customers	191.30	2,148.96	125.55
Statutory Dues Payable	1,069.20	662.08	967.63
Other Liabilities	1,116.56	479.32	427.40
	4,474.48	5,063.60	5,419.58
Note 26. Provisions			
Provision for Gratuity	703.68	568.02	590.11
Provision for Compensated absences	360.31	216.24	177.76
	1,063.99	784.26	767.87
Note 27. Current Tax Liabilities (net)			
Current Tax Liabilities (net)	425.88	410.23	821.70
	425.88	410.23	821.70



Aurionpro Solutions Limited

Notes to the interim condensed consolidated financial statements

(₹ in lakhs)

	For the 9 months ended Dec 31, 2023 (Unaudited)	For the 9 months ended Dec 31, 2022 (Unaudited)	For the Year ended March 31, 2023 (Audited)
Note 28. Revenue from operations			
Sale of Software Services	43,987.96	32,770.23	44,156.88
Sale of Equipment and Product License	20,072.12	14,097.13	21,776.28
	64,060.08	46,867.36	65,933.16

Note 28.1 Disaggregate Revenue Information

The disaggregated revenue from contracts with the customers

(i) Product and Services wise

Sale of Software Services	43,987.96	32,770.23	44,156.88
Sale of Equipment and Product License	20,072.12	14,097.13	21,776.28
Total	64,060.08	46,867.36	65,933.16

(ii) Geography wise

Asia-Pacific	57,357.97	41,258.83	58,985.81
Rest of world	6,702.11	5,608.53	6,947.35
Total	64,060.08	46,867.36	65,933.16

Note 29. Other Income

Interest income on

- Fixed deposits with banks	199.92	60.15	240.31
- Interest Income Ind AS 116 Deposits	10.05	11.00	15.88
- Others	4.39	35.88	35.90
Foreign exchange fluctuation gain	480.60	1.02	-
Rent Income	13.50	13.50	61.26
Sundry Balances Written back	2.95	-	36.80
Profit on Sale of Fixed Assets	25.65	-	-
Miscellaneous Income	27.78	14.10	43.04
	764.85	135.65	433.19



Aurionpro Solutions Limited

Notes to the interim consolidated condensed financial statements

(₹ in lakhs)

	For the 9 months ended Dec 31, 2023 (Unaudited)	For the 9 months ended Dec 31, 2022 (Unaudited)	For the Year ended March 31, 2023 (Audited)
Note 30. Operating Expenses			
Software, Hardware and Other Material Cost	21,348.20	18,324.26	25,490.11
	21,348.20	18,324.26	25,490.11
Note 31. Changes in Inventories of Raw Material. Finished Goods and Stock-in-trade			
Stock at the beginning of the period			
Raw Material	18.15	26.56	26.56
Finished Goods (including goods in transit)	45.96	150.37	150.37
Stock-in-Trade	2,733.41	1,923.53	1,923.53
Total (A)	2,797.52	2,100.46	2,100.46
Stock at the end of the period			
Raw Material	16.53	16.18	18.15
Finished Goods (including goods in transit)	28.26	46.37	45.96
Stock-in-Trade	2,185.83	3,008.64	2,733.41
Total (B)	2,230.62	3,071.19	2,797.52
Changes in Inventories (A-B)	566.90	(970.73)	(697.06)
Note 32. Employee Benefits Expense			
Salaries, Wages and Bonus	21,418.75	14,785.32	20,304.59
Stock based compensation cost	719.28	-	-
Contributions to Provident and Other Funds	962.41	624.24	898.79
Staff Welfare Expenses	738.56	430.81	750.43
	23,839.00	15,840.37	21,953.81



Aurionpro Solutions Limited

Notes to the interim condensed consolidated financial statements

(₹ in lakhs)

	For the 9 months ended Dec 31, 2023 (Unaudited)	For the 9 months ended Dec 31, 2022 (Unaudited)	For the Year ended March 31, 2023 (Audited)
Note 33. Finance Costs			
Interest Expense on			
- Borrowings	662.29	450.94	685.20
- Lease	59.53	83.99	135.38
Other Borrowing charges	231.98	158.13	256.48
	953.80	693.06	1,077.06
Note 34. Depreciation and Amortisation Expenses			
Depreciation on Property, Plant and Equipment	875.21	621.75	873.32
Amortisation on Other Intangible Assets	188.04	98.52	169.29
Depreciation on Right-of-Use Asset	442.50	431.05	542.39
	1,505.75	1,151.31	1,585.00
Note 35. Other Expenses			
Travelling and Conveyance Expenses	1,302.54	925.39	1,120.28
Legal and Professional Charges	797.03	729.94	1,028.00
Short Term Lease	144.24	187.33	212.94
Rates and Taxes	284.32	134.49	164.07
Electricity Expenses	89.07	60.74	82.14
Communication Expenses	152.33	170.36	288.60
Repairs and Maintenance Expenses	267.83	112.39	246.49
Subscription and Membership	134.06	75.26	134.24
Commission and Business Promotions	384.78	185.38	188.22
Recruitment Expenses	110.24	143.73	248.86
Insurance Charges	107.56	52.97	71.04
Housekeeping and Security Charges	-	56.74	57.99
Provisions for doubtful receivables (net of reversal)	53.31	59.01	(160.03)
Bad debts of receivables/advances	29.64	-	462.50
Foreign exchange fluctuation Loss	-	-	194.58
Expenditure on Corporate Social Responsibility	23.25	-	56.38
Others Miscellaneous Expenses	341.94	318.77	285.44
	4,222.14	3,212.49	4,681.75



Aurionpro Solutions Limited

Notes to the interim consolidated condensed financial statements

(₹ in lakhs)

	As at Dec 31, 2023 (Unaudited)	As at Dec 31, 2022 (Unaudited)	As at March 31, 2023 (Audited)
Note 36 Contingent Liabilities and Commitment			
Contingent Liabilities and Commitment (as represented by the Management)			
(i) Guarantees given by the Company on behalf of its Subsidiaries	4,046.21	3,340.39	3,847.24
(ii) Disputed Liabilities not provided for Taxation matters and legal cases	1,157.21	17.90	17.90
(iii) Commitments:			
Estimated amount of contracts remaining to be executed on capital account (net of advances) and not provided for	1,349.23	2,141.48	1,842.46

Note 37 Segment information

The Group has identified and disclosed segment information, as “Sale of Software Services” and “Sale of Equipment and Product License”. The operating segment has been identified and reported taking into account its internal financial reporting, performance evaluation and organisational structure by geographical locations of its operations, where its service rendering activities are based. Operating Segment is reported in the manner evaluated by Board, considered as Chief Operating Decision Maker under Ind AS 108 “Operating Segment”. The accounting policies adopted for segment reporting are in line with the accounting policy of the Group.

Revenue and expenses have been identified to a segment on the basis of relationship to operating activities of the segment. Revenue and expenses, which relate to the enterprise as a whole and are not allocable to a segment on reasonable basis have been disclosed as “Unallocable”.

Particulars	For the 9 months ended Dec 31, 2023 (Unaudited)	For the 9 months ended Dec 31, 2022 (Unaudited)	For the Year ended March 31, 2023 (Audited)
Segment Revenue			
(a) Sale of Software Services	43,987.96	32,770.23	44,156.88
(b) Sale of Equipment and Product License	20,072.12	14,097.13	21,776.28
Total income from operations (a+b)	64,060.08	46,867.36	65,933.16
Segment Results			
(a) Sale of Software Services	36,106.97	25,230.40	34,744.48
(b) Sale of Equipment and Product License	6,038.02	4,283.43	6,395.63
Total (a+b)	42,144.99	29,513.83	41,140.11
Less: Unallocable expenses			
Employee benefits expense	23,839.00	15,840.37	21,953.81
Finance costs	953.80	693.06	1,077.06
Depreciation and amortisation expenses	1,505.75	1,151.31	1,585.00
Other expenses	4,222.14	3,212.49	4,681.75
Add: Unallocable other income	764.85	135.65	433.19
Add: Share of Profit/(Loss) of the associates	-	(43.48)	(43.48)
Profit before tax	12,389.14	8,708.77	12,232.20

Assets & liabilities used in the Company’s business are not identified to any of the reportable segment, as these are used interchangeably between segments. The Management believes that it is not practicable to provide segment disclosures relating to total assets and liabilities since a meaningful segregation of the available data is onerous.



Aurionpro Solutions Limited

Notes to the interim condensed consolidated financial statements

	For the 9 months ended Dec 31, 2023 (Unaudited)	For the 9 months ended Dec 31, 2022 (Unaudited)	For the Year ended March 31, 2023 (Audited)
Note 38			
Earnings Per Share (EPS)			
Basic and Diluted EPS			
(a) Profit attributable to Equity Shareholders	10,249.47	7,224.45	9,732.93
(c) Weighted average number of Equity Shares (Basic)	2,31,29,740	2,28,00,165	2,28,00,165
(c) Weighted average number of Equity Shares (Diluted)	2,40,00,110	2,28,00,165	2,28,00,165
(d) Earnings per Share			
- Basic Earnings per Share of ₹ 10 each (In ₹)	44.31	31.69	42.69
- Diluted Earnings per Share of ₹ 10 each (In ₹)	42.71	31.69	42.69

Note 39

Financial Instruments

All financial instruments are initially recognized and subsequently re-measured at fair value as described below:

The fair value of financial assets and liabilities are included at the amount at which the instrument could be exchanged in a current transaction between the willing parties, other than in a forced or liquidation sale.

The fair value of investment in quoted Equity Shares, Bonds, Government Securities, Treasury Bills and Mutual Funds is measured at quoted price or NAV.

The fair value of the remaining financial instruments is determined using discounted cash flow analysis.

The financial instruments are categorized into two levels based on the inputs used to arrive at fair value measurements as described below:

Level 1: Quoted prices (unadjusted) in active markets for identical assets or liabilities; and

Level 2: Inputs other than the quoted prices included within Level 1 that are observable for the asset or liability, either directly or indirectly.

Level 3: Valuation techniques for which the lowest level input that is significant to the fair value measurement is unobservable.

(₹ in lakhs)

The carrying values of the financial instruments by categories were as follows:

Particulars	As at Dec 31, 2023		As at Dec 31, 2022		As at March 31, 2023	
	Carrying Amount	Level of input used in Level 1,2,3	Carrying Amount	Level of input used in Level 1,2,3	Carrying Amount	Level of input used in Level 1,2,3
At Amortised Cost						
(i) Investments	18.42	-	3,591.32	-	3,591.54	-
(ii) Trade receivables	25,576.50	-	21,702.04	-	19,939.50	-
(iii) Cash and Bank Balance	5,500.16	-	3,531.81	-	4,281.43	-
(vi) Other financial assets	17,123.64	-	11,737.64	-	12,086.25	-
At FVTPL	Nil	-	Nil	-	Nil	-
At FVOCI	Nil	-	Nil	-	Nil	-

Financial Liabilities

At Amortised Cost						
(i) Borrowings	10,752.06	-	9,643.13	-	7,463.72	-
(ii) Lease Liability	1,286.67	-	582.18	-	1,367.03	-
(iii) Trade payables	10,346.94	-	14,213.26	-	11,956.59	-
(iv) Other financial liabilities	9,597.51	-	3,283.51	-	4,692.23	-
At FVTPL	Nil	-	Nil	-	Nil	-
At FVOCI	Nil	-	Nil	-	Nil	-



Aurionpro Solutions Limited

Notes to the interim consolidated condensed financial statements

Note 40

(A) Related Parties : where control exists

(i) Key Managerial Person

- 1 Paresh Zaveri (Chairman and Director)
- 2 Ashish Rai (Chief Executive Officer) (w.e.f.October 26,2023)
- 3 Ninad Kelkar (Company Secretary)
- 4 Vipul Parmar (Chief Financial Officer)

(ii) Other Related Parties Company

- 1 Trejhara Solutions Limited
- 2 Auroscient Outsourcing Ltd
- 3 Trejhara Pte. Ltd.
- 4 Groei Consultancy LLP
- 5 Sena Systems India Pvt Ltd

(iii) Independent Directors

- 1 Dr. Mahendra Mehta
- 2 Frank Osusky
- 3 Sudha Bhushan
- 4 Dr. Rajeev Uberoi (w.e.f. 14/12/2022)

(iv) Non Executive Directors

- 1 Amit Sheth (Co-Chairman and Director)
- 2 Ashish Rai (Vice Chairman and Director) (upto October 25,2023)
- 3 Ajay Sarupria (Non Executive Directors)

(v) Individual

- 1 Ashish Sheth (Relative of Co-Chairman and Director)

(B) Transactions during the year with Related Parties

Particulars	(₹ in lakhs)		
	As at Dec 31, 2023 (Unaudited)	As at Dec 31, 2022 (Unaudited)	As at March 31, 2023 (Audited)
Revenue from Operations	1,688.31	539.84	808.78
Other Income	13.50	56.64	58.51
Operating Expenses	1,201.43	1,684.13	2,247.31
Other Expenses	83.25	62.00	82.67
Recovery of Expenses	-	316.59	566.64
Investment	-	3,582.00	3,582.00
Trade Receivable	692.34	157.48	155.30
Other Financial Assets			
(i) Other Receivables	-	234.00	-
Other Current Assets			
(i) Prepaid Expenses	-	-	948.07
(ii) Advance to Supplier & Service Provider	659.53	-	1,833.92
(iii) Other Receivables	-	10,437.74	8,135.45
Borrowings-Current	52.69	91.23	175.67
Trade Payables	6.75	2.75	-
Other Current Liabilities	702.07	358.00	283.00
Dividend Paid	266.23	268.99	268.99
Managerial Remuneration			
(i) Salaries and Other Benefits	375.61	172.07	229.58
(ii) Contributions to Defined Contribution Plans	3.77	3.28	4.37



Aurionpro Solutions Limited

Notes to the interim condensed consolidated financial statements

Note 41. Prior Periods Comparative

The previous period/year figures have been regrouped / reclassified wherever necessary to make them comparable with those of the current period.

Note 42. Authorisation of Interim Condensed Financial Statements

The Interim Condensed Financial Statements were approved by the Board of Directors on

As per our attached report of even date
FOR C K S P AND CO LLP
Chartered Accountants
Firm Registration No. 131228W/W100044



Debmalya Maitra
Partner
Membership No 053897




Place: Navi Mumbai
Date : 03 April, 2024


For and on behalf of the Board of Directors of Aurionpro Solutions Limited
CIN- L99999MH1997PLC111637


Paresh Zaveri
Chairman & Managing Director
DIN : 01240552
Place: Singapore
Date : 03 April, 2024


Ninad Kelkar
Company Secretary
Place: Navi Mumbai
Date : 03 April, 2024




Amit Sheth
Co- Chairman & Director
DIN : 00122623
Place: Navi Mumbai
Date : 03 April, 2024


Vipul Parmar
Chief Financial Officer
Place: Navi Mumbai
Date : 03 April, 2024