



Since 1907

Jost's Engineering Company Limited

C-7, Wagle Industrial Estate, Road No. 12, Thane 400 604, Maharashtra, India

CIN : L28100MH1907PLC000252 , Tel.: +91 2261174000, 25821727/46, Fax: +91 22 25823478

Email : jostfact@josts.in

Website: www.josts.com

(Registered Office : Great Social Building, 60 Sir Phirozeshah Mehta Road, Mumbai 400 001)

To,
The Secretary,
BSE Ltd.,
Phiroze Ijeebhoy Towers,
Dalal Street,
Mumbai- 400001

10th November, 2020

Dear Sir,

Scrip Code- 505750

Subject- Disclosure pursuant to Regulation 30 of SEBI [Listing Obligations and Disclosure Requirements] Regulations 2015.

We wish to inform you that the Board of Directors of the Company, at its Meeting held today, inter-alia, approved the following: -

1. Unaudited Standalone and Consolidated Financial Results for the quarter ended 30th September, 2020, pursuant to Regulation 33 of SEBI (Listing Obligations and Disclosure Requirements) Regulations, 2015 and extract of the same to be published in the newspapers, pursuant to Regulations 47 of SEBI (Listing Obligations and Disclosure Requirements) Regulations, 2015.

Accordingly, the said Financial Results along with Limited Review Report of the Statutory Auditors, namely, M/s. Singhi & Co., Chartered Accountants, are enclosed.

Please note that the extract of aforesaid Unaudited Standalone and Consolidated Financial Results will be published in the Newspapers, within the stipulated time, pursuant to Regulation 47 of SEBI (Listing Obligations and Disclosure Requirements) Regulations, 2015.

Thanking You,

Yours Faithfully,
For **Jost's Engineering Company Limited**

Jai Prakash Agarwal
Chairman

Encl: As above

Independent Auditor’s Review Report on the Quarterly and Year to Date Unaudited Standalone Financial Results of the Company pursuant to Regulation 33 of the SEBI (Listing Obligation and Disclosure Requirements) Regulations, 2015, as amended

Review Report to The Board of Directors


Jost’s Engineering Company Limited

1. We have reviewed the accompanying Statement of Unaudited Standalone Financial Results of **Jost’s Engineering Company Limited** (“the Company”) for the quarter ended September 30, 2020 and year to date from April 1, 2020 to September 30, 2020 (the “Statement”), being submitted by the Company pursuant to the requirement of regulation 33 of the SEBI (Listing Obligations and Disclosure Requirements) Regulations, 2015, as amended (the “Listing Regulations”).
2. This Statement which is the responsibility of the Company’s Management and approved by the Company’s Board of Directors, has been prepared in accordance with the recognition and measurement principles laid down in the Indian Accounting Standards 34 “Interim Financial Reporting” (“Ind AS 34”), prescribed under section 133 of the Companies Act, 2013 as amended, read with relevant rules issued thereunder and other accounting principles generally accepted in India. Our responsibility is to express a conclusion on the Statement based on our review.
3. We conducted our review of the statement in accordance with the Standard on Review Engagement (SRE) 2410, “Review of Interim Financial Information Performed by the Independent Auditor of the Entity” issued by the Institute Of Chartered Accountants of India. This standard requires that we plan and perform the review to obtain moderate assurance as to whether the Statement is free of material misstatement. A review of interim financial information consists of making inquiries, primarily of persons responsible for financial and accounting matters, and applying analytical and other review procedures. A review is substantially less in scope than an audit conducted in accordance with Standards on Auditing and consequently does not enable us to obtain assurance that we would become aware of all significant matters that might be identified in an audit. Accordingly, we do not express an audit opinion
4. Based on our review conducted as above, nothing has come to our attention that causes us to believe that the accompanying Statement, prepared in accordance with the applicable India Accounting Standards (‘IND AS’) prescribed under section 133 of the Companies Act, 2013, read with relevant rules issued there under and other recognized accounting practices and policies has not disclosed the information required to be disclosed in terms of Regulation 33 of the SEBI (Listing Obligations and Disclosure Requirements) Regulations, 2015 as amended, including the manner in which it is to be disclosed, or that it contains any material mis-statement.

For Singhi & Co.

Chartered Accountants

Firm Reg. No. 302049E



Sukhendra Lodha


Partner

Membership No. 07172

UDIN 20071272AAAABR8362

Place: Mumbai

Date: 10th November, 2020



Since 1907

Jost's Engineering Company Limited

C-7, Wagle Industrial Estate, Road No. 12, Thane 400 604, Maharashtra, India
 CIN : L28100MH1907PLC000252 . Tel.: +91 2261174000, 25821727/46, Fax: +91 22 25823478
 Email : jostfact@josts.in Website: www.josts.com
 (Registered Office : Great Social Building, 60 Sir Phirozeshah Mehta Road, Mumbai 400 001)

STATEMENT OF UNAUDITED STANDALONE FINANCIAL RESULTS FOR THE QUARTER AND HALF YEAR ENDED 30TH SEPTEMBER, 2020

Particulars	Rs. (in lakhs)					
	Quarter ended 30th September, 2020	Quarter ended 30th June, 2020	Quarter ended 30th September, 2019	Half year ended 30th September, 2020	Half year ended 30th September, 2019	Year ended 31st March, 2020
	Unaudited	Unaudited	Unaudited	Unaudited	Unaudited	Audited
INCOME						
Revenue from operations	2,003.29	1,205.28	2,504.68	3,208.57	4,560.81	10,337.46
Other income	7.25	13.14	4.34	20.39	5.75	18.46
Total Income	2,010.54	1,218.42	2,509.02	3,228.96	4,566.56	10,355.92
Expenses						
Cost of materials consumed	862.28	164.05	872.85	1,026.33	1,579.88	3,191.99
Purchases of stock-in-trade	319.28	349.56	512.16	668.84	1,164.64	3,279.67
Changes in inventories of finished goods, stock-in-trade and work-in-progress	93.97	187.27				
Employee benefits expense	343.65	261.03	167.22	281.24	(49.72)	(263.11)
Finance costs	9.57	19.58	458.00	604.68	905.74	1,851.27
Depreciation and amortization expense	20.96	24.37	40.15	29.15	79.89	150.33
Other expenses	277.41	102.51	30.46	45.33	58.97	120.72
Total Expenses	1,927.12	1,108.37	2,498.71	3,035.49	4,522.89	9,814.46
III Profit/(loss) before exceptional items and tax (I-II)	83.42	110.05	10.31	193.47	43.67	541.46
IV Exceptional items	-	-	-	-	-	383.77
V Profit/(loss) before tax (III-IV)	83.42	110.05	10.31	193.47	43.67	157.69
Less: Tax expense						
(1) Current tax	25.51	23.79	15.20	49.30	39.59	76.22
(2) Deferred tax	3.23	12.96	(14.53)	16.19	(26.34)	(10.68)
(3) Short/(Excess) provision for tax of earlier years	-	-	0.65	-	0.65	(11.89)
VI Total tax expense	28.74	36.75	1.32	65.49	13.90	53.65
VII Profit/(loss) for the period	54.68	73.30	8.99	127.98	29.77	104.04
VIII Other Comprehensive Income (OCI)						
(i) Items that will not be reclassified to profit or loss						
(a) Measurement of defined employee benefit plan	3.40	7.25	(0.38)	10.65	(0.83)	(16.75)
(b) Income tax relating to above items	(0.94)	(2.02)	0.11	(2.96)	0.23	4.66
Total Other Comprehensive Income/(loss)	2.46	5.23	(0.27)	7.69	(0.60)	(12.09)
IX Total Comprehensive Income/(loss) for the period (VII+VIII)	57.14	78.53	8.72	135.67	29.17	91.95
X Paid up equity share capital (Face value of Rs. 10 per share)	93.29	93.29	93.29	93.29	93.29	93.29
XI Reserves excluding revaluation reserve as at Balance sheet date						2,575.45
XII Basic and Diluted Earning per share (Rs.) (not on annualized basis)	5.86	7.86	0.96	13.72	3.19	11.15



Since 1907

Jost's Engineering Company Limited

C-7, Wagle Industrial Estate, Road No. 12, Thane 400 604, Maharashtra, India
 CIN : L28100MH1907PLC000252 , Tel.: +91 22 61174000, 25821727/46, Fax: +91 22 25823478
 Email : jostfact@josts.in Website: www.josts.com
 (Registered Office : Great Social Building, 60 Sir Phirozeshah Mehta Road, Mumbai 400 001)

STANDALONE BALANCE SHEET AS AT 30TH SEPTEMBER 2020

Rs. (in lakhs)

Particulars	As at	As at
	30th September, 2020	31st March, 2020
	Unaudited	Audited
ASSETS		
Non-current assets		
(a) Property, plant and equipment	317.16	351.62
(b) Capital work-in-progress	21.36	21.36
(c) Right of use assets	15.64	69.57
(d) Intangible assets	21.16	24.05
(e) Investment in subsidiary	601.80	601.80
(f) Financial assets		
(i) Investments	1.00	1.00
(ii) Other financial assets	27.34	26.86
(g) Deferred tax assets (net)	136.81	171.49
Total Non-current assets	1,142.27	1,267.75
Current assets		
(a) Inventories	1,031.73	1,508.78
(b) Financial assets		
(i) Investments	13.17	12.71
(ii) Trade receivables	2,384.79	3,162.90
(iii) Cash and cash equivalents	168.44	91.60
(iv) Other balances with bank	245.51	639.32
(v) Loans	-	-
(vi) Other financial assets	25.20	29.74
(c) Current tax assets (Net)	-	9.96
(d) Other current assets	556.95	757.87
Total current assets	4,425.79	6,212.88
TOTAL ASSETS	5,568.06	7,480.63
EQUITY AND LIABILITIES		
EQUITY		
Equity share capital	93.29	93.29
Other equity	2,683.12	2,575.45
Total Equity	2,776.41	2,668.74
LIABILITIES		
Non-current liabilities		
(a) Financial liabilities		
(i) Borrowings	1.86	11.69
(b) Provisions	179.41	229.20
(c) Other non-current liabilities	39.45	71.83
Total non-current liabilities	220.72	312.72
Current liabilities		
(a) Financial liabilities		
(i) Borrowings	181.39	1,437.02
(ii) Trade payables		
Total outstanding dues of micro and small enterprises	68.77	169.17
Total outstanding dues of Creditors other than micro and small enterprise	1,340.85	1,845.74
(iii) Other financial liabilities	116.60	192.34
(b) Other current liabilities	758.29	765.29
(c) Provisions	91.65	89.61
(d) Current tax liabilities (Net)	13.38	-
Total Current Liabilities	2,570.93	4,499.17
Total liabilities	2,791.65	4,811.89
TOTAL EQUITY AND LIABILITIES	5,568.06	7,480.63



Since 1907

Jost's Engineering Company Limited

C-7, Wagle Industrial Estate, Road No. 12, Thane 400 604, Maharashtra, India
 CIN : L28100MH1907PLC000252, Tel.: +91 2261174000, 25821727/46, Fax: +91 22 25823478
 Email : jostfact@josts.in Website: www.josts.com
 (Registered Office : Great Social Building, 60 Sir Phirozeshah Mehta Road, Mumbai 400 001)

STANDALONE CASH FLOW STATEMENT FOR HALF YEAR ENDED 30TH SEPTEMBER 2020

Rs. (in lakhs)

Particulars	For half year ended 30th September, 2020	For half year ended 30th September, 2019
	Unaudited	Unaudited
A. CASH FLOW FROM OPERATING ACTIVITIES		
NET PROFIT/ (LOSS) BEFORE TAX & AFTER EXCEPTIONAL ITEM	193.47	43.67
ADJUSTMENTS FOR:		
Depreciation	45.33	58.97
(Profit) /Loss on sale of assets	-	(0.13)
Fair value gain on Mutual fund investment	(0.46)	-
Income on termination of lease	(8.17)	-
Dividend income	(0.46)	(0.32)
Interest expense	17.40	60.81
Interest income	(9.15)	(5.31)
Provision for doubtful debts	(1.76)	83.15
Bad debts & Deposits written off during the year	11.53	0.12
OPERATING PROFIT BEFORE WORKING CAPITAL CHANGES	247.73	240.96
Adjustments for (increase) and decrease in operating assets		
Trade receivables	768.32	(92.92)
Inventories	471.70	81.54
Trade payables	(605.29)	(208.45)
Other current financial assets	4.55	9.64
Other current financial liabilities	(49.21)	(7.56)
Other current liabilities	(20.35)	(34.65)
Other current asset	200.15	(106.43)
Loans	-	0.37
Other non current liability	1.00	(10.76)
Change in provisions	(47.75)	(49.70)
Change in tax liability	26.16	1.17
CASH GENERATED FROM OPERATIONS	997.01	(176.79)
Taxes paid (Net of refunds)	(2.81)	5.31
NET CASH GENERATED FROM OPERATING ACTIVITIES	994.20	(171.48)
B. CASH FLOW FROM INVESTING ACTIVITIES		
Purchase of Property, Plant and Equipment, Intangible assets and Capital WIP	-	(47.47)
Sale of Property, Plant and Equipment	-	0.25
Investment in deposits	(0.47)	(3.44)
Purchase of Investments	-	(0.18)
Interest received	9.15	5.31
Dividend received	0.46	0.32
NET CASH USED IN INVESTING ACTIVITIES	9.14	(45.21)
C. CASH FLOW FROM FINANCING ACTIVITIES		
Proceeds from borrowings	-	(179.82)
Repayment of borrowings	(367.57)	52.00
Dividend paid (including tax)	(25.28)	(33.74)
Repayment of lease liability	(9.43)	(17.53)
Interest paid	(17.40)	(54.22)
NET CASH USED IN FINANCING ACTIVITIES	(419.68)	(233.31)
NET INCREASE/(DECREASE) IN CASH AND CASH EQUIVALENTS	583.66	(450.00)
Add: Cash and cash equivalents at the beginning of the year	(169.71)	(87.06)
Cash and cash equivalents at the end of the year	413.95	(537.06)
Cash and cash equivalents as per above comprises of the following :		
Cash and cash equivalent	168.44	38.59
Other bank balances	245.51	173.48
	413.95	212.07
Bank Overdraft	-	(749.13)
Balances as per statement of Cash Flows	413.95	(537.06)




Since 1907

Jost's Engineering Company Limited

C-7, Wagle Industrial Estate, Road No. 12, Thane 400 604, Maharashtra, India
 CIN : L28100MH1907PLC000252, Tel.: +91 2261174000, 25821727/46, Fax: +91 22 25823478
 Email : jostfact@josts.in Website: www.josts.com
 (Registered Office : Great Social Building, 60 Sir Phirozeshah Mehta Road, Mumbai 400 001)

STANDALONE SEGMENTWISE REVENUE, RESULTS, ASSETS AND LIABILITIES FOR THE QUARTER AND HALF YEAR ENDED 30TH SEPTEMBER, 2020

Particulars	Rs. (in lakhs)					
	Quarter ended 30th September, 2020	Quarter ended 30th June, 2020	Quarter ended 30th September, 2019	Half year ended 30th September, 2020	Half year ended 30th September, 2019	Year ended 31st March, 2020
	Unaudited	Unaudited	Unaudited	Unaudited	Unaudited	Audited
1 Segment Revenue						
a Material Handling	1,409.91	615.68	1,447.06	2,025.59	2,672.81	5,241.09
b Engineered Products	589.22	584.28	1,057.68	1,173.50	1,888.38	5,080.84
c Un-allocated	11.41	18.46	4.28	29.87	5.37	33.99
Total	2,010.54	1,218.42	2,509.02	3,228.96	4,566.56	10,355.92
Net sales / Income From Operations	2,010.54	1,218.42	2,509.02	3,228.96	4,566.56	10,355.92
2 Segment Results						
Profit (+)/Loss(-) before tax and interest from each segment						
a Material Handling	19.72	(3.85)	(28.02)	15.87	(41.46)	(44.82)
b Engineered Products	142.98	169.81	234.51	312.79	468.68	1,193.29
Total	162.70	165.96	206.49	328.66	427.22	1,148.47
Less: i) Interest	9.57	19.58	40.15	29.15	79.89	150.33
ii) Other unallocable expenditure	81.12	54.79	160.31	135.91	309.03	490.67
iii) Exceptional Item	-	-	-	-	-	383.77
Add: iv) Un-allocable income	11.41	18.46	4.28	29.87	5.37	33.99
Total Profit / (Loss) Before Tax	83.42	110.05	10.31	193.47	43.67	157.89
3 Segment Assets						
a Material Handling	2,819.61	2,707.99	3,469.00	2,819.61	3,469.00	3,152.07
b Engineered Products	1,311.60	2,008.31	1,890.94	1,311.60	1,890.94	2,417.14
c Un-allocated	1,436.85	1,113.35	1,394.96	1,436.85	1,394.96	1,911.42
Total Assets	5,568.06	5,829.65	6,754.90	5,568.06	6,754.90	7,480.63
4 Segment Liabilities						
a Material Handling	1,518.69	1,385.34	1,630.15	1,518.69	1,630.15	1,764.28
b Engineered Products	1,105.55	1,317.01	1,331.62	1,105.55	1,331.62	1,547.94
d Un-allocated	167.41	380.01	1,187.19	167.41	1,187.19	1,499.67
Total Liabilities	2,791.65	3,082.36	4,148.96	2,791.65	4,148.96	4,811.89



Since 1907

Jost's Engineering Company Limited

C-7, Wagle Industrial Estate, Road No. 12, Thane 400 604, Maharashtra, India

CIN : L28100MH1907PLC000252 , Tel.: +91 2261174000, 25821727/46, Fax: +91 22 25823478

Email : jostfact@josts.in

Website: www.josts.com

(Registered Office : Great Social Building, 60 Sir Phirozeshah Mehta Road, Mumbai 400 001)

Notes

- 1 This statement has been prepared in accordance with the Companies (Indian Accounting Standards) Rules, 2015 (Ind AS) prescribed under Section 133 of the Companies Act, 2013 read with rule 3 of the Companies (Indian Accounting Standard) Rules, 2015, as amended.
- 2 The Company has considered the possible impact of COVID-19 pandemic on its operations, liquidity position and recoverability of its asset balances at 30th September, 2020 based on the internal and external information upto the date of approval of these financial results. The impact of COVID-19 may be different from that estimated as at the date of approval of these financial results and management will continue to monitor any material changes arising due to the impact of this pandemic on financial and operational performance of the Company and take necessary measures to address the situation.
- 3 The Code on Social Security, 2020 ('Code') relating to employee benefits, during employment and post-employment, received Presidential assent on September 28, 2020. The Code has been published in the Gazette of India. However, the date on which the Code will come into effect has not been notified and the rules for quantifying the financial impact are yet to be framed. In view of this, the Company will assess and record the financial impact of the Code when it comes.
- 4 The above results were reviewed and recommended by the Audit Committee and approved by the Board of Directors at the meeting held on 10th November, 2020. There are no qualifications in the review report issued for the quarter and half year ended 30th September, 2020.
- 5 Figures for the earlier period (s) have been regrouped, wherever necessary.

For Jost's Engineering Company Limited

Jai Prakash Agarwal
Chairman

Place: Mumbai

Date: 10th November, 2020

Independent Auditor’s Review Report on Quarterly and Year to Date Unaudited Consolidated Financial Results of the Company pursuant to Regulation 33 of the SEBI (Listing Obligation and Disclosure Requirements) Regulations, 2015, as amended

Review Report to The Board of Directors

Jost’s Engineering Company Limited

1. We have reviewed the accompanying Statement of Unaudited Consolidated Financial Results of **Jost’s Engineering Company Limited** (“the Holding Company”) and its subsidiary (the Holding Company and its Subsidiary together referred to as “ the Group”) for the quarter ended September 30, 2020 and year to date from April 1, 2020 to September 30, 2020 (the “Statement”) being submitted by the Holding Company pursuant to the requirement of Regulation 33 of the SEBI (Listing Obligations and Disclosure Requirements) Regulations, 2015, as amended (the “Listing Regulations”).
2. This Statement, which is the responsibility of the Holding Company’s Management and approved by the Holding Company’s Board of Directors, has been prepared in accordance with the recognition and measurement principles laid down in the Indian Accounting Standards 34 “Interim Financial Reporting” (“Ind AS 34”), prescribed under section 133 of the Companies Act 2013 as amended read with relevant rules issued thereunder and other accounting principles generally accepted in India. Our responsibility is to express a conclusion on the Statement based on our review.
3. We conducted our review of the statement in accordance with the Standard on Review Engagement (SRE) 2410, “Review of Interim Financial Information Performed by the Independent Auditor of the Entity” issued by the Institute Of Chartered Accountants of India. This standard requires that we plan and perform the review to obtain moderate assurance as to whether the Statement is free of material misstatement. A review of interim financial information consists of making inquiries, primarily of persons responsible for financial and accounting matters, and applying analytical and other review procedures. A review is substantially less in scope than an audit conducted in accordance with Standards on Auditing and consequently does not enable us to obtain assurance that we would become aware of all significant matters that might be identified in an audit. Accordingly, we do not express an audit opinion.

We also performed procedures in accordance with the Circular issued by Securities and Exchange Board of India under Regulation 33 (8) of the Listing Regulation, to the extent applicable
4. The Statement includes result of the subsidiary company, MHE Rentals India Private Limited.
5. Based on our review conducted and procedures performed as stated in paragraph 3 above and based on the consideration of the review report of other auditor referred to in paragraph 6 below, nothing has come to our attention that causes us to believe that the accompanying Statement prepared in accordance with the applicable India Accounting Standards (‘IND AS’) prescribed under section 133 of the Companies Act, 2013,as amended, read with relevant rules issued thereunder and other recognized accounting practices and policies has not disclosed the information required to be disclosed in terms of Regulation 33 of the SEBI (Listing Obligations and Disclosure Requirements) Regulations, 2015 as amended, including the manner in which it is to be disclosed, or that it contains any material mis-statement.

6. We did not review the interim financial results of the subsidiary company, MHE Rentals India Private Limited, included in the statement, whose financial information reflects total assets of Rs 2376.52 lakhs as at September 30 2020, total revenue of Rs 282.89 lakhs and Rs 468.56 lakhs and total comprehensive income of Rs 5.15 lakhs and total comprehensive loss Rs 24.09 lakhs for the quarter and half year ended September 30, 2020 respectively and Net cash inflow of Rs 7.36 lakhs for the period ended September 30, 2020 as considered in this statement. This financial information has been reviewed by the auditor of the subsidiary company whose report has been furnished to us by the management and our conclusion on the statement, in so far as it relates to the amounts and disclosures included in respect of subsidiary is based solely on the report of other auditor and procedures performed by us as stated in paragraph 3 above.

Our conclusion on the Statement is not modified in respect of matter stated in paragraph 6 above is not modified with respect to our reliance on the work done and the report of other auditor.


For Singhi & Co.
Chartered Accountants
Firm Reg. No. 302049E



Sukhendra Lodha
Partner

Membership No. 07172
UDIN 20071272AAAABS7015

Place: Mumbai
Date: 10th November, 2020



Jost's Engineering Company Limited

C-7, Wagle Industrial Estate, Road No. 12, Thane 400 604, Maharashtra, India
 CIN : L28100MH1907PLC000252 . Tel.: +91 2261174000, 25821727/46, Fax: +91 22 25823478
 Email : jostfact@josts.in Website: www.josts.com
 (Registered Office : Great Social Building, 60 Sir Phirozeshah Mehta Road, Mumbai 400 001)

STATEMENT OF UNAUDITED CONSOLIDATED FINANCIAL RESULTS FOR THE QUARTER AND HALF YEAR ENDED 30TH SEPTEMBER, 2020

Rs. (in lakhs)

Particulars	Quarter ended 30th Sep, 2020	Quarter ended 30th June, 2020	Quarter ended 30th Sep, 2019	Half Year ended 30th Sep, 2020	Half Year ended 30th Sep, 2019	Year ended 31st March, 2020
	Unaudited	Unaudited	Unaudited	Unaudited	Unaudited	Audited
INCOME						
Revenue from operations	2,243.78	1,382.18	2,799.07	3,625.96	5,150.99	11,494.91
Other income	7.58	14.83	4.43	22.41	6.52	19.27
Total Income	2,251.36	1,397.01	2,803.50	3,648.37	5,157.51	11,514.18
Expenses						
Cost of materials consumed	853.71	164.05	891.79	1,017.75	1,579.88	3,162.59
Purchases of stock-in-trade	319.28	349.56	512.16	668.84	1,164.64	3,290.27
Changes in inventories of finished goods, stock-in-trade and work-in-progress	93.97	187.27	141.57	281.24	(75.37)	(263.11)
Employee benefits expense	496.24	366.00	641.83	862.25	1,283.46	2,571.76
Finance costs	48.76	57.83	83.21	106.59	169.64	328.32
Depreciation and amortization expense	67.69	70.19	75.80	137.88	147.69	300.68
Other expenses	283.18	120.45	463.78	403.64	864.49	1,662.92
Total Expenses	2,162.83	1,315.36	2,810.14	3,478.19	5,134.43	11,053.43
III Profit before exceptional items and tax (I-II)	88.53	81.65	(6.64)	170.18	23.08	460.75
IV Exceptional items						383.77
V Profit/(loss) before tax (III-IV)	88.53	81.65	(6.64)	170.18	23.08	76.98
Less: Tax expense						
(1) Current tax	25.51	23.79	15.20	49.30	39.59	76.22
(2) Deferred tax	3.24	12.96	(14.53)	16.19	(26.34)	(10.68)
(3) Short/(Excess) provision for tax of earlier years	-	-	0.65	-	0.65	(11.89)
Total tax expense	28.75	36.75	1.32	65.49	13.90	53.65
VII Profit/(loss) for the period	59.78	44.90	(7.96)	104.69	9.18	23.33
VIII Other Comprehensive Income (OCI)						
(i) Items that will not be reclassified to profit or loss						
(a) Measurement of defined employee benefit plan	3.40	7.25	(0.38)	10.65	(0.83)	(17.77)
(b) Income tax relating to above items	(0.94)	(2.02)	0.11	(2.96)	0.23	4.66
Total Other Comprehensive Income/(loss)	2.46	5.23	(0.27)	7.69	(0.60)	(13.11)
IX Total Comprehensive Income/(loss) for the period (VII+VIII)	62.24	50.13	(8.23)	112.38	8.58	10.22
X Profit for the period attributable to :						
Share holders of the Company	57.74	56.53	(0.96)	114.27	16.56	54.46
Non-controlling interests	2.04	(11.63)	(7.00)	(9.58)	(7.38)	(31.13)
Profit for the period	59.78	44.90	(7.96)	104.69	9.18	23.33
XI Other comprehensive income attributable to:						
Share holders of the Company	2.46	5.23	(0.27)	7.69	(0.60)	(12.71)
Non controlling interest	-	-	-	-	-	(0.40)
Other comprehensive income for the period	2.46	5.23	(0.27)	7.69	(0.60)	(13.11)
XII Total comprehensive income attributable to :						
Share holders of the Company	60.20	61.76	(1.23)	121.96	15.96	41.75
Non-controlling interests	2.04	(11.63)	(7.00)	(9.58)	(7.38)	(31.53)
Total comprehensive income for the period	62.24	50.13	(8.23)	112.38	8.58	10.22
XIII Paid up equity share capital (Face value of Rs. 10 per share)	93.29	93.29	93.29	93.29	93.29	93.29
XIV Reserves excluding revaluation reserve as at Balance sheet date						2,412.71
XV Basic and Diluted Earnings per share (not on annualized basis)	6.41	4.81	(0.85)	11.22	0.98	2.50



Since 1907

Jost's Engineering Company Limited

C-7, Wagle Industrial Estate, Road No. 12, Thane 400 604, Maharashtra, India
 CIN : L28100MH1907PLC000252, Tel.: +91 2261174000, 25821727/46, Fax: +91 22 25823478
 Email : jostfact@josts.in Website: www.josts.com
 (Registered Office : Great Social Building, 60 Sir Phirozeshah Mehta Road, Mumbai 400 001)

CONSOLIDATED BALANCE SHEET AS AT 30TH SEPTEMBER 2020

Rs. (in lakhs)

Particulars	As at 30th Sep, 2020	As at 31st March, 2020
	Unaudited	Audited
ASSETS		
Non-current assets		
(a) Property, plant and equipment	2,222.42	2,296.18
(b) Capital work-in-progress	21.36	21.36
(c) Right of use asset	15.64	69.57
(d) Intangible assets	22.71	26.30
(e) Financial assets	-	-
(i) Investments	1.03	1.03
(ii) Other financial assets	31.37	30.30
(f) Deferred tax assets (net)	136.81	171.49
Total Non-current assets	2,451.34	2,616.23
Current assets		
(a) Inventories	1,034.86	1,511.92
(b) Financial assets		
(i) Investments	13.17	12.71
(ii) Trade receivables	2,610.91	3,371.82
(iii) Cash and cash equivalents	182.06	103.80
(iv) Other balances with bank	251.57	639.32
(v) Loans	12.50	9.67
(vi) Other financial assets	25.20	29.74
(c) Current tax assets	26.31	46.56
(d) Other current assets	630.76	879.45
Total current assets	4,787.34	6,604.99
TOTAL ASSETS	7,238.68	9,221.22
EQUITY AND LIABILITIES		
EQUITY		
Equity share capital	93.29	93.29
Other equity	2,507.55	2,412.71
NCI	304.54	314.11
Total equity	2,905.38	2,820.11
LIABILITIES		
Non-current liabilities		
(a) Financial liabilities		
(i) Borrowings	664.86	803.48
(b) Provisions	207.27	250.62
(c) Other non-current liabilities	39.45	71.83
Total non-current liabilities	911.58	1,125.93
Current liabilities		
(a) Financial liabilities		
(i) Borrowings	224.90	1,453.54
(ii) Trade payables		
Due to micro and small enterprises	68.77	169.17
Due to others	1,386.09	1,897.03
(iii) Other financial liabilities	757.03	734.63
(b) Other current liabilities	879.90	931.20
(c) Provisions	91.65	89.61
(d) Current tax liabilities	13.38	-
Total Current Liabilities	3,421.72	5,275.18
Total liabilities	4,333.30	6,401.11
TOTAL EQUITY AND LIABILITIES	7,238.68	9,221.22



Since 1907

Jost's Engineering Company Limited

C-7, Wagle Industrial Estate, Road No. 12, Thane 400 604, Maharashtra, India
 CIN : L28100MH1907PLC000252, Tel.: +91 22 61174000, 25821727/46, Fax: +91 22 25823478
 Email : jostfact@josts.in Website: www.josts.com
 (Registered Office : Great Social Building, 60 Sir Phirozeshah Mehta Road, Mumbai 400 001)

CONSOLIDATED CASH FLOW STATEMENT FOR HALF YEAR ENDED 30TH SEPTEMBER 2020

Rs. (in lakhs)

Particulars	For half year ended 30th September, 2020	For half year ended 30th September, 2019
	Unaudited	Unaudited
A. CASH FLOW FROM OPERATING ACTIVITIES		
NET PROFIT/ (LOSS) BEFORE TAX & AFTER EXCEPTIONAL ITEM	170.18	23.08
ADJUSTMENTS FOR:		
Depreciation	137.89	147.68
(Profit) /Loss on sale of assets	-	(0.13)
Fair value gain on Mutual fund investment	(0.46)	-
Income on termination of lease	(8.17)	-
Dividend income	(0.46)	(0.32)
Interest expense	96.50	150.56
Interest income	(11.17)	(5.50)
Provision for doubtful debts	(1.76)	83.15
Bad debts & Deposits written off during the year	11.53	0.12
	394.08	398.64
OPERATING PROFIT BEFORE WORKING CAPITAL CHANGES		
Adjustments for (increase) and decrease in operating assets		
Trade receivables	817.28	(58.21)
Inventories	471.70	83.06
Trade payables	(576.81)	(204.55)
Other current financial assets	1.12	11.45
Other current financial liabilities	(197.95)	(53.85)
Other current liabilities	(22.82)	(31.24)
Other current asset	247.89	(51.88)
Loans	-	0.37
Other non current liability	1.00	(10.76)
Change in provisions	(41.32)	(40.77)
Change in Current tax liability	26.16	1.17
	1,120.33	43.43
CASH GENERATED FROM OPERATIONS		
Taxes paid (Net of refunds)	7.48	(14.35)
	1,127.81	29.08
NET CASH GENERATED FROM OPERATING ACTIVITIES	A	
B. CASH FLOW FROM INVESTING ACTIVITIES		
Purchase of Property, Plant and Equipment, Intangible assets and Capital WIP	0.87	(109.10)
Sale of Property, Plant and Equipment	(52.55)	0.25
Investment in deposits	(0.58)	(3.63)
Purchase of Investments	-	(0.20)
Interest received	11.17	5.50
Dividend received	0.46	0.32
	(40.63)	(106.86)
NET CASH USED IN INVESTING ACTIVITIES	B	
C. CASH FLOW FROM FINANCING ACTIVITIES		
Proceeds from borrowings	455.06	(6.82)
Repayment of borrowings	(803.39)	(202.68)
Dividend paid (including tax)	(25.28)	(33.74)
Repayment of lease liability	(9.43)	(17.53)
Interest paid	(96.50)	(143.98)
	(479.54)	(404.75)
NET CASH USED IN FINANCING ACTIVITIES	C	
NET INCREASE/(DECREASE) IN CASH AND CASH EQUIVALENTS	A+B+C	
Add: Cash and cash equivalents at the beginning of the year	607.64	(482.53)
Cash and cash equivalents at the end of the year	(174.01)	(48.29)
	433.63	(530.82)
Cash and cash equivalents as per above comprises of the following :		
Cash and cash equivalent	182.06	39.08
Other bank balances	251.57	179.23
	433.63	218.31
Bank Overdraft	-	(749.13)
Balances as per statement of Cash Flows	433.63	(530.82)



Since 1907

Jost's Engineering Company Limited

C-7, Wagle Industrial Estate, Road No. 12, Thane 400 604, Maharashtra, India
 CIN : L28100MH1907PLC000252 . Tel.: +91 2261174000, 25821727/46, Fax: +91 22 25823478
 Email : jostfact@josts.in Website: www.josts.com
 (Registered Office : Great Social Building, 60 Sir Phirozeshah Mehta Road, Mumbai 400 001)

CONSOLIDATED SEGMENTWISE REVENUE, RESULTS, ASSETS AND LIABILITIES FOR THE QUARTER AND HALF YEAR ENDED 30TH SEPTEMBER, 2020

Rs. (in lakhs)

Particulars	Quarter ended 30th September, 2020	Quarter ended 30th June, 2020	Quarter ended 30th September, 2019	Half year ended 30th September, 2020	Half year ended 30th September, 2019	Year ended 31st March, 2020
	Unaudited	Unaudited	Unaudited	Unaudited	Unaudited	Audited
1 Segment Revenue						
a Material Handling	1,367.87	608.59	1,432.89	1,976.45	2,629.06	5,170.96
b Engineered Products	589.22	584.28	1,057.68	1,173.50	1,888.38	5,080.84
c MHE Rentals	280.86	185.68	308.65	466.54	634.70	1,228.39
d Un-allocated	13.41	18.46	4.28	31.88	5.37	33.99
Total	2,251.36	1,397.01	2,803.50	3,648.37	5,157.51	11,514.18
Net sales / Income From Operations	2,251.36	1,397.01	2,803.50	3,648.37	5,157.51	11,514.18
2 Segment Results						
Profit (+)/Loss(-) before tax and Interest from each segment						
a Material Handling	19.72	(3.85)	(28.05)	15.87	(41.49)	(44.82)
b Engineered Products	143.01	169.79	234.48	312.79	468.65	1,193.29
c MHE Rentals	5.15	(29.23)	(17.60)	(24.09)	(18.55)	(78.28)
Total	167.88	136.71	188.83	304.57	408.61	1,070.19
Less: i) Interest	48.76	57.83	83.21	106.59	169.64	328.32
ii) Other unallocable expenditure	44.01	15.69	116.54	59.68	221.26	315.11
iii) Exceptional Item	-	-	-	-	-	383.77
Add: iv) Un-allocable income	13.42	18.46	4.28	31.88	5.37	33.99
Total Profit / (Loss) Before Tax	88.53	81.65	(6.64)	170.18	23.08	76.98
3 Segment Assets						
a Material Handling	2,819.61	2,707.99	3,469.00	2,819.61	3,469.00	3,152.07
b Engineered Products	1,311.60	2,008.31	1,890.94	1,311.60	1,890.94	2,417.14
c MHE Rentals	2,376.52	2,398.22	2,523.59	2,376.52	2,523.59	2,445.16
d Un-allocated	730.95	444.91	697.91	730.95	697.91	1,206.85
Total Assets	7,238.68	7,559.43	8,581.44	7,238.68	8,581.44	9,221.22
4 Segment Liabilities						
a Material Handling	1,518.69	1,385.34	1,630.15	1,518.69	1,630.15	1,764.28
b Engineered Products	1,105.55	1,317.01	1,331.62	1,105.55	1,331.62	1,547.94
c MHE Rentals	1,610.80	1,637.66	1,673.03	1,610.80	1,673.03	1,655.36
d Un-allocated	98.26	380.02	1,128.17	98.26	1,128.17	1,433.53
Total Liabilities	4,333.30	4,720.03	5,762.97	4,333.30	5,762.97	6,401.11



Since 1907

Jost's Engineering Company Limited

C-7, Wagle Industrial Estate, Road No. 12, Thane 400 604, Maharashtra, India
CIN : L28100MH1907PLC000252 , Tel.: +91 2261174000, 25821727/46, Fax : +91 22 25823478
Email : jostfact@josts.in Website: www.josts.com
(Registered Office : Great Social Building, 60 Sir Phirozeshah Mehta Road, Mumbai 400 001)

Notes

- 1 This statement has been prepared in accordance with the Companies (Indian Accounting Standards) Rules, 2015 (Ind AS) prescribed under Section 133 of the Companies Act, 2013 read with rule 3 of the Companies (Indian Accounting Standard) Rules, 2015, as amended.
- 2 The Group has considered the possible impact of COVID-19 pandemic on its operations, liquidity position and recoverability of its asset balances at 30th September, 2020 based on the internal and external information upto the date of approval of these financial results. The impact of COVID-19 may be different from that estimated as at the date of approval of these financial results and management will continue to monitor any material changes arising due to the impact of this pandemic on financial and operational performance of the Group and take necessary measures to address the situation.
- 3 The Code on Social Security, 2020 ("Code") relating to employee benefits, during employment and post-employment, received Presidential assent on September 28, 2020. The Code has been published in the Gazette of India. However, the date on which the Code will come into effect has not been notified and the rules for quantifying the financial impact are yet to be framed. In view of this, the Company will assess and record the financial impact of the Code when it comes.
- 4 The above results were reviewed and recommended by the Audit Committee and approved by the Board of Directors at the meeting held on 10th November, 2020. There are no qualifications in the review report issued for the quarter and half year ended 30th September, 2020.
- 5 Figures for the earlier period (s) have been regrouped, wherever necessary.

For Jost's Engineering Company Limited

Jai Prakash Agarwal
Chairman

Place: Mumbai
Date: 10th November, 2020