

April 9, 2021

The Securities and Exchange Board of India  
SEBI Bhavan, Plot No. C4-A, 'G'Block  
Bandra Kurla Complex, Bandra (East)  
Mumbai – 400 051, India

Dear Sirs/Madam,

Sub: **Report under Regulation 10(7) of the SEBI (Substantial Acquisition of Shares and takeovers) Regulations, 2011, as amended ("SEBI SAST Regulations") in respect of acquisition under Regulation 10(1)(a)(ii) of SEBI SAST Regulations.**

Please find enclosed the Report under Regulation 10(7) of the SEBI SAST Regulations in respect of the acquisition of shares of JM Financial Limited made by Persepolis Investment Company Private Limited and Mr. Vishal Kampani, members of the promoter group pursuant to Regulation 10(1)(a)(ii) of SEBI SAST Regulations on March 30, 2021.

The respective intimations and report under Regulation 10(5) and 10(6) of SAST Regulations have already been filed with BSE Limited and National Stock Exchange of India Limited on March 22, 2021 and March 31, 2021 respectively.


The prescribed fees of Rs. 1,50,000/- is remitted herewith vide demand draft/pay order no. 056580 dated April 7, 2021 drawn on HDFC Bank Limited in favour of "Securities and Exchange Board of India" and payable at Mumbai.

Kindly acknowledge receipt.

Thank you.

Yours sincerely,

For **Persepolis Investment Company Private Limited (Acquirer)**



\_\_\_\_\_  
**Authorised Signatory**



\_\_\_\_\_  
**Vishal Kampani**  
(Acquirer)

Encl.: a/a

CC:

BSE Limited  
Department of Corporate Services  
1<sup>st</sup> Floor, New Trading Ring  
Rotunda Building, P J Towers  
Dalal Street, Fort,  
Mumbai 400001

National Stock Exchange of India Limited  
Exchange Plaza  
Plot No.C-1, G Block  
Bandra-Kurla Complex  
Bandra (East)  
Mumbai – 400 051

JM Financial Limited  
7th Floor, Cnergy  
Appasaheb Marathe Marg, Prabhadevi,  
Mumbai – 400025

**Format under Regulation 10(7) – Report to SEBI in respect of any acquisition made in reliance upon exemption provided for in regulation 10(1)(a)(ii) of SEBI (Substantial Acquisition of Shares and Takeovers) Regulations, 2011, as amended (“SEBI SAST Regulations”)**

<b>1</b>	<b>General Details</b>	
	a. Name, address, telephone no., e-mail of acquirer(s) {In case there are multiple acquirers, provide full contact details of any one acquirer (the correspondent acquirer) with whom SEBI shall correspond.}	The details of one of the acquirers is given below: Persepolis Investment Company Private Limited Address: 141 Maker Chambers III, Nariman Point, Mumbai 400021 Tel No.: 022 66303030 Email id: <a href="mailto:Glenys.Crasta@jmfl.com">Glenys.Crasta@jmfl.com</a>
	b. Whether sender is the acquirer (Y/N)	Yes.
	c. If not, whether the sender is duly authorized by the acquirer to act on his behalf in this regard (enclose copy of such authorization)	Not Applicable.
	d. Name, address, Tel no. and e-mail of sender, if sender is not the acquirer	Not Applicable.
<b>2</b>	<b>Compliance of Regulation 10(7)</b>	
	a. Date of report	April 9, 2021.
	b. Whether report has been submitted to SEBI within 21 working days from the date of the acquisition	Yes, the report is being submitted to SEBI within 21 days from the date of acquisition viz., March 30, 2021.
	c. Whether the report is accompanied with fees as required under Regulation 10(7)	Yes, demand draft No. 056580 dated April 7, 2021 for Rs. 1,50,000 drawn on HDFC Bank Limited is enclosed towards fees.
<b>3</b>	<b>Compliance of Regulation 10(5)</b>	
	a. Whether the report has been filed with the Stock Exchanges where the shares of the Company are listed at least 4 working days before the date of the proposed acquisition.	Yes, the report was filed with the stock exchanges on March 22, 2021 and the acquisition was made on March 30, 2021.
	b. Date of Report	March 22, 2021.
<b>4</b>	<b>Compliance of Regulation 10(6)</b>	
	a. Whether the report has been filed with the Stock Exchanges where the shares of the Company are listed within 4 working days of the acquisition.	Yes, the report dated March 31, 2021 was filed with the Stock Exchanges within 4 working days from the date of acquisition viz., March 30, 2021.
	b. Date of Report	March 31, 2021.
<b>5</b>	<b>Details of the Target Company</b>	
	a. Name & address of TC	JM Financial Limited Add: 7th Floor, Energy, Appasaheb Marathe, Marg, Prabhadevi, Mumbai, Maharashtra 400025

	b.	Name of the Stock Exchange(s) where the shares of the TC are listed	1) BSE Limited 2) National Stock Exchange of India Limited			
<b>6 Details of the acquisition</b>						
	a.	Date of acquisition	March 30, 2021.			
	b.	Acquisition price per share (in Rs.)	Rs. 88.25 /- per equity share <sup>(1)</sup>			
	c.	Regulation which would have been triggered off, had the report not been filed under Regulation 10(7). (whether Regulation 3(1), 3(2), 4 or 5)	Not Applicable, as the Inter se transfer of shares is aggregating 0.12% of the paid up capital only.			
	d.	Shareholding of acquirer(s) and PAC individually in TC (in terms of no. & as a percentage of the total share/voting capital of the TC)	Before the acquisition		After the acquisition	
			No. of Shares	% w.r.t total share capital of TC	No. of Shares	% w.r.t total share capital of TC
		<b>Acquirer(s) <sup>(2)</sup></b>	<b>1,31,50,000</b>	<b>1.38%</b>	<b>1,42,50,000</b>	<b>1.50%</b>
		Persepolis Investment Company Private Limited	16,50,000	0.17%	22,50,000	0.24%
		Vishal Kampani	1,15,00,000	1.21%	1,20,00,000	1.26%
	e.	Shareholding of seller/s in TC (in terms of no. & as a percentage of the total share/voting capital of the TC)	Before the acquisition		After the acquisition	
			No. of Shares	% w.r.t total share capital of TC	No. of Shares	% w.r.t total share capital of TC
		<b>Seller(s)</b>				
		Aruna Nimesh Kampani	3,54,51,250	3.72%	3,43,51,250	3.60%
<b>7 Information specific to the exemption category to which the instant acquisition belongs - Regulation 10(1)(a)(ii)</b>						
	a.	Provide the names of the seller(s)	Mrs. Aruna Nimesh Kampani			
	b.	Specify the relationship between the acquirer(s) and the seller(s).	Acquirers and Seller are persons named as part of the promoter group and/or persons acting in concert.			
	c.	Shareholding of the acquirer and the seller/s in the TC during the three years prior to the proposed acquisition	Year – 1 (2018)	Year -2 (2019)	Year-3 (2020)	
		<b>Acquirer(s) <sup>(2)</sup></b>	<b>1,21,50,000</b>	<b>1,30,00,000</b>	<b>1,31,50,000</b>	
		Persepolis Investment Company Private Limited	16,50,000	16,50,000	16,50,000	
		Vishal Kampani	1,05,00,000	1,13,50,000	1,15,00,000	

	<b>Sellers(s)</b>			
	Aruna Nimesh Kampani	3,84,51,250	3,84,51,250	3,54,51,250
d.	Confirm that the acquirer(s) and the seller/s have been named promoters in the shareholding pattern filed by the target company in terms of the listing agreement or the Takeover Regulations. Provide copies of such filings under the listing agreement or the Takeover Regulations.	<p>Yes, we confirm that the acquirer and the sellers have been named as part of the promoter group in the shareholding pattern filed by the target company.</p> <p>Copies of the Shareholding pattern filed by the Target Company are enclosed and marked as '<b>Annexure A</b>'.</p> <p>a) Quarter ended March 31, 2018 b) Quarter ended March 31, 2019 and c) Quarter ended March 31, 2020</p>		
e.	If shares of the TC are frequently traded, volume-weighted average market price (VWAP) of such shares for a period of sixty trading days preceding the date of issuance of notice regarding the proposed acquisition to the stock exchanges where the TC is listed.	Rs. 91.09 per equity share.		
f.	If shares of the TC are infrequently traded, the price of such shares as determined in terms of clause (e) of sub-regulation (2) of regulation 8.	Not Applicable.		
g.	Confirm whether the acquisition price per share is not higher by more than twenty-five percent of the price as calculated in (e) or (f) above as applicable	We hereby confirm that the acquisition price per share of Rs. 88.25 is not higher by more than twenty five percent of the price as calculated in (e) above i.e., Rs. 91.09.		
h.	Date of issuance of notice regarding the proposed acquisition to the stock exchanges where the TC is listed	March 22, 2021.		
i.	Whether the acquirers as well as sellers have complied (during 3 years prior to the date of acquisition) with the provisions of Chapter V of the Takeover Regulations (corresponding provisions of the repealed Takeover Regulations 1997) (Y/N). If yes, specify applicable regulation/s as well as date on which the requisite disclosures were made along with the copies of the same.	<p>Yes, the acquirers hereby confirm that both Seller and Acquirers have complied with the provisions of Chapter V of the SEBI SAST Regulations.</p> <p>The disclosures filed by the acquirers under Chapter V of the SEBI SAST Regulations are enclosed and marked as '<b>Annexure B</b>'.</p>		

j	Declaration by the acquirer that all the conditions specified under regulation 10(1) (a)(ii) with respect to exemptions has been duly complied with.	The acquirers confirm that all the conditions specified under Regulation 10(1)(a)(ii) of the SEBI SAST Regulations with respect to exemptions have been duly complied with.
---	--	---

Notes:

- (1) Excluding brokerage and taxes.
- (2) Shareholding of each entity shall be shown separately as well as collectively.
- (3) Rounding-off of percentages could results in arithmetic difference.

We hereby declare that the information provided in the instant report is true and nothing has been concealed there from.

For **Persepolis Investment Company Private Limited (Acquirer)**



**Authorised Signatory**



**Vishal Kampani  
(Acquirer)**

Date: April 9, 2021  
Place: Mumbai



A/C PAYEE ONLY  
NOT NEGOTIABLE

**MANAGER'S CHEQUE**  
VALID FOR 3 MONTHS ONLY

0 7 0 4 2 0 2 1  
D M M Y Y Y Y

SECURITIES AND EXCHANGE BOARD OF INDIA

Pay

अदा करें

Rupees

रुपये

ONE LAKH FIFTY THOUSAND ONLY

Or Order

या उसके आदेश पर

₹ \*1,50,000.00

FOR VALUE RECEIVED

PERSEPOLIS INVESTMENT CO PVT LTD

PRABHADEVI

MUMBAI - 400 025

REF. No. 001212052987

*H. K. Kulkarni*  
15/3/2011

AUTHORISED SIGNATORIES

Please sign above

*[Signature]*

⑆056580⑆ 400210006⑆ 999989⑆ 12

Shareholding Pattern : Quarter ending : March 2018

[Archives](#)

Particular	Quarter ending : March 2018	
	Yes	No
Whether the Listed Entity has issued any partly paid up shares?		No
Whether the Listed Entity has issued any Convertible Securities ?		No
Whether the Listed Entity has issued any Warrants ?		No
Whether the Listed Entity has any shares against which depository receipts are issued?		No
Whether the Listed Entity has any shares in locked-in?		No
Whether any shares held by promoters are pledge or otherwise encumbered?		No
Whether company has equity shares with differential voting rights?		No
Whether the listed entity has any significant beneficial owner?		No

## Summary statement holding of specified securities

Category of shareholder	No. of shareholders	No. of fully paid up equity shares held	Total no. shares held	Shareholding as a % of total no. of shares (calculated as per SCRR, 1957)As a % of (A+B+C2)	No. of Voting Rights	Total as a % of Total Voting right	No. of equity shares held in dematerialized form
(A) Promoter & Promoter Group	12	52,04,88,258	52,04,88,258	62.12	52,04,88,258	62.12	52,04,88,258
(B) Public	54,772	31,73,92,000	31,73,92,000	37.88	31,73,92,000	37.88	31,39,21,733
(C1) Shares underlying DRs				0.00		0.00	
(C2) Shares held by Employee Trust				0.00		0.00	
(C) Non Promoter-Non Public				0.00		0.00	
Grand Total	54,784	83,78,80,258	83,78,80,258	100.00	83,78,80,258	100.00	83,44,09,991

Note: C=C1+C2  
Grand Total=A+B+C

- ▶ Statement showing shareholding pattern of the Promoter and Promoter Group
- ▶ Statement showing shareholding pattern of the Public shareholder
- ▶ Statement showing shareholding pattern of the Non Promoter- Non Public shareholder
- ▶ Details of Disclosure by Trading Members (TM) holding 1% or more of the Total No. of Shares.

4/9/2021

Shareholding Pattern



Shareholding Pattern

JM FINANCIAL LTD.-\$

Scrip Code : 523405

Quarter Ending : March 2018

## Statement showing shareholding pattern of the Promoter and Promoter Group

Category of shareholder	Nos. of shareholders	No. of fully paid up equity shares held	Total nos. shares held	Shareholding as a % of total no. of shares (calculated as per SCRR, 1957)As a % of (A+B+C2)	Number of equity shares held in dematerialized form
<b>A1) Indian</b>				<b>0.00</b>	
<b>Individuals/Hindu undivided Family</b>	<b>5</b>	<b>19,23,08,750</b>	<b>19,23,08,750</b>	<b>22.95</b>	<b>19,23,08,750</b>
Nimesh Kampani	1	13,41,07,500	13,41,07,500	16.01	13,41,07,500
Aruna Kampani	1	3,84,51,250	3,84,51,250	4.59	3,84,51,250
Amishi Kampani	1	80,00,000	80,00,000	0.95	80,00,000
Vishal Kampani	1	1,05,00,000	1,05,00,000	1.25	1,05,00,000
Nimesh Kampani HUF	1	12,50,000	12,50,000	0.15	12,50,000
Ashith Kampani				0.00	
<b>Any Other (specify)</b>	<b>7</b>	<b>32,81,79,508</b>	<b>32,81,79,508</b>	<b>39.17</b>	<b>32,81,79,508</b>
J M Financial And Investment Consultancy Services Private Limited	1	20,34,06,600	20,34,06,600	24.28	20,34,06,600
J M Assets Management Private Limited	1	10,30,42,908	10,30,42,908	12.30	10,30,42,908
JSB Securities Limited	1	65,05,000	65,05,000	0.78	65,05,000
SNK Investments Private Limited	1	1,17,60,000	1,17,60,000	1.40	1,17,60,000
Persepolis Investment Company	1	16,50,000	16,50,000	0.20	16,50,000



4/9/2021

Shareholding Pattern

Private Limited					
Kampani Consultants Limited	1	6,85,000	6,85,000	0.08	6,85,000
JM Financial Trustee Company Private Limited	1	11,30,000	11,30,000	0.13	11,30,000
<b>Sub Total A1</b>	<b>12</b>	<b>52,04,88,258</b>	<b>52,04,88,258</b>	<b>62.12</b>	<b>52,04,88,258</b>
<b>A2) Foreign</b>				<b>0.00</b>	
<b>A=A1+A2</b>	<b>12</b>	<b>52,04,88,258</b>	<b>52,04,88,258</b>	<b>62.12</b>	<b>52,04,88,258</b>

4/9/2021

Shareholding Pattern Public ShareHolder



Shareholding Pattern Public Shareholder

JM FINANCIAL LTD.-\$

Scrip Code : 523405

Quarter ending : March 2018

## Statement showing shareholding pattern of the Public shareholder

Category & Name of the Shareholders	No. of shareholder	No. of fully paid up equity shares held	Total no. shares held	Shareholding % calculated as per SCRR, 1957 As a % of (A+B+C2)	No. of Voting Rights	Total as a % of Total Voting right	No. of equity shares held in dematerialized form(Not Applicable)
<b>B1) Institutions</b>	0	0		0.00		0.00	
<b>Mutual Funds/</b>	9	33620152	3,36,20,152	4.01	3,36,20,152	4.01	3,36,20,152
IDFC Premier Equity Fund	1	12391138	1,23,91,138	1.48	1,23,91,138	1.48	1,23,91,138
<b>Alternate Investment Funds</b>	1	12312	12,312	0.00	12,312	0.00	12,312
<b>Foreign Portfolio Investors</b>	140	134981643	13,49,81,643	16.11	13,49,81,643	16.11	13,49,81,643
Baron Emerging Markets Fund	1	20302025	2,03,02,025	2.42	2,03,02,025	2.42	2,03,02,025
Valiant Mauritius Partners Offshore Limited	1	14073813	1,40,73,813	1.68	1,40,73,813	1.68	1,40,73,813
TIMF Holdings	1	15602096	1,56,02,096	1.86	1,56,02,096	1.86	1,56,02,096
Valiant Mauritius Partners Limited	1	9480359	94,80,359	1.13	94,80,359	1.13	94,80,359
<b>Financial Institutions/ Banks</b>	3	745484	7,45,484	0.09	7,45,484	0.09	7,45,484
<b>Sub Total B1</b>	153	169359591	16,93,59,591	20.21	16,93,59,591	20.21	16,93,59,591
<b>B2) Central Government/ State Government(s)/ President of India</b>	0	0		0.00		0.00	

4/9/2021

## Shareholding Pattern Public ShareHolder

<b>B3) Non-Institutions</b>	0	0		0.00		0.00	
<b>Individual share capital upto Rs. 2 Lacs</b>	52585	51957156	5,19,57,156	6.20	5,19,57,156	6.20	4,85,26,639
<b>Individual share capital in excess of Rs. 2 Lacs</b>	45	41419534	4,14,19,534	4.94	4,14,19,534	4.94	4,14,19,534
<b>NBFCs registered with RBI</b>	12	653969	6,53,969	0.08	6,53,969	0.08	6,53,969
<b>Any Other (specify)</b>	1977	54001750	5,40,01,750	6.45	5,40,01,750	6.45	5,39,62,000
Bodies Corporate	765	20714750	2,07,14,750	2.47	2,07,14,750	2.47	2,06,80,000
Clearing Members	180	791475	7,91,475	0.09	7,91,475	0.09	7,91,475
Non-Resident Indian (NRI)	1021	14498569	1,44,98,569	1.73	1,44,98,569	1.73	1,44,93,569
Vikram Shankar Pandit	1	11646939	1,16,46,939	1.39	1,16,46,939	1.39	1,16,46,939
IEPF	1	1165283	11,65,283	0.14	11,65,283	0.14	11,65,283
Trusts	10	16831673	1,68,31,673	2.01	1,68,31,673	2.01	1,68,31,673
Azim Premji Trust	1	15335974	1,53,35,974	1.83	1,53,35,974	1.83	1,53,35,974
<b>Sub Total B3</b>	54619	148032409	14,80,32,409	17.67	14,80,32,409	17.67	14,45,62,142
<b>B=B1+B2+B3</b>	54772	317392000	31,73,92,000	37.88	31,73,92,000	37.88	31,39,21,733

Details of the shareholders acting as persons in Concert including their Shareholding (No. and %):

Details of Shares which remain unclaimed may be given here along with details such as number of shareholders, outstanding shares held in demat/unclaimed suspense account, voting rights which are frozen etc.

**Note**

- (1) PAN would not be displayed on website of Stock Exchange(s).
- (2) The above format needs to disclose name of all holders holding more than 1% of total number of shares
- (3) W.r.t. the information pertaining to Depository Receipts, the same may be disclosed in the respective columns to the extent information available,.

4/9/2021

Shareholding Pattern Non-Promoter-Non Public



Shareholding Pattern Non Promoter-Non Public

JM FINANCIAL LTD.-\$

Scrip Code : 523405

Quarter ending : March 2018

## Statement showing shareholding pattern of the Non Promoter- Non Public shareholder

Category & Name of the Shareholders(I)	No. of shareholder(III)	No. of fully paid up equity shares held(IV)	Total no. shares held(VII = IV+V+VI)	Shareholding % calculated as per SCRR, 1957 As a % of (A+B+C2) (VIII)	Number of equity shares held in dematerialized form(XIV)(Not Applicable)
C1) Custodian/DR Holder	0	0		0.00	
C2) Employee Benefit Trust	0	0		0.00	

**Note**

- (1) PAN would not be displayed on website of Stock Exchange(s).  
 (2) The above format needs to disclose name of all holders holding more than 1% of total number of shares  
 (3) W.r.t. the information pertaining to Depository Receipts, the same may be disclosed in the respective columns to the extent information available..

4/9/2021

Shareholding Pattern



Shareholding Pattern

JM FINANCIAL LTD.-\$

Scrip Code : 523405

Quarter ending : March 2018

Details of disclosure made by the Trading Members holding 1% or more of the Total No. of shares of the company.

Sl. No.	Name of the Trading Member	Name of the Beneficial Owner	No. of shares held	% of total no. of shares	Date of reporting by the Trading Member
-	NIL	NIL	NIL	NIL	NIL

Quarter ending : March 2019

Particular	Yes/No
Whether the Listed Entity has issued any partly paid up shares?	No
Whether the Listed Entity has issued any Convertible Securities ?	No
Whether the Listed Entity has issued any Warrants ?	No
Whether the Listed Entity has any shares against which depository receipts are issued?	No
Whether the Listed Entity has any shares in locked-in?	No
Whether any shares held by promoters are pledge or otherwise encumbered?	No
Whether company has equity shares with differential voting rights?	No
Whether the listed entity has any significant beneficial owner?	-

## Summary statement holding of specified securities

Category of shareholder	No. of shareholders	No. of fully paid up equity shares held	Total no. shares held	Shareholding as a % of total no. of shares (calculated as per SCRR, 1957)As a % of (A+B+C2)	No. of Voting Rights	Total as a % of Total Voting right	No. of equity shares held in dematerialized form
(A) Promoter & Promoter Group	12	52,13,38,258	52,13,38,258	62.07	52,13,38,258	62.07	52,13,38,258
(B) Public	58,938	31,85,93,205	31,85,93,205	37.93	31,85,93,205	37.93	31,58,05,563
(C1) Shares underlying DRs				0.00		0.00	
(C2) Shares held by Employee Trust				0.00		0.00	
(C) Non Promoter-Non Public				0.00		0.00	
Grand Total	58,950	83,99,31,463	83,99,31,463	100.00	83,99,31,463	100.00	83,71,43,821

Note: C=C1+C2  
Grand Total=A+B+C

- ▶ Statement showing shareholding pattern of the Promoter and Promoter Group
- ▶ Statement showing shareholding pattern of the Public shareholder
- ▶ Statement showing shareholding pattern of the Non Promoter- Non Public shareholder
- ▶ Company Remarks
- ▶ Details of Disclosure by Trading Members (TM) holding 1% or more of the Total No. of Shares.



## Shareholding Pattern

## JM FINANCIAL LTD.-\$

Scrip Code : 523405

Quarter Ending : March 2019

## Statement showing shareholding pattern of the Promoter and Promoter Group

Category of shareholder	Nos. of shareholders	No. of fully paid up equity shares held	Total nos. shares held	Shareholding as a % of total no. of shares (calculated as per SCRR, 1957) As a % of (A+B+C2)	Number of equity shares held in dematerialized form
<b>A1) Indian</b>				<b>0.00</b>	
<b>Individuals/Hindu undivided Family</b>	5	19,31,58,750	19,31,58,750	23.00	19,31,58,750
Nimesh Kampani	1	13,41,07,500	13,41,07,500	15.97	13,41,07,500
Aruna Kampani	1	3,84,51,250	3,84,51,250	4.58	3,84,51,250
Amishi Akash Gambhir	1	80,00,000	80,00,000	0.95	80,00,000
Vishal Kampani	1	1,13,50,000	1,13,50,000	1.35	1,13,50,000
Nimesh Kampani HUF	1	12,50,000	12,50,000	0.15	12,50,000
<b>Any Other (specify)</b>	7	32,81,79,508	32,81,79,508	39.07	32,81,79,508
J M Financial And Investment Consultancy Services Private Limited	1	20,34,06,600	20,34,06,600	24.22	20,34,06,600
J M Assets Management Private Limited	1	10,30,42,908	10,30,42,908	12.27	10,30,42,908
JSB Securities Limited	1	65,05,000	65,05,000	0.77	65,05,000
SNK Investments Private Limited	1	1,17,60,000	1,17,60,000	1.40	1,17,60,000
Persepolis Investment Company Private Limited	1	16,50,000	16,50,000	0.20	16,50,000
Kampani Consultants Limited	1	6,85,000	6,85,000	0.08	6,85,000

4/9/2021

Shareholding Pattern

JM Financial Trustee Company Private Limited	1	11,30,000	11,30,000	0.13	11,30,000
<b>Sub Total A1</b>	12	52,13,38,258	52,13,38,258	62.07	52,13,38,258
<b>A2) Foreign</b>				0.00	
<b>A=A1+A2</b>	12	52,13,38,258	52,13,38,258	62.07	52,13,38,258





## Shareholding Pattern Public Shareholder

## JM FINANCIAL LTD.-\$

Scrip Code : 523405

Quarter ending : March 2019

## Statement showing shareholding pattern of the Public shareholder

Category & Name of the Shareholders	No. of shareholder	No. of fully paid up equity shares held	Total no. shares held	Shareholding % calculated as per SCRR, 1957 As a % of (A+B+C2)	No. of Voting Rights	Total as a % of Total Voting right	No. of equity shares held in dematerialized form (Not Applicable)
<b>B1) Institutions</b>	0	0		0.00		0.00	
<b>Mutual Funds/</b>	8	39599021	3,95,99,021	4.71	3,95,99,021	4.71	3,95,99,021
Reliance Capital Trustee Company Limited	1	11866064	1,18,66,064	1.41	1,18,66,064	1.41	1,18,66,064
<b>Alternate Investment Funds</b>	2	806450	8,06,450	0.10	8,06,450	0.10	8,06,450
<b>Foreign Portfolio Investors</b>	120	150290634	15,02,90,634	17.89	15,02,90,634	17.89	15,02,90,634
Valiant Mauritius Partners Offshore Limited	1	22017954	2,20,17,954	2.62	2,20,17,954	2.62	2,20,17,954
Baron Emerging Markets Fund	1	20658022	2,06,58,022	2.46	2,06,58,022	2.46	2,06,58,022
SAIF India VI FII Holdings Limited	1	15121775	1,51,21,775	1.80	1,51,21,775	1.80	1,51,21,775
TIMF Holdings	1	14288022	1,42,88,022	1.70	1,42,88,022	1.70	1,42,88,022
Valiant Mauritius Partners Limited	1	12553218	1,25,53,218	1.49	1,25,53,218	1.49	1,25,53,218
The Wellington Trust Company National Association Multiple Common Trust Funds Trust Emerging Markets Local Equity Portfolio	1	10328131	1,03,28,131	1.23	1,03,28,131	1.23	1,03,28,131
<b>Financial Institutions/ Banks</b>	2	555311	5,55,311	0.07	5,55,311	0.07	5,55,311

4/9/2021

## Shareholding Pattern Public ShareHolder

<b>Sub Total B1</b>	132	191251416	19,12,51,416	22.77	19,12,51,416	22.77	19,12,51,416
<b>B2) Central Government/ State Government(s)/ President of India</b>	0	0		0.00		0.00	
<b>B3) Non-Institutions</b>	0	0		0.00		0.00	
<b>Individual share capital upto Rs. 2 Lacs</b>	56706	51527303	5,15,27,303	6.13	5,15,27,303	6.13	4,87,78,161
<b>Individual share capital in excess of Rs. 2 Lacs</b>	50	42640916	4,26,40,916	5.08	4,26,40,916	5.08	4,26,40,916
<b>NBFCs registered with RBI</b>	10	41239	41,239	0.00	41,239	0.00	41,239
<b>Any Other (specify)</b>	2040	33132331	3,31,32,331	3.94	3,31,32,331	3.94	3,30,93,831
Bodies Corporate	703	16831041	1,68,31,041	2.00	1,68,31,041	2.00	1,68,02,541
Clearing Members	161	481807	4,81,807	0.06	4,81,807	0.06	4,81,807
Non-Resident Indian (NRI)	1168	14495831	1,44,95,831	1.73	1,44,95,831	1.73	1,44,85,831
Vikram Shankar Pandit	1	11646939	1,16,46,939	1.39	1,16,46,939	1.39	1,16,46,939
Trusts	5	4600	4,600	0.00	4,600	0.00	4,600
IEPF	1	1318809	13,18,809	0.16	13,18,809	0.16	13,18,809
Foreign Nationals	2	243	243	0.00	243	0.00	243
<b>Sub Total B3</b>	58806	127341789	12,73,41,789	15.16	12,73,41,789	15.16	12,45,54,147
<b>B=B1+B2+B3</b>	58938	318593205	31,85,93,205	37.93	31,85,93,205	37.93	31,58,05,563

Details of the shareholders acting as persons in Concert including their Shareholding (No. and %):

Details of Shares which remain unclaimed may be given here along with details such as number of shareholders, outstanding shares held in demat/unclaimed suspense account, voting rights which are frozen etc.

**Note**

(1) PAN would not be displayed on website of Stock Exchange(s).

(2) The above format needs to disclose name of all holders holding more than 1% of total number of shares

(3) W.r.t. the information pertaining to Depository Receipts, the same may be disclosed in the respective columns to the extent information available..

4/9/2021

Shareholding Pattern Non-Promoter-Non Public



Shareholding Pattern Non Promoter-Non Public

JM FINANCIAL LTD.-\$

Scrip Code : 523405

Quarter ending : March 2019

## Statement showing shareholding pattern of the Non Promoter- Non Public shareholder

Category & Name of the Shareholders(I)	No. of shareholder(III)	No. of fully paid up equity shares held(IV)	Total no. shares held(VII = IV+V+VI)	Shareholding % calculated as per SCRR, 1957 As a % of (A+B+C2) (VIII)	Number of equity shares held in dematerialized form(XIV)(Not Applicable)
C1) Custodian/DR Holder	0	0		0.00	
C2) Employee Benefit Trust	0	0		0.00	

**Note**

- (1) PAN would not be displayed on website of Stock Exchange(s).
- (2) The above format needs to disclose name of all holders holding more than 1% of total number of shares
- (3) W.r.t. the information pertaining to Depository Receipts, the same may be disclosed in the respective columns to the extent information available,.

4/9/2021

Shareholding Pattern



Shareholding Pattern

JM FINANCIAL LTD.-\$

Scrip Code : 523405

Quarter ending : March 2019

Note: 1. Number of Shareholders are consolidated on the basis of PAN. 2. Promoter & Promoter Group includes person(s) having control over the Company and person(s) acting in concert (including relative of a person who is in control of the company). 3. Shareholding of the shareholders has been consolidated on the basis of PAN in accordance with the SEBI Circular No. SEBI/HO/CFD/CMD/CIR/P/2017/128 dated December 19, 2017. 4. No. of fully paid-up equity shares held in dematerialised mode are as of March 31, 2019 based on the beneficiary position with the Depositories. 5. Name of Ms. Amishi Kampani has been changed to Mrs. Amishi Akash Gambhir consequent to marriage.

4/9/2021

Shareholding Pattern



Shareholding Pattern  
JM FINANCIAL LTD.-\$

Scrip Code : 523405

Quarter ending : March 2019

Details of disclosure made by the Trading Members holding 1% or more of the Total No. of shares of the company.

Sl. No.	Name of the Trading Member	Name of the Beneficial Owner	No. of shares held	% of total no. of shares	Date of reporting by the Trading Member
-	NIL	NIL	NIL	NIL	NIL

Quarter ending : March 2020

Particular	Yes/No
Whether the Listed Entity has issued any partly paid up shares?	No
Whether the Listed Entity has issued any Convertible Securities ?	No
Whether the Listed Entity has issued any Warrants ?	No
Whether the Listed Entity has any shares against which depository receipts are issued?	No
Whether the Listed Entity has any shares in locked-in?	No
Whether any shares held by promoters are pledge or otherwise encumbered?	No
Whether company has equity shares with differential voting rights?	No
Whether the listed entity has any significant beneficial owner?	Yes

## Summary statement holding of specified securities

Category of shareholder	No. of shareholders	No. of fully paid up equity shares held	Total no. shares held	Shareholding as a % of total no. of shares (calculated as per SCRR, 1957)As a % of (A+B+C2)	No. of Voting Rights	Total as a % of Total Voting right	No. of equity shares held in dematerialized form
(A) Promoter & Promoter Group	12	52,20,08,258	52,20,08,258	62.05	52,20,08,258	62.05	52,20,08,258
(B) Public	53,323	31,92,16,389	31,92,16,389	37.95	31,92,16,389	37.95	31,68,55,747
(C1) Shares underlying DRs				0.00		0.00	
(C2) Shares held by Employee Trust				0.00		0.00	
(C) Non Promoter-Non Public				0.00		0.00	
<b>Grand Total</b>	<b>53,335</b>	<b>84,12,24,647</b>	<b>84,12,24,647</b>	<b>100.00</b>	<b>84,12,24,647</b>	<b>100.00</b>	<b>83,88,64,005</b>

Note: C=C1+C2  
Grand Total=A+B+C

- ▶ Statement showing shareholding pattern of the Promoter and Promoter Group
- ▶ Statement showing shareholding pattern of the Public shareholder
- ▶ Statement showing shareholding pattern of the Non Promoter- Non Public shareholder
- ▶ Company Remarks
- ▶ Details of Disclosure by Trading Members (TM) holding 1% or more of the Total No. of Shares
- ▶ Statement showing details of significant beneficial owners under

4/9/2021

Shareholding Pattern



Shareholding Pattern

JM FINANCIAL LTD.-\$

Scrip Code : 523405

Quarter Ending : March 2020

## Statement showing shareholding pattern of the Promoter and Promoter Group

Category of shareholder	Nos. of shareholders	No. of fully paid up equity shares held	Total nos. shares held	Shareholding as a % of total no. of shares (calculated as per SCRR, 1957) As a % of (A+B+C2)	Number of equity shares held in dematerialized form
<b>A1) Indian</b>				<b>0.00</b>	
<b>Individuals/Hindu undivided Family</b>	5	18,07,01,250	18,07,01,250	21.48	18,07,01,250
Nimesh Kampani	1	12,45,00,000	12,45,00,000	14.80	12,45,00,000
Aruna Kampani	1	3,54,51,250	3,54,51,250	4.21	3,54,51,250
Amishi Akash Gambhir	1	80,00,000	80,00,000	0.95	80,00,000
Vishal Kampani	1	1,15,00,000	1,15,00,000	1.37	1,15,00,000
Nimesh Kampani HUF (Nimesh Kampani as Karta)	1	12,50,000	12,50,000	0.15	12,50,000
<b>Any Other (specify)</b>	7	34,13,07,008	34,13,07,008	40.57	34,13,07,008
J M Financial And Investment Consultancy Services Private Limited	1	21,65,34,100	21,65,34,100	25.74	21,65,34,100
J M Assets Management Private Limited	1	10,30,42,908	10,30,42,908	12.25	10,30,42,908
JSB Securities Limited	1	65,05,000	65,05,000	0.77	65,05,000
SNK Investments Private Limited	1	1,17,60,000	1,17,60,000	1.40	1,17,60,000
Persepolis Investment Company Private Limited	1	16,50,000	16,50,000	0.20	16,50,000

4/9/2021

Shareholding Pattern

Kampani Consultants Limited	1	6,85,000	6,85,000	0.08	6,85,000
JM Financial Trustee Company Private Limited	1	11,30,000	11,30,000	0.13	11,30,000
<b>Sub Total A1</b>	<b>12</b>	<b>52,20,08,258</b>	<b>52,20,08,258</b>	<b>62.05</b>	<b>52,20,08,258</b>
<b>A2) Foreign</b>				<b>0.00</b>	
<b>A=A1+A2</b>	<b>12</b>	<b>52,20,08,258</b>	<b>52,20,08,258</b>	<b>62.05</b>	<b>52,20,08,258</b>



4/9/2021

Shareholding Pattern Public ShareHolder



Shareholding Pattern Public Shareholder

JM FINANCIAL LTD.-\$

Scrip Code : 523405

Quarter ending : March 2020

## Statement showing shareholding pattern of the Public shareholder

Category & Name of the Shareholders	No. of shareholder	No. of fully paid up equity shares held	Total no. shares held	Shareholding % calculated as per SCRR, 1957 As a % of (A+B+C2)	No. of Voting Rights	Total as a % of Total Voting right	No. of equity shares held in dematerialized form(Not Applicable)
<b>B1) Institutions</b>	0	0		0.00		0.00	
<b>Mutual Funds/</b>	9	34137151	3,41,37,151	4.06	3,41,37,151	4.06	3,41,37,151
RELIANCE CAPITAL TRUSTEE CO LTD-A/C NIPPON INDIA GROWTH FUND	1	8621827	86,21,827	1.02	86,21,827	1.02	86,21,827
<b>Alternate Investment Funds</b>	1	893677	8,93,677	0.11	8,93,677	0.11	8,93,677
<b>Foreign Portfolio Investors</b>	130	175889086	17,58,89,086	20.91	17,58,89,086	20.91	17,58,89,086
Fidelity Investment Trust	1	10950498	1,09,50,498	1.30	1,09,50,498	1.30	1,09,50,498
Fidelity Series Emerging							
The Wellington Trust Company National Association	1	13707769	1,37,07,769	1.63	1,37,07,769	1.63	1,37,07,769
Valiant Mauritius Partners Limited	1	12179990	1,21,79,990	1.45	1,21,79,990	1.45	1,21,79,990
Valiant Mauritius Partners Offshore Limited	1	22355503	2,23,55,503	2.66	2,23,55,503	2.66	2,23,55,503
Baron Emerging Markets Fund	1	22528302	2,25,28,302	2.68	2,25,28,302	2.68	2,25,28,302
TIMF Holdings	1	14288022	1,42,88,022	1.70	1,42,88,022	1.70	1,42,88,022
SAIF India VI FII Holdings Limited	1	15121775	1,51,21,775	1.80	1,51,21,775	1.80	1,51,21,775

4/9/2021

## Shareholding Pattern Public ShareHolder

Financial Institutions/ Banks	1	168062	1,68,062	0.02	1,68,062	0.02	1,68,062
<b>Sub Total B1</b>	<b>141</b>	<b>211087976</b>	<b>21,10,87,976</b>	<b>25.09</b>	<b>21,10,87,976</b>	<b>25.09</b>	<b>21,10,87,976</b>
<b>B2) Central Government/ State Government(s)/ President of India</b>	<b>0</b>	<b>0</b>		<b>0.00</b>		<b>0.00</b>	
<b>B3) Non-Institutions</b>	<b>0</b>	<b>0</b>		<b>0.00</b>		<b>0.00</b>	
Individual share capital upto Rs. 2 Lacs	51558	43698726	4,36,98,726	5.19	4,36,98,726	5.19	4,13,71,584
Individual share capital in excess of Rs. 2 Lacs	43	38488673	3,84,88,673	4.58	3,84,88,673	4.58	3,84,88,673
NBFCs registered with RBI	5	101614	1,01,614	0.01	1,01,614	0.01	1,01,614
<b>Any Other (specify)</b>	<b>1576</b>	<b>25839400</b>	<b>2,58,39,400</b>	<b>3.07</b>	<b>2,58,39,400</b>	<b>3.07</b>	<b>2,58,05,900</b>
Bodies Corporate	470	9851340	98,51,340	1.17	98,51,340	1.17	98,27,840
Clearing Members	103	377508	3,77,508	0.04	3,77,508	0.04	3,77,508
Non-Resident Indian (NRI)	992	13709057	1,37,09,057	1.63	1,37,09,057	1.63	1,36,99,057
Vikram Shankar Pandit	1	11646939	1,16,46,939	1.38	1,16,46,939	1.38	1,16,46,939
Trusts	7	39400	39,400	0.00	39,400	0.00	39,400
IEPF	1	1382624	13,82,624	0.16	13,82,624	0.16	13,82,624
Foreign Nationals	2	443	443	0.00	443	0.00	443
ROYAL SUNDARAM GENERAL INSURANCE CO. LIMITED	1	479028	4,79,028	0.06	4,79,028	0.06	4,79,028
<b>Sub Total B3</b>	<b>53182</b>	<b>108128413</b>	<b>10,81,28,413</b>	<b>12.85</b>	<b>10,81,28,413</b>	<b>12.85</b>	<b>10,57,67,771</b>
<b>B=B1+B2+B3</b>	<b>53323</b>	<b>319216389</b>	<b>31,92,16,389</b>	<b>37.95</b>	<b>31,92,16,389</b>	<b>37.95</b>	<b>31,68,55,747</b>

Details of the shareholders acting as persons in Concert including their Shareholding (No. and %):

Details of Shares which remain unclaimed may be given here along with details such as number of shareholders, outstanding shares held in demat/unclaimed suspense account, voting rights which are frozen etc.

**Note**

(1) PAN would not be displayed on website of Stock Exchange(s).

(2) The above format needs to disclose name of all holders holding more than 1% of total number of shares

(3) W.r.t. the information pertaining to Depository Receipts, the same may be disclosed in the respective columns to the extent information available..

4/9/2021

Shareholding Pattern Non-Promoter-Non Public



Shareholding Pattern Non Promoter-Non Public

JM FINANCIAL LTD.-\$

Scrip Code : 523405

Quarter ending : March 2020

## Statement showing shareholding pattern of the Non Promoter- Non Public shareholder

Category & Name of the Shareholders(I)	No. of shareholder(III)	No. of fully paid up equity shares held(IV)	Total no. shares held(VII = IV+V+VI)	Shareholding % calculated as per SCRR, 1957 As a % of (A+B+C2) (VIII)	Number of equity shares held in dematerialized form(XIV)(Not Applicable)
C1) Custodian/DR Holder	0	0		0.00	
C2) Employee Benefit Trust	0	0		0.00	

**Note**

- (1) PAN would not be displayed on website of Stock Exchange(s).  
 (2) The above format needs to disclose name of all holders holding more than 1% of total number of shares  
 (3) W.r.t. the information pertaining to Depository Receipts, the same may be disclosed in the respective columns to the extent information available,.

4/9/2021

Shareholding Pattern



Shareholding Pattern

JM FINANCIAL LTD.-\$

Scrip Code : 523405

Quarter ending : March 2020

Note: 1. Number of Shareholders are consolidated on the basis of PAN. 2. Promoter & Promoter Group includes person(s) having control over the Company and person(s) acting in concert (including relative of a person who is in control of the company). 3. Shareholding of the shareholders has been consolidated on the basis of PAN in accordance with the SEBI Circular No. SEBI/HO/CFD/CMD/CIR/P/2017/128 dated December 19, 2017. 4. No. of fully paid-up equity shares held in dematerialised mode are as of March 31, 2020 based on the benpos received from Depositories. 5. The indirect shareholding as shown in the details for Significant Beneficial Owners of Mr. Nimesh Kampani includes the shareholding of his immediate relatives.

4/9/2021

Shareholding Pattern



Shareholding Pattern

JM FINANCIAL LTD.-\$

Scrip Code : 523405

Quarter ending : March 2020

Details of disclosure made by the Trading Members holding 1% or more of the Total No. of shares of the company.

Sl. No.	Name of the Trading Member	Name of the Beneficial Owner	No. of shares held	% of total no. of shares	Date of reporting by the Trading Member
-	NIL	NIL	NIL	NIL	NIL



## Shareholding Pattern

JM FINANCIAL LTD.-\$

Scrip Code : 523405

Quarter Ending : March 2020

## Statement showing details of significant beneficial owners

Sr.No	Details of the SBO (I)		Details of the registered owner (II)		Details of holding/ exercise of right of the SBO in the reporting company, whether direct or indirect*: (III)					Date of creation / acquisition of significant beneficial interest# (IV)
	Name	Nationality	Name	Nationality	Shares	Voting rights	Whether by virtue of:	Exercise of control	Exercise of significant influence	
							Rights on distributable dividend or any other distribution			
1	Mr. Nimesh Nagindas Kampani	India	J.M. Financial & Investment Consultancy Services Private Limited	India	26	26		Yes	Yes	26/03/2002
2	Mr. Nimesh Nagindas Kampani	India	J M Assets Management Private Limited	India	12	12		Yes	Yes	01/07/1991
3	Mr. Nimesh Nagindas Kampani	India	JSB Securities Limited	India	1	1		Yes	Yes	01/07/1991
4	Mr. Nimesh Nagindas Kampani	India	SNK Investments Private Ltd	India	1	1		Yes	Yes	01/07/1991
5	Mr. Nimesh Nagindas Kampani	India	Persepolis Investments Company Pvt Ltd	India				Yes	Yes	29/11/2010
6	Mr. Nimesh Nagindas Kampani	India	Kampani Consultants Ltd	India				Yes	Yes	01/07/1991

4/9/2021

Shareholding Pattern

7	Mr. Nimesh Nagindas Kampani	India	JM Financial Trustee Company Private Limited	India	Yes	Yes	07/03/2018
---	-----------------------------------	-------	---	-------	-----	-----	------------

Note = \* In case the nature of the holding/ exercise of the right of a SBO falls under multiple categories specified under (a) to (e) under Column III, multiple rows for the same SBO shall be inserted accordingly for each of the categories.

# This column shall have the details as specified by the listed entity under Form No. BEN-2 as submitted to the Registrar.



April 2, 2018

BSE Limited  
Department of Corporate Services  
Pheroze Jeejeebhoy Towers  
Dalal Street, Fort  
Mumbai 400 001

Dear Sirs,

**Re: Submission of disclosure u/r 30(3) of SEBI (Substantial Acquisition of Shares & Takeovers) Regulations, 2011**  
Security Code: 523405

Pursuant to Sub-regulation (3) of Regulation 30 of SEBI (Substantial Acquisition of Shares and Takeovers) Regulations, 2011, we, J.M. Financial & Investment Consultancy Services Private Limited, promoter of JM Financial Limited, hereby make disclosure of our shareholding along with the shareholding of promoter group and persons acting in concert as on March 31, 2018, under sub-regulations (1) and (2) of the said Regulation 30 in the prescribed format.

Kindly acknowledge receipt and take the above on your record.

Thanking you,

Yours sincerely,

**For J.M. Financial & Investment Consultancy Services Private Limited**

A handwritten signature in black ink, appearing to read "Nimesh Kampani".

**Nimesh Kampani**  
Executive Chairman

Encl: a/a

**J.M. Financial & Investment Consultancy Services Private Limited**

Corporate Identity Number : U67120MH1973PTC016844

Regd. Office: 141, Maker Chambers III, Nariman Point, Mumbai 400 021. T: + 91 22 6630 3030 F: +91 22 6630 3223 www.jmfi.com

Corporate Office: 5th Floor, Cnergy Appasaheb Marathe Marg, Prabhadevi, Mumbai 400 025.



**Disclosures under Regulation 30(1) and 30(2) of SEBI (Substantial Acquisition of Shares and Takeovers) Regulations, 2011**

**Part A – Details of Shareholding**


1.	Name of the Target Company (TC)	JM Financial Limited
2.	Name(s) of the stock exchange(s) where the shares of the TC are listed	BSE Limited National Stock Exchange of India Limited
3.	Particulars of the shareholder(s) :	
a.	Name of person(s) together with Persons Acting in Concert (PAC) whose total holding (including that in the form of shares, warrants, convertible securities and any other instrument that would entitle the holder to receive shares in the TC) is more than 25% of the voting rights of the TC	
	Or	
b.	Name(s) of promoter(s), member of the promoter group and persons acting in concert (PAC) with him	<p><b>Promoter:</b></p> <ol style="list-style-type: none"> <li>1. J.M. Financial &amp; Investment Consultancy Services Private Limited</li> <li>2. Nimesh Nagindas Kampani (Person who is in control of the TC)</li> </ol> <p><b>Promoter group and PAC with it:</b></p> <ol style="list-style-type: none"> <li>1. J.M. Assets Management Private Limited</li> <li>2. JSB Securities Limited</li> <li>3. Kampani Consultants Limited</li> <li>4. SNK Investments Private Limited</li> <li>5. Persepolis Investment Company Private Limited</li> <li>6. JM Financial Trustee Company Private Limited</li> <li>7. Aruna Nimesh Kampani (Relative of person who is in control of the TC)</li> <li>8. Vishal Nimesh Kampani (Relative of person who is in control of the TC)</li> <li>9. Amishi Nimesh Kampani (Relative of person who is in control of the TC)</li> </ol>

**J.M. Financial & Investment Consultancy Services Private Limited**

Corporate Identity Number : U67120MH1973PTC016844

Regd. Office: 741, Maker Chambers III, Nariman Point, Mumbai 400 021, T: +91 22 6630 3030 F: +91 22 6630 3223 www.jmfi.com

Corporate Office: 5th Floor, Energy Appasaheb Marathe Marg, Prabhadevi, Mumbai 400 025.




**Disclosures under Regulation 30(1) and 30(2) of SEBI (Substantial Acquisition of Shares and Takeovers) Regulations, 2011**

4	Particulars of the shareholding of person(s) mentioned at (3) above	Number of shares	% w.r.t. total share /voting capital wherever applicable	% of total diluted share/voting capital of TC (*)
<b>As of March 31, 2018, holding of :</b>				
a)	Shares :-			
	<b>Promoters:</b>			
	J.M. Financial & Investment Consultancy Services Private Limited	20,34,06,600	24.28%	24.28%
	Nimesh Nagindas Kampani# (Person who is in control of the TC)	13,53,57,500	16.15%	16.15%
	<b>Promoter Group and PAC with it:</b>			
	J.M. Assets Management Private Limited	10,30,42,908	12.30%	12.30%
	JSB Securities Limited	65,05,000	0.78%	0.78%
	Kampani Consultants Limited	6,85,000	0.08%	0.08%
	SNK Investments Private Limited	1,17,60,000	1.40%	1.40%
	Persepolis Investment Company Private Limited	16,50,000	0.20%	0.20%
	JM Financial Trustee Company Private Limited	11,30,000	0.13%	0.13%
	Aruna Nimesh Kampani (Relative of person who is in control of TC)	3,84,51,250	4.59%	4.59%
	Vishal Nimesh Kampani (Relative of person who is in control of TC)	1,05,00,000	1.25%	1.25%
	Amishi Nimesh Kampani (Relative of person who is in control of the TC)	80,00,000	0.96%	0.96%
b)	Voting Rights (Otherwise than by shares)			
c)	Warrants			
d)	Convertible Securities			
e)	Any other instrument that would entitle the holder to receive shares in the TC.			
	<b>TOTAL</b>	<b>52,04,88,258</b>	<b>62.12%</b>	<b>62.12%</b>

(\*) Diluted share/voting capital means the total number of shares in the TC assuming full conversion of the outstanding convertible securities/warrants into equity shares of the TC.  
# includes 12,50,000 equity shares held by Nimesh Kampani HUF.

**For J.M. Financial & Investment Consultancy Services Private Limited**



**Nimesh Kampani**  
Executive Chairman

Place: Mumbai  
Date: April 2, 2018

**J.M. Financial & Investment Consultancy Services Private Limited**

Corporate Identity Number : U67120MH1973PTC016844

Regd. Office: 141, Maker Chambers III, Nariman Point, Mumbai 400 021. T: + 91 22 6630 3030 F: +91 22 6630 3223 www.jmfl.com  
Corporate Office: 5th Floor, Energy Appasaheb Marathe Marg, Prabhadevi, Mumbai 400 025.

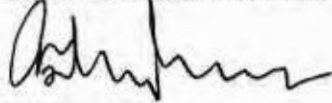
**Disclosures under Regulation 30(1) and 30(2) of SEBI (Substantial Acquisition of Shares and Takeovers) Regulations, 2011**

**Part B**

**Name of the Target Company: JM Financial Limited**

Name(s) of the person and Persons Acting in concert (PAC) with the Person	Whether the person belongs to Promoter/ Promoter Group	PAN of the person and PACs
J. M. Financial & Investment Consultancy Services Private Limited	Promoter	AAACJ1237H
Nimesh Nagindas Kampani (Person who is in control of the TC)	Promoter	AAHPK2701P
J. M. Assets Management Private Limited	Promoter Group	AAACJ1238J
JSB Securities Limited	Promoter Group	AAACJ1402A
Kampani Consultants Limited	Promoter Group	AAACK4250F
SNK Investments Private Limited	Promoter Group	AAECS8123R
Persepolis Investment Company Private Limited	Promoter Group	AAACP2510P
JM Financial Trustee Company Private Limited	Promoter Group	AAACJ2579E
Aruna Nimesh Kampani (Relative of person who is in control of the TC)	Promoter Group	AAPPK2879N
Vishal Nimesh Kampani (Relative of person who is in control of the TC)	Promoter Group	AABPK5329F
Amishi Nimesh Kampani (Relative of person who is in control of the TC)	Promoter Group	ANLPK3297K

**For J. M. Financial & Investment Consultancy Services Private Limited**

  
**Nimesh Kampani**  
 Executive Chairman

Place: Mumbai

Date: April 2, 2018

**J.M. Financial & Investment Consultancy Services Private Limited**

Corporate Identity Number : U67120MH1973PTC016844

Regd. Office: 141, Maker Chambers III, Nariman Point, Mumbai 400 021. T: + 91 22 6630 3030 F: +91 22 6630 3223 www.jmfl.com

Corporate Office: 5th Floor, Cnergy Appasaheb Marathe Marg, Prabhadevi, Mumbai 400 025.

April 2, 2018

National Stock Exchange of India Limited  
Exchange Plaza, Plot no.C-1  
G Block , Bandra Kurla Complex  
Bandra (East)  
Mumbai 400 051

Dear Sirs,

**Re: Submission of disclosure u/r 30(3) of SEBI (Substantial Acquisition of Shares & Takeovers) Regulations, 2011**  
Symbol: **JMFINANCIL**

Pursuant to Sub-regulation (3) of Regulation 30 of SEBI (Substantial Acquisition of Shares and Takeovers) Regulations, 2011, we, J.M. Financial & Investment Consultancy Services Private Limited, promoter of JM Financial Limited, hereby make disclosure of our shareholding along with the shareholding of promoter group and persons acting in concert as on March 31, 2018, under sub-regulations (1) and (2) of the said Regulation 30 in the prescribed format.

Kindly acknowledge receipt and take the above on your record.

Thanking you,

Yours sincerely,

**For J.M. Financial & Investment Consultancy Services Private Limited**



**Nimesh Kampani**  
Executive Chairman

Encl: a/a

**Disclosures under Regulation 30(1) and 30(2) of SEBI (Substantial Acquisition of Shares and Takeovers) Regulations, 2011**

**Part A – Details of Shareholding**

1.	Name of the Target Company (TC)	JM Financial Limited
2.	Name(s) of the stock exchange(s) where the shares of the TC are listed	BSE Limited National Stock Exchange of India Limited
3.	Particulars of the shareholder(s) :	
a.	<del>Name of person(s) together with Persons Acting in Concert (PAC) whose total holding (including that in the form of shares, warrants, convertible securities and any other instrument that would entitle the holder to receive shares in the TC) is more than 25% of the voting rights of the TC</del>	
	Or	
b.	Name(s) of promoter(s), member of the promoter group and persons acting in concert (PAC) with him	<p><b>Promoter:</b></p> <ol style="list-style-type: none"> <li>1. J.M. Financial &amp; Investment Consultancy Services Private Limited</li> <li>2. Nimesh Nagindas Kampani (Person who is in control of the TC)</li> </ol> <p><b>Promoter group and PAC with it:</b></p> <ol style="list-style-type: none"> <li>1. J.M. Assets Management Private Limited</li> <li>2. JSB Securities Limited</li> <li>3. Kampani Consultants Limited</li> <li>4. SNK Investments Private Limited</li> <li>5. Persepolis Investment Company Private Limited</li> <li>6. JM Financial Trustee Company Private Limited</li> <li>7. Aruna Nimesh Kampani (<i>Relative of person who is in control of the TC</i>)</li> <li>8. Vishal Nimesh Kampani (<i>Relative of person who is in control of the TC</i>)</li> <li>9. Amishi Nimesh Kampani (<i>Relative of person who is in control of the TC</i>)</li> </ol>



**J.M. Financial & Investment Consultancy Services Private Limited**

Corporate Identity Number : U67120MH1973PTC016844

Regd. Office: 141, Maker Chambers III, Nariman Point, Mumbai 400 021. T: + 91 22 6630 3030 F: +91 22 6630 3223 www.jmfi.com

Corporate Office: 5th Floor, Cnergy Appasaheb Marathe Marg, Prabhadevi, Mumbai 400 025.

**Disclosures under Regulation 30(1) and 30(2) of SEBI (Substantial Acquisition of Shares and Takeovers) Regulations, 2011**

4	Particulars of the shareholding of person(s) mentioned at (3) above	Number of shares	% w.r.t. total share /voting capital wherever applicable	% of total diluted share/voting capital of TC (*)
<b>As of March 31, 2018, holding of :</b>				
a)	Shares :-			
	<b>Promoters:</b>			
	J.M. Financial & Investment Consultancy Services Private Limited	20,34,06,600	24.28%	24.28%
	Nimesh Nagindas Kampani <sup>#</sup> (Person who is in control of the TC)	13,53,57,500	16.15%	16.15%
	<b>Promoter Group and PAC with it:</b>			
	J.M. Assets Management Private Limited	10,30,42,908	12.30%	12.30%
	JSB Securities Limited	65,05,000	0.78%	0.78%
	Kampani Consultants Limited	6,85,000	0.08%	0.08%
	SNK Investments Private Limited	1,17,60,000	1.40%	1.40%
	Persepolis Investment Company Private Limited	16,50,000	0.20%	0.20%
	JM Financial Trustee Company Private Limited	11,30,000	0.13%	0.13%
	Aruna Nimesh Kampani (Relative of person who is in control of TC)	3,84,51,250	4.59%	4.59%
	Vishal Nimesh Kampani (Relative of person who is in control of TC)	1,05,00,000	1.25%	1.25%
	Amishi Nimesh Kampani (Relative of person who is in control of the TC)	80,00,000	0.96%	0.96%
b)	Voting Rights (Otherwise than by shares)			
c)	Warrants			
d)	Convertible Securities			
e)	Any other instrument that would entitle the holder to receive shares in the TC:			
	<b>TOTAL</b>	<b>52,04,88,258</b>	<b>62.12%</b>	<b>62.12%</b>

(\*) Diluted share/voting capital means the total number of shares in the TC assuming full conversion of the outstanding convertible securities/warrants into equity shares of the TC.

# includes 12,50,000 equity shares held by Nimesh Kampani HUF.

**For J.M. Financial & Investment Consultancy Services Private Limited**



**Nimesh Kampani**  
Executive Chairman

Place: Mumbai

Date: April 2, 2018

**J.M. Financial & Investment Consultancy Services Private Limited**

Corporate Identity Number : U67120MH1973PTC016844

Regd. Office: 141, Maker Chambers III, Nariman Point, Mumbai 400 021. T: + 91 22 6630 3030 F: +91 22 6630 3223 www.jmfi.com

Corporate Office: 5th Floor, Chenergy Appasaheb Marathe Marg, Prabhadevi, Mumbai 400 025.

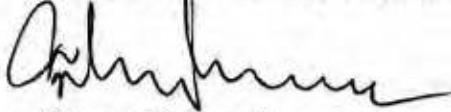
**Disclosures under Regulation 30(1) and 30(2) of SEBI (Substantial Acquisition of Shares and Takeovers) Regulations, 2011**

**Part B**

**Name of the Target Company: JM Financial Limited**

Name(s) of the person and Persons Acting in concert (PAC) with the Person	Whether the person belongs to Promoter/ Promoter Group	PAN of the person and PACs
J. M. Financial & Investment Consultancy Services Private Limited	Promoter	AAACJ1237H
Nimesh Nagindas Kampani (Person who is in control of the TC)	Promoter	AAHPK2701P
J. M. Assets Management Private Limited	Promoter Group	AAACJ1238J
JSB Securities Limited	Promoter Group	AAACJ1402A
Kampani Consultants Limited	Promoter Group	AAACK4250F
SNK Investments Private Limited	Promoter Group	AAECS8123R
Persepolis Investment Company Private Limited	Promoter Group	AAACP2510P
JM Financial Trustee Company Private Limited	Promoter Group	AAACJ2579E
Aruna Nimesh Kampani (Relative of person who is in control of the TC)	Promoter Group	AAPPK2879N
Vishal Nimesh Kampani (Relative of person who is in control of the TC)	Promoter Group	AABPK5329F
Amishi Nimesh Kampani (Relative of person who is in control of the TC)	Promoter Group	ANLPK3297K

**For J. M. Financial & Investment Consultancy Services Private Limited**



**Nimesh Kampani**  
Executive Chairman

Place: Mumbai

Date: April 2, 2018

**J.M. Financial & Investment Consultancy Services Private Limited**

Corporate Identity Number : U67120MH1973PTC016844

Regd. Office: 141, Maker Chambers III, Nariman Point, Mumbai 400 021. T: + 91 22 6630 3030 F: +91 22 6630 3223 www.jmfi.com

Corporate Office: 5th Floor, Energy Appasaheb Marathe Marg, Prabhadevi, Mumbai 400 025.

April 2, 2019

BSE Limited  
Department of Corporate Services  
1<sup>st</sup> Floor, New Trading Ring  
Rotunda Building, P J Towers  
Dalal Street, Fort,  
Mumbai 400001

National Stock Exchange of India Limited  
Exchange Plaza  
Plot No.C-1, G Block  
Bandra-Kurla Complex  
Bandra (East)  
Mumbai – 400 051

Security Code: **523405**

Symbol: **JMFINANCIL**

Dear Sirs,

**Re: Submission of disclosure u/r 30(3) of SEBI (Substantial Acquisition of Shares & Takeovers) Regulations, 2011**

Pursuant to Sub-regulation (3) of Regulation 30 of SEBI (Substantial Acquisition of Shares and Takeovers) Regulations, 2011, we, J.M. Financial & Investment Consultancy Services Private Limited, promoter of JM Financial Limited, hereby make disclosure of our shareholding along with the shareholding of promoter group and persons acting in concert as on March 31, 2019, under sub-regulations (1) and (2) of the said Regulation 30 in the prescribed format.

Kindly acknowledge receipt and take the above on your record.

Thanking you,

Yours sincerely,

**For J.M. Financial & Investment Consultancy Services Private Limited**



**Nimesh Kampani**  
Executive Chairman

Encl: a/a



**Disclosures under Regulation 30(1) and 30(2) of SEBI (Substantial Acquisition of Shares and Takeovers) Regulations, 2011**

**Part A – Details of Shareholding**

1.	Name of the Target Company (TC)	JM Financial Limited
2.	Name(s) of the stock exchange(s) where the shares of the TC are listed	BSE Limited National Stock Exchange of India Limited
3.	Particulars of the shareholder(s) :	
a.	<del>Name of person(s) together with Persons Acting in Concert (PAC) whose total holding (including that in the form of shares, warrants, convertible securities and any other instrument that would entitle the holder to receive shares in the TC) is more than 25% of the voting rights of the TC</del>	
	Or	
b.	Name(s) of promoter(s), member of the promoter group and persons acting in concert (PAC) with him	<p><b>Promoter:</b></p> <ol style="list-style-type: none"> <li>1. J.M. Financial &amp; Investment Consultancy Services Private Limited</li> <li>2. Nimesh Nagindas Kampani (Person who is in control of the TC)</li> </ol> <p><b>Promoter group and PAC with it:</b></p> <ol style="list-style-type: none"> <li>1. J.M. Assets Management Private Limited</li> <li>2. JSB Securities Limited</li> <li>3. Kampani Consultants Limited</li> <li>4. SNK Investments Private Limited</li> <li>5. Persepolis Investment Company Private Limited</li> <li>6. JM Financial Trustee Company Private Limited</li> <li>7. Aruna Nimesh Kampani (Relative of person who is in control of the TC)</li> <li>8. Vishal Nimesh Kampani (Relative of person who is in control of the TC)</li> <li>9. Amishi Nimesh Kampani (Relative of person who is in control of the TC)</li> </ol>


**Disclosures under Regulation 30(1) and 30(2) of SEBI (Substantial Acquisition of Shares and Takeovers) Regulations, 2011**

4	Particulars of the shareholding of person(s) mentioned at (3) above	Number of shares	% w.r.t. total share /voting capital wherever applicable	% of total diluted share/voting capital of TC (*)
<b>As of March 31, 2019, holding of :</b>				
a)	Shares :-			
	<b>Promoters:</b>			
	J.M. Financial & Investment Consultancy Services Private Limited	20,34,06,600	24.22%	24.22%
	Nimesh Nagindas Kampani <sup>#</sup> (Person who is in control of the TC)	13,53,57,500	16.12%	16.12%
	<b>Promoter Group and PAC with it:</b>			
	J.M. Assets Management Private Limited	10,30,42,908	12.27%	12.27%
	JSB Securities Limited	65,05,000	0.77%	0.77%
	Kampani Consultants Limited	6,85,000	0.08%	0.08%
	SNK Investments Private Limited	1,17,60,000	1.40%	1.40%
	Persepolis Investment Company Private Limited	16,50,000	0.20%	0.20%
	JM Financial Trustee Company Private Limited	11,30,000	0.13%	0.13%
	Aruna Nimesh Kampani ( <i>Relative of person who is in control of TC</i> )	3,84,51,250	4.58%	4.58%
	Vishal Nimesh Kampani ( <i>Relative of person who is in control of TC</i> )	1,13,50,000	1.35%	1.35%
	Amishi Nimesh Kampani ( <i>Relative of person who is in control of the TC</i> )	80,00,000	0.95%	0.95%
b)	Voting Rights (Otherwise than by shares)			
c)	Warrants			
d)	Convertible Securities			
e)	Any other instrument that would entitle the holder to receive shares in the TC.			
	<b>TOTAL</b>	<b>52,13,38,258</b>	<b>62.07</b>	<b>62.07</b>

(\*) Diluted share/voting capital means the total number of shares in the TC assuming full conversion of the outstanding convertible securities/warrants into equity shares of the TC.

# includes 17,50,000 equity shares held by Nimesh Kampani HUF.

**For J.M. Financial & Investment Consultancy Services Private Limited**



**Nimesh Kampani**  
Executive Chairman

Place: Mumbai  
Date: April 2, 2019

**J.M. Financial & Investment Consultancy Services Private Limited**

Corporate Identity Number : U67120MH1973PTC016844

Regd. Office: 141, Maker Chambers III, Nariman Point, Mumbai 400 021. T: + 91 22 6630 3030 F: +91 22 6630 3223 www.jmfl.com

Corporate Office: 5th Floor, Cnergy Appasaheb Marathe Marg, Prabhadevi, Mumbai 400 025.

**Disclosures under Regulation 30(1) and 30(2) of SEBI (Substantial Acquisition of Shares and Takeovers) Regulations, 2011**

**Part B**

**Name of the Target Company: JM Financial Limited**

<b>Name(s) of the person and Persons Acting in concert (PAC) with the Person</b>	<b>Whether the person belongs to Promoter/ Promoter Group</b>	<b>PAN of the person and PACs</b>
J. M. Financial & Investment Consultancy Services Private Limited	Promoter	AAACJ1237H
Nimesh Nagindas Kampani (Person who is in control of the TC)	Promoter	AAHPK2701P
J. M. Assets Management Private Limited	Promoter Group	AAACJ1238J
JSB Securities Limited	Promoter Group	AAACJ1402A
Kampani Consultants Limited	Promoter Group	AAACK4250F
SNK Investments Private Limited	Promoter Group	AAECS8123R
Persepolis Investment Company Private Limited	Promoter Group	AAACP2510P
JM Financial Trustee Company Private Limited	Promoter Group	AAACJ2579E
Aruna Nimesh Kampani (Relative of person who is in control of the TC)	Promoter Group	AAPPK2879N
Vishal Nimesh Kampani (Relative of person who is in control of the TC)	Promoter Group	AABPK5329F
Amishi Nimesh Kampani (Relative of person who is in control of the TC)	Promoter Group	ANLPK3297K

**For J. M. Financial & Investment Consultancy Services Private Limited**



**Nimesh Kampani**  
Executive Chairman

Place: Mumbai  
Date: April 2, 2019

**J.M. Financial & Investment Consultancy Services Private Limited**

Corporate Identity Number : U67120MH1973PTC016844

**Regd. Office:** 141, Maker Chambers III, Nariman Point, Mumbai 400 021. T: + 91 22 6630 3030 F: +91 22 6630 3223 www.jmfl.com

**Corporate Office:** 5th Floor, Chenergy Appasaheb Marathe Marg, Prabhadevi, Mumbai 400 025.

May 27, 2020

BSE Limited  
Department of Corporate Services  
1st Floor, New Trading Ring  
Rotunda Building, P J Towers  
Dalal Street, Fort,  
Mumbai 400001

National Stock Exchange of India Limited  
Exchange Plaza  
Plot No.C-1, G Block  
Bandra-Kurla Complex  
Bandra (East)  
Mumbai – 400 051

Security Code: 523405

Symbol: JMFINANCIL

Dear Sirs,

**Re: Submission of disclosure u/r 30(3) of SEBI (Substantial Acquisition of Shares & Takeovers) Regulations, 2011**

Pursuant to Sub-regulation (3) of Regulation 30 of SEBI (Substantial Acquisition of Shares and Takeovers) Regulations, 2011, we, J.M. Financial & Investment Consultancy Services Private Limited, promoter of JM Financial Limited, hereby make disclosure of our shareholding along with the shareholding of promoter group and persons acting in concert as on March 31, 2020, under sub-regulations (1) and (2) of the said Regulation 30 in the prescribed format.

Kindly acknowledge receipt and take the above on your record.

Thanking you,

Yours sincerely,

**For J.M. Financial & Investment Consultancy Services Private Limited**

MANISH SHETH  
Digitally signed  
by MANISH  
SHETH  
Date: 2020.05.27  
19:12:11 +05'30'

**Manish Sheth**  
Director

Encl: a/a

**Disclosures under Regulation 30(1) and 30(2) of SEBI (Substantial Acquisition of Shares and Takeovers) Regulations, 2011**

**Part A – Details of Shareholding**

1.	Name of the Target Company (TC)	JM Financial Limited
2.	Name(s) of the stock exchange(s) where the shares of the TC are listed	BSE Limited National Stock Exchange of India Limited
3.	Particulars of the shareholder(s) :	
a.	<del>Name of person(s) together with Persons Acting in Concert (PAC) whose total holding (including that in the form of shares, warrants, convertible securities and any other instrument that would entitle the holder to receive shares in the TC) is more than 25% of the voting rights of the TC</del>	
	Or	
b.	Name(s) of promoter(s), member of the promoter group and persons acting in concert (PAC) with him	<p><b>Promoter:</b></p> <ol style="list-style-type: none"> <li>1. J.M. Financial &amp; Investment Consultancy Services Private Limited</li> <li>2. Nimesh Nagindas Kampani (Person who is in control of the TC)</li> </ol> <p><b>Promoter group and PAC with it:</b></p> <ol style="list-style-type: none"> <li>1. J.M. Assets Management Private Limited</li> <li>2. JSB Securities Limited</li> <li>3. Kampani Consultants Limited</li> <li>4. SNK Investments Private Limited</li> <li>5. Persepolis Investment Company Private Limited</li> <li>6. JM Financial Trustee Company Private Limited</li> <li>7. Aruna Nimesh Kampani (Relative of person who is in control of the TC)</li> <li>8. Vishal Nimesh Kampani (Relative of person who is in control of the TC)</li> <li>9. Amishi Akash Gambhir (Relative of person who is in control of the TC)</li> </ol>

**Disclosures under Regulation 30(1) and 30(2) of SEBI (Substantial Acquisition of Shares and Takeovers) Regulations, 2011**

4	Particulars of the shareholding of person(s) mentioned at (3) above	Number of shares	% w.r.t. total share /voting capital wherever applicable	% of total diluted share/voting capital of TC (*)
<b>As of March 31, 2020, holding of :</b>				
a)	Shares :-			
	<b>Promoters:</b>			
	J.M. Financial & Investment Consultancy Services Private Limited	21,65,34,100	25.74%	25.74%
	Nimesh Nagindas Kampani# (Person who is in control of the TC)	12,57,50,000	14.95%	14.95%
	<b>Promoter Group and PAC with it:</b>			
	J.M. Assets Management Private Limited	10,30,42,908	12.25%	12.25%
	JSB Securities Limited	65,05,000	0.77%	0.77%
	Kampani Consultants Limited	6,85,000	0.08%	0.08%
	SNK Investments Private Limited	1,17,60,000	1.40%	1.40%
	Persepolis Investment Company Private Limited	16,50,000	0.20%	0.20%
	JM Financial Trustee Company Private Limited	11,30,000	0.13%	0.13%
	Aruna Nimesh Kampani (Relative of person who is in control of TC)	3,54,51,250	4.21%	4.21%
	Vishal Nimesh Kampani (Relative of person who is in control of TC)	1,15,00,000	1.37%	1.37%
	Amishi Akash Gambhir (Relative of person who is in control of the TC)	80,00,000	0.95%	0.95%
b)	<del>Voting Rights (Otherwise than by shares)</del>			
c)	<del>Warrants</del>			
d)	<del>Convertible Securities</del>			
e)	<del>Any other instrument that would entitle the holder to receive shares in the TC.</del>			
	<b>TOTAL</b>	<b>52,20,08,258</b>	<b>62.05</b>	<b>62.05</b>

(\*) Diluted share/voting capital means the total number of shares in the TC assuming full conversion of the outstanding convertible securities/warrants into equity shares of the TC.

# includes 12,50,000 equity shares held by Nimesh Kampani HUF.

**For J.M. Financial & Investment Consultancy Services Private Limited**

MANISH SHETH  
Digitally signed by  
MANISH SHETH  
Date: 2020.05.27  
19:13:25 +05'30'

**Manish Sheth**

Director

Place: Mumbai

Date: May 27, 2020

**J.M. Financial & Investment Consultancy Services Private Limited**

Corporate Identity Number : U67120MH1973PTC016844

Regd. Office: 141 Maker Chambers III, Nariman Point, Mumbai 400 021.

T: +91 22 6630 3030 F: +91 22 6630 3223 www.jmfl.com

Corporate Office : 5<sup>th</sup> Floor, Cnergy, Appasaheb Marathe Marg, Prabhadevi, Mumbai 400025

**Disclosures under Regulation 30(1) and 30(2) of SEBI (Substantial Acquisition of Shares and Takeovers) Regulations, 2011**

**Part B**

**Name of the Target Company: JM Financial Limited**

<b>Name(s) of the person and Persons Acting in concert (PAC) with the Person</b>	<b>Whether the person belongs to Promoter/ Promoter Group</b>	<b>PAN of the person and PACs</b>
J. M. Financial & Investment Consultancy Services Private Limited	Promoter	AAACJ1237H
Nimesh Nagindas Kampani (Person who is in control of the TC)	Promoter	AAHPK2701P
J. M. Assets Management Private Limited	Promoter Group	AAACJ1238J
JSB Securities Limited	Promoter Group	AAACJ1402A
Kampani Consultants Limited	Promoter Group	AAACK4250F
SNK Investments Private Limited	Promoter Group	AAECS8123R
Persepolis Investment Company Private Limited	Promoter Group	AAACP2510P
JM Financial Trustee Company Private Limited	Promoter Group	AAACJ2579E
Aruna Nimesh Kampani (Relative of person who is in control of the TC)	Promoter Group	AAPPK2879N
Vishal Nimesh Kampani (Relative of person who is in control of the TC)	Promoter Group	AABPK5329F
Amishi Akash Gambhir (Relative of person who is in control of the TC)	Promoter Group	ANLPK3297K

**For J. M. Financial & Investment Consultancy Services Private Limited**

Digitally signed  
 MANISH  
 by MANISH  
 SHETH  
 SHETH  
 Date: 2020.05.27  
 19:14:12 +05'30'

**Manish Sheth**  
 Director

Place: Mumbai  
 Date: May 27, 2020

May 27, 2020

BSE Limited  
Department of Corporate Services  
1st Floor, New Trading Ring  
Rotunda Building, P J Towers  
Dalal Street, Fort,  
Mumbai 400001

National Stock Exchange of India Limited  
Exchange Plaza  
Plot No.C-1, G Block  
Bandra-Kurla Complex  
Bandra (East)  
Mumbai – 400 051

Security Code: 523405

Symbol: JMFINANCIL

Dear Sirs,

**Re: Submission of disclosure u/r 31(4) of SEBI (Substantial Acquisition of Shares & Takeovers) Regulations, 2011**

Pursuant to Sub-regulation (4) of Regulation 31 of SEBI (Substantial Acquisition of Shares and Takeovers) Regulations, 2011, we, J.M. Financial & Investment Consultancy Services Private Limited, promoter of JM Financial Limited (the Company), hereby declare that during the FY 2019-20, no direct or indirect encumbrance has been made by the promoters of the Company along with persons acting in concert.

Kindly acknowledge receipt and take the above on your record.

Thanking you,

Yours sincerely,

**For J.M. Financial & Investment Consultancy Services Private Limited**

MANISH SHETH  
Digitally signed by  
MANISH SHETH  
Date: 2020.05.27  
19:10:24 +05'30'

**Manish Sheth**  
Director