

VISION MERCANTILE PRIVATE LIMITED

Regd. Office: N, 3rd Floor, Golden Jubilee Plaza, Old Delhi Road, Gurgaon-122001 (HR)

CIN: U74899HR1994PTC043249

E-mail: visionmercantile1234@rediffmail.com

15th July, 2023

Listing Department
BSE Ltd.
Phiroze Jeejeebhoy Towers
Dalal Street
Mumbai – 400001
Email: corp.relations@bseindia.com

Listing Department
National Stock Exchange of India Ltd
Exchange Plaza, 5th Floor, Plot No. C/1
G Block, Bandra-Kurla Complex,
Bandra (E), Mumbai - 400051
Email: takeover@nse.co.in

Company Code: 542684

Company Symbol: PPL

**Sub: Disclosure under Regulation 31 of Securities and Exchange Board of India
(Substantial Acquisition of Shares and Takeovers) Regulations, 2011**

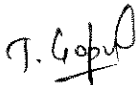
Dear Sir,

In terms of the provisions of Regulation 31 of the SEBI (Substantial Acquisition of Shares and Takeovers) Regulations, 2011, we being part of Promoter group of Prakash Pipes Limited hereby enclosing the details of shares released from pledge held by us in the prescribed format.

This is for your information and record please.

Thanking you,

Yours faithfully,
For **Vision Mercantile Pvt. Ltd.**



Authorised Signatory

Encl: (2) as above

CC To:

Prakash Pipes Ltd.
Darjiyan Wali Gali, Rayya
Teh.-Baba Bakala
Amritsar– 143112 (Punjab)
Email: pplho@prakash.com

Disclosure by the Promoter(s) to the stock exchanges and to the Target Company for encumbrance of shares / invocation of encumbrance / release of encumbrance, in terms of Regulation 31(1) and 31(2) of SEBI (Substantial Acquisition of Shares and Takeovers) Regulation, 2011

Name of the Target Company(TC)	PRAKASH PIPES LIMITED	
Names of the Stock Exchanges where the shares of the target company are listed	BSE Ltd. & National Stock Exchange of India Ltd.	
Date of reporting	15 July 2023	
Name of the promoter or PAC on whose shares encumbrance has been created/ released/invoked	Vision Mercantile Pvt. Ltd.	

Name of the promoter(s) or PACs with him	Promoter holding in the target company (1)		Promoter holding already encumbered (2)		Details of events pertaining to encumbrance (3)							Post event holding of encumbered shares	
	No. of shares	% of total share capital	No. of shares	% of total share capital	Type of event (creation/ release/ invocation)	Date of creation/ release/ invocation	Type of encumbrance (pledge/ lien/ invocation of non disposal undertaking/ others)	Reasons for encumbrance	No. of shares	% of total share capital	Name of the entity in whose favour shares encumbered	No. of shares	% of total share capital
Vision Mercantile Pvt. Ltd. *	65937	0.28	50360	0.21	Release	14.07.2023	Release of Pledge	Third Party Pledge	-15500	-0.06	Sidhpur Commodities Pvt. Ltd.	34860	0.15

for Vision Mercantile Pvt. Ltd.

Authorized Signatory

Place : Gurugram
Date : 15.07.2023

* The details of encumbrances of residual promoters as on 13.07.2023 enclosed herewith as Annexure 1 is an extract of the data available of the Target Company

PRAKASH PIPES LIMITED
Details of encumbrance of residual promoters as on 13.07.2023

Sr. No.	Name of the Shareholder	Total shares held		Shares pledged or otherwise encumbered	
		No. of shares held	As a % of total share capital	No. of shares held	As a % of total share capital
1	VED PRAKASH AGARWAL	4515583	18.88	340000	1.42
2	VED PRAKASH AGARWAL HUF	276079	1.15	128079	0.54
3	MOHINI AGARWAL	127482	0.53	0	0.00
4	VIKRAM AGARWAL	50812	0.21	0	0.00
5	KANHA AGARWAL	14739	0.06	0	0.00
6	AMBROSIA COMMERCE PVT LTD.	242062	1.01	242062	1.01
7	FOCUS SECURITIES & CREDITS PVT. LTD.	182500	0.76	182500	0.76
8	GMK BUILDERS PVT LTD.	1020598	4.27	120000	0.50
9	GOEL CONTAINERS PVT LTD	72335	0.30	72335	0.30
10	HI-TECH MERCANTILE (INDIA) PVT LTD.	308750	1.29	308750	1.29
11	NEW ERA COMMERCE & SECURITIES PVT. LTD.	26998	0.11	0	0.00
12	OCEAN ISPAT PVT. LTD.	37500	0.16	37500	0.16
13	PAREEK OVERSEAS PVT LTD.	13	0.00	0	0.00
14	PRAKASH CAPITAL SERVICES LTD.	188558	0.79	188558	0.79
15	PRAKASH INDUSTRIAL FINANCE LTD.	113118	0.47	113118	0.47
16	PRIMENET GLOBAL LTD.	625	0.00	0	0.00
17	PRIME MERCANTILE PVT LTD.	462682	1.93	279996	1.17
18	PROSPERO SECURITIES PVT LTD.	76475	0.32	0	0.00
19	SHREE LABH LAKSHMI CAPITAL SERVICES PVT. LTD.	288933	1.21	288933	1.21
20	STYLE LEASING & FINANCE PVT LTD.	139300	0.58	0	0.00
21	TECHDRIVE SOFTWARE LTD.	134	0.00	0	0.00
22	TOOLS INDIA PVT LLTD	112612	0.47	112612	0.47
23	WELTER SECURITIES LTD.	625833	2.62	517083	2.16
24	HISSAR TUBES LLP	168751	0.71	168751	0.71
25	CHAIBASA STEEL LLP	31250	0.13	31250	0.13
26	DHRUV COMMERCE LLP	222687	0.93	109312	0.46
27	ESSENTIAL ELECTRONICS LLP	112425	0.47	112425	0.47
28	EVERSHINE MERCANTILE LLP	240212	1.00	140212	0.59
29	EXCEL FINCAP LLP	12766	0.05	0	0.00
30	FOUR WINGS MARKETING LLP	50212	0.21	50212	0.21
31	PREMIER FINCAP LLP	155435	0.65	60060	0.25
32	ROURKELA STEEL LLP	178391	0.75	0	0.00
33	SAMYAK SECURITIES LLP	187500	0.78	187500	0.78
34	SHIKHA MERCANTILE LLP	8825	0.04	0	0.00
35	SPRING MERCANTILE LLP	500	0.00	0	0.00
36	SUNVIN TRADING & INVESTMENT LLP	156250	0.65	0	0.00
37	SUVARNA MARKETING LLP	11875	0.05	0	0.00
38	UNITY MERCANTILE LLP	31446	0.13	0	0.00
39	TECHDRIVE SOFTWARE LLP	70309	0.29	0	0.00
	TOTAL	10522555	43.99	3791248	15.85

T. Gupta

15th July, 2023

Listing Department
BSE Ltd.
Phiroze Jeejeebhoy Towers
Dalal Street
Mumbai – 400001
Email: corp.relations@bseindia.com

Listing Department
National Stock Exchange of India Ltd
Exchange Plaza, 5th Floor, Plot No. C/1
G Block, Bandra-Kurla Complex,
Bandra (E), Mumbai - 400051
Email: takeover@nse.co.in

Company Code: 542684

Company Symbol: PPL

**Sub: Disclosure under Regulation 31 of Securities and Exchange Board of India
(Substantial Acquisition of Shares and Takeovers) Regulations, 2011**


Dear Sir,

In terms of the provisions of Regulation 31 of the SEBI (Substantial Acquisition of Shares and Takeovers) Regulations, 2011, we being part of Promoter group of Prakash Pipes Limited hereby enclosing the details of shares released from pledge held by us in the prescribed format.

This is for your information and record please.

Thanking you,

Yours faithfully,
For **Ved Prakash Agarwal HUF**



Ved Prakash Agarwal (Karta)

Encl: as above

CC To:

Prakash Pipes Ltd.
Darjiyan Wali Gali, Rayya
Teh.-Baba Bakala
Amritsar– 143112 (Punjab)
Email: pplho@prakash.com

Disclosure by the Promoter(s) to the stock exchanges and to the Target Company for encumbrance of shares / invocation of encumbrance/ release of encumbrance, in terms of Regulation 31(1) and 31(2) of SEBI (Substantial Acquisition of Shares and Takeovers) Regulation, 2011

Name of the Target Company(TC)		PRAKASH PIPES LIMITED											
Names of the Stock Exchanges where the shares of the target company are listed		BSE Ltd. & National Stock Exchange of India Ltd.											
Date of reporting		15 July 2023											
Name of the promoter or PAC on whose shares encumbrance has been created/ released/invoked		Ved Prakash Agarwal HUF											
Details of the creation of encumbrance :													
Name of the promoter(s) or PACs with him	Promoter holding in the target company (1)	Promoter holding already encumbered (2)	Details of events pertaining to encumbrance (3)									Post event holding of encumbered shares	
			No. of shares	% of total share capital	Type of event (creation/ release/ invocation)	Date of creation/ release/ invocation of encumbrance	Type of encumbrance (pledge/ lien/ disposal of non undertaking/ others)	Reasons for encumbrance	No. of shares	% of total share capital	Name of the entity in whose favour shares are encumbered		
Ved Prakash Agarwal HUF	276079	1.15	128079	0.54	Release	14.07.2023	Release of Pledge	Third Party Pledge	-28079	-0.12	Sidhpur Commodities Pvt. Ltd.	1000000	0.42

For Ved Prakash Agarwal HUF

V. P. Agarwal
Ved Prakash Agarwal (Karta)

Place : New Delhi
Date : 15.07.2023

* The details of encumbrances of residual promoters as on 13.07.2023 enclosed herewith as Annexure 1 is an extract of the data available of the Target Company

PRAKASH PIPES LIMITED
Details of encumbrance of residual promoters as on 13.07.2023

Sr. No.	Name of the Shareholder	Total shares held		Shares pledged or otherwise encumbered	
		No. of shares held	As a % of total share capital	No. of shares held	As a % of total share capital
1	VED PRAKASH AGARWAL	4515583	18.88	340000	1.42
2	MOHINI AGARWAL	127482	0.53	0	0.00
3	VIKRAM AGARWAL	50812	0.21	0	0.00
4	KANHA AGARWAL	14739	0.06	0	0.00
5	AMBROSIA COMMERCE PVT LTD.	242062	1.01	242062	1.01
6	FOCUS SECURITIES & CREDITS PVT. LTD.	182500	0.76	182500	0.76
7	GMK BUILDERS PVT LTD.	1020598	4.27	120000	0.50
8	GOEL CONTAINERS PVT LTD	72335	0.30	72335	0.30
9	HI-TECH MERCANTILE (INDIA) PVT LTD.	308750	1.29	308750	1.29
10	NEW ERA COMMERCE & SECURITIES PVT. LTD.	26998	0.11	0	0.00
11	OCEAN ISPAT PVT. LTD.	37500	0.16	37500	0.16
12	PAREEK OVERSEAS PVT LTD.	13	0.00	0	0.00
13	PRAKASH CAPITAL SERVICES LTD.	188558	0.79	188558	0.79
14	PRAKASH INDUSTRIAL FINANCE LTD.	113118	0.47	113118	0.47
15	PRIMENET GLOBAL LTD.	625	0.00	0	0.00
16	PRIME MERCANTILE PVT LTD.	462682	1.93	279996	1.17
17	PROSPERO SECURITIES PVT LTD.	76475	0.32	0	0.00
18	SHREE LABH LAKSHMI CAPITAL SERVICES PVT. LTD.	288933	1.21	288933	1.21
19	STYLE LEASING & FINANCE PVT LTD.	139300	0.58	0	0.00
20	TECHDRIVE SOFTWARE LTD.	134	0.00	0	0.00
21	TOOLS INDIA PVT LLTD	112612	0.47	112612	0.47
22	VISION MERCANTILE PVT LTD.	65937	0.28	50360	0.21
23	WELTER SECURITIES LTD.	625833	2.62	517083	2.16
24	HISSAR TUBES LLP	168751	0.71	168751	0.71
25	CHAIBASA STEEL LLP	31250	0.13	31250	0.13
26	DHRUV COMMERCE LLP	222687	0.93	109312	0.46
27	ESSENTIAL ELECTRONICS LLP	112425	0.47	112425	0.47
28	EVERSHINE MERCANTILE LLP	240212	1.00	140212	0.59
29	EXCEL FINCAP LLP	12766	0.05	0	0.00
30	FOUR WINGS MARKETING LLP	50212	0.21	50212	0.21
31	PREMIER FINCAP LLP	155435	0.65	60060	0.25
32	ROURKELA STEEL LLP	178391	0.75	0	0.00
33	SAMYAK SECURITIES LLP	187500	0.78	187500	0.78
34	SHIKHA MERCANTILE LLP	8825	0.04	0	0.00
35	SPRING MERCANTILE LLP	500	0.00	0	0.00
36	SUNVIN TRADING & INVESTMENT LLP	156250	0.65	0	0.00
37	SUVARNA MARKETING LLP	11875	0.05	0	0.00
38	UNITY MERCANTILE LLP	31446	0.13	0	0.00
39	TECHDRIVE SOFTWARE LLP	70309	0.29	0	0.00
	TOTAL	10312413	43.12	3713529	15.53

15th July, 2023

Listing Department
BSE Ltd.
Phiroze Jeejeebhoy Towers
Dalal Street
Mumbai – 400001
Email: corp.relations@bseindia.com

Company Code: 542684

Listing Department
National Stock Exchange of India Ltd
Exchange Plaza, 5th Floor, Plot No. C/1
G Block, Bandra-Kurla Complex,
Bandra (E), Mumbai - 400051
Email: takeover@nse.co.in

Company Symbol: PPL

**Sub: Disclosure under Regulation 31 of Securities and Exchange Board of India
(Substantial Acquisition of Shares and Takeovers) Regulations, 2011**


Dear Sir,

In terms of the provisions of Regulation 31 of the SEBI (Substantial Acquisition of Shares and Takeovers) Regulations, 2011, I being Promoter of Prakash Pipes Limited hereby enclosing the details of shares released from pledge held by me in the prescribed format.

This is for your information and record please.

Thanking you,

Yours faithfully,



Ved Prakash Agarwal

Encl: as above

CC To:

Prakash Pipes Ltd.
Darjiyan Wali Gali, Rayya
Teh.-Baba Bakala
Amritsar– 143112 (Punjab)
Email: pplho@prakash.com

Disclosure by the Promoter(s) to the stock exchanges and to the Target Company for encumbrance of shares / invocation of encumbrance/ release of encumbrance, in terms of Regulation 31(1) and 31(2) of SEBI (Substantial Acquisition of Shares and Takeovers) Regulation, 2011

Name of the Target Company(TC)		PRAKASH PIPES LIMITED										
Names of the Stock Exchanges where the shares of the target company are listed		BSE Ltd. & National Stock Exchange of India Ltd.										
Date of reporting		15 July 2023										
Name of the promoter or PAC on whose shares encumbrance has been created/ released/invoked		Ved Prakash Agarwal										
Details of the creation of encumbrance :		Details of events pertaining to encumbrance (3)										
Name of the promoter(s) or PACs with him	Promoter holding in the target company (1)	Promoter holding already encumbered (2)	% of total share capital	Type of event (creation/ release/ invocation)	Date of creation/ release/ invocation	Type of encumbrance (pledge/ lien/ disposal of non undertaking/ others)	Reasons for encumbrance	No. of shares	% of total share capital	Name of the entity in whose favour shares are encumbered	No. of shares	% of total share capital
Ved Prakash Agarwal	4515583	340000	1.42	Release	14.07.2023	Release of Pledge	Third Party Pledge	-340000	-1.42	Sidhpur Commodities Pvt. Ltd.	0	0.00

V. P. Agarwal

Ved Prakash Agarwal

Place : New Delhi

Date : 15.07.2023

* The details of encumbrances of residual promoters as on 13.07.2023 enclosed herewith as Annexure 1 is an extract of the data available of the Target Company

PRAKASH PIPES LIMITED
Details of encumbrance of residual promoters as on 13.07.2023

Sr. No.	Name of the Shareholder	Total shares held		Shares pledged or otherwise encumbered	
		No. of shares held	As a % of total share capital	No. of shares held	As a % of total share capital
1	VED PRAKASH AGARWAL HUF	276079	1.15	128079	0.54
2	MOHINI AGARWAL	127482	0.53	0	0.00
3	VIKRAM AGARWAL	50812	0.21	0	0.00
4	KANHA AGARWAL	14739	0.06	0	0.00
5	AMBROSIA COMMERCE PVT LTD.	242062	1.01	242062	1.01
6	FOCUS SECURITIES & CREDITS PVT. LTD.	182500	0.76	182500	0.76
7	GMK BUILDERS PVT LTD.	1020598	4.27	120000	0.50
8	GOEL CONTAINERS PVT LTD	72335	0.30	72335	0.30
9	HI-TECH MERCANTILE (INDIA) PVT LTD.	308750	1.29	308750	1.29
10	NEW ERA COMMERCE & SECURITIES PVT. LTD.	26998	0.11	0	0.00
11	OCEAN ISPAT PVT. LTD.	37500	0.16	37500	0.16
12	PAREEK OVERSEAS PVT LTD.	13	0.00	0	0.00
13	PRAKASH CAPITAL SERVICES LTD.	188558	0.79	188558	0.79
14	PRAKASH INDUSTRIAL FINANCE LTD.	113118	0.47	113118	0.47
15	PRIMENET GLOBAL LTD.	625	0.00	0	0.00
16	PRIME MERCANTILE PVT LTD.	462682	1.93	279996	1.17
17	PROSPERO SECURITIES PVT LTD.	76475	0.32	0	0.00
18	SHREE LABH LAKSHMI CAPITAL SERVICES PVT. LTD.	288933	1.21	288933	1.21
19	STYLE LEASING & FINANCE PVT LTD.	139300	0.58	0	0.00
20	TECHDRIVE SOFTWARE LTD.	134	0.00	0	0.00
21	TOOLS INDIA PVT LLTD	112612	0.47	112612	0.47
22	VISION MERCANTILE PVT LTD.	65937	0.28	50360	0.21
23	WELTER SECURITIES LTD.	625833	2.62	517083	2.16
24	HISSAR TUBES LLP	168751	0.71	168751	0.71
25	CHAIBASA STEEL LLP	31250	0.13	31250	0.13
26	DHRUV COMMERCE LLP	222687	0.93	109312	0.46
27	ESSENTIAL ELECTRONICS LLP	112425	0.47	112425	0.47
28	EVERSHINE MERCANTILE LLP	240212	1.00	140212	0.59
29	EXCEL FINCAP LLP	12766	0.05	0	0.00
30	FOUR WINGS MARKETING LLP	50212	0.21	50212	0.21
31	PREMIER FINCAP LLP	155435	0.65	60060	0.25
32	ROURKELA STEEL LLP	178391	0.75	0	0.00
33	SAMYAK SECURITIES LLP	187500	0.78	187500	0.78
34	SHIKHA MERCANTILE LLP	8825	0.04	0	0.00
35	SPRING MERCANTILE LLP	500	0.00	0	0.00
36	SUNVIN TRADING & INVESTMENT LLP	156250	0.65	0	0.00
37	SUVARNA MARKETING LLP	11875	0.05	0	0.00
38	UNITY MERCANTILE LLP	31446	0.13	0	0.00
39	TECHDRIVE SOFTWARE LLP	70309	0.29	0	0.00
	TOTAL	6072909	25.39	3501608	14.64