



**Corporate Office & Communication Address:**

401 Aza House, 24, Turner Road, Bandra (W), Mumbai 400 050. Website: [www.panamapetro.com](http://www.panamapetro.com)  
Phone : 91-22-42177777 | Fax : 91-22-42177788 | E-mail : [ho@panamapetro.com](mailto:ho@panamapetro.com)  
CIN No. L23209GJI982PLC00506

**May 31, 2021**

<b>To,</b> <b>The Manager- CRD</b> Bombay Stock Exchange Limited Pjiroze Jeejeebhoy Towers, Dalal Street, Fort, Mumbai 400 001 <b>Scrip Code: 524820</b>	<b>To,</b> <b>The Listing Head</b> National Stock Exchange of India Limited, Bandra-Kurla Complex Bandra (E), Mumbai-400 051 <b>Scrip Symbol :PANAMAPET</b>
---	--

**Sub.: Outcome of the Board Meeting**

Dear Sir,

In continuation of our letter dated May 22, 2021, we write to inform you that the Board of Directors of the Company at its meeting held today inter-alia:

1. Approved and taken on record the standalone and consolidated audited financial results for the quarter/year ended March 31, 2021 and the audited financial statements (standalone and consolidated) for the year ended March 31, 2021.
2. Recommended a dividend @ Rs 2 per equity share of Rs. 2/- each (100%) for the financial year ended March 31, 2021. The dividend on Equity Shares, if approved by the shareholders, shall be paid or warrants thereof will be dispatched within two weeks from the conclusion of the ensuing Annual General Meeting.

Pursuant to Regulation 33 of SEBI (Listing Obligations and Disclosure Requirements) Regulations, 2015, we enclose the following:

- a. Copy of audited financial results (standalone and consolidated) for the quarter and year ended March 31, 2021; and
- b. Auditors' Report on the Audited financial results- standalone and consolidated.

Pursuant to Regulation 33 of SEBI (Listing Obligations and Disclosure Requirements) Regulations, 2015 we hereby confirm that the reports of the auditors are with unmodified opinion with respect to the audited (standalone and consolidated) financial results of the company for the quarter/year ended March 31, 2021.

The Board meeting commenced at 12 Noon and concluded at 12:57 P.M

We request you to kindly bring the above information to the notice of members.

Thanking You,

**For Panama Petrochem Limited**


**Gayatri Sharma**

**Company Secretary & Compliance officer**

Copy to : **The Luxembourg Stock Exchange**



# JMR & ASSOCIATES LLP

CHARTERED ACCOUNTANTS

Boman House, Office No. 4, 1st Floor, 2nd Homji Street, P. M. Road, Fort, Mumbai - 400 001  
Tel : 91 22 66102224 / 25 / 26 • Fax : 91 22 66102226 • Email : info@jmrassociates.com • Website : www.jmrassociates.com

**Independent Auditor's Report on Ind AS Standalone Financial Results of Panama Petrochem Limited, pursuant to the Regulation 33 of the SEBI (Listing Obligations and Disclosure Requirements) Regulations, 2015**

To The Board of Directors of  
Panama Petrochem Limited

**Report on the audit of the Standalone Financial Results**

**Opinion:**

We have audited the accompanying statements of financial results of **Panama Petrochem Limited** (the "Company") for the quarter and year ended March 31, 2021 together with notes thereon (the "Financial Statement") attached herewith being submitted by the Company pursuant to the requirement of Regulation 33 of the Securities and Exchange Board of India (Listing Obligations and Disclosure Requirements) Regulations, 2015, as amended (the "Listing Regulations, 2015").

In our opinion and to the best of our information and according to the explanations given to us, these financial results:

- a. are presented in accordance with the requirements of Regulation 33 of the Listing Regulations, 2015; and
- b. gives a true and fair view in conformity with Indian Accounting Standards prescribed under Section 133 of the Companies Act 2013 (the "Act") read with relevant rules issued there under and other accounting principles generally accepted in India of the net profit and total comprehensive income and other financial information of the Company for the quarter and year ended March 31, 2021.

**Basis for Opinion:**

We conducted our audit of the Statement in accordance with the Standards on Auditing ("SA"s) specified under Section 143(10) of the Act. Our responsibilities under those Standards are further described in the Auditor's Responsibilities for the Audit of the Standalone Financial Results section of our report. We are independent of the Company in accordance with the Code of Ethics issued by the Institute of Chartered Accountants of India ("ICAI") together with the ethical requirements that are relevant to our audit of the Standalone Financial Results under the provisions of the Act and the Rules thereunder, and we have fulfilled our other ethical responsibilities in accordance with these requirements and the ICAI's Code of Ethics. We believe that the audit evidence obtained by us is sufficient and appropriate to provide a basis for our audit opinion.





**Management's Responsibilities for the Standalone Financial Results:**

These financial results, which is the responsibility of the Company's Management and approved by the Board of Directors, has been compiled from the related audited standalone financial statements for the year ended March 31, 2021. The Company's Board of Directors are responsible for the preparation and presentation of the Standalone Financial Results that give a true and fair view of the net profit and other comprehensive income and other financial information in accordance with the recognition and measurement principles laid down in Ind AS, prescribed under Section 133 of the Act, read with relevant rules issued thereunder and other accounting principles generally accepted in India and in compliance with Regulation 33 of the Listing Regulations. This responsibility also includes maintenance of adequate accounting records in accordance with the provisions of the Act for safeguarding the assets of the Company and for preventing and detecting frauds and other irregularities; selection and application of appropriate accounting policies; making judgments and estimates that are reasonable and prudent; and the design, implementation and maintenance of adequate internal financial controls that were operating effectively for ensuring the accuracy and completeness of the accounting records, relevant to the preparation and presentation of the Standalone Financial Results that give a true and fair view and is free from material misstatement, whether due to fraud or error.

In preparing the Standalone Financial Results, the Board of Directors are responsible for assessing the Company's ability, to continue as a going concern, disclosing, as applicable, matters related to going concern and using the going concern basis of accounting unless the Board of Directors either intends to liquidate the Company or to cease operations, or has no realistic alternative but to do so.

The Board of Directors are also responsible for overseeing the financials reporting process of the Company.

**Auditor's Responsibilities**

**(a) Audit of the Standalone Financial Results for the quarter and year ended March 31, 2021:**

Our objectives is to obtain reasonable assurance about whether the Standalone Financial Results as a whole is free from material misstatement, whether due to fraud or error, and to issue an auditor's report that includes our opinion.

Reasonable assurance is a high level of assurance, but is not a guarantee that an audit conducted in accordance with SAs will always detect a material misstatement when it exists. Misstatements can arise from fraud or error and are considered material if, individually or in the aggregate, they could reasonably be expected to influence the economic decisions of users taken on the basis of this Standalone Financial Results.





As part of an audit in accordance with SAs, we exercise professional judgment and maintain professional skepticism throughout the audit. We also:

- Identify and assess the risks of material misstatement of the Annual Standalone Financial Results, whether due to fraud or error, design and perform audit procedures responsive to those risks, and obtain audit evidence that is sufficient and appropriate to provide a basis for our opinion. The risk of not detecting a material misstatement resulting from fraud is higher than for one resulting from error, as fraud may involve collusion, forgery, intentional omissions, misrepresentations, or the override of internal control.
- Obtain an understanding of internal financial controls relevant to the audit in order to design audit procedures that are appropriate in the circumstances, but not for the purpose of expressing an opinion on the effectiveness of such controls.
- Evaluate the appropriateness of accounting policies used and the reasonableness of accounting estimates made by the Board of Directors.
- Evaluate the appropriateness and reasonableness of disclosures made by the Board of Directors in terms of the requirements specified under Regulation 33 of the Listing Regulations.
- Conclude on the appropriateness of the Board of Directors' use of the going concern basis of accounting and, based on the audit evidence obtained, whether a material uncertainty exists related to events or conditions that may cast significant doubt on the ability of the Company to continue as a going concern. If we conclude that a material uncertainty exists, we are required to draw attention in our auditor's report to the related disclosures in the Statement or, if such disclosures are inadequate, to modify our opinion. Our conclusions are based on the audit evidence obtained up to the date of our auditor's report. However, future events or conditions may cause the Company to cease to continue as a going concern.
- Evaluate the overall presentation, structure and content of the Standalone Financial Results, including the disclosures, and whether the Standalone Financial Results represent the underlying transactions and events in a manner that achieves fair presentation.
- Obtain sufficient appropriate audit evidence regarding the Standalone Financial Results of the Company to express an opinion on the Standalone Financial Results.

Materiality is the magnitude of misstatements in the Standalone Financial Results that, individually or in aggregate, makes it probable that the economic decisions of a reasonably knowledgeable user of the Standalone Financial Results may be influenced. We consider quantitative materiality and qualitative factors in (i) planning the scope of our audit work and in evaluating the results of our work; and (ii) to evaluate the effect of any identified misstatements in the Standalone Financial Results.





We communicate with those charged with governance regarding, among other matters, the planned scope and timing of the audit and significant audit findings, including any significant deficiencies in internal control that we identify during our audit.

We also provide those charged with governance with a statement that we have complied with relevant ethical requirements regarding independence, and to communicate with them all relationships and other matters that may reasonably be thought to bear on our independence, and where applicable, related safeguards.

(b) Review of the standalone financials results for the quarter ended March 31, 2021:

We conducted our review of the Statement in accordance with the Standard on Review Engagements (SRE) 2410 "Review of Interim Financial Information Performed by the Independent Auditor of the Entity," issued by the Institute of Chartered Accountants of India. This standard requires that we plan and perform the review to obtain moderate assurance as to whether the financial statements are free of material misstatement.

**Other Matters:**

The statement includes the results for the quarter ended March 31, 2021 and March 31, 2020 being the balancing figure between audited figures in respect of the full financial year and the published year to date figures upto the third quarter of the relevant financial year which were subject to limited review by us.

Our report on the statement is not modified in respect of this matter.

**For JMR & Associates LLP**

*Chartered Accountants*

Firm Registration No.106912W / W100300

  
**CA. Nikesh Jain**

*Partner*

Membership No.114003

UDIN: 21114003AAAA DG 8355



**Mumbai; 31 May 2021**

PANAMA PETROCHEM LIMITED

Regd. Office:- Plot No. 3303, G.I.D.C., Ankleshwar-393002

Corp. Office:- 4th Floor, Aza House, Turner Rd., Near Tawa Restaurant, Bandra (W), Mumbai - 50

CIN : L23209GJ1982PLC005062



PART I


AUDITED FINANCIAL RESULTS FOR THE QUARTER AND YEAR ENDED 31 MARCH 2021

₹ In Lakhs

STAND ALONE

Sr. No.	PARTICULARS	Quarter Ended			Year Ended	
		31 March	31 December	31 March	31 March	
		2021	2020	2020	2021	2020
		(Audited) *	(Unaudited)	(Audited) *	(Audited)	(Audited)
<b>1</b>	<b>Income</b>					
	(a) Revenue from operations	43,431.18	36,225.35	18,334.61	1,20,226.85	81,345.77
	(b) Other income	112.66	265.36	72.36	503.58	281.33
	<b>Total Income</b>	<b>43,543.84</b>	<b>36,490.71</b>	<b>18,406.97</b>	<b>1,20,730.43</b>	<b>81,627.10</b>
<b>2</b>	<b>Expenses</b>					
	(a) Cost of material consumed	30,473.16	26,545.53	15,910.94	89,563.61	69,414.18
	(b) Purchase of Stock-in-trade	2,719.38	599.53	108.72	4,953.97	736.63
	(c) (Increase)/decrease in inventories of traded goods and finished goods	(594.49)	(1,279.53)	194.15	(2,548.09)	971.60
	(d) Employee benefits expense	821.64	1,009.68	214.60	2,512.63	922.64
	(e) Finance costs	131.80	144.61	176.95	579.75	1,334.61
	(f) Depreciation and amortization expense	126.41	123.39	120.77	495.59	471.78
	(g) Exchange (gain)/loss	30.68	(38.80)	(83.25)	(168.00)	(70.37)
	(h) Other expenditure	2,651.25	2,380.00	1,350.35	8,581.72	5,686.73
	<b>Total Expenses</b>	<b>36,359.83</b>	<b>29,484.41</b>	<b>17,993.23</b>	<b>1,03,971.18</b>	<b>79,467.80</b>
<b>3</b>	<b>Profit before tax (1-2)</b>	<b>7,184.01</b>	<b>7,006.30</b>	<b>413.74</b>	<b>16,759.25</b>	<b>2,159.30</b>
<b>4</b>	<b>Tax Expense</b>					
	(a) Current tax	1,780.20	1,802.00	82.00	4,211.70	490.00
	(b) Deferred tax	24.23	140.64	39.75	204.18	(153.30)
	<b>Total tax expenses</b>	<b>1,804.43</b>	<b>1,942.64</b>	<b>121.75</b>	<b>4,415.88</b>	<b>336.70</b>
<b>5</b>	<b>Profit/(loss) for the period (3-4)</b>	<b>5,379.58</b>	<b>5,063.66</b>	<b>291.99</b>	<b>12,343.37</b>	<b>1,822.60</b>
<b>6</b>	<b>OTHER COMPREHENSIVE INCOME:</b>					
	A) (i) Items that will not be reclassified subsequently to profit or loss	17.56	(0.95)	5.18	14.72	1.98
	(ii) Income tax relating to items that will not be reclassified to profit or loss	(4.43)	0.24	(1.31)	(3.71)	(0.40)
	B) (i) Items that will be reclassified to profit or loss	(1.02)	2.34	(4.76)	0.48	(6.78)
	(ii) Income tax relating to items that will be reclassified to profit or loss	0.26	(0.59)	1.20	(0.12)	1.71
	<b>Total Other Comprehensive Income</b>	<b>12.37</b>	<b>1.04</b>	<b>0.31</b>	<b>11.37</b>	<b>(3.49)</b>
<b>7</b>	<b>TOTAL COMPREHENSIVE INCOME FOR THE PERIOD / YEAR: (5-6)</b> (Comprising of Profit/(Loss) and Other Comprehensive Income for the Period)	<b>5,391.95</b>	<b>5,064.70</b>	<b>292.30</b>	<b>12,354.74</b>	<b>1,819.11</b>
<b>8</b>	<b>Paid-up Equity Share Capital (Face Value ₹ 2 each)</b>	<b>1,209.87</b>	<b>1,209.87</b>	<b>1,209.87</b>	<b>1,209.87</b>	<b>1,209.87</b>
<b>9</b>	<b>Reserves excluding Revaluation Reserve as at balance sheet date</b>				<b>48,667.33</b>	<b>37,038.51</b>
<b>10</b>	<b>Basic and diluted earnings per shares (₹)</b>	<b>8.89</b>	<b>8.37</b>	<b>0.48</b>	<b>20.40</b>	<b>3.01</b>

\* Refer note no. 5



PARTICULARS	STAND ALONE	
	As at	As at
	31 March 2021 (Audited)	31 March 2020 (Audited)
<b>Assets</b>		
<b>1. Non-current assets</b>		
(a) Property, Plant and Equipment	9,022.72	7,955.07
(b) Capital work-in-progress	2,239.62	1,723.76
(c) Investment property	990.52	1,008.63
(d) Right -of-use assets	2,418.09	2,504.68
(e) Intangible Assets	-	-
(f) Financial Assets		
(i) Investments	5,193.16	5,192.68
(ii) Others	37.43	70.22
(g) Other non-current assets	50.34	61.27
<b>Total Non Current Assets</b>	<b>19,951.88</b>	<b>18,516.31</b>
<b>2. Current assets</b>		
(a) Inventories	25,979.91	19,247.73
(b) Financial Assets		
(i) Trade Receivables	29,282.99	19,092.70
(ii) Cash and cash equivalents	4,150.42	3,009.24
(iii) Bank Balances other than (ii) above	66.50	352.04
(iv) Loans	57.73	46.12
(v) Others	215.58	432.35
(c) Current Tax Assets (Net)	12.75	306.78
(d) Other Current Assets	1,436.67	1,023.05
<b>Total Current Assets</b>	<b>61,202.55</b>	<b>43,510.01</b>
<b>Total Assets</b>	<b>81,154.43</b>	<b>62,026.32</b>
<b>Equity and Liabilities</b>		
<b>Equity</b>		
(a) Equity Share Capital	1,209.87	1,209.87
(b) Other Equity	48,667.33	37,038.51
<b>Total Equity</b>	<b>49,877.20</b>	<b>38,248.38</b>
<b>Liabilities</b>		
<b>1. Non-current Liabilities</b>		
(a) Lease liabilities	15.00	48.92
(b) Provisions	71.59	87.95
(c) Deferred Tax Liabilities (Net)	951.90	747.04
<b>Total Non -current Liabilities</b>	<b>1,038.49</b>	<b>883.91</b>
<b>2. Current Liabilities</b>		
(a) Financial Liabilities		
(i) Lease liabilities	32.58	48.67
(ii) Borrowings	779.10	72.01
(iii) Trade Payables	-	-
[a] Total outstanding dues of micro enterprises and small enterprises	-	-
[b] Total outstanding dues of creditors other than micro enterprises and small enterprises	27,932.25	22,029.20
(iv) Other Financial Liabilities	233.77	209.15
(b) Other Current Liabilities	1,238.19	516.57
(c) Provisions	22.85	18.43
(d) Current Tax Liabilities (Net)	-	-
<b>Total Current Liabilities</b>	<b>30,238.74</b>	<b>22,894.03</b>
<b>Total Equity and Liabilities</b>	<b>81,154.43</b>	<b>62,026.32</b>



Panama Petrochem Limited Standalone Statement of Cash Flows as at 31 March 2021		
PARTICULARS	₹ In Lakhs	
	As at	As at
	31 March 2021	31 March 2020
	(Audited)	(Audited)
<b>A. Cash Flows from operating activities</b>		
<b>Profit before tax from continuing operation</b>	<b>16,759.25</b>	<b>2,159.30</b>
<b>Adjustments for -</b>		
Depreciation on property, plant and equipment and investment property	495.59	471.78
Finance costs	579.75	1,334.61
(Profit)/loss on sale of property, plant and equipment (net)	(0.06)	(0.79)
Unrealized foreign exchange loss/(gain)	37.73	222.83
Unrealized foreign exchange loss/(gain) on derivative contract	5.68	291.75
Interest income	(81.82)	(30.76)
Dividend income	(0.04)	(0.06)
Lease rental received	(344.12)	(227.87)
Bad debts, provision for doubtful debts	(26.46)	(19.67)
<b>Operating profit before working capital changes</b>	<b>17,425.50</b>	<b>4,201.12</b>
(Increase)/decrease in trade receivables	(10,345.03)	7,758.35
(Increase)/decrease in inventories	(6,732.18)	11,822.72
(Increase)/decrease in loans and advances	197.29	(341.63)
(Increase)/decrease in other current assets	(379.22)	1,245.78
Increase/(decrease) in trade payables	6,080.91	(6,724.16)
Increase/(decrease) in other financial liabilities and provisions	674.23	(724.35)
	6,921.50	17,237.83
Direct taxes paid (Net of refunds)	(3,917.67)	(629.16)
<b>Net cash flow from/(used in) operating activity (A)</b>	<b>3,003.83</b>	<b>16,608.67</b>
<b>B. Cash flows from investing activities</b>		
Additions to property, plant and equipment and investment property	(1,943.56)	(1,455.76)
Sales of property, plant and equipment	0.39	9.26
Reclassified on account of adoption of Ind AS 116	-	(145.05)
Redemption/maturity of bank deposits (having original maturity of more than three months)	322.77	(183.72)
Payment from unpaid dividend account	(2.24)	(27.04)
Interest received	81.83	37.34
Lease rental received	344.12	227.87
Dividend received	0.04	0.06
<b>Net cash flow from/(used in) investing activities (B)</b>	<b>(1,196.65)</b>	<b>(1,537.04)</b>
<b>C. Cash flows from financing activities</b>		
Proceeds/ (Repayment) from/of short-term borrowing (net)	707.09	(10,395.62)
Interest paid	(615.02)	(1,305.46)
Dividend paid	(723.68)	(722.27)
Dividend tax paid	-	(149.22)
<b>Net cash flow from/(used in) financing activities (C)</b>	<b>(631.61)</b>	<b>(12,572.57)</b>
Net increase/(decrease) in cash and cash equivalents (A+B+C)	1,175.57	2,499.06
Effect of exchange differences on cash & cash equivalents held in foreign currency	(34.39)	148.61
Cash and cash equivalents at the beginning of the year	3,009.24	361.57
<b>Cash and cash equivalents at the end of the year</b>	<b>4,150.42</b>	<b>3,009.24</b>
<b>Components of Cash and Cash Equivalents</b>		
Cash on hand	1.24	2.84
With banks		
- on current accounts	4,149.18	3,006.40
- on deposit accounts	37.22	325.00
	4,187.64	3,334.24
Less: Deposit accounts with more than 3 months but less than 12 months maturity	37.22	325.00
<b>Total Cash and Cash Equivalents</b>	<b>4,150.42</b>	<b>3,009.24</b>


\* The company can utilize these balances only towards the settlement of the respective unpaid dividend.  
The Cash Flow Statement has been prepared under the "Indirect Method" as set out in Ind As 7 specified under section 133 of the Companies Act, 2013.





Notes:

- 1) The results for the quarter and year ended 31 March 2021 were reviewed and recommended by the Audit Committee and approved by the Board of Directors in their meeting held on 31 May 2021 . The above results for the year ended 31 March 2021 have been audited by statutory auditors of the Company in terms of Regulation 33 of the SEBI (Listing Obligations and Disclosure Requirements) Regulations, 2015.
- 2) The results has been prepared in accordance with the Companies (Indian Accounting Standards) Rules, 2015 (as amended), prescribed under section 133 of the Companies Act, 2013 and other recognised accounting practices and policies, to the extent applicable.
- 3) The Company's business segment consists of a single primary segment of Specialty petroleum products, as per Indian Accounting Standard (Ind AS-108) Operating Segment.
- 4) The Board of Directors in it's meeting held today, have recommended for the approval of members a Dividend of ₹ 2/- per equity share (100%) of ₹ 2/- each for the financial year 2020-2021.
- 5) The figures of the quarters ended 31 March 2021 and 31 March 2020 are balancing figures between the audited figures in respect of the full financial year ended on 31 March 2021 and 31 March 2020 (Ind AS) respectively and the published year to date Ind AS figures upto third quarters ended on 31 December 2020 and 31 December 2019 respectively, which were subjected to a limited review.
- 6) Figures of corresponding previous year/period(s) have been restated/regrouped/reclassified wherever necessary.



Place: Mumbai  
Date: 31 May 2021



For PANAMA PETROCHEM LTD.

  
Amin A Rayani  
(Managing Director & CEO)  
DIN: 00002652



# JMR & ASSOCIATES LLP

CHARTERED ACCOUNTANTS

Boman House, Office No. 4, 1st Floor, 2nd Homji Street, P. M. Road, Fort, Mumbai - 400 001  
Tel : 91 22 66102224 / 25 / 26 • Fax : 91 22 66102226 • Email : info@jmrassociates.com • Website : www.jmrassociates.com

**Independent Auditor's Report on Ind AS Consolidated Financial Results of Panama Petrochem Limited, pursuant to the Regulation 33 of the SEBI (Listing Obligations and Disclosure Requirements) Regulations, 2015**

To The Board of Directors of  
Panama Petrochem Limited

**Report on the audit of the Consolidated Financial Results**

**Opinion:**

We have audited the accompanying statements of Consolidated Financial Results of **Panama Petrochem Limited** ('the Parent') and its subsidiary Company i.e. **Panol Industries RMC FZE** (collectively referred to as 'the Group') for the quarter and year ended March 31, 2021 together with notes thereon (the "Financial Statement") attached herewith being submitted by the Company pursuant to the requirement of Regulation 33 of the Securities and Exchange Board of India (Listing Obligations and Disclosure Requirements) Regulations, 2015, as amended (the "Listing Regulations, 2015").

In our opinion and to the best of our information and according to the explanations given to us, the Consolidated Financial Results:

- a. are presented in accordance with the requirements of Regulation 33 of the Listing Regulations; and
- b. gives a true and fair view in conformity with Indian Accounting Standards prescribed under Section 133 of the Companies Act 2013 (the "Act") read with relevant rules issued thereunder and other accounting principles generally accepted in India of the consolidated net profit and consolidated total comprehensive income and other financial information of the Group for the quarter and year ended March 31, 2021.

**Basis for Opinion:**

We conducted our audit of the Statement in accordance with the Standards on Auditing ("SA"s) specified under Section 143(10) of the Act. Our responsibilities under those Standards are further described in the Auditor's Responsibilities for the Audit of the Consolidated Financial Results section of our report. We are independent of the Group in accordance with the Code of Ethics issued by the Institute of Chartered Accountants of India ("ICAI") together with the ethical requirements that are relevant to our audit of the Consolidated Financial Results under the provisions of the Act and the Rules thereunder, and we have fulfilled our other ethical responsibilities in accordance with these requirements and the ICAI's Code of Ethics. We believe that the audit evidence obtained by us is sufficient and appropriate to provide a basis for our audit opinion.





### **Management's Responsibilities for the Consolidated Financial Results:**

This Statement, which includes the Consolidated Financial Results is the responsibility of the Parent's Board of Directors, and has been approved by them for the issuance. The Consolidated Financial Results for the year ended March 31, 2021 has been compiled from the related audited Consolidated Financial Results. The Company's Board of Directors are responsible for the preparation and presentation of the Consolidated Financial Results that give a true and fair view of the consolidated net profit and Consolidated other comprehensive income and other financial information in accordance with the recognition and measurement principles laid down in Ind AS, prescribed under Section 133 of the Act, read with relevant rules issued thereunder and other accounting principles generally accepted in India and in compliance with Regulation 33 of the Listing Regulations. This responsibility also includes maintenance of adequate accounting records in accordance with the provisions of the Act for safeguarding the assets of the Group and for preventing and detecting frauds and other irregularities; selection and application of appropriate accounting policies; making judgments and estimates that are reasonable and prudent; and the design, implementation and maintenance of adequate internal financial controls that were operating effectively for ensuring the accuracy and completeness of the accounting records, relevant to the preparation and presentation of the Consolidated Financial Results that give a true and fair view and is free from material misstatement, whether due to fraud or error.

In preparing the Consolidated Financial Results, the respective Board of Directors of the Company included in the group are responsible for assessing the ability of the respective Company's, to continue as a going concern, disclosing, as applicable, matters related to going concern and using the going concern basis of accounting unless the Respective Board of Directors either intends to liquidate their respective Companies or to cease operations, or has no realistic alternative but to do so.

The respective Board of Directors of the companies included in the Group are responsible for overseeing the financials reporting process of the Group.

### **Auditor's Responsibilities**

**(a) Audit of the Consolidated Financial Results for the quarter and year ended March 31, 2021:**

Our objectives is to obtain reasonable assurance about whether the Consolidated Financial Results as a whole is free from material misstatement, whether due to fraud or error, and to issue an auditor's report that includes our opinion.






Reasonable assurance is a high level of assurance, but is not a guarantee that an audit conducted in accordance with SAs will always detect a material misstatement when it exists. Misstatements can arise from fraud or error and are considered material if, individually or in the aggregate, they could reasonably be expected to influence the economic decisions of users taken on the basis of this Consolidated Financial Results.

As part of an audit in accordance with SAs, we exercise professional judgment and maintain professional skepticism throughout the audit. We also:

- Identify and assess the risks of material misstatement of the Annual Consolidated Financial Results, whether due to fraud or error, design and perform audit procedures responsive to those risks, and obtain audit evidence that is sufficient and appropriate to provide a basis for our opinion. The risk of not detecting a material misstatement resulting from fraud is higher than for one resulting from error, as fraud may involve collusion, forgery, intentional omissions, misrepresentations, or the override of internal control.
- Obtain an understanding of internal financial controls relevant to the audit in order to design audit procedures that are appropriate in the circumstances, but not for the purpose of expressing an opinion on the effectiveness of such controls.
- Evaluate the appropriateness of accounting policies used and the reasonableness of accounting estimates made by the Board of Directors.
- Evaluate the appropriateness and reasonableness of disclosures made by the Board of Directors in terms of the requirements specified under Regulation 33 of the Listing Regulations.
- Conclude on the appropriateness of the Board of Directors' use of the going concern basis of accounting and, based on the audit evidence obtained, whether a material uncertainty exists related to events or conditions that may cast significant doubt on the ability of the Group to continue as a going concern. If we conclude that a material uncertainty exists, we are required to draw attention in our auditor's report to the related disclosures in the Consolidated Financial Results or, if such disclosures are inadequate, to modify our opinion. Our conclusions are based on the audit evidence obtained up to the date of our auditor's report. However, future events or conditions may cause the Group to cease to continue as a going concern.
- Evaluate the overall presentation, structure and content of the Consolidated Financial Results, including the disclosures, and whether the Consolidated Financial Results represent the underlying transactions and events in a manner that achieves fair presentation.
- Obtain sufficient appropriate audit evidence regarding the Consolidated Financial Results of the Company to express an opinion on the Consolidated Financial Results.





Materiality is the magnitude of misstatements in the Consolidated Financial Results that, individually or in aggregate, makes it probable that the economic decisions of a reasonably knowledgeable user of the Consolidated Financial Results may be influenced. We consider quantitative materiality and qualitative factors in (i) planning the scope of our audit work and in evaluating the results of our work; and (ii) to evaluate the effect of any identified misstatements in the Consolidated Financial Results.

We communicate with those charged with governance of the parent regarding, among other matters, the planned scope and timing of the audit and significant audit findings, including any significant deficiencies in internal control that we identify during our audit.

We also provide those charged with governance of the parent with a statement that we have complied with relevant ethical requirements regarding independence, and to communicate with them all relationships and other matters that may reasonably be thought to bear on our independence, and where applicable, related safeguards.

(b) Review of the Consolidated financials results for the quarter ended March 31, 2021

We conducted our review of the Statement in accordance with the Standard on Review Engagements (SRE) 2410 "Review of Interim Financial Information Performed by the Independent Auditor of the Entity," issued by the Institute of Chartered Accountants of India. This standard requires that we plan and perform the review to obtain moderate assurance as to whether the financial statements are free of material misstatement.


The Statement includes the results of the subsidiary i.e. Panol Industries RMC, FZE.

**Other Matters:**

The consolidated financial results includes the financial information/ financial results of the subsidiary which have been audited by its auditor, whose financial information / financial results reflect total assets of Rs. 23,301.60 lakhs as at March 31, 2021 and total revenues of Rs. 10,756.47 and Rs. 24,484.38 lakhs for the quarter and year ended 31<sup>st</sup> March 2021 respectively, total comprehensive income and net profit after tax of Rs. 621.01 and Rs. 1,191.95 lakhs for the quarter and year ended March 31, 2021 respectively, as considered in the consolidated audited financial results. These interim financial information / financial results have been audited by subsidiary auditor whose reports have been furnished to us by the Management and our conclusion on the Statement, is so far as it relates to the amounts and disclosures included in respect of this subsidiary, is based solely on the reports of other auditor and procedure followed by us.

Our opinion is not modified in respect of the above matter.

In the Statement, the figures for the quarter ended March 31, 2021 and March 31, 2020 as reported in these financial results are the balancing figures between figures in respect of the full





# JMR & ASSOCIATES LLP

CHARTERED ACCOUNTANTS

financial year and the published year to date figures up to the end of third quarter of the relevant financial year, which were subjected to a limited review.

Our opinion is not modified in respect of the above matter.

For JMR & Associates LLP  
Chartered Accountants  
Firm Registration No.106912W / W100300

  
CA. Nikesh Jain

Partner

Membership No.114003

UDIN: 21114003AAAASR7844



Mumbai; 31 May 2021

PANAMA PETROCHEM LIMITED

Regd. Office:- Plot No. 3303, G.I.D.C., Ankleshwar-393002

Corp. Office:- 4th Floor, Aza House, Turner Rd., Near Tawa Restaurant, Bandra (W), Mumbai - 50

CIN : L23209GJ1982PLC005062



PART I

AUDITED FINANCIAL RESULTS FOR THE QUARTER AND YEAR ENDED 31 MARCH 2021

₹ In Lakhs

Sr. No.	PARTICULARS	Consolidated				
		Quarter Ended			Year Ended	
		31 March	31 December	31 March	31 March	
		2021	2020	2020	2021	2020
	(Audited) *	(Unaudited)	(Audited) *	(Audited)	(Audited)	
<b>1</b>	<b>Income</b>					
	(a) Revenue from operations	54,187.27	41,999.07	23,155.54	1,44,696.21	1,00,275.39
	(b) Other income	113.04	272.47	97.76	518.60	321.39
	<b>Total Revenue</b>	<b>54,300.31</b>	<b>42,271.54</b>	<b>23,253.30</b>	<b>1,45,214.81</b>	<b>1,00,596.78</b>
<b>2</b>	<b>Expenses</b>					
	(a) Cost of material consumed	39,448.18	29,637.21	19,257.56	1,07,271.84	80,902.90
	(b) Purchase of stock-in-trade	2,719.38	599.53	108.72	4,953.97	736.63
	(c) (Increase)/decrease in inventories of traded goods and finished goods	(810.77)	609.82	567.55	(195.52)	4,490.42
	(d) Employee benefits expense	882.62	1,030.81	234.31	2,632.53	995.52
	(e) Finance cost	188.14	197.32	249.13	894.64	1,744.27
	(f) Depreciation and amortization expense	194.00	188.88	196.18	761.24	725.24
	(g) Exchange (gain)/loss	56.80	(17.70)	(84.67)	(113.30)	(38.18)
	(h) Other expenditure	3,816.94	2,771.21	1,966.22	11,058.21	7,825.53
	<b>Total Expenses</b>	<b>46,495.29</b>	<b>35,017.08</b>	<b>22,495.00</b>	<b>1,27,263.61</b>	<b>97,382.33</b>
<b>3</b>	<b>Profit before tax (1-2)</b>	<b>7,805.02</b>	<b>7,254.46</b>	<b>758.30</b>	<b>17,951.20</b>	<b>3,214.45</b>
<b>4</b>	<b>Tax Expense</b>					
a	(a) Current tax	1,780.20	1,802.00	82.00	4,211.70	490.00
b	(b) Deferred tax	24.23	140.64	39.75	204.18	(153.30)
	<b>Total tax expenses</b>	<b>1,804.43</b>	<b>1,942.64</b>	<b>121.75</b>	<b>4,415.88</b>	<b>336.70</b>
<b>5</b>	<b>Profit/(loss) for the period (3-4)</b>	<b>6,000.59</b>	<b>5,311.82</b>	<b>636.55</b>	<b>13,535.32</b>	<b>2,877.75</b>
<b>6</b>	<b>OTHER COMPREHENSIVE INCOME:</b>					
	A) (i) Items that will not be reclassified subsequently to profit or loss	17.56	(0.95)	5.18	14.72	1.98
	(ii) Income tax relating to items that will not be reclassified to profit or loss	(4.43)	0.24	(1.31)	(3.71)	(0.40)
	B) (i) Items that will be reclassified to profit or loss	(1.02)	2.34	(4.76)	0.48	(6.78)
	(ii) Income tax relating to items that will be reclassified to profit or loss	0.26	(0.59)	1.20	(0.12)	1.71
	<b>Total Other Comprehensive Income</b>	<b>12.37</b>	<b>1.04</b>	<b>0.31</b>	<b>11.37</b>	<b>(3.49)</b>
<b>7</b>	<b>TOTAL COMPREHENSIVE INCOME FOR THE PERIOD / YEAR: (5-6)</b> (Comprising of Profit/(Loss) and Other Comprehensive Income for the Period)	<b>6,012.96</b>	<b>5,312.86</b>	<b>636.86</b>	<b>13,546.69</b>	<b>2,874.26</b>
<b>8</b>	<b>Paid-up Equity Share Capital (Face Value ₹ 2 each)</b>	<b>1,209.87</b>	<b>1,209.87</b>	<b>1,209.87</b>	<b>1,209.87</b>	<b>1,209.87</b>
<b>9</b>	<b>Reserves excluding Revaluation Reserve as at balance sheet date</b>				<b>54,887.30</b>	<b>42,092.34</b>
<b>10</b>	<b>Basic and diluted earnings per shares (₹)</b>	<b>9.92</b>	<b>8.78</b>	<b>1.05</b>	<b>22.37</b>	<b>4.76</b>

\* Refer note no. 6



PARTICULARS	STAND ALONE		CONSOLIDATED	
	As at	As at	As at	As at
	31 March 2021 (Audited)	31 March 2020 (Audited)	31 March 2021 (Audited)	31 March 2020 (Audited)
<b>Assets</b>				
<b>1. Non-current assets</b>				
(a) Property, Plant and Equipment	9,022.72	7,955.07	15,097.05	13,739.52
(b) Capital work-in-progress	2,239.62	1,723.76	2,239.62	1,723.76
(c) Investment property	990.52	1,008.63	990.52	1,008.63
(d) Right -of-use assets	2,418.09	2,504.68	2,418.09	2,504.68
(e) Intangible Assets	-	-	-	-
(f) Financial Assets				
(i) Investments	5,193.16	5,192.68	7.54	7.06
(ii) Others	37.43	70.22	37.43	70.22
(g) Other non-current assets	50.34	61.27	50.34	61.27
<b>Total Non Current Assets</b>	<b>19,951.88</b>	<b>18,516.31</b>	<b>20,840.59</b>	<b>19,115.14</b>
<b>2. Current assets</b>				
(a) Inventories	25,979.91	19,247.73	36,505.70	25,392.84
(b) Financial Assets				
(i) Investments	-	-	-	-
(ii) Trade Receivables	29,282.99	19,092.70	32,318.53	25,106.47
(iii) Cash and cash equivalents	4,150.42	3,009.24	7,042.26	3,045.30
(iv) Bank Balances other than (iii) above	66.50	352.04	435.63	1,043.14
(v) Loans	57.73	46.12	57.73	46.12
(vi) Others	215.58	432.35	421.18	425.46
(c) Current Tax Assets (Net)	12.75	306.78	12.75	306.78
(d) Other Current Assets	1,436.67	1,023.05	1,627.64	1,209.62
<b>Total Current Assets</b>	<b>61,202.55</b>	<b>43,510.01</b>	<b>78,421.42</b>	<b>56,575.73</b>
<b>Total Assets</b>	<b>81,154.43</b>	<b>62,026.32</b>	<b>99,262.01</b>	<b>75,690.87</b>
<b>Equity and Liabilities</b>				
<b>Equity</b>				
(a) Equity Share Capital	1,209.87	1,209.87	1,209.87	1,209.87
(b) Other Equity	48,667.33	37,038.51	54,887.30	42,092.34
<b>Total Equity</b>	<b>49,877.20</b>	<b>38,248.38</b>	<b>56,097.17</b>	<b>43,302.21</b>
<b>Liabilities</b>				
<b>1. Non-current Liabilities</b>				
(a) Lease liabilities	15.00	48.92	15.00	48.92
(b) Provisions	71.59	87.95	71.59	87.95
(c) Deferred Tax Liabilities (Net)	951.90	747.04	951.90	747.04
<b>Total Non -current Liabilities</b>	<b>1,038.49</b>	<b>883.91</b>	<b>1,038.49</b>	<b>883.91</b>
<b>2. Current Liabilities</b>				
(a) Financial Liabilities				
(i) Lease liabilities	32.58	48.67	32.58	48.67
(ii) Borrowings	779.10	72.01	6,516.73	4,969.17
(iii) Trade Payables	-	-	-	-
[a] Total outstanding dues of micro enterprises and small enterprises	27,932.25	22,029.20	32,805.79	25,718.69
[b] Total outstanding dues of creditors other than micro enterprises and small enterprises	233.77	209.15	233.77	209.15
(iv) Other Financial Liabilities	1,238.19	516.57	2,514.63	540.64
(b) Other Current Liabilities	22.85	18.43	22.85	18.43
(c) Provisions	-	-	-	-
<b>Total Current Liabilities</b>	<b>30,238.74</b>	<b>22,894.03</b>	<b>42,126.35</b>	<b>31,504.75</b>
<b>Total Equity and Liabilities</b>	<b>81,154.43</b>	<b>62,026.32</b>	<b>99,262.01</b>	<b>75,690.87</b>





Panama Petrochem Limited		
Consolidated of Cash Flows as at 31 March 2021		
PARTICULARS	₹ In Lakhs	
	As at	As at
	31 March 2021	31 March 2020
	(Audited)	(Audited)
<b>A. Cash Flows from operating activities</b>		
Profit before tax from continuing operation	17,951.20	3,214.45
Adjustments for -		
Depreciation on property, plant and equipment and investment property	761.24	725.24
Finance costs	894.64	1,744.27
(Profit)/loss on sale of property, plant and equipment (net)	(0.06)	(0.79)
Foreign currency translation reserve	(25.81)	(73.76)
Unrealized foreign exchange loss/(gain)	37.73	222.84
Unrealized foreign exchange loss/(gain) on derivative contract	5.68	291.75
Interest income	(88.37)	(49.15)
Dividend income	(0.04)	(0.06)
Lease rental received	(344.12)	(227.87)
Bad debts, provision for doubtful debts	(26.46)	(19.67)
<b>Operating profit before working capital changes</b>	<b>19,165.63</b>	<b>5,827.25</b>
(Increase)/decrease in trade Receivables	(7,366.80)	6,765.54
(Increase)/decrease in inventories	(11,112.86)	12,966.77
(Increase)/decrease in loans and advances	(15.21)	(408.88)
(Increase)/decrease in other current assets	(423.56)	1,144.13
Increase/(decrease) in trade Payables	7,264.96	(6,635.22)
Increase/(decrease) in other financial liabilities and provisions	1,926.60	(1,150.91)
Cash generated from/(used in) operations	9,438.76	18,508.68
Direct taxes paid (Net of refunds)	(3,917.67)	(629.16)
<b>Net cash flow from/(used in) operating activity (A)</b>	<b>5,521.09</b>	<b>17,879.52</b>
<b>B. Cash flows from investing activities</b>		
Additions to property, plant and equipment and investment property	(2,499.08)	(2,012.87)
Sales of property, plant and equipment	0.39	9.26
Reclassified on account of adoption of Ind AS 116	-	(145.05)
Redemption/maturity of bank deposits (having original maturity of more than three months)	644.74	(212.73)
Payment from unpaid dividend account	(2.24)	(27.04)
Interest received	92.18	59.23
Lease rental received	344.12	227.87
Dividend received	0.04	0.06
<b>Net cash flow from/(used in) investing activities (B)</b>	<b>(1,419.85)</b>	<b>(2,101.27)</b>
<b>C. Cash flows from financing activities</b>		
Proceeds/ (Repayment) from/of short-term borrowing (net)	1,547.56	(11,020.35)
Interest paid	(893.77)	(1,737.69)
Dividend paid	(723.68)	(722.27)
Dividend tax paid	-	(149.22)
<b>Net cash flow from/(used in) financing activities (C)</b>	<b>(69.89)</b>	<b>(13,629.53)</b>
Net increase/(decrease) in cash and cash equivalents (A+B+C)	4,031.35	2,148.72
Effect of exchange differences on cash & cash equivalents held in foreign currency	(34.39)	148.61
Cash and cash equivalents at the beginning of the year	3,045.30	747.97
<b>Cash and cash equivalents at the end of the year</b>	<b>7,042.26</b>	<b>3,045.30</b>
<b>Components of Cash and Cash Equivalents</b>		
Cash on hand	14.15	25.90
With banks		
- on current accounts	7,028.11	3,019.40
- on deposit accounts	406.35	1,016.10
	7,448.61	4,061.40
Less: Deposit accounts with more than 3 months but less than 12 months maturity	406.35	1,016.10
<b>Total Cash and Cash Equivalents</b>	<b>7,042.26</b>	<b>3,045.30</b>



\* The company can utilize these balances only towards the settlement of the respective unpaid dividend.  
The Cash Flow Statement has been prepared under the "Indirect Method" as set out in Ind As 7 specified under section 133 of the Companies Act, 2013.

Notes:

- 1) The consolidated results for the quarter and year ended 31 March 2021 were reviewed and recommended by the Audit Committee and approved by the Board of Directors in its meeting held on 31st May 2021. The above results for the year ended 31 March 2021 have been audited by statutory auditors of the Company in terms of Regulation 33 of the SEBI (Listing Obligations and Disclosure Requirements) Regulations, 2015.
- 2) The statement has been prepared in accordance with the Companies (Indian Accounting Standards) Rules, 2015 (as amended), prescribed under section 133 of the Companies Act, 2013 and other recognised accounting practices and policies, to the extent applicable.
- 3) The Company's business segment consists of a single primary segment of Specialty petroleum products, as per Indian Accounting Standard (Ind AS-108) Operating Segment.
- 4) The consolidated results for the year ended 31 March 2021 include the results of its 100% wholly owned subsidiary viz Panol Industries RMC FZE
- 5) The Board of Directors in its meeting held today, have recommended for the approval of members a Dividend of ₹ 2/- per equity share (100%) of ₹ 2/- each for the financial year 2020-2021.
- 6) The figures for the quarters ended 31 March 2021 and 31 March 2020 are balancing figures between the audited figures in respect of the full financial year ended on 31 March 2021 and 31 March 2020 (Ind AS) respectively and the published year to date Ind AS figures upto third quarters ended on 31 December 2020 and 31 December 2019 respectively, which were subjected to a limited review.
- 7) Figures of corresponding previous year/period(s) have been restated/regrouped/reclassified wherever necessary.

Place: Mumbai  
Date: 31 May 2021



For PANAMA PETROCHEM LTD.

  
Amin A Rayani  
(Managing Director & CEO)  
DIN: 00002652