



November 12, 2019

To,
The Manager
Bombay Stock Exchange Limited
Corporate Relationship Department
Phirozee Jeejeebhay Tower
Dalal Street, Fort,
Mumbai-400 001
BSE Scrip Code:533260


To,
The Manager
National Stock Exchange of India Limited
Exchange Plaza, C/1, Block G
Bandra Kurla Complex
Bandra (East)
Mumbai-400 051
NSE Symbol: careerp


Dear Sir/Madam,

Sub: Outcome of Board Meeting held on November 12, 2019- (i) Financial Results for Quarter ended September 30, 2019 (ii) Declaration of 2nd Interim Dividend

This is to inform you that in the meeting of the Board of Directors of the Company held on Tuesday, November 12, 2019 at its Registered Office, the Board *inter alia* has transacted the following businesses:

1. 2nd Interim Dividend for the Financial Year 2019-20 at Re. 1/- per equity share i.e. 10% on the face value of Rs. 10/-per share. The said Interim Dividend will be paid on or before December 11, 2019.
2. Record Date for determining the eligibility of shareholders for payment of interim dividend will be November 26, 2019.
3. Considered and taken on record Standalone and Consolidated Unaudited Financial Results (Statement) for the quarter ended September 30, 2019.
4. Considered and taken on record the Limited Review Report for the quarter ended September 30, 2019.
5. Considered and approved advertisement for publication of Financial Results in Financial Express (English Daily), Jansatta (Hindi Daily) and Nafa Nuksan (Hindi Daily). Full format of the Financial Results for the quarter ended September 30, 2019. shall be available on the website of the Stock Exchange where shares of the Company are listed i.e. www.nseindia.com; www.bseindia.com and on company's website www.cpil.in
6. Considered the quarterly compliances made by the company as per the SEBI (LODR) Regulations, 2015.
7. The Board took note of Investor Grievance Report for the period ended September 30, 2019.
8. Considered that during the quarter Career Point Publications Pvt. Ltd. has become Associate of the Company.
9. The Board has considered Reconciliation of Share Capital Audit Report for the period ended September 30, 2019.






The meeting of Board of Directors commenced at 12.30 pm and concluded at 5.15 pm

Please take the same on records.

For **Career Point Limited**


Tarun Kumar Jain
Company Secretary & Compliance Officer



Enclosed:

1. *Result highlights and update (Q2 FY2019-20)*
2. *Financial Results for the quarter ended September 30, 2019 (Consolidated & Standalone)*
3. *Limited Review Report (Consolidated & Standalone)*

Key business updates and result highlights (H1 FY2019-20)

- **Consolidate - EBITDA: Rs 25 Crores (+34% y-o-y); Profits: Rs 15 Crores (+14% y-o-y)**
- Second Interim Dividend of 10% per Equity Share on face value for the year 2019-20

Financials (1 st Half of FY 2019-20) and y-o-y comparisons	Standalone		Consolidate	
	Rs Crores	Growth	Rs Crores	Growth
Revenue (excluding other income)	30.2	-20%	54.0	+3%
EBITDA	8.5	+44%	25.3	+34%
EBITDA Margin	28.3%	1251 bps	46.9%	1097 bps
Profit After Tax	8.9	29%	15	14%
EPS (Rs)	4.93	29%	8.22	14%

Financials Updates:

- Income from operations for the period (H1 FY2019-20) is rupees 30.2 crores at standalone and rupees 54.0 crores on consol basis. Total revenue, including other income, is reported of rupees 39.2 crores at standalone and rupees 56.4 crores on consol basis.
- Reported EBITDA (including other income) of rupees 17.5 crores on standalone numbers with an impressive year on year growth of 40.3% resulted an EBITDA Margin of 44.8% (H1 FY2018-19: 28.4%). A remarkable improvement of 1642 basis points was reported in EBITDA margin against previous year is a result of initial outcomes from successful launch of Coaching version 2.0.
- Net income was reported at rupees 8.9 crores and EPS (Earning per share) of rupees 4.93 on standalone with y-o-y growth of 29.2%. At consol level, the company reported net income of rupees 15 crores and EPS of rupees 8.22 with y-o-y growth of 14.2%.
- The company board has further approved an interim dividend of 10% on face value, which is over and above the declared dividend policy.



Business Updates:

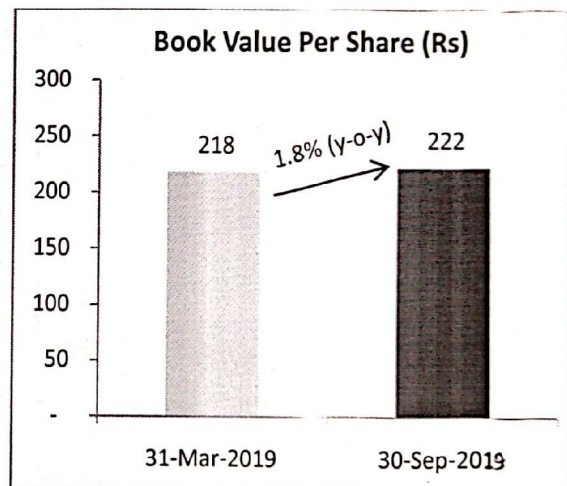
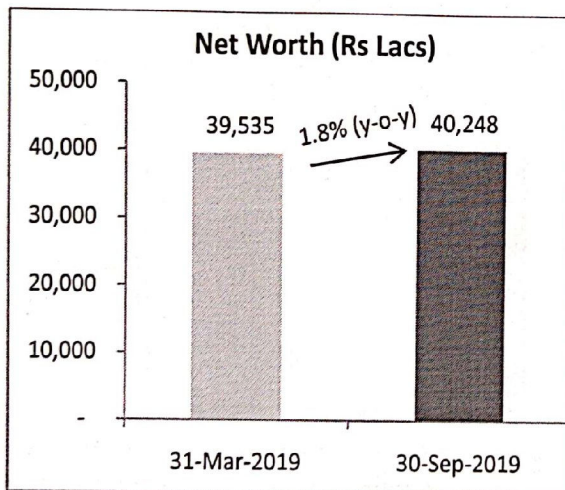
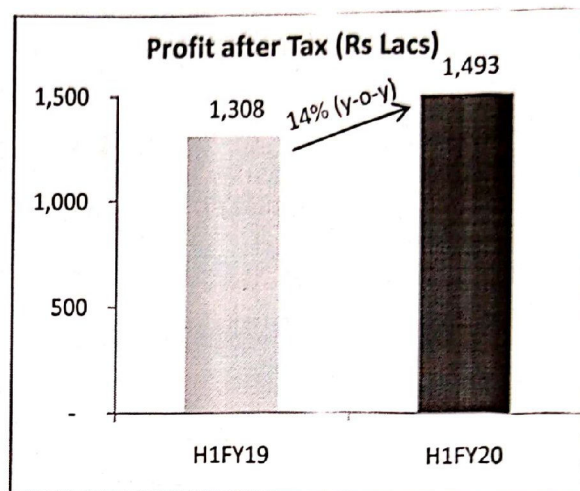
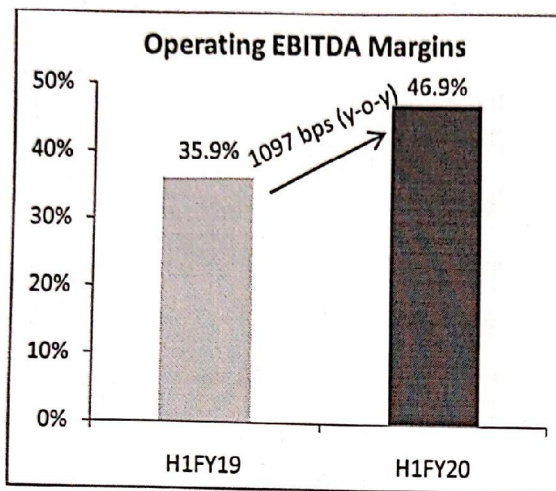
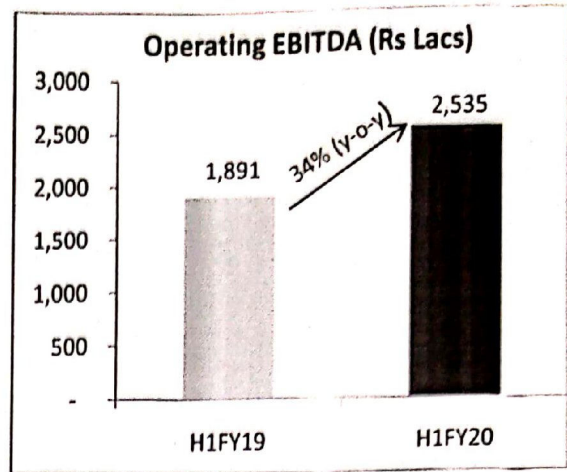
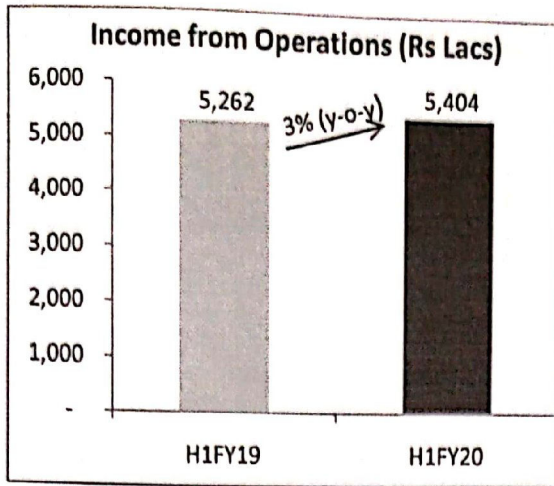
- Company launched Career Point Version 2.0 to empower students with best quality education at advanced flexibility and efficiency.
- Through expansion of new tutorial franchisees and school association centers; Career Point group network is now reached at 86 different units in 73 cities across 21 states of the country.
- In addition to reforms in test-prep division by Version 2.0; Career Point's growth is continually fuelled by Formal education division that is highly sustainable and annuity driven.
- Total enrollments were reported at 15,456 (Q1FY2019: 18,375) including 9,548 in formal education (Q1FY2019: 8,723); 5,238 in Tutorial education division and 670 in Pre-schools.
- Growth in enrollment at higher education institutions is coming by way of higher capacity utilization in existing courses as well as addition of new courses i.e. Pharmacy, Agri., IT etc.
- Career Point University has record placements of more than 1700 students placed in 230+ top MNCs across multiple sectors.

Management Outlook:

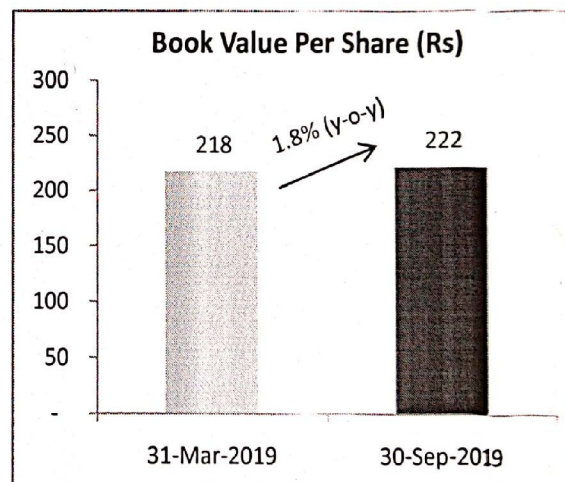
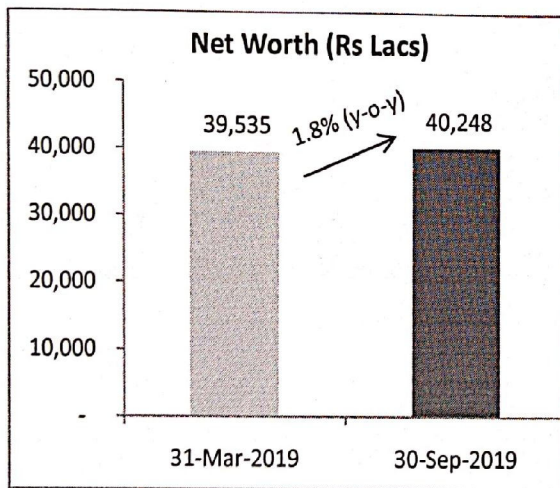
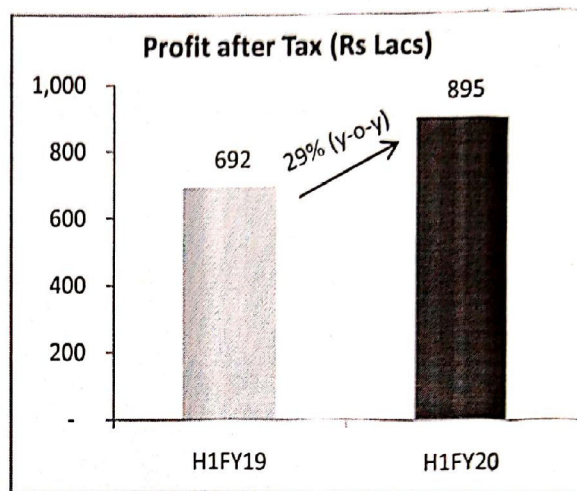
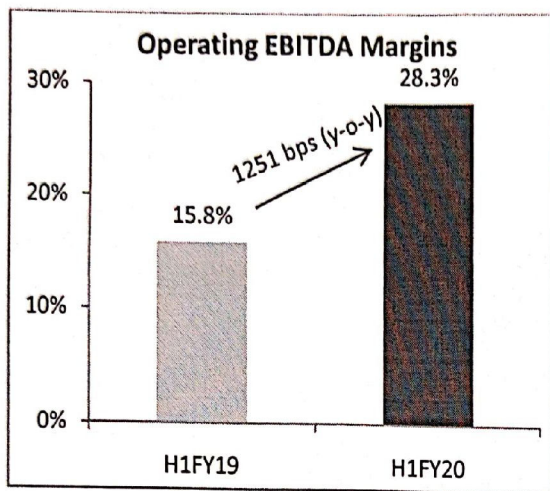
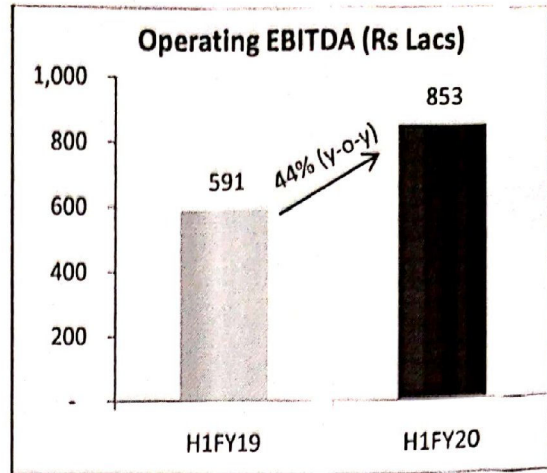
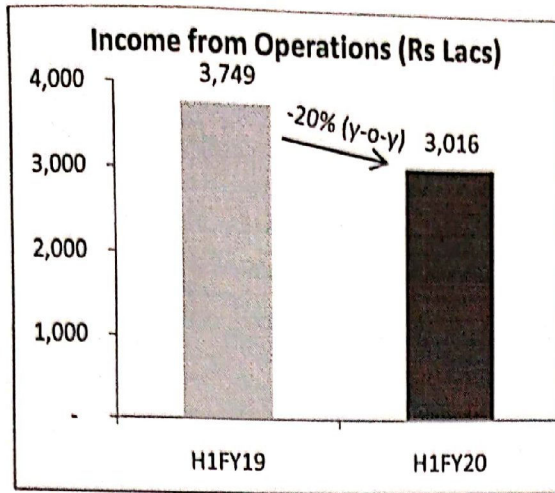
- Career Point's legacy of educational brand with expertise in creating the exemplary learning techniques is enabling the company for next growth trajectory in e-Learning space. Management is quite optimistic with initial results of newly launched eClassroom.
- Adoption of new format under Coaching version 2.0 ensures larger potential for scale the tutorial division without compromising on profitability. The new format is more aligned with current industry dynamics and students preferences.
- Larger growth in higher education and addition of courses year on year ascertain growth and sustainability to the businesses. Profitability of the formal education division is further fuelled by school education and vocational education.
- As per strategy of the Company; the investments in NBFC business has been delivering significant returns. The plan to de-merge the NBFC subsidiary from education businesses is among the next priorities of the company management.
- With advanced clarity on Company cash-flows through more sustainable businesses, the company board has approved a dividend policy with annual dividend of 10% or more on face value of the share.



Consolidated Financials – Snapshot (H1 FY2019-20)




Standalone Financials – Snapshot (H1 FY2019-20)




CAREER POINT LIMITED
Registered Office: CP Tower-1, Road No. 1., IPIA, Kota, Rajasthan - 324005
CIN-L72200RJ2000PLC016272
Tel : +91-744-3040000 Email : investors@cpil.in Website: www.cpil.in
UNAUDITED CONSOLIDATED FINANCIAL RESULTS FOR THE QUARTER AND HALF YEAR ENDED ON 30.09.2019

Particulars	(Rs. in Lakhs)					
	Quarter Ended		Half Year Ended		Year Ended	
	30/09/2019	30/06/2019	30/09/2018	30/09/2019	30/09/2018	31/03/2019
	(Unaudited)	(Unaudited)	(Unaudited)	(Unaudited)	(Unaudited)	(Audited)
Revenue						
I Income from Operations	2,067.80	2,536.56	2,023.12	5,404.36	5,261.73	10,053.33
II Other Income	159.50	74.82	217.35	234.32	297.71	652.88
III Total Income (I+II)	3,027.30	2,611.38	2,840.47	5,638.68	5,559.44	10,706.21
IV Expenses						
Cost of Material Consumed	37.09	1,060.20	67.24	1,097.29	223.30	412.61
Changes in Inventories	565.86	(963.96)	134.98	(398.10)	124.89	121.50
Employee Benefit Expenses	745.82	681.85	943.74	1,427.67	1,945.13	3,855.54
Finance Cost	185.16	170.82	134.20	355.98	309.97	641.66
Depreciation & Amortisation	112.08	110.09	106.95	222.17	223.70	445.90
Other expenses	380.15	362.87	527.11	742.62	1,077.75	2,057.13
Total Expenses	2,026.16	1,421.67	1,914.22	3,447.83	3,904.74	7,534.84
V Profit before tax (III-IV)	1,001.14	1,189.71	926.25	2,190.85	1,654.70	3,171.37
Share of profit/ (Loss) in Associate and joint venture	(0.30)	6.58	4.63	5.28	3.95	1.81
Profit before tax	1,000.84	1,196.29	930.88	2,196.13	1,658.65	3,173.18
VI Tax Expenses						
a) Current tax	252.11	340.06	230.49	582.17	463.58	842.01
b) MAT Credit Entitlement	12.71	(25.49)	22.38	(12.78)	(40.28)	(93.89)
c) Deferred tax	50.59	41.50	(9.22)	92.09	(83.09)	(3.95)
d) Income tax for earlier years	41.68	(10.73)	5.95	30.95	11.31	16.16
Total taxes	357.09	345.34	249.60	702.43	351.52	760.33
Profit after tax (V-VI)	643.75	849.95	681.28	1,493.70	1,307.13	2,412.85
VII Other Comprehensive Income (net of taxes)						
(A) Items that will not be Reclassified to Profit or Loss:	(0.99)	-	-	(0.99)	-	12.49
Income tax on Items that will not be Reclassified to Profit or Loss:	-	-	-	-	-	(4.49)
(B) Items that will be Reclassified to Profit or Loss:	-	-	-	-	-	-
Total Other Comprehensive Income	(0.99)	-	-	(0.99)	-	8.00
VIII Total Comprehensive Income for the period	642.76	849.95	681.28	1,492.71	1,307.13	2,420.85
IX Profit for the Period attributable to						
Owner of the parent	643.75	849.95	681.28	1,493.70	1,307.13	2,412.85
Non Controlling Interest	(0.05)	(0.11)	(0.24)	(0.16)	(0.46)	(1.12)
X Other Comprehensive Income for the period attributable to						
Owner of the parent	(0.99)	-	-	(0.99)	-	8.00
Non Controlling Interest	-	-	-	-	-	-
XI Total Comprehensive Income attributable to						
Owner of the parent	642.81	850.06	681.52	1,492.87	1,307.59	2,421.97
Non Controlling Interest	(0.05)	(0.11)	(0.24)	(0.16)	(0.46)	(1.12)
XII Other Equity						
	-	-	-	-	-	40,998.22
XIII Paid-up Equity Share Capital (Face value of Rs. 10/- each)	1,816.29	1,816.29	1,816.29	1,816.29	1,816.29	1,816.29
XIV Earnings Per Share (EPS) (Rs./ Share) (EPS for the quarter are not Annualised)						
a) Basic EPS	3.54	4.68	3.75	8.22	7.20	13.29
b) Diluted EPS	3.54	4.68	3.75	8.22	7.20	13.29




STATEMENT OF CONSOLIDATED ASSETS & LIABILITIES

Particulars	As at 30.09.2019	As at 31.03.2019
	Amount (Rs. In Lakhs)	Amount (Rs. In Lakhs)
	(Unaudited)	(Audited)
ASSETS		
(1) Non-current Assets		
(a) Property, plant and equipment	11,329.92	11,375.68
(b) Capital work-in-progress	9.11	224.29
(c) Investment Property	7,663.46	7,519.26
(d) Other intangible assets	1.13	0.28
(e) Financial Assets		
(i) Investments	1,927.21	2,993.33
(ii) Loans	6,933.51	6,486.52
(iii) Other Financial Assets	53.70	133.94
(f) Other non-current assets	688.64	539.69
(2) Current Assets		
(a) Inventories	677.99	244.02
(b) Financial Assets		
(i) Investments	1,530.26	941.81
(ii) Trade receivables	4,737.03	5,130.83
(iii) Cash and Cash Equivalents	824.09	757.10
(iv) Bank Balances Other than (iii) above	139.67	71.74
(v) Loans	17,092.28	16,242.96
(vi) Others	975.65	84.51
(c) Other current assets	28.13	148.25
(d) current tax assets (Net)	7.09	7.01
TOTAL ASSETS	54,618.87	52,901.22
EQUITY AND LIABILITIES		
EQUITY		
(a) Equity Share Capital	1,816.29	1,816.29
(b) Other Equity	42,273.27	40,998.22
NON CONTROLLING INTEREST	12.72	11.76
LIABILITIES		
(1) Non-current Liabilities		
(a) Financial Liabilities		
(i) Borrowings	2,841.73	2,555.51
(b) Provisions	136.05	121.64
(c) Deferred Tax Liabilities(Net)	722.21	538.77
(2) Current Liabilities		
(a) Financial Liabilities		
(i) Borrowings	4,490.50	4,478.92
(ii) Trade payables		
-Micro & Small Enterprises	4.28	21.72
-Other than Micro and Small enterprises	228.74	16.03
(iii) Other Financial liabilities	1,238.14	1,555.15
(b) Other Current Liabilities	722.26	682.46
(c) Provisions	5.58	5.58
(d) Current Tax Liabilities (Net)	127.10	99.17
TOTAL EQUITY AND LIABILITIES	54,618.87	52,901.22



UNAUDITED CONSOLIDATED STATEMENT OF CASH FLOW FOR THE HALF YEAR ENDED 30TH SEPTEMBER 2019

Particulars	HALF YEAR ENDED	
	30.09.2019	30.09.2018
	Amount (Rs. In Lakhs)	Amount (Rs. In Lakhs)
	UNAUDITED	UNAUDITED
A Cash Flows from Operating Activities		
Profit/(Loss) Before Taxation	2,196.13	1,658.65
Adjustments for:		
Depreciation and Amortisation Expenses	222.17	223.70
Short/Long Term Capital Gain on shares/assets	(30.44)	(61.40)
Interest Income	(99.40)	(89.84)
Interest expense	355.98	309.97
Profit on sale of Property, Plant & Equipments	(99.17)	(127.26)
Provision for Doubtful Advances	2.15	-
Contingent Provision for Substandard Assets	3.63	1.99
Bad debts written off	0.91	0.01
Provision for Gratuity	11.66	9.70
Operating Profit before Working Capital Changes	2,563.62	1,925.52
(Increase)/Decrease in Trade Receivables	387.12	(530.95)
(Increase)/Decrease in Inventories	(433.97)	116.11
(Increase)/Decrease in others Assets	(821.09)	(17.71)
Increase/(Decrease) in Liabilities	54.36	226.71
Cash generated from operations	1,750.04	1,719.68
Direct taxes paid	(623.20)	(426.33)
Net Cash from Operating Activities	1,126.84	1,293.35
B Cash Flow from Investing Activities		
Sale of Property Plant & Equipment, Investment Property and Intangible assets	215.06	538.68
Interest & Dividend Received	12.83	10.12
Purchase of Property Plant & Equipment, Investment Property and Intangible assets (including CWIP)	(222.17)	(501.79)
Loans given	(1,296.31)	(817.29)
Sale/(Purchase) of Investment (net)	508.11	1,581.43
Net Cash (used in)/ from Investing Activities	(782.48)	811.15
C Cash Flows from Financing Activities		
Proceeds/(Repayment) of Borrowings	297.80	(2,112.09)
Interest paid	(356.20)	(310.32)
Dividend Paid (Including DDT)	(218.97)	-
Net Cash from Financing Activities	(277.37)	(2,422.41)
Net increase/(decrease) in cash and cash equivalents (A + B + C)	66.99	(317.91)
Cash and Cash Equivalents at beginning of the period	757.10	1,040.26
Cash and Cash Equivalents at end of the period	824.09	722.35



Segment Wise Revenue, Results, Segment Assets & Segment Liabilities

(RS. In Lakh)

Particulars	Quarter ended			Half Year Ended		Year Ended
	30/09/2019	30/06/2019	30/09/2018	30/09/2019	30/09/2018	31/03/2019
	(Unaudited)	(Unaudited)	(Unaudited)	(Unaudited)	(Unaudited)	(Audited)
1 Segment Revenue (Net Sales Income from Segment)						
Education & Related Activities Division	2,067.24	1,794.87	1,999.98	3,862.11	4,022.33	7,379.78
Financing (NBFC) Division	793.77	743.81	818.78	1,537.58	1,230.63	2,662.89
Infra Division	7.04	4.85	4.38	11.89	8.77	17.54
Less: Inter Segment Revenue	(0.25)	(6.97)	-	(7.22)	-	(6.86)
Net Sales/Income from Operation	2,867.80	2,538.56	2,823.12	5,404.36	5,261.73	10,053.33
2 Segment Results Profit/(Loss) before Interest and Tax						
Education & Related Activities Division	259.54	574.30	240.88	833.84	465.29	576.05
Financing (NBFC) Division*	311.15	284.92	228.43	596.07	462.02	1,015.15
Infra Division	(9.33)	(8.03)	(5.25)	(17.36)	(10.69)	(23.77)
Total	561.36	851.19	464.06	1,412.55	916.61	1,567.43
Less: Finance Cost	185.18	170.82	134.20	355.98	309.97	641.96
Add: Other Un-allocable income Net of Un-allocable Expenditure	624.64	514.92	601.02	1,139.56	1,052.01	2,247.71
Profit before Tax (Including share of profit/(loss) of Associates & Joint Ventures)	1,000.84	1,195.29	930.88	2,196.13	1,658.65	3,173.18
3 Segment Assets						
Education & Related Activities Division	17,122.86	17,900.55	15,121.97	17,122.86	15,121.97	14,929.42
Financing (NBFC) Division	22,461.56	21,488.17	19,886.50	22,461.56	19,886.50	21,880.73
Infra Division	10,260.55	10,022.87	9,222.87	10,260.55	9,222.87	9,972.57
Unallocated Assets	4,773.90	5,620.73	7,097.20	4,773.90	7,097.20	6,118.50
Total	54,618.87	55,032.32	51,328.54	54,618.87	51,328.54	52,901.22
4 Segment Liabilities						
Education & Related Activities Division	9,032.38	9,774.40	8,106.25	9,032.38	8,106.25	9,157.96
Financing (NBFC) Division	775.75	687.55	139.61	775.75	139.61	252.02
Infra Division	116.75	56.56	742.45	116.75	742.45	27.03
Unallocated Liabilities	591.71	835.12	627.69	591.71	627.69	637.94
Total	10,516.59	11,353.63	9,616.00	10,516.59	9,616.00	10,074.95

* Profit Before Tax

Notes:-

- 1 Previous period figures have been regrouped/ rearranged/ recasted wherever considered necessary to make them comparable with current period.
- 2 These results have been reviewed by the Audit Committee and have been approved by the Board of Directors at their meetings held on November 12th, 2019. The Statutory Auditors of the Company have carried out limited Review for the same.
- 3 The Company has identified three Reportable segments namely : Education & Related Activities, Financing (NBFC) and Infra Division .
- 4 The company has adopted Ind AS 116 "Leases" effective 1st April 2019 as notified by Ministry of Corporate Affairs (MCA) and applied the standard to its leases. This has resulted in recognising right of use assets and corresponding lease liabilities. The impact of adoption of Ind AS 116 on the profit for the quarter is not material.
- 5 Career Point Publication Private limited has become associate of the Company with effect from 10th July ,2019.
- 6 Interim Dividend of Re. 1 per equity share for the year 2019-20 was approved in meeting of Board of Directors held on 8th August and 12th November, 2019 respectively.

For and on behalf of Board

Pramod Maheshwari
Chairman and Managing Director
DIN: 00185711

Date : 12/11/2019
Place: Kota (Rajasthan)



CAREER POINT LIMITED
Registered Office: CP Tower-1, Road No. 1., IPIA, Kota, Rajasthan - 324005

CIN-L72200RJ2000PLC016272


Tel : +91-744-3040000

Email : investors@cpil.in

Website: www.cpil.in


UNAUDITED STANDALONE FINANCIAL RESULTS FOR THE QUARTER / HALF YEAR ENDED ON 30.09.2019

Particulars		(Rs. in Lakhs)					
		Quarter ended			Half Year Ended		Year Ended
		30/09/2019 (Unaudited)	30/06/2019 (Unaudited)	30/09/2018 (Unaudited)	30/09/2019 (Unaudited)	30/09/2018 (Unaudited)	31/03/2019 (Audited)
	Revenue						
I	Income from Operations	1,362.58	1,653.43	1,775.26	3,016.01	3,748.95	6,872.20
II	Other Income	568.44	333.71	390.16	902.15	659.41	1,411.89
III	Total Income (I+II)	1,931.02	1,987.14	2,165.42	3,918.16	4,408.36	8,284.09
IV	Expenses						
	Cost of Material Consumed	20.84	119.93	37.10	140.77	173.50	297.98
	Changes in inventories of finished goods, work in progress and trading goods	27.03	(54.09)	29.44	(27.06)	31.52	35.34
	Employees Benefit Expenses	724.41	658.81	929.87	1,383.22	1,917.81	3,794.82
	Finance Cost	162.03	156.80	116.52	318.83	255.38	547.08
	Depreciation & Amortisation	101.25	97.84	98.99	199.09	207.73	410.89
	Other expenses	343.64	322.77	501.16	666.41	1,035.19	1,945.37
	Total Expenses	1,379.20	1,302.06	1,713.08	2,681.26	3,621.13	7,031.48
V	Profit(+)/ Loss (-) before tax & exceptional items (III-IV)	551.82	685.08	452.34	1,236.90	787.23	1,252.61
VI	Exceptional Items	-	-	-	-	-	-
VII	Profit before tax (V +/- VI)	551.82	685.08	452.34	1,236.90	787.23	1,252.61
VIII	Tax Expenses						
	a) Current tax	110.22	199.55	97.40	309.77	221.17	323.48
	b) MAT Credit Entitlement	17.77	(17.77)	21.07	-	(38.67)	(85.41)
	c) Deferred tax	25.81	19.58	(5.46)	45.39	(92.85)	(14.97)
	d) Income tax for earlier years	(13.07)	-	-	(13.07)	5.36	14.26
	Total tax expenses	140.73	201.36	113.01	342.09	95.01	237.36
IX	Profit after Tax (VII-VIII)	411.09	483.72	339.33	894.81	692.22	1,015.25
X	Other Comprehensive Income (net of taxes)						
	(A) (i) Items that will not be Reclassified to Profit or Loss:	-	-	-	-	-	15.43
	(ii) Income tax relating to items that will not be reclassified to Profit or Loss:	-	-	-	-	-	(4.49)
	(B) (i) Items that will be Reclassified to Profit or Loss:	-	-	-	-	-	-
	(ii) Income tax relating to items that will be reclassified to Profit or Loss:	-	-	-	-	-	-
	Total Other Comprehensive Income, net of income tax	-	-	-	-	-	10.94
XI	Total Comprehensive Income for the period (IX +/- X)	411.09	483.72	339.33	894.81	692.22	1,026.19
XII	Paid-up Equity Share Capital (Face value of Rs. 10/- each)	1,816.29	1,816.29	1,816.29	1,816.29	1,816.29	1,816.29
XIII	Other Equity						37,718.79
XIV	Earnings Per Share (EPS) (Rs./ Share) (EPS for the quarter are not Annualised)						
	a) Basic EPS	2.26	2.66	1.87	4.93	3.81	5.59
	b) Diluted EPS	2.26	2.66	1.87	4.93	3.81	5.59




UNAUDITED STANDALONE BALANCE SHEET AS AT 30th SEPTEMBER, 2019

Particulars	As at 30.09.2019	As at 31.03.2019
	Amount (Rs. In Lakhs)	Amount (Rs. In Lakhs)
	(Unaudited)	(Audited)
ASSETS		
(1) Non-current Assets		
Property, plant and equipment	11,305.98	11,350.17
Investment Property	2,330.97	2,321.62
Intangible assets	1.10	0.25
Financial Assets		
(i) Investments	17,411.32	18,332.30
(ii) Loans	1,043.44	1,017.52
(ii) Other Financial Assets	106.14	133.94
Other non-current assets	180.68	218.36
Total Non Current Assets	32,379.63	33,374.16
(2) Current Assets		
Inventories	119.22	98.95
Financial Assets		
(i) Investments	1,328.46	921.30
(ii) Trade receivables	789.92	1,197.56
(iii) Cash and Cash Equivalents	182.92	29.92
(iv) Bank Balances other than (iii) above	139.67	71.74
(v) Loans	13,728.54	13,045.03
(vi) Others	815.99	117.20
Other current assets	9.66	38.36
Total Current Assets	17,114.38	15,520.06
TOTAL ASSETS	49,494.01	48,894.22
EQUITY AND LIABILITIES		
(1) EQUITY:		
Equity Share Capital	1,816.29	1,816.29
Other Equity	38,431.94	37,718.79
Total Equity	40,248.23	39,535.08
LIABILITIES:		
(2) Non-current Liabilities		
Financial Liabilities		
Borrowings	2,333.85	2,129.30
Provisions	80.43	69.65
Deferred Tax Liabilities(Net)	761.12	664.22
Total Non Current Liabilities	3,175.40	2,863.17
(3) Current Liabilities		
Financial Liabilities		
(i) Borrowings	4,077.47	4,328.98
(ii) Trade payables		
- Micro & Small Enterprises	-	21.16
- Other than Micro & Small Enterprises	116.10	10.15
(iii) Other Financial liabilities	1,195.89	1,514.85
Other Current Liabilities	639.11	597.26
Provisions	5.58	5.58
Current Tax Liabilites (Net)	36.23	17.99
Total Current Liabilities	6,070.38	6,495.97
TOTAL EQUITY AND LIABILITIES	49,494.01	48,894.22



UNAUDITED STANDALONE STATEMENT OF CASH FLOW FOR THE HALF YEAR ENDED 30TH SEPTEMBER 2019

Particulars	HALF YEAR ENDED	
	Amount (In Rs. Lakhs)	
	30.09.2019	30.09.2018
	Unaudited	Unaudited
A Cash Flows from Operating Activities		
Profit/(Loss) Before Taxation	1,236.90	787.23
Adjustments for:		
Depreciation and Ammortization Expenses	199.09	207.73
Short/Long Term Capital Gain on shares/assets	(30.44)	(61.33)
Interest Income	(686.31)	(508.48)
Interest expense	318.83	255.38
Profit on sale of Property, Plant & Equipments	-	(77.30)
Bad debts written off	0.91	0.01
Dividend Income	(181.64)	-
Provision for Doubtful Debts	2.15	-
Provision for Gratuity	11.66	9.70
Operating Profit before Working Capital Changes	871.15	612.94
(Increase)/Decrease in Trade Receivables	404.58	(483.84)
(Increase)/Decrease in Inventories	(20.27)	22.75
(Increase)/Decrease in others Assets	(672.54)	(98.46)
Increase/(Decrease) in Liabilities	(187.13)	230.38
Cash generated from operations	395.79	283.77
Direct taxes paid	(278.46)	(181.64)
Net Cash from Operating Activities	117.33	102.13
B Cash Flow from Investing Activities		
Sale of Property Plant & Equipment, Investment Property and Intangible assets	-	134.39
Interest Received	687.50	507.71
Purchase of Property Plant & Equipment, Investment Property and Intangible assets (including CWIP)	(165.10)	(122.02)
Loans Given to related party	(709.44)	(1,389.73)
Dividend Received from subsidiary	181.64	-
Sale/(Purchase) of Investment (net)	544.30	2,007.59
Net Cash (used in)/ from Investing Activities	538.90	1,137.94
C Cash Flows from Financing Activities		
Proceeds/(Repayment) of Borrowings	(2.55)	(1,092.29)
Interest paid	(319.05)	(255.73)
Dividend Paid	(181.63)	-
Net Cash from Financing Activities	(503.23)	(1,348.02)
Net increase/(decrease) in cash and cash equivalents (A + B + C)	153.00	(107.95)
Cash and Cash Equivalents at beginning of the period	29.92	293.77
Cash and Cash Equivalents at end of the period	182.92	185.82




Notes:-

- 1 Previous period figures have been regrouped/ rearranged/ recasted wherever considered necessary to make them comparable with current period.
- 2 The Company is primarily engaged in the business of 'Education and related activities' and operates in a single business segment. Accordingly these standalone financial results have been prepared for the single segment.
- 3 The standalone results of the Company have been reviewed by the Audit Committee and have been approved by the Board of Directors at their meeting held on 12th November, 2019. The Statutory Auditors of the Company have carried out the limited review for the same.
- 4 The company has adopted Ind AS 116 "Leases" effective 1st April 2019 as notified by Ministry of Corporate Affairs (MCA) and applied the standard to its leases. This has resulted in recognising right of use assets and corresponding lease liabilities. The impact of adoption of Ind AS 116 on the profit for the quarter is not material.
- 5 Career Point Publication Private limited has become associate of the Company with effect from 10th July, 2019.
- 6 Interim Dividend of Re. 1 per equity share for the year 2019-20 was approved in meeting of Board of Directors held on 8th August and 12th November, 2019 respectively.

For and on behalf of board


Pramod Maheshwari
Chairman & Managing Director
DIN : 00185711



Date :- 12/11/2019
Place: Kota (Rajasthan)



Limited Review Report on Quarterly and six month ended Consolidated Financial Results of Career Point Limited pursuant to the Regulation 33 of the SEBI (Listing Obligations and Disclosure Requirements) Regulations, 2015, as amended

To
The Board of Directors of
Career Point Limited

1. We have reviewed the accompanying statement of unaudited consolidated financial results of Career Point Limited ("the Company" or "the Parent"), its subsidiaries (the Company and its subsidiaries together hereinafter referred to as the "Group") and its share of net profit/ (loss) after tax and total comprehensive income/ loss of its associates and its joint venture for the quarter ended 30th September, 2019 and year to date results for the period from 1st April 2019 to 30th September, 2019 ("the Statement") attached herewith, being submitted by the Company pursuant to the requirement of Regulation 33 of the Securities and Exchange Board of India (Listing Obligations and Disclosure Requirements) Regulations, 2015, as amended ("the Listing Regulation"). Attention is drawn to the fact that the consolidated figures for the corresponding quarter and half year ended 30th September 2018 as reported in the Statement have been approved by the Company's Board of Directors, but have not been subjected to audit or review.
2. This Statement, which is the responsibility of the Company's Management and approved by the Company's Board of Directors, has been prepared in accordance with the recognition and measurement principles laid down in Indian Accounting Standard 34, (Ind AS 34) "Interim Financial Reporting" prescribed under Section 133 of the Companies Act, 2013 (as amended) read with relevant rules issued thereunder and other accounting principles generally accepted in India. Our responsibility is to express a conclusion on the Statement based on our review.
3. We conducted our review of the Statement in accordance with the Standard on Review Engagements (SRE) 2410, "Review of interim Financial Information Performed by the Independent Auditor of the Entity" issued by the Institute of Chartered Accountants of India. A review of interim financial information consists of making inquiries, primarily of persons responsible for financial and accounting matters, and applying analytical and other review procedures. A review is substantially less in scope than an audit conducted in accordance with Standards on Auditing and consequently does not enable us to obtain assurance that we would become aware of all significant matters that might be identified in an audit. Accordingly, we do not express an audit opinion. We also performed procedures in accordance with the Circular issued by the Securities and Exchange Board of India under Regulation 33(8) of the SEBI (Listing Obligations and Disclosure Requirements) Regulations, 2015 as amended, to the extent applicable.



4. The Statement includes the results of the following entities:

Subsidiary companies

- i. Career Point Infra Limited
- ii. Career Point Edutech Limited
- iii. Srajan Capital Limited
- iv. GyanEduventure Private Limited
- v. Career Point Accessories Private Limited
- vi. Career Point Institute of Skill Development Private Limited
- vii. SrajanAgritech Private Limited (Subsidiary of Career Point Infra Limited)
- viii. Coupler Enterprises Private Limited (Subsidiary of Career Point Infra Limited)

Jointly Venture

Study Board Education Private Limited

Associates


- i. Imperial Infin Private Limited
- ii. Career Point Publication Private Limited (w.e.f. 10th July 2019)

Other matter

5. We did not review the interim financial results of 8 subsidiaries included in the consolidated financial results, whose interim financial results reflect total assets of Rs. 42,917.76 lakhs as at 30th September 2019, total revenue of Rs.1,781.89 lakhs & Rs. 2,877.91 lakhs for the quarter and six months ended 30th September 2019 respectively, total net profit after tax of Rs. 404.44 lakhs & Rs. 777.73 lakhs for the quarter and six months ended 30th September 2019 respectively and total comprehensive income of Rs. 404.44 lakhs & Rs. 777.73 lakhs for the quarter and six months ended 30th September 2019 respectively and net cash outflow of Rs. 86.01 lakhs as considered in the consolidated financial results. The consolidated financial results also include the Group's share of net profit of Rs. (0.30) lakhs and Rs. 5.28 lakhs and total comprehensive income of Rs. (0.99) lakhs and Rs. 4.29 lakhs for the quarter and six months ended 30th September 2019 respectively as considered in the consolidated financial results in respect of 2 associate companies and a joint venture. These financial results have been reviewed by other auditors whose reports have been furnished to us by the management and our conclusion on the Statement, insofar as it relates to the amounts and disclosures included in respect of these subsidiaries/ associates/ joint venture is based solely on the report of other auditors and the procedures performed by us as stated in paragraph 3 above.

Our conclusion on the Statement is not modified in respect of the above matter.

6. Based on our review conducted and procedures performed as stated in paragraph 3 above and based on the considerations of the review reports of other auditors, nothing has come to our attention that causes us to believe that the accompanying Statement, prepared in accordance with recognition and measurement principles laid down in the aforesaid Indian Accounting Standard specified under Section 133 of the Companies Act, 2013, as amended, read with relevant rules issued thereunder and other accounting principles generally accepted in India, has not disclosed the information required to be disclosed in



terms of the Listing Regulation, read with the Circular, including the manner in which it is to be disclosed, or that it contains any material misstatement.

For Lodha & Co.
Chartered Accountants
Firm's Registration No. 301051E


(Gaurav Lodha)

Partner

Membership No.:- 507462

UDIN:19507462AAAAAYT4030

Place:Kota

Date 12th November 2019



Limited Review Report on Quarterly and six months ended Standalone Financial Results of Career Point Limited pursuant to the Regulation 33 of the SEBI (Listing Obligations and Disclosure Requirements) Regulations, 2015, as amended

**To
The Board of Directors of
Career Point Limited**

1. We have reviewed the accompanying statement of unaudited standalone financial results of Career Point Limited ('the Company') for the quarter and half year ended 30th September, 2019 ('the Statement'), attached herewith, being submitted by the Company pursuant to the requirements of Regulation 33 of the SEBI (Listing Obligations and Disclosure Requirements) Regulations, 2015, as amended ('the Listing Regulations'). Attention is drawn to the fact that the cash flow figures for the corresponding six months period ended September 30, 2018 have been approved by the Company's Board of Directors, but have not been subjected to audit or review.
2. This Statement, which is the responsibility of the Company's Management and approved by the Company's Board of Directors, has been prepared in accordance with the recognition and measurement principles laid down in Indian Accounting Standard 34 (Ind AS 34) 'Interim Financial Reporting' prescribed under section 133 of the Companies Act, 2013 (as amended) read with relevant rules issued thereunder and other accounting principles generally accepted in India. Our responsibility is to issue a report on the Statement based on our review.
3. We conducted our review in accordance with the Standard on Review Engagement (SRE 2410) 'Review of Interim financial information performed by the Independent Auditor of the Entity', issued by the Institute of Chartered Accountants of India. This standard requires that we plan and perform the review to obtain moderate assurance as to whether the financial results are free of material misstatement. A review is limited primarily to enquiries of the Company personnel and analytical procedures applied to financial data and thus provides less assurance than an audit. We have not performed an audit and accordingly, we do not express an audit opinion.
4. Based on our review conducted as above, nothing has come to our attention that causes us to believe that the accompanying Statement, prepared in accordance with the applicable Accounting Standards i.e. India Accounting Standards ('Ind AS') prescribed u/s 133 of the Companies Act, 2013 read with relevant rules issued there under and other recognised accounting practices and policies generally accepted in India has not disclosed the information required to be disclosed in terms of the Regulation, including the manner in which it is to be disclosed, or that it contains any material misstatement.

For Lodha & Co,
Chartered Accountants
Firm's Registration No. 301051E



(Gaurav Lodha)

Partner

Membership No.: - 507462

UDIN:19507462AAAAYS3772

Place: Kota

Date: 12th November, 2019

