



**DILIP BUILDCON LIMITED**  
INFRASTRUCTURE & BEYOND

**February 12, 2022**

To  
BSE Limited  
Listing Department  
P.J Tower, Dalal Street  
Mumbai - 400001

To  
National Stock Exchange of India Ltd.  
Exchange Plaza, C-1, Block G  
BandraKurla Complex,  
Bandra (E), Mumbai - 400051

Stock Symbol -540047

Stock Symbol -DBL

**Scrip code of Listed NCD: 960015/960016/960017/960018/959643/959525**

**Sub: -Statement of Unaudited INDAS Standalone and Consolidated Financial Results along with the Limited Review Report and Press release for the quarter and nine months ended December 31, 2021.**

Dear Sir/Madam,


Pursuant to SEBI (Listing Obligations and Disclosure Requirements) Regulations, 2015, as amended from time to time, please find enclose herewith the Statement of Unaudited INDAS Standalone and Consolidated Financial Results for the **quarter and nine months ended December 31, 2021** along with Limited Review Report duly approved and taken on record at the meeting of the Board of Directors of the Company held on Saturday, February 12, 2022 at 02.00 PM and concluded at 04.40 PM at the registered office of the Company.

Further also find attached press release report .

Further inform you that the said information will be available on the website of the Company: [www.dilipbuildcon.com](http://www.dilipbuildcon.com)

We hereby request you to take the above said item on your record.

**For Dilip Buildcon Limited**

  
Abhishek Shrivastava  
Company Secretary  
A-19703



ISO 9001:2015

CIN No. L45201MP2006PLC018689

**Regd. Office :**

Plot No. 5, Inside Govind Narayan Singh Gate,  
Chuna Bhatti, Kolar Road, Bhopal - 462 016 (M.P.)

Ph. : 0755-4029999, Fax : 0755-4029998

E-mail : [db@dilipbuildcon.co.in](mailto:db@dilipbuildcon.co.in), Website : [www.dilipbuildcon.com](http://www.dilipbuildcon.com)

Mukund M. Chitale & Co.  
Chartered Accountants  
2<sup>nd</sup> Floor, Kapur House,  
Paranjape B Scheme Road No. 1  
Vile Parle (E), Mumbai 400 057

MSG & Associates  
Chartered Accountants  
MIG-1/5, 1<sup>st</sup> Floor, Amber Complex  
Zone-II, M.P.Nagar  
Bhopal 462 011

**Independent Auditor's Review Report on the Quarterly and year to date Unaudited Standalone Financial Results of Dilip Buildcon Limited pursuant to the Regulation 33 of SEBI (Listing Obligations and Disclosure Requirements) Regulations, 2015, as amended**

**To the Board of Directors of Dilip Buildcon Limited**

We have reviewed the accompanying statement of unaudited standalone financial results of Dilip Buildcon Limited ('the Company') for the quarter and nine months ended 31<sup>st</sup> December 2021 (the Statement) attached herewith being submitted by the Company pursuant to the requirements of Regulation 33 of the SEBI (Listing Obligations and Disclosure Requirements) Regulations 2015, as amended.

This statement, which is the responsibility of the Company's Board of Directors and have been approved by them, is prepared in accordance with the recognition and measurement principles laid down in Indian Accounting Standard 34 "Interim Financial Reporting" ("Ind AS 34"), prescribed under Section 133 of the Companies Act, 2013, as amended (the "Act) read with relevant rules issued thereunder and other accounting principles generally accepted in India and in compliance with Regulations. Our responsibility is to express a conclusion on the Statement based on our review.

We conducted our review in accordance with the Standard on Review Engagements (SRE) 2410, "Review of Interim Financial Information Performed by the Independent Auditor of the Entity" issued by the Institute of Chartered Accountants of India. This Standard requires that we plan and perform the review to obtain moderate assurance as to whether the statements are free of material misstatement. A review of interim financial information consists of making inquiries, primarily of persons responsible for financial and accounting matters, and applying analytical and other review procedures. A review is substantially less in scope than an audit conducted in accordance with Standards on Auditing and consequently does not enable us to obtain assurance that we would become aware of all significant matters that might be identified in an audit. Accordingly, we do not express an audit opinion.



Mukund M. Chitale & Co.  
Chartered Accountants  
2<sup>nd</sup> Floor, Kapur House,  
Paranjape B Scheme Road No. 1  
Vile Parle (E), Mumbai 400 057

MSG & Associates  
Chartered Accountants  
MIG-1/5, 1<sup>st</sup> Floor, Amber Complex  
Zone-II, M.P.Nagar  
Bhopal 462 011


Based on our review conducted as above, nothing has come to our attention that causes us to believe that the accompanying Statement prepared in accordance with the recognition and measurement principles laid down in the applicable Indian Accounting Standards ('Ind AS') specified under Section 133 of Companies Act, 2013 as amended, read with relevant rules issued there under and other accounting principles generally accepted in India, has not disclosed the information required to be disclosed in terms of the Regulation, including the manner in which it is to be disclosed, or that it contains any material misstatement.

### Emphasis of Matter

We draw your attention to Note 7 of the unaudited standalone financial results, as regards the management's assessment of the financial impact due to restrictions and conditions related to Covid-19 pandemic situation. Our conclusion is not modified in respect of this matter.

For Mukund M. Chitale & Co.  
Chartered Accountants  
Firm Registration No. 106655W

  
(S.M. Chitale)  
Partner  
M. No. 111383



For MSG & Associates.  
Chartered Accountants  
Firm Registration No. 010254C

  
(Geeta Rajani)  
Partner  
M. No. 076889



UDIN: 22111383ABNDNF1267

UDIN: 22076889ABNCCX9103

Place: Mumbai  
Date: 12.02.2022

Place: Bhopal  
Date: 12.02.2022

**Dilip Buildcon Limited**


Registered Office : Plot No. 5 Inside Govind Narayan Singh Gate, Chuna Bhatti, Kolar Road , Bhopal-462016, Madhya Pradesh

CIN: L45201MP2006PLC018689

**Statement of Standalone Financial Results**

(Rs. in lakhs)

Sr. No	Particulars	Standalone					
		Quarter ended			Nine Months		Year ended
		31-Dec-21	30-Sep-21	31-Dec-20	31-Dec-21	31-Dec-20	31-Mar-21
	Unaudited	Unaudited	Unaudited	Unaudited	Unaudited	Audited	
i	Revenue from Operations	2,19,758.66	2,15,610.11	2,46,672.13	6,49,995.11	6,28,394.76	9,20,891.68
II	Other Income	979.72	518.27	593.50	2,742.56	2,384.11	2,907.96
III	<b>Total Income (I + II)</b>	<b>2,20,738.38</b>	<b>2,16,128.38</b>	<b>2,47,265.63</b>	<b>6,52,737.67</b>	<b>6,30,778.87</b>	<b>9,23,799.64</b>
IV	<b>Expenses</b>						
	(a) Cost of Materials consumed and Operating Expenses	2,04,387.96	1,83,092.72	1,95,529.78	5,63,340.47	4,93,967.30	7,29,819.87
	(b) Changes in inventories of finished goods and Work-in-progress	5,290.41	(1,012.83)	(86.87)	3,801.45	2,989.37	(1,831.56)
	(c) Employee benefits expense	5,012.63	5,142.07	5,231.67	15,084.81	14,923.04	19,251.53
	(d) Finance Cost	15,163.72	16,161.16	14,490.15	46,227.13	43,615.10	58,618.53
	(e) Depreciation and amortisation expense	9,860.86	9,988.58	9,998.78	29,637.86	31,103.23	40,713.64
	(f) Other expenses	4,438.48	5,622.38	5,302.84	16,089.15	15,206.38	26,750.51
	<b>Total Expenses (IV)</b>	<b>2,44,154.06</b>	<b>2,18,994.08</b>	<b>2,30,466.35</b>	<b>6,74,180.87</b>	<b>6,01,804.42</b>	<b>8,73,322.52</b>
V	<b>Profit / (loss) before exceptional items and tax (III-IV)</b>	<b>(23,415.68)</b>	<b>(2,865.70)</b>	<b>16,799.28</b>	<b>(21,443.20)</b>	<b>28,974.45</b>	<b>50,477.12</b>
VI	Exceptional Items	5,936.88	200.81	-	6,137.69	-	-
VII	<b>Profit / (loss) before tax (V+VI)</b>	<b>(17,478.80)</b>	<b>(2,664.89)</b>	<b>16,799.28</b>	<b>(15,305.51)</b>	<b>28,974.45</b>	<b>50,477.12</b>
VIII	Tax expense:						
	(a) Current Tax	(1,682.23)	68.67	6,002.55	512.49	12,469.21	20,473.24
	(b) Deferred Tax	(6,130.13)	(801.89)	(308.40)	(7,221.92)	(2,696.22)	(1,925.42)
	(c) Income Tax for earlier years	-	-	-	299.87	-	-
IX	<b>Profit / (loss) for the period (VII-VIII)</b>	<b>(9,666.44)</b>	<b>(1,931.67)</b>	<b>11,105.13</b>	<b>(8,895.95)</b>	<b>19,201.46</b>	<b>31,929.30</b>
X	<b>Other Comprehensive Income</b>						
	Items that will not be reclassified to profit or loss (Net of tax)	162.50	667.28	(0.23)	655.36	(8.81)	559.32
XI	<b>Total Comprehensive income after tax (IX+X)</b>	<b>(9,503.94)</b>	<b>(1,264.39)</b>	<b>11,104.90</b>	<b>(8,240.59)</b>	<b>19,192.65</b>	<b>32,488.62</b>
XII	<b>Paid up share capital (Equity share of Rs. 10 each)</b>	<b>14,621.50</b>	<b>14,621.50</b>	<b>13,676.98</b>	<b>14,621.50</b>	<b>13,676.98</b>	<b>13,676.98</b>
XIII	<b>Other Equity</b>						<b>3,78,043.05</b>
XIV	<b>Earnings Per Share (for continuing operations)</b>						
	(a) Basic	(6.61)	(1.32)	8.12	(6.12)	14.04	23.35
	(b) Diluted	(6.61)	(1.32)	8.12	(6.12)	14.04	23.35



## Dilip Buildcon Limited

Registered Office : Plot No. 5 Inside Govind Narayan Singh Gate, Chuna Bhatti, Kolar Road , Bhopal-462016, Madhya Pradesh  
CIN: L45201MP2006PLC018689

- 1 The above standalone financial results have been reviewed by the Audit Committee and approved by the Board of Directors at their meetings held on 12 February 2022.
- 2 The above standalone financial results have been prepared in accordance with Indian Accounting Standards (Ind AS) as prescribed under Section 133 of the Companies Act, 2013 read with the relevant rules thereunder and other accounting principles generally accepted in India. These results have been subjected to limited review by the Statutory Auditors.
- 3 a The company had signed indicative Term sheet with a party on 24 August, 2017 for divestment of its entire stake in respect of 24 subsidiaries. The Share acquisition cum shareholders agreement in respect of these 24 subsidiaries was entered into in March 2018. The Company had completed the transfer of shares in 16 subsidiaries in the earlier quarters / years.
- 3 b During the quarter ended 30 September 2021, the Company has completed the sale of balance 8 subsidiaries in accordance with the Share acquisition cum shareholders agreement (SHA) signed in March 2018. The Company has earned profit of Rs. 200.81 lakhs and disclosed as 'exceptional item' in the statement of Profit and Loss. The Company will continue to hold 26% in respect of 4 companies out of the 24 companies sold earlier in accordance with the Concessionaire agreements entered into with the Authorities. As per the SHA the company has given away all the rights towards dividend and share in profits in respect of these companies.
- 4 a The Company has entered into Shareholder and Share Purchase agreement with Cube Highways and Infrastructure III PTE Limited (Cube Highways) on 31 August 2019 to sell its entire shareholding in a phased manner in five subsidiaries having projects under construction (as per Hybrid Annuity Mode ('HAM') Projects ). The expected consideration for said 5 SPVs is around Rs. 72,500.00 lakhs to be received in a phased manner subject to shareholding transfer restrictions set out in concession agreement executed between National Highways Authority of India and respective subsidiaries and subject to various regulatory and lender approvals. However, out of the said 5 subsidiaries, the contract in respect of 2 subsidiaries has been mutually terminated via Termination agreement entered into between the parties.
- 4 b The Company and along with its nominee have transferred its 49% equity stake in its 3 subsidiary companies to Cube Highways and its nominee on 31 December, 2021. The Company has earned profit of Rs. 5,936.88 lakhs and disclosed as 'exceptional item' in the statement of Profit and Loss.
- 4 c The balance 51% equity stake to be transferred in 3 subsidiary companies, is scheduled to be completed after expiry of mandatory lock-in period as per the provisions of the Concession Agreement and subject to various regulatory approvals. The consideration in respect of the balance 51% will be determined at the time of transfer and thus no effect has been given in this respect.
- 5 During the quarter ended 31 December 2021, the company has redeemed 8.90% interest bearing Series- IX: 450 NCDs of Rs. 10,00,000 each, aggregating to Rs. 4,500 lakhs.
- 6 The company is in the Business of Construction and Engineering Contracts and the business of Construction and Development of Real Estate is at a nascent stage and no actual operations have commenced.
- 7 The Company has considered the possible effects that may result from COVID-19 in the preparation of these financial results including the recoverability of carrying amounts of financial and non-financial assets. In developing the assumptions relating to the possible future uncertainties in the global economic conditions because of COVID-19, the Company has, at the date of approval of the financial results, used internal and external sources of information and expects that the carrying amount of the assets will be recovered. The result for the quarter, to that extent, not comparable with those for the previous periods.
- 8 During the month of April 2021, the Company has issued 94,45,203 fully paid up equity shares to Qualified Institutional Buyers in accordance with SEBI (Issue of Capital and Disclosure Requirements) Regulations, 2018, at an issue price of Rs. 540 per share for an aggregate consideration of Rs. 51,004.10 lakhs. The Company has used the proceeds in accordance with the objects stated in the Placement Document. The expenses amounting to Rs. 924.41 lakhs incurred for the purpose of the issue of shares have been adjusted against the Securities Premium.
- 9 a During the Quarter ended 30 September 2021, the Company has acquired the entire shareholding in High Fly Airlines Private Limited for a consideration of Rs. 200.00 lakhs. The name of the Company has been subsequently changed to DBL Infra Assets Private Limited.
- 9 b During the quarter ended 30 September 2021, the Company has transferred its ownership of 49% in respect of existing 5 subsidiaries and 70% in respect of existing 1 subsidiary and during the quarter ended 31 December 2021, the Company has transferred its ownership of 49% in respect of existing 4 subsidiaries to DBL Infra Assets Pvt Ltd. The Company has earned Rs. Nil profit on all these transactions.
- 10 The Company along with its wholly owned subsidiary "DBL Infra Assets Pvt Limited" ("DIAPL") have executed a non-binding Term Sheet, with 'Shrem InvIT' (an infrastructure investment trust, registered under Indian Trust Act 1882 with Securities and Exchange Board of India) on 21 January 2022, for transferring their investment in Equity Share Capital and Promoter's Unsecured Loan in respect of ten subsidiaries (Hybrid Annuity Model ("HAM") projects). Equity transfer to Shrem InvIT shall be completed in a progressive manner after the completion of the projects, subject to receipt of approvals from the respective project lenders and NHA. The consideration for the transfer of shares will be received in form of Units of the Invit.



11 Additional Disclosures as per Regulation 52(4) of SEBI (Listing Obligations and Disclosure Requirements) Regulations 2015


Sr. No.	Particulars	As at 31 December 2021	As at 31 March 2021
A	Debt equity ratio (Long-term borrowings, short-term borrowings and current maturities of long-term borrowings divided by total equity)	0.80	0.87
B	Debt service coverage ratio (DSCR) (Profit before interest and exceptional items divided by interest expense together with principal repayments of long term borrowings and current maturities of long-term borrowings during the period)	0.26	0.99
C	Interest service coverage ratio (ISCR) (Profit before interest and exceptional items divided by interest expense)	0.54	1.86
D	Outstanding redeemable preference shares (quantity and value)	Not Applicable	Not Applicable
E	Debenture redemption reserve (Rs. in lakhs)	15,000.00	15,000.00
F	Net worth (Rs. in lakhs) (Equity share capital and other equity)	4,32,096.97	3,91,720.03
G	Total borrowings (Rs. in lakhs) (Long-term borrowings, short-term borrowings and current maturities of long-term borrowings)	3,47,205.05	3,39,103.96
H	Net profit after tax for the period (Rs. in lakhs)	(8,895.95)	31,929.30
I	Earnings per share (Rs.)		
	Basic	(6.12)	23.35
	Diluted	(6.12)	23.35
J	Current ratio (Current assets divided by current liabilities excluding current maturities of long-term borrowings)	1.56	1.42
K	Long term debt to working capital (Long term borrowings including current maturities of long term borrowings divided by working capital (working capital refers to net current assets arrived after reducing current liabilities excluding current maturities of long term borrowings from current assets))	0.45	0.59
L	Bad debts to account receivable ratio (Bad debts written off divided by gross trade receivables)	Not Applicable	Not Applicable
M	Current liability ratio (Current liability excluding current maturities of long term borrowings divided by total liabilities)	0.73	0.70
N	Total debts to total asset (Total borrowings divided by total assets)	0.30	0.30
O	Debtors turnover (Revenue from operations for trailing 12 months divided by net trade receivables)	6.27	8.34
P	Inventory turnover (Revenue from operations for trailing 12 months divided by inventories)	2.79	3.04
Q	Operating margin (%) (PBDIT excl. other income and exceptional items divided by revenue from operations)	7.95%	15.95%
R	Net profit margin (%) (Profit after tax divided by revenue from operations)	-1.37%	3.47%
S	The Company continues to maintain 100% asset cover for the NCDs issued by it.		

12 Figures relating to previous quarters have been regrouped / rearranged, wherever necessary.

Place : Bhopal  
Date : 12 February 2022



For and on behalf of the Board of Directors of  
Dilip Buildcon Limited

  
Dilip Suryavanshi  
Managing Director  
DIN - 00039944

Mukund M. Chitale & Co.  
Chartered Accountants  
2<sup>nd</sup> Floor, Kapur House,  
Paranjape B Scheme Road No. 1  
Vile Parle (E), Mumbai 400 057


MSG & Associates  
Chartered Accountants  
MIG-1/5, 1<sup>st</sup> Floor, Amber Complex  
Zone-II, M.P.Nagar,  
Bhopal 462 011

**Independent Auditor's Review Report on the unaudited quarterly and year to date Consolidated Financial Results of the Company pursuant to the Regulation 33 of the SEBI (Listing Obligations and Disclosure requirements) regulations 2015, as amended**

**To  
Board of Directors of  
Dilip Buildcon Limited,**

1. We have reviewed the accompanying Statement of Unaudited Consolidated Financial Results of Dilip Buildcon Limited (the Holding Company) and its subsidiaries (the Parent and its subsidiaries together referred to as 'the Group') for the quarter and nine months year ended 31 December 2021 ("the Statement"), being submitted by the Holding Company pursuant to the requirement of Regulation 33 of the SEBI (Listing Obligations and Disclosure Requirements) Regulations, 2015, as amended.
2. This Statement, which is the responsibility of the Holding Company's Board of Directors and approved by them, has been prepared in accordance with the recognition and measurement principles laid down in Indian Accounting Standard 34 'Interim Financial Reporting' ('Ind AS 34'), prescribed under Section 133 of the Companies Act, 2013, as amended (the 'Act') read with relevant rules issued thereunder and other accounting principles generally accepted in India and in compliance with Regulations. Our responsibility is to express a conclusion on the Statement based on our review.
3. We conducted our review of the Statement in accordance with the Standard on Review Engagements (SRE) 2410 "Review of Interim Financial Information Performed by the Independent Auditor of the Entity", issued by the Institute of Chartered Accountants of India. This standard requires that we plan and perform the review to obtain moderate assurance as to whether the statement is free of material misstatement. A review of interim financial information consists of making inquiries, primarily of persons responsible for financial and accounting matters, and applying analytical and other review procedures. A review is substantially less in scope than an audit conducted in accordance with Standards on Auditing and consequently does not enable us to obtain assurance that we would become aware of all significant matters that might be identified in an audit. Accordingly, we do not express an audit opinion.

We also performed procedures in accordance with the circular issued by the SEBI under Regulation 33 (8) of the SEBI (Listing Obligations and Disclosure Requirements) Regulations, 2015, as amended, to the extent applicable.



Mukund M. Chitale & Co.  
Chartered Accountants  
2<sup>nd</sup> Floor, Kapur House,  
Paranjape B Scheme Road No. 1  
Vile Parle (E), Mumbai 400 057

MSG & Associates  
Chartered Accountants  
MIG-1/5, 1<sup>st</sup> Floor, Amber Complex  
Zone-II, M.P.Nagar,  
Bhopal 462 011

4. The Statement includes the results of the entities listed in Annexure '1' to the report.
5. Based on our review conducted and procedures performed as stated in paragraph 3 above and based on the consideration of the review reports of the other auditors referred to in paragraph 7 below, nothing has come to our attention that causes us to believe that the accompanying Statement, prepared in accordance with the recognition and measurement principles laid down in the aforesaid Indian Accounting Standard specified under Section 133 of the Act, read with relevant rules issued thereunder and other accounting principles generally accepted in India, has not disclosed the information required to be disclosed in terms of the Regulations, including the manner in which it is to be disclosed, or that it contains any material misstatement.

**6. Emphasis of Matter**

We draw your attention to Note 6 of the unaudited consolidated financial results, as regards the management's assessment of the financial impact due to restrictions and conditions related to Covid-19 pandemic situation. Our conclusion is not modified in respect of this matter.

7. We did not review the interim financial results of thirty-eight subsidiaries included in the unaudited consolidated financial results, whose interim financial results reflect total assets of Rs. 7,93,768.20 lakhs as at 31 December 2021 and total revenues of Rs. 1,29,539.19 lakhs and Rs. 3,22,122.73 lakhs and total net loss after tax of Rs. 7,745.60 lakhs and Rs. 29,437.96 lakhs and total comprehensive income of Rs. (7,745.60) lakhs and Rs. (29,437.96) lakhs for the quarter and nine months ended 31 December 2021 respectively, and net cash outflows of Rs. 18,148.33 lakhs for the period from 01 April 2021 to 31 December 2021. These interim financial results have been reviewed by other auditors whose reports have been furnished to us by the Management and our conclusion on the Statement, in so far as it relates to the amounts and disclosures included in respect of these subsidiaries and, is based solely on the reports of the other auditors and the procedures performed by us as stated in paragraph 3 above. Our conclusion on the Statement is not modified in respect of this matter.






Mukund M. Chitale & Co.  
Chartered Accountants  
2<sup>nd</sup> Floor, Kapur House,  
Paranjape B Scheme Road No. 1  
Vile Parle (E), Mumbai 400 057

MSG & Associates  
Chartered Accountants  
MIG-1/5, 1<sup>st</sup> Floor, Amber Complex  
Zone-II, M.P.Nagar,  
Bhopal 462 011

8. The Financial results of two subsidiaries, whose interim financial results reflect total assets of Rs. 14,202.16 lakhs as at 31 December 2021 and total revenues of Rs. 1,632.13 lakhs and Rs. 3,699.33 lakhs and total net loss after tax of Rs. 36.55 lakhs and Rs. 481.89 lakhs and total comprehensive income of Rs. (36.55) lakhs and Rs. (481.89) lakhs for the quarter and nine months ended ended 31 December 2021, respectively and net cash outflows of Rs. 3.98 lakhs for the period from 01 April 2021 to 31 December 2021 as considered in the unaudited consolidated financial results have been audited by one of the joint auditors, M/s MSG & Associates. Our conclusion on the Statement is not modified in respect of this matter.
9. The Financial results of two subsidiaries, whose interim financial results reflect total assets of Rs. 6,355.46 lakhs as at 31 December 2021 and total revenues of Rs. 1,372.02 lakhs and Rs. 3,738.97 lakhs and total net loss after tax of Rs. 257.49 lakhs and Rs. 258.27 lakhs and total comprehensive profit of Rs. (257.49) lakhs and Rs. (258.27) lakhs for the quarter and nine months year ended 31 December 2021 respectively, and net cash outflows of Rs. 202.92 lakhs for the period ended 01 April 2021 to 31 December 2021 respectively, as considered in the unaudited consolidated financial results have been audited by one of the joint auditors, M/s Mukund M. Chitale & Co., Chartered Accountants.

For Mukund M. Chitale & Co.  
Chartered Accountants  
Firm Registration No. 106655W

  
(S.M. Chitale)  
Partner  
M. No. 111383



UDIN: 22111383ABNDUR6770

For MSG & Associates  
Chartered Accountants  
Firm Registration No. 010254C

  
(Geeta Rajani)  
Partner  
M. No. 076889



UDIN: 22076889ABNCVO1273

Place : Mumbai  
Date : 12.02.2022

Place : Bhopal  
Date : 12.02.2022


Mukund M. Chitale & Co.  
Chartered Accountants  
2<sup>nd</sup> Floor, Kapur House,  
Paranjape B Scheme Road No. 1  
Vile Parle (E), Mumbai 400 057

MSG & Associates  
Chartered Accountants  
MIG-1/5, 1<sup>st</sup> Floor, Amber Complex  
Zone-II, M.P.Nagar,  
Bhopal 462 011

Annexure '1'

**Independent Auditor's Review Report on the unaudited quarterly and year to date Consolidated Financial Results of the Company pursuant to the Regulation 33 of the SEBI (Listing Obligations and Disclosure requirements) regulations 2015, as amended**

Sr. No.	Name of the Company	Nature of Relationship
1	Dhrol Bhadra Highways Private Limited	Subsidiary
2	Bangalore Malur Highways Private Limited	Subsidiary
3	Malur Bangarpet Highways Private Limited	Subsidiary
4	DBL Poondiyankuppam Highways Private Limited	Subsidiary
5	DBL Viluppuram Highways Private Limited	Subsidiary
6	Sannur Bikarnakette Highways Private Limited	Subsidiary
7	DBL-Siarmal Coal Mines Private Limited	Subsidiary
8	DBL Infra Assets Private Limited	Subsidiary
9	DBL Infratech Private Limited	Subsidiary
10	DBL Infraventures Private Limited	Subsidiary
11	DBL Electricity & Power Transmission Private Limited	Subsidiary
12	Jalpa Devi Engineering Private Limited	Subsidiary
13	Bhavya Infra & Systems Private Limited	Subsidiary
14	DBL VPR Mining Private Limited	Subsidiary
15	DBL Chandikhole Bhadrak Highways Private Limited	Subsidiary
16	DBL Anandapuram Anakapalli Highways Private Limited	Subsidiary
17	DBL Bangalore Nidagatta Highways Private Limited	Subsidiary
18	DBL Pachhara Coal Mine Private Limited	Subsidiary
19	DBL Gorhar Khairatunda Highways Private Limited	Subsidiary
20	DBL Nidagatta Mysore Highways Private Limited	Subsidiary
21	DBL Rewa Sidhi Highways Private Limited	Subsidiary
22	DBL Byrapura Challakere Highways Private Limited	Subsidiary



Mukund M. Chitale & Co.  
Chartered Accountants  
2<sup>nd</sup> Floor, Kapur House,  
Paranjape B Scheme Road No. 1  
Vile Parle (E), Mumbai 400 057

MSG & Associates  
Chartered Accountants  
MIG-1/5, 1<sup>st</sup> Floor, Amber Complex  
Zone-II, M.P.Nagar,  
Bhopal 462 011

Sr. No.	Name of the Company	Nature of Relationship
23	DBL Mangloor Higways Private Limited	Subsidiary
24	DBL Sangli Borgaon Highways Private Limited	Subsidiary
25	DBL Borgaon Watambare Highways Private Limited	Subsidiary
26	DBL Mangalwedha Solapur Highways Private Limited	Subsidiary
27	DBL Bellary Byrapura Highways Private Limited	Subsidiary
28	Deevin Siesmic Systems Private Limited	Subsidiary
29	Pathrapali Kathghora Highways Private Limited	Subsidiary
30	DBL Electricity Transmission Private Limited	Subsidiary
31	DBL Power Transmission Private Limited	Subsidiary
32	DBL Transmission Private Limited	Subsidiary
33	DBL Power & Energy Transmission Private Limited	Subsidiary
34	DBL Transmission 3 Private Limited	Subsidiary
35	DBL Transmission 2 Private Limited	Subsidiary
36	DBL Transmission 4 Private Limited	Subsidiary
37	Bhopal Redevelopment Realty Private Limited	Subsidiary
38	DBL Infradevelopers Private Limited	Subsidiary
39	Narenpur Purnea Highways Private Limited	Subsidiary
40	Repallewada Highways Private Limited	Subsidiary
41	Dodaballapur-Hoskote Highways Private Limited	Subsidiary
42	Bangarupalem Gudipala Highways Private Limited	Subsidiary



## Dilip Buildcon Limited

Registered Office : Plot No. 5 Inside Govind Narayan Singh Gate, Chuna Bhatti, Kolar Road , Bhopal-462016, Madhya Pradesh

CIN: L45201MP2006PLC018689

### Statement of Consolidated Financial Results

(Rs. in lakhs)

Sr.No	Particulars	Consolidated					
		Quarter ended			Nine months		Year ended
		31-Dec-21	30-Sep-21	31-Dec-20	31-Dec-21	31-Dec-20	31-Mar-21
		Unaudited	Unaudited	Unaudited	Unaudited	Unaudited	Audited
I	Revenue from Operations	2,24,550.23	2,21,895.74	2,74,619.43	6,90,272.59	7,03,280.64	10,16,828.20
II	Other Income	1,344.22	465.45	1,273.11	3,319.40	3,421.26	4,221.36
III	<b>Total Income (I + II)</b>	<b>2,25,894.45</b>	<b>2,22,361.19</b>	<b>2,75,892.54</b>	<b>6,93,591.99</b>	<b>7,06,701.90</b>	<b>10,21,049.56</b>
IV	<b>Expenses</b>						
	(a) Cost of Materials consumed and Operating Expenses	2,04,716.32	2,05,646.12	2,00,155.72	5,97,086.66	5,13,571.98	7,57,213.76
	(b) Changes in inventories of finished goods and Work-in-progress	5,306.55	(895.09)	(454.38)	3,724.63	2,586.49	(1,927.24)
	(c) Employee Benefits expense	5,761.79	6,377.00	5,347.67	17,377.96	15,325.12	19,820.16
	(d) Finance Cost	27,239.08	21,109.71	32,393.49	80,055.25	92,096.39	1,17,331.52
	(e) Depreciation and Amortisation expense	10,034.62	9,352.07	11,108.37	30,153.52	34,389.93	44,294.40
	(f) Other expenses	4,232.07	5,516.93	6,521.50	16,686.15	17,393.22	28,884.51
	<b>Total Expenses (IV)</b>	<b>2,57,290.43</b>	<b>2,47,106.74</b>	<b>2,55,072.37</b>	<b>7,45,084.17</b>	<b>6,75,363.13</b>	<b>9,65,617.11</b>
V	<b>Profit / (Loss) before exceptional items and tax (III-IV)</b>	<b>(31,395.98)</b>	<b>(24,745.55)</b>	<b>20,820.17</b>	<b>(51,492.18)</b>	<b>31,338.77</b>	<b>55,432.45</b>
VI	Exceptional Items	13,763.85	(20,228.80)	(262.75)	(5,779.60)	2,068.73	3,212.69
VII	<b>Profit / (Loss) before tax (V+VI)</b>	<b>(17,632.13)</b>	<b>(44,974.35)</b>	<b>20,557.42</b>	<b>(57,271.78)</b>	<b>33,407.50</b>	<b>58,645.14</b>
VIII	Tax expense:						
	(a) Current Tax	(1,681.13)	(186.58)	3,586.70	517.85	12,041.98	20,765.92
	(b) Deferred Tax	(6,261.80)	(645.35)	(223.23)	(7,231.43)	(2,635.67)	(2,440.29)
	(c) Income Tax for earlier years	-	-	(997.31)	299.87	(956.43)	(1,513.62)
IX	<b>Profit / (Loss) for the year / period (VII-VIII)</b>	<b>(9,689.20)</b>	<b>(44,142.42)</b>	<b>18,191.26</b>	<b>(50,858.07)</b>	<b>24,957.62</b>	<b>41,833.13</b>
X	Share of Profit / (Loss) of Associates	-	(313.44)	32.11	-	78.65	1,821.48
XI	<b>Profit after Tax, share of Profit / (Loss) of associates (IX+X)</b>	<b>(9,689.20)</b>	<b>(44,455.86)</b>	<b>18,223.37</b>	<b>(50,858.07)</b>	<b>25,036.27</b>	<b>43,654.61</b>
XII	<b>Other Comprehensive Income</b>						
	Items that will not be reclassified to profit or loss (Net of taxes)	162.36	742.56	(0.23)	655.36	(8.81)	559.33
XIII	<b>Total Comprehensive income after tax (XI+XII)</b>	<b>(9,526.83)</b>	<b>(43,713.30)</b>	<b>18,223.14</b>	<b>(50,202.71)</b>	<b>25,027.46</b>	<b>44,213.94</b>
XIV	<b>Profit for the year attributable to</b>						
	Owners of the Parent	(1,916.45)	(44,447.51)	10,717.24	(49,335.82)	14,291.35	26,659.18
	Non Controlling Interest	(7,772.75)	(8.35)	7,506.13	(1,522.25)	10,744.92	16,995.43
XV	<b>Total Comprehensive Income for the year attributable to</b>						
	Owners of the Parent	(1,754.08)	(43,704.95)	10,717.01	(48,680.46)	14,282.54	27,218.51
	Non Controlling interest	(7,772.75)	(8.35)	7,506.13	(1,522.25)	10,744.92	16,995.43
XVI	<b>Paid up share capital (Equity share of Rs. 10 each)</b>	<b>14,621.50</b>	<b>14,621.50</b>	<b>13,676.98</b>	<b>14,621.50</b>	<b>13,676.98</b>	<b>13,676.98</b>
XVII	<b>Other Equity</b>						<b>3,26,303.59</b>
XVIII	<b>Earnings Per Share (for continuing operations)</b>						
	(a) Basic	(6.63)	(30.40)	13.32	(35.00)	18.31	31.92
	(b) Diluted	(6.63)	(30.40)	13.32	(35.00)	18.31	31.92



## Dilip Buildcon Limited

Registered Office : Plot No. 5 Inside Govind Narayan Singh Gate, Chuna Bhatti, Kolar Road , Bhopal-462016, Madhya Pradesh  
CIN: L45201MP2006PLC018689

- 1 The above consolidated financial results have been reviewed by the Audit Committee and approved by the Board of Directors at their meetings held on 12 February 2022.
- 2 The above unaudited consolidated financial results have been prepared in accordance with Indian Accounting Standards (Ind AS) as prescribed under Section 133 of the Companies Act, 2013 read with the relevant rules thereunder and other accounting principles generally accepted in India. These results have been subjected to limited review by the Statutory Auditors.
- 3 a The company had signed indicative Term sheet with a party on 24 August, 2017 for divestment of its entire stake in respect of 24 subsidiaries. The Share acquisition cum shareholders agreement in respect of these 24 subsidiaries was entered into in March 2018. The Company had completed the transfer of shares in 16 subsidiaries in the earlier quarters / years.
- 3 b During the period ended 30 September 2021, the Company has completed the sale of balance 8 subsidiaries in accordance with the Share acquisition cum shareholders agreement (SHA) signed in March 2018 and has earned Rs. 17,903.49 Loss on these transactions during the quarter 30 September 2021. The Company will continue to hold 26% in respect of 4 companies out of the 24 companies sold earlier in accordance with the Concessionaire agreements entered into with the Authorities. As per the SHA the company has given away all the rights towards dividend and voting in respect of these companies. In view of the same, the Company will hereafter not consolidate the investment held in these 4 companies. The share of profit in these associates accumulated as of the end of September 30, 2021 amounting to Rs. 1,639.96 lakhs has been written off and shown under 'Exceptional item' in the statement of Profit and Loss.
- 4 a The Company has entered into Shareholder and Share Purchase agreement with Cube Highways and Infrastructure III PTE Limited (Cube Highways) on 31 August 2019 to sell its entire shareholding in a phased manner in five subsidiaries having projects under construction (as per Hybrid Annuity Mode ("HAM") Projects ). The expected consideration for said 5 SPVs is around Rs. 72,500 lakhs to be received in a phased manner subject to shareholding transfer restrictions set out in concession agreement executed between National Highways Authority of India and respective subsidiaries and subject to various regulatory and lender approvals. However, out of the said 5 subsidiaries, the contract in respect of 2 subsidiaries has been mutually terminated via Termination agreement entered into between the parties.
- 4 b The Company and along with its nominee have transferred its 49% equity stake in its 3 subsidiary companies to Cube Highways and its nominee on 31 December, 2021. The Company has earned profit of Rs. 13,763.85 lakhs and disclosed as 'exceptional item' in the statement of Profit and Loss.
- 4 c The balance 51% equity stake to be transferred in 3 subsidiary companies, is scheduled to be completed after expiry of mandatory lock-in period as per the provisions of the Concession Agreement and subject to various regulatory approvals. The consideration in respect of the balance 51% will be determined at the time of transfer and thus no effect has been given in this respect.
- 5 During the quarter ended 31 December 2021, the company has redeemed 8.90% interest bearing Series- IX: 450 NCDs of Rs. 10,00,000 each, aggregating to Rs. 4,500 lakhs.
- 6 The Company has considered the possible effects that may result from COVID-19 in the preparation of these financial results including the recoverability of carrying amounts of financial and non-financial assets. In developing the assumptions relating to the possible future uncertainties in the global economic conditions because of COVID-19, the Company has, at the date of approval of the financial results, used internal and external sources of information and expects that the carrying amount of the assets will be recovered. The result for the quarter, to that extent, not comparable with those for the previous periods.
- 7 During the month of April 2021, the Company has issued 94,45,203 fully paid up equity shares to Qualified Institutional Buyers in accordance with SEBI (Issue of Capital and Disclosure Requirements) Regulations, 2018, at an issue price of Rs. 540 per share for an aggregate consideration of Rs. 51,004.10 lakhs. The Company has used the proceeds in accordance with the objects stated in the Placement Document. The expenses amounting to Rs. 924.41 lakhs incurred for the purpose of the issue of shares have been adjusted against the Securities Premium.
- 8 a During the Quarter ended 30 September 2021, the Company has acquired the entire shareholding in High Fly Airlines Private Limited for a consideration of Rs. 200.00 lakhs. The name of the Company has been subsequently changed to DBL Infra Assets Private Limited
- 8 b During the quarter ended 30 September 2021, the Company has transferred its ownership of 49% in respect of existing 5 subsidiaries and 70% in respect of existing 1 subsidiary and during the quarter ended 31 December 2021, the Company has transferred its ownership of 49% in respect of existing 4 subsidiaries to DBL Infra Assets Pvt Ltd. The Company has earned Rs. Nil profit on all these transactions.
- 9 The Company along with its wholly owned subsidiary "DBL Infra Assets Pvt Limited" ("DIAPL") have executed a non-binding Term Sheet, with "Shrem InvIT" (an infrastructure investment trust, registered under Indian Trust Act 1882 with Securities and Exchange Board of India) on 21 January 2022, for transferring their investment in Equity Share Capital and Promoter's Unsecured Loan in respect of ten subsidiaries (Hybrid Annuity Model ("HAM") projects). Equity transfer to Shrem InvIT shall be completed in a progressive manner after the completion of the projects, subject to receipt of approvals from the respective project lenders and NHA. The consideration for the transfer of shares will be received in form of Units of the Invit.




## Dilip Buildcon Limited

Registered Office : Plot No. 5 Inside Govind Narayan Singh Gate, Chuna Bhatti, Kolar Road , Bhopal-462016, Madhya Pradesh  
CIN: L45201MP2006PLC018689

### 10 Consolidated Segmental Information:

Sr.No	Particulars	Quarter ended			Nine Months		Year ended
		31-Dec-21	30-Sep-21	31-Dec-20	31-Dec-21	31-Dec-20	31-Mar-21
1	<b>Revenue from Operations</b>						
	(a) EPC Projects	2,20,864.09	2,17,448.81	2,50,319.79	6,57,362.92	6,34,478.80	9,29,702.36
	(b) Road Infrastructure Maintenance & Toll Operations (Net)	3,686.14	4,446.93	24,299.64	32,909.67	68,801.84	87,125.84
	<b>Total</b>	<b>2,24,550.23</b>	<b>2,21,895.74</b>	<b>2,74,619.43</b>	<b>6,90,272.59</b>	<b>7,03,280.64</b>	<b>10,16,828.20</b>
	Less: Inter Segment Revenues	-	-	-	-	-	-
	<b>Revenue from Operations</b>	<b>2,24,550.23</b>	<b>2,21,895.74</b>	<b>2,74,619.43</b>	<b>6,90,272.59</b>	<b>7,03,280.64</b>	<b>10,16,828.20</b>
2	<b>Segment results before tax and finance cost from each segment</b>						
	(a) EPC Projects	(8,251.96)	13,295.46	31,289.43	24,783.93	72,589.55	1,09,095.66
	(b) Road Infrastructure Maintenance & Toll Operations	4,095.06	(16,931.30)	21,924.23	3,779.14	50,845.61	63,668.32
	<b>Total</b>	<b>(4,156.90)</b>	<b>(3,635.84)</b>	<b>53,213.66</b>	<b>28,563.07</b>	<b>1,23,435.16</b>	<b>1,72,763.98</b>
	Less:						
	(i) Finance Cost	27,239.08	21,109.71	32,393.49	80,055.25	92,096.39	1,17,331.52
	(ii) Exceptional items	(13,763.85)	20,228.80	262.75	5,779.60	(2,068.73)	(3,212.69)
	<b>Total profit / (loss) before Tax</b>	<b>(17,632.13)</b>	<b>(44,974.35)</b>	<b>20,557.42</b>	<b>(57,271.78)</b>	<b>33,407.50</b>	<b>58,645.14</b>
3	<b>Segment Assets</b>						
	(a) EPC Projects	11,67,176.60	11,66,050.52	11,60,544.01	11,67,176.60	11,60,544.01	11,22,396.51
	(b) Road Infrastructure Maintenance & Toll Operations	8,14,235.83	6,99,379.34	9,70,747.22	8,14,235.83	9,70,747.22	10,05,437.41
	Less: Inter-segment assets	(1,95,695.03)	(2,59,551.47)	(3,00,759.80)	(1,95,695.03)	(3,00,759.80)	(2,91,057.52)
	<b>Total Assets</b>	<b>17,85,717.40</b>	<b>16,05,878.39</b>	<b>18,30,531.43</b>	<b>17,85,717.40</b>	<b>18,30,531.43</b>	<b>18,36,776.40</b>
4	<b>Segment Liabilities</b>						
	(a) EPC Projects	7,35,079.64	7,22,987.46	7,82,119.98	7,35,079.64	7,82,119.98	7,30,676.49
	(b) Road Infrastructure Maintenance & Toll Operations	7,80,515.65	6,61,902.17	8,62,988.47	7,80,515.65	8,62,988.47	8,95,884.39
	Less: Inter-segment liabilities	(82,297.65)	(1,43,684.15)	(1,66,521.57)	(82,297.65)	(1,66,521.57)	(1,67,037.49)
	<b>Total Liabilities</b>	<b>14,33,297.64</b>	<b>12,41,205.48</b>	<b>14,78,586.88</b>	<b>14,33,297.64</b>	<b>14,78,586.88</b>	<b>14,59,523.39</b>

- A Segments have been identified in accordance with Indian Accounting Standards (Ind AS) 108 on Operating Segments considering the risk or return profiles of the business. As required under Ind AS 108, the Chief Operating Decision Maker (CODM) evaluates the performance and allocates resources based on analysis of various performance indicators. Accordingly, information has been presented for the Group's operating segments
- B The Group has two business Segments :  
(a) EPC Projects : Construction /Development of Infrastructure Project  
(b) Toll operations : Maintenance of Road Infrastructure & Toll Operations governed by the Concession agreements entered with the principals.
- C Segment Revenue, Segment Results, Segment Assets and Segment Liabilities include the respective amounts identifiable to each of the segments as also amounts allocated on a reasonable basis.
- D Assets and Liabilities that cannot be allocated between the segments are shown as a part of unallocated corporate assets and liabilities respectively
- 11 Figures relating to previous quarters/periods have been regrouped / rearranged, wherever necessary.



For and on behalf of the Board of  
Dilip Buildcon Limited

Dilip Suryavanshi  
Managing Director  
DIN - 00039944

Place : Bhopal  
Date : 12 February 2022


## Dilip Buildcon Limited

Registered Office : Plot No. 5 Inside Govind Narayan Singh Gate, Chuna Bhatti, Kolar Road , Bhopal-462016, Madhya Pradesh

CIN: L45201MP2006PLC018689

### Statement of Unaudited Standalone and Consolidated Financial Results for the Quarter and Nine months period ended 31 December 2021

		(Rs. in lakhs)									
Sr.No	Particulars	Standalone									
		Quarter ended			Nine months ended			Year ended			
		31-Dec-21	30-Sep-21	31-Dec-20	31-Dec-21	31-Dec-20	31-Mar-21	31-Dec-21	31-Dec-20	31-Mar-21	31-Mar-21
	Unaudited	Unaudited	Unaudited	Unaudited	Unaudited	Unaudited	Unaudited	Unaudited	Unaudited	Unaudited	
1	Total Income from Operations (net)	2,20,738.38	2,16,128.38	2,47,265.63	6,52,737.67	6,30,778.87	9,23,799.64	6,30,778.87	6,30,778.87	9,23,799.64	9,23,799.64
2	Net Profit / (Loss) from ordinary activities after tax	(9,666.44)	(1,931.67)	11,105.13	(8,895.95)	19,201.46	31,929.30	19,201.46	19,201.46	31,929.30	31,929.30
3	Total Comprehensive income [Comprising Profit / (Loss) for the period (after tax) and Other Comprehensive Income (after tax)]	(9,503.94)	(1,264.39)	11,104.90	(8,240.59)	19,192.65	32,488.62	19,192.65	19,192.65	32,488.62	32,488.62
4	Equity share capital	14,621.50	14,621.50	13,676.98	14,621.50	13,676.98	13,676.98	13,676.98	13,676.98	13,676.98	13,676.98
5	Earnings Per Share (before extraordinary items) (of Rs. 10/- each) (not annualised):	(6.61)	(1.32)	8.12	(6.12)	14.04	23.35	14.04	14.04	23.35	23.35
	(a) Basic	(6.61)	(1.32)	8.12	(6.12)	14.04	23.35	14.04	14.04	23.35	23.35
	(b) Diluted	(6.61)	(1.32)	8.12	(6.12)	14.04	23.35	14.04	14.04	23.35	23.35
6	Earnings Per Share (after extraordinary items) (of Rs. 10/- each) (not annualised):	(6.61)	(1.32)	8.12	(6.12)	14.04	23.35	14.04	14.04	23.35	23.35
	(a) Basic	(6.61)	(1.32)	8.12	(6.12)	14.04	23.35	14.04	14.04	23.35	23.35
	(b) Diluted	(6.61)	(1.32)	8.12	(6.12)	14.04	23.35	14.04	14.04	23.35	23.35
		Consolidated									
Sr.No	Particulars	Quarter ended			Nine months ended			Year ended			
		31-Dec-21	30-Sep-21	31-Dec-20	31-Dec-21	31-Dec-20	31-Mar-21	31-Dec-21	31-Dec-20	31-Mar-21	
		Unaudited	Unaudited	Unaudited	Unaudited	Unaudited	Unaudited	Unaudited	Unaudited	Unaudited	
1	Total Income from Operations (net)	2,25,894.45	2,22,361.19	2,75,892.54	6,93,591.99	7,06,701.90	10,21,049.56	7,06,701.90	7,06,701.90	10,21,049.56	10,21,049.56
2	Net Profit / (Loss) from ordinary activities after tax	(9,689.20)	(44,455.86)	18,223.37	(50,858.07)	25,036.27	43,654.61	25,036.27	25,036.27	43,654.61	43,654.61
3	Total Comprehensive income [Comprising Profit / (Loss) for the period (after tax) and Other Comprehensive Income (after tax)]	(9,526.83)	(43,713.30)	18,223.14	(50,202.71)	25,027.46	44,213.94	25,027.46	25,027.46	44,213.94	44,213.94
4	Equity share capital	14,621.50	14,621.50	13,676.98	14,621.50	13,676.98	13,676.98	13,676.98	13,676.98	13,676.98	13,676.98
5	Earnings Per Share (before extraordinary items) (of Rs. 10/- each) (not annualised):	(6.63)	(30.40)	13.32	(35.00)	18.31	31.92	13.32	13.32	31.92	31.92
	(a) Basic	(6.63)	(30.40)	13.32	(35.00)	18.31	31.92	13.32	13.32	31.92	31.92
	(b) Diluted	(6.63)	(30.40)	13.32	(35.00)	18.31	31.92	13.32	13.32	31.92	31.92
6	Earnings Per Share (after extraordinary items) (of Rs. 10/- each) (not annualised):	(6.63)	(30.40)	13.32	(35.00)	18.31	31.92	13.32	13.32	31.92	31.92
	(a) Basic	(6.63)	(30.40)	13.32	(35.00)	18.31	31.92	13.32	13.32	31.92	31.92
	(b) Diluted	(6.63)	(30.40)	13.32	(35.00)	18.31	31.92	13.32	13.32	31.92	31.92



**Notes**

- 1 The above unaudited Standalone and Consolidated results were reviewed by the Audit Committee and were approved & taken on record by the Board of Directors at their meetings held on 12 February 2022.
- 2 The above unaudited financial results have been prepared in accordance with Indian Accounting Standards (Ind AS) as prescribed under Section 133 of the Companies Act, 2013 read with the relevant rules thereunder and other accounting principles generally accepted in India. These results have been subjected to limited review by the Statutory Auditors.
- 3 The above is an extract of the detailed format of Quarterly and Nine months period ended Financial Results filed with the Stock Exchange under Regulation 33 of the SEBI (Listing Obligations and Disclosure Requirements) Regulations, 2015. The full format of the Financial Results are available on the Stock Exchanges website [www.bseindia.com](http://www.bseindia.com) and [www.nseindia.com](http://www.nseindia.com) and on the Company's website, [www.dilipbuildcon.com](http://www.dilipbuildcon.com).
- 4 Figures for the earlier periods have been regrouped wherever necessary.

For and on behalf of the Board of Directors of  
Dilip Buildcon Limited



A handwritten signature in black ink, appearing to be "Dilip Suryavanshi".

Dilip Suryavanshi  
Managing Director  
DIN - 00039944

Place : Bhopal

Date : 12 February 2022





DILIP BUILDCON LIMITED  
INFRASTRUCTURE & BEYOND

## EARNINGS RELEASE

Date: February 12, 2022

### STANDALONE PERFORMANCE FOR THE QUARTER ENDED DECEMBER 31, 2021

**NINE MONTHS REVENUE FROM OPERATIONS OF ₹ 65,000 Mn, Up 3.4% (Y-o-Y)**

**Bhopal, Madhya Pradesh: February 12, 2022** – Dilip Buildcon Limited (NSE: DBL; BSE: 540047), India's largest road construction company, with PAN India presence, today announced their un-audited financial results for the quarter and nine months ended December 31, 2021.

#### STANDALONE FINANCIAL PERFORMANCE:

(₹ mn)	Q3FY22	Q2FY22	Q3FY21	9MFY22	9MFY21
Revenue from operations	21,976	21,561	24,667	65,000	62,839
EBITDA excl. other income	63	2,277	4,069	5,168	10,131
EBITDA Margin (%)	0.29%	10.56%	16.50%	7.95%	16.12%
Profit/(loss) after tax	(967)	(193)	1,111	(890)	1,920
PAT Margin (%)	-4.40%	-0.90%	4.50%	-1.37%	3.06%
EPS (Rs.)	(6.61)	(1.32)	8.12	(6.12)	14.04

#### FINANCIAL HIGHLIGHTS OF Q3FY22 VS Q3FY21

- ✓ Revenue from operations decreased to ₹ 21,976 Mn in Q3FY22 from ₹ 24,667 Mn in Q3FY21
- ✓ EBITDA excl. other income decreased to ₹ 63 Mn in Q3FY22 from ₹ 4,069 Mn in Q3FY21

#### FINANCIAL HIGHLIGHTS OF 9MFY22 VS 9MFY21

- ✓ Revenue from operations increased by 3.44% to ₹ 65,000 Mn
- ✓ EBITDA excl. other income decreased to ₹ 5,168 Mn in 9MFY22 from ₹ 10,131 Mn in 9MFY21

#### KEY HIGHLIGHTS

- Dilip Buildcon Limited (the "Company") along with its wholly owned subsidiary DBL Infra Assets Pvt Limited ("DIAPL") executed a non-binding Term Sheet with Shrem InvIT on 21.01.2022 for transferring their invested Equity (Equity Share Capital and Promoter's Unsecured Loan) in a portfolio of ten Hybrid Annuity Model ("HAM") projects comprising of three completed and seven nearing completion projects. Equity transfer to Shrem InvIT shall be completed in a progressive manner after the completion of the projects, subject to receipt of approvals from the respective project lenders and NHAI.



DILIP BUILDCON LIMITED  
INFRASTRUCTURE & BEYOND

The total Equity valuation of said ten projects is expected around ₹ 23,490 Mn against the required Equity investment of ₹ 15,010 Mn. Besides this, there shall be reduction in consolidated debt of the Company by ₹ 42,180 Mn upon consummation of the transaction.

The Company along with DIAPL are in process of execution of the definitive agreements with Shrem InvIT to consummate the transaction. The above valuation may undergo change based upon outcome of final due diligence and on account of prevailing Bank Rate, outstanding actual debt, inflation adjusted balance completion cost etc, of each of the projects on the transfer date.

- Won mining project of Amadand OCP (Overburden removal project) worth ₹ 26,830 Mn (Contract value including GST) in the state of Madhya Pradesh from South Eastern Coalfields Limited
- Won EPC project worth ₹ 6,370 Mn (EPC Cost including GST) for construction of tunnels T14, T15 and T16 in Bilaspur from Rail Vikas Nigam Limited in the state of Himachal Pradesh
- Completed Dagamagpur-Lalganj (Pkg-2) EPC project worth ₹ 6,875 Mn (EPC cost excl. GST) on 05.10.2021 on-time in the state of Uttar Pradesh
- Completed Gorhar to Khairatunda HAM project worth ₹ 6,057 Mn (EPC cost excl. GST) on 16.10.2021, 2 days prior to scheduled completion date including EOT (Extension of time), in the state of Jharkhand
- Completed Anandapuram-Pendurthi-Anakapalli HAM project worth ₹ 13,750 (EPC cost excl. GST) Mn on 08.11.2021 on-time in the state of Andhra Pradesh
- Completed Sangli-Solapur (Package IV: Mangalwedha to Solapur) HAM project worth ₹ 7,423 Mn (EPC cost excl. GST) on 14.12.2021, 67 days prior to scheduled completion date including EOT (Extension of time), in the state of Maharashtra
- Completed Mangloor to Telangana/Maharashtra Border HAM project worth ₹ 5,795 Mn (EPC cost excl. GST) on 15.12.2021, 5 days prior to scheduled completion date including EOT (Extension of time), in the state of Telangana
- Completed Lalganj-Hanumanha (Pkg-3) EPC project worth ₹ 6,045 Mn (EPC cost excl. GST) on 20.12.2021 on-time in the state of Uttar Pradesh
- Completed Saoner-Dhapewada-Kalmeshwar-Gondkhairi EPC project worth ₹ 4,286 Mn (EPC cost excl. GST) on 15.01.2022, 8 days prior to scheduled completion date including EOT (Extension of time), in the state of Maharashtra

### **ORDER BOOK**

The net order book as on 31<sup>st</sup> December 2021 stands at ₹ 2,41,025 Mn, 39.32% of the order book is constituted by roads and highways project, Special bridge projects contribute 5.78%, Mining contributes 24.27%, Irrigation projects contribute 18.53%, Metro projects contribute 1.09%, Tunnel projects contribute 10.13% and Airport projects contribute 0.87%.



DILIP BUILDCON LIMITED  
INFRASTRUCTURE & BEYOND

71.24% of the order book is from the Central Government, 28.76% of the order book is from State Government (13.76% from Gujarat state Govt, 5.71% from Uttar Pradesh state Govt., 1.00% from Maharashtra state Govt., 1.18% from Rajasthan state Govt., 2.43% from Punjab State Corporation, 3.59% from Jharkhand state Govt., 1.09% from Madhya Pradesh state Govt. for Metro Projects).

### **Q3FY22: FINANCIAL PERFORMANCE REVIEW AND ANALYSIS**

For the quarter ended 31<sup>st</sup> December, 2021, DBL achieved revenue from operations of ₹ 21,976 Mn, as compared to ₹ 24,667 Mn in the corresponding quarter of the previous year.

Operating expenses for the quarter ended 31<sup>st</sup> December, 2021 increased to ₹ 21,913 Mn as against ₹ 20,598 Mn in the corresponding quarter of the previous year.

Profit after tax for the quarter ended 31<sup>st</sup> December, 2021 was a loss of ₹ 967 Mn as against profit of ₹ 1,111 Mn in the corresponding quarter of the previous year.

### **Q3FY22: SEGMENTAL CONTRACT REVENUE BREAKUP (₹ Mn)**

	<b><u>Roads, Special Bridges &amp; Tunnels</u></b>	<b><u>Irrigation</u></b>	<b><u>Metros &amp; Airports</u></b>	<b><u>Mining</u></b>
<b>Q3FY22</b>	<b>18,533</b>	<b>711</b>	<b>704</b>	<b>1,665</b>
<b>Q3FY21</b>	<b>19,178</b>	<b>1,998</b>	<b>1,321</b>	<b>1,973</b>

Q3FY22 revenue from the roads, special bridges & tunnels segment decreased on Y-o-Y basis to ₹ 18,533 Mn as compared to ₹ 19,178 Mn in the corresponding quarter of the previous year.

Q3FY22 revenue from Irrigation segment decreased Y-o-Y to ₹ 711 Mn as compared to ₹ 1,998 Mn in the corresponding quarter of the previous year.

Q3FY22 revenue from Metros & Airports segment decreased Y-o-Y to ₹ 704 Mn as compared to ₹ 1,321 Mn in the corresponding quarter of the previous year.

Q3FY22 revenue from Mining segment decreased Y-o-Y to ₹ 1,665 Mn as compared to ₹ 1,973 Mn in the corresponding quarter of the previous year.



DILIP BUILDCON LIMITED  
INFRASTRUCTURE & BEYOND

## **ABOUT DILIP BUILDCON LIMITED**

Bhopal based Dilip Buildcon Limited (DBL) is one of the leading full-service infrastructure company with construction capabilities in roads & bridges, mining, water sanitation, sewage, dams, irrigation, industrial, commercial and residential buildings with a presence in over 19 states & 1 union territory. DBL's current order book is ₹ 2,41,025 Mn DBL is the largest owner of construction equipments with 11,228 construction equipments and largest employer in road construction industry with an employee base of 31,340 employees. DBL is known for its execution capabilities and has completed over 90% of projects before time and winning an early completion bonus of ₹ 5,655 Mn in the last 9 years.

## **FORWARD-LOOKING STATEMENTS**

All statements included or incorporated by reference in this presentation, other than statements or characterizations of historical fact, are forward-looking statements. These forward-looking statements are based on our current expectations, estimates and projections about our industry, management's beliefs and certain assumptions made by us. Although Dilip Buildcon Limited believes that the expectations reflected in such forward-looking statements are reasonable, there can be no assurance that such expectations will prove to be correct. Any forward-looking statement speaks only as of the date on which such statement was made, and Dilip Buildcon Limited undertakes no obligation to update or revise any forward-looking statements, whether as a result of new information, future events or otherwise. No assurance can be given that actual results, performance or achievement expressed in, or implied by, forward looking statements within this disclosure will occur, or if they do, that any benefits may be derived from them.



**DILIP BUILDCON LIMITED**  
INFRASTRUCTURE & BEYOND

**Date: 12.02.2022**

To  
BSE Limited  
Listing Department  
P.J. Tower, Dalal Street  
Mumbai 400001  
Stock Symbol -540047

**Scrp code of Listed NCD: 960015/960016/960017/960018/959643/959525**

**Sub: Disclosure under Regulation 54(2) of the Securities and Exchange Board of India (Listing Obligations and Disclosure requirements) Regulations, 2015**

Dear Sir/Madam,

Pursuant to Regulation 54(2) of the Securities and Exchange Board of India (Listing Obligations and Disclosure Requirements) Regulations, 2015, please note that all the listed, Secured, Non-Convertible Debentures issued by the Company and outstanding as on December 31, 2021, are secured to the full extent by exclusive charge on the Movable Property and Motor vehicle / Mortgage of Immovable Properties, wherever applicable.

This is for your information and record.

**For Dilip Buildcon Limited**

  
**Abhishek Srivastava**  
Company Secretary  
A-19703



ISO 9001:2015

CIN No. L45201MP2006PLC018689

**Regd. Office :**

Plot No. 5, Inside Govind Narayan Singh Gate,  
Chuna Bhatti, Kolar Road, Bhopal - 462 016 (M.P.)

Ph. : 0755-4029999, Fax : 0755-4029998

E-mail : db@dilipbuildcon.co.in, Website : www.dilipbuildcon.com