

**ISMT LIMITED**  
Solutions You Can Trust

ISMT/SEC/22-23

May 09, 2022

Listing Department  
**BSE Ltd**  
PJ Towers,  
Dalal Street, Fort,  
Mumbai - 400 001  
Scrip Code: 532479

Listing Department  
**National Stock Exchange of India Ltd**  
Exchange Plaza, Plot No. C/1, G Block,  
BKC, Bandra (E),  
Mumbai - 400 051  
Symbol: ISMTLTD

Dear Sirs,

**Sub: Outcome of Board Meeting**

In pursuance of the SEBI (LODR) Regulations, 2015 (Listing Regulation) please be informed that the Board of Directors at its meeting held today i.e., Monday, May 09, 2022, inter alia, considered and approved the Audited Financial Results (Standalone and Consolidated) for the period ended March 31, 2022.

Please find enclosed the aforesaid results along with Auditors Reports.

Pursuant to Regulation 33(3)(d) of Listing Regulations read with SEBI circular CIR/CFD/CMD/56/2016 dated May 27, 2016, the Company hereby declares that the Statutory Auditors of the Company - M/s. D N V & Co, Chartered Accountants, have issued audit report with unmodified opinion on Annual Audited Financial Results (Standalone & Consolidated) for the financial year ended March 31, 2022.


The Board Meeting commenced at 12.30 p.m. and concluded at 4.15 p.m. on May 09, 2022.


Please take the above on your record and oblige.

Kindly take a note of the same.

Thanking you,

Yours faithfully,  
For ISMT Limited

  
Chetan Nathani  
Company Secretary  
Encl.: As above



SGT-2123, SL-0102



ISO 9001:2015

Corporate & Registered Office  
Panama House (Earlier known as Lunkad Towers),  
Viman Nagar, Pune - 411 014, India.  
Phone : +91 20 41434100 / 66024901 - 04 | Fax : +91 20 26630779  
www.ismt.com  
CIN : L27100PN1909PLC016417



ISO : 9001:2015



ISO : 14001:2015

E-mail id: secretarial@ismt.co.in

Independent Auditors' Report on Standalone Financial Results of the Company for the quarter and year ended March 31, 2022 pursuant to Regulation 33 of the SEBI (Listing Obligations and Disclosure Requirements) Regulations, 2015 as amended

To  
The Board of Directors of  
ISMT Limited

### 1. Opinion


We have audited the accompanying Statement of Standalone Financial Results of ISMT Limited ("the Company"), for the quarter and year ended March 31, 2022, ("the Statement"), attached herewith, being submitted by the Company pursuant to the requirement of Regulation 33 of the SEBI (Listing Obligations and Disclosure Requirements) Regulations, 2015, as amended ("the Listing Regulations").

In our opinion and to the best of our information and according to the explanations given to us, the Statement:

- a. is presented in accordance with the requirements of Regulation 33 of the Listing Regulations in this regard; and
- b. gives a true and fair view in conformity with the recognition and measurement principles laid down in the applicable Indian Accounting Standards, and other accounting principles generally accepted in India of the net profit and other comprehensive income and other financial information of the Company for the quarter and year ended March 31, 2022.

### 2. Basis for Opinion:

We conducted our audit of the standalone financial statements in accordance with the Standards on Auditing (SAs) specified under section 143(10) of the Companies Act, 2013 (the Act). Our responsibilities under those Standards are further described in the Auditor's Responsibilities for the Audit of the Standalone Financial Results section of our report. We are independent of the Company in accordance with the Code of Ethics issued by the Institute of Chartered Accountants of India together with the ethical requirements that are relevant to our audit of the financial results under the provisions of the Companies Act, 2013 and the Rules thereunder, and we have fulfilled our other ethical responsibilities in accordance with these requirements and the Code of Ethics. We believe that the audit evidence we have obtained is sufficient and appropriate to provide a basis for our opinion on the standalone financial results.



### 3. Material uncertainty Related to Going Concern


We draw attention to Note No 5 of the Statement, which indicates that successful debt resolution is inter alia resulting into positive net worth of the Company and its current liabilities does not exceed its current assets as of March 31, 2022. The Company is having cash profit during the quarter and year ended March 31, 2022. These events and conditions and based on the other matters as set forth in Note No 5 of the Statement, indicate that a material certainty exists on the Company's ability to continue as a going concern and are the basis for preparation of Standalone Financial Results on going concern basis.

Our opinion is not modified in respect of this matter.

### 4. Emphasis of Matter (s):

**We draw attention to following matters for quarter and year ended March 2022:**

- a) Note No.8 of the Statement, regarding remuneration to Erstwhile Managing Director and Erstwhile Non-Executive Director of the Company amounting to Rs 0.35 Crore and Rs 0.08 Crore for the quarter ended March 31, 2022 and Rs 2.61 Crore and Rs 0.40 Crore respectively for the year ended March 31, 2022 (Rs. 4.60 Crore cumulative up to March 31, 2022) is subject to approval of appropriate authorities.
- b) Note No 2(i) of the Statement, regarding write off of pending claim with Maharashtra State Electricity Distribution Company Ltd. (MSEDCL) for non-implementation of Energy Banking Agreement of Rs 39.53 Crore.
- c) Note No 2(ii) of the Statement, regarding impairment provision made by the Company in respect of carrying value of 40 MW Captive Power Project (CPP) at Chandrapur, Maharashtra of Rs 163.92 Crore based on the management assessment and valuation report of an independent valuer;
- d) Note No 1 and Note No 6 of the Statement, regarding impairment provision made by the Company of Rs 78.41 Crore in respect of its investment (including advances) in wholly owned subsidiaries, "Tridem Port and Power Company Private Limited" (TPPCL) and "Structo Hydraulic Sweden" (SHAB) (including investment through Its Subsidiary Company, ISMT Enterprises S.A., Luxembourg,) based on the management assessment and valuation report of independent valuer.
- e) Note No 4 of the Statement, regarding writeback of outstanding principal debt and unpaid interest due to lenders amounting to Rs 2,775.96 Crore pursuant to the One-time settlement of dues with the lenders;



- f) Note No 3 of the Statement, regarding write off of Minimum Alternate Tax (MAT) credit (Deferred Tax) of Rs 82.05 on exercise of the tax rate option permitted under Section 115BAA of the Income-tax Act, as of March 31, 2022.

Our opinion is not modified in respect of these matters.

#### **5. Management's Responsibilities for the Standalone Financial Results**

This Statement of standalone financial results have been prepared on the basis of standalone financial statements.

The Company's Board of Directors are responsible for the preparation and presentation of the Standalone Financial Results that give a true and fair view of the net profit, other comprehensive income and other financial information of the Company in accordance with recognition and measurement principles laid down in Indian Accounting Standards ("Ind AS") prescribed under section 133 of the Act, read with relevant rules issued thereunder and other accounting principles generally accepted in India and in compliance with Regulation 33 of the Listing Regulations.


This responsibility also includes maintenance of adequate accounting records in accordance with the provisions of the Act for safeguarding the assets of the Company and for preventing and detecting frauds and other irregularities; selection and application of appropriate accounting policies; making judgments and estimates that are reasonable and prudent; and design, implementation and maintenance of adequate internal financial controls that were operating effectively for ensuring the accuracy and completeness of the accounting records, relevant to the preparation and presentation of the Standalone Financial Results that give a true and fair view and are free from material misstatement, whether due to fraud or error.

In preparing the Standalone Financial Results, the Board of Directors are responsible for assessing the Company's ability, to continue as a going concern, disclosing, as applicable, matters related to going concern and using the going concern basis of accounting unless the Board of Directors either intend to liquidate the Company or to cease operations, or has no realistic alternative but to do so.

The Board of Directors are also responsible for overseeing the financial reporting process of the Company.

#### **6. Auditor's Responsibilities for the Audit of the Standalone Financial Results**


Our objectives are to obtain reasonable assurance about whether the Standalone Financial Results as a whole are free from material misstatement, whether due to fraud or error, and to issue an auditor's report that includes our opinion. Reasonable assurance is a high level of assurance, but is not a guarantee that an audit conducted in accordance with SAs will always detect a material misstatement when it exists. Misstatements can arise from fraud or error and are considered material if, individually or in the aggregate, they could reasonably be expected to influence the economic decisions of users taken on the basis of these Standalone Financial Results.



As part of an audit in accordance with SAs, we exercise professional judgment and maintain professional skepticism throughout the audit. We also:

- Identify and assess the risks of material misstatement of the Standalone Financial Results, whether due to fraud or error, design and perform audit procedures responsive to those risks, and obtain audit evidence that is sufficient and appropriate to provide a basis for our opinion. The risk of not detecting a material misstatement resulting from fraud is higher than for one resulting from error, as fraud may involve collusion, forgery, intentional omissions, misrepresentations, or the override of internal controls.
- Obtain an understanding of internal control relevant to the audit in order to design audit procedures that are appropriate in the circumstances. Under Section 143(3) (i) of the Act, we are also responsible for expressing our opinion through a separate report on the complete set of financial statements on whether the company has adequate internal financial controls with reference to standalone financial statements in place and the operating effectiveness of such controls.
- Evaluate the appropriateness of accounting policies used and the reasonableness of accounting estimates and related disclosures made by the Board of Directors.
- Conclude on the appropriateness of the Board of Directors use of the going concern basis of accounting and, based on the audit evidence obtained, whether a material uncertainty exists related to events or conditions that may cast significant doubt on the Company's ability to continue as a going concern. If we conclude that a material uncertainty exists, we are required to draw attention in our auditor's report to the related disclosures in the Statement or, if such disclosures are inadequate, to modify our opinion. Our conclusions are based on the audit evidence obtained up to the date of our auditor's report. However, future events or conditions may cause the Company to cease to continue as a going concern.
- Evaluate the overall presentation, structure and content of the Standalone Financial Results, including the disclosures, and whether the Standalone Financial Results represent the underlying transactions and events in a manner that achieves fair presentation.
- Obtain sufficient appropriate audit evidence regarding the financial results of the Company to express an opinion on the financial results.

Materiality is the magnitude of misstatements in the Standalone Financial Results that, individually or in aggregate, makes it probable that the economic decisions of a reasonably knowledgeable user of the Standalone Financial Results may be influenced. We consider quantitative materiality and qualitative factors in (i) planning the scope of our audit work and in evaluating the results of our work; and (ii) to evaluate the effect of any identified misstatements in the Standalone Financial Results.



We communicate with those charged with governance regarding, among other matters, the planned scope and timing of the audit and significant audit findings, including any significant deficiencies in internal controls that we identify during our audit.

We also provide those charged with governance with a statement that we have complied with relevant ethical requirements regarding independence, and to communicate with them all relationships and other matters that may reasonably be thought to bear on our independence, and where applicable, related safeguards.


#### 7. Other Matters:

The standalone financial results include the results for the quarter ended March 31, 2022 being the balancing figure between the audited figures in respect of the full financial year and the published unaudited year to date figures up to the third quarter of the current financial year which were subject to limited review by us as required under the Listing Regulations.

**For D N V & Co.**

Chartered Accountants

Firm Registration No 102079W




**CA Bharat Jain**

Partner

Membership No: 100583

UDIN: 22100583AIQTKM9786



Place: Pune

Date: May 9, 2022

ISMT Limited

Regd. Office : Panama House ( earlier known as Lunkad Towers) , Viman Nagar, Pune 411 014, Maharashtra.



Phone : 020-41434100, Fax : 020-26630779, E-Mail : secretarial@ismt.co.in,

Web : www.ismt.com, CIN : L27109PN1999PLC016417

STATEMENT OF STANDALONE AUDITED FINANCIAL RESULTS FOR THE QUARTER AND YEAR ENDED MARCH 31, 2022

Rs. in Crore

Sr. No	Particulars	Standalone				
		Quarter ended		Year ended March 31, 2022	Year ended March 31, 2021	
		March 31, 2022	Dec. 31, 2021			March 31, 2021
		Refer Note 10	Unaudited	Refer Note 10	Audited	Audited
<b>1</b>	<b>Income</b>					
	<b>Revenue from Operations</b>					
	<b>Sales of Products</b>	943.04	823.33	598.11	3,216.84	1,681.70
	Less : Inter Segment Transfers	341.11	278.36	138.94	1,003.79	415.99
	Inter Division Transfers	32.01	19.08	10.63	89.64	48.55
	<b>(a) Net Sales</b>	<b>569.92</b>	<b>525.89</b>	<b>448.54</b>	<b>2,123.41</b>	<b>1,217.16</b>
	(b) Other Operating Revenue	7.44	7.76	5.71	29.13	17.51
	<b>(c) Revenue From Operations - (a+b)</b>	<b>577.36</b>	<b>533.65</b>	<b>454.25</b>	<b>2,152.54</b>	<b>1,234.67</b>
	(d) Other Income	8.80	1.43	27.46	18.12	49.61
	<b>Total Income - (c+d)</b>	<b>586.16</b>	<b>535.08</b>	<b>481.71</b>	<b>2,170.66</b>	<b>1,284.28</b>
<b>2</b>	<b>Expenses</b>					
	(a) Cost of Materials Consumed	311.61	343.29	269.07	1,283.16	683.49
	(b) Changes in inventories of finished goods, work -in -progress and stock-in-trade	22.85	(38.91)	4.22	(44.58)	28.92
	(c) Employee Benefits Expense	44.76	39.30	34.32	158.84	123.94
	(d) Finance Costs (Refer Note No. 4)	(189.50)	69.66	65.40	13.78	262.21
	(e) Depreciation	14.97	15.16	14.77	59.93	61.28
	(f) Other Expenses	204.38	170.86	155.42	693.58	416.68
	<b>Total Expenses</b>	<b>409.07</b>	<b>599.36</b>	<b>543.20</b>	<b>2,164.71</b>	<b>1,576.52</b>
<b>3</b>	<b>Profit / (Loss) before Exceptional Items and tax ( 1-2 )</b>	<b>177.09</b>	<b>(64.28)</b>	<b>(61.49)</b>	<b>5.95</b>	<b>(292.24)</b>
<b>4</b>	<b>Exceptional Items</b>	<b>(2,494.10)</b>	<b>-</b>	<b>58.37</b>	<b>(2,494.10)</b>	<b>58.37</b>
	(Refer Note No. 7)	-	-	-	-	-
<b>5</b>	<b>Profit / (Loss) before tax (3- 4)</b>	<b>2,671.19</b>	<b>(64.28)</b>	<b>(119.86)</b>	<b>2,500.05</b>	<b>(350.61)</b>
<b>6</b>	<b>Tax Expenses :</b>					
	(a) Current Tax	17.22	-	-	17.22	-
	(b) Deferred Tax	43.52	-	-	43.52	-
	(c) Earlier years Tax	(0.06)	-	0.10	(0.13)	0.10
	(d) MAT Credit written off ( Refer Note No 3)	82.05	-	-	82.05	-
<b>7</b>	<b>Profit / ( Loss) after tax (5- 6 )</b>	<b>2,528.46</b>	<b>(64.28)</b>	<b>(119.96)</b>	<b>2,357.39</b>	<b>(350.71)</b>
<b>8</b>	<b>Other Comprehensive Income (net of tax)</b>					
	(a) Items that will not be reclassified to Profit or Loss					
	Gain/ ( Loss) on Remeasurement of Defined Benefit Plan ( net of tax)	(1.06)	(1.60)	1.33	(5.86)	0.53
	(b) Items that will be reclassified to Profit or Loss					
	Other Comprehensive Income (Net of tax) (a+b)	(1.06)	(1.60)	1.33	(5.86)	0.53
<b>9</b>	<b>Total Comprehensive Income for the period ( 7+8)</b>	<b>2,527.40</b>	<b>(65.88)</b>	<b>(118.63)</b>	<b>2,351.53</b>	<b>(350.18)</b>
<b>10</b>	<b>Paid-up Equity Share Capital (Face Value of Rs. 5/- per share)</b>	<b>150.25</b>	<b>73.25</b>	<b>73.25</b>	<b>150.25</b>	<b>73.25</b>
<b>11</b>	<b>Reserves Excluding Revaluation Reserve</b>	<b>-</b>	<b>-</b>	<b>-</b>	<b>1,077.83</b>	<b>(1,676.47)</b>
<b>12</b>	<b>Earnings per share</b>					
	Basic & Diluted Earnings per share of Rs.5/- each (Rs.) (not annualised)	162.31	(4.39)	(8.19)	151.32	(23.94)



## ISMT Limited

## SEGMENT WISE STANDALONE AUDITED FINANCIAL RESULTS FOR THE QUARTER AND YEAR ENDED MARCH 31, 2022.

		Rs. in Crore				
		Standalone				
Sr No	Particulars	1	2	3	4	5
		Quarter ended March 31, 2022	Quarter ended December 31, 2021	Quarter ended March 31, 2021	Year ended March 31, 2022	Year ended March 31, 2021
		Refer No 10	Unaudited	Refer No 10	Audited	Audited
<b>1 Segment Revenue</b>						
a)	Gross Sales – Tube	501.11	409.11	270.17	1,592.51	846.10
	Less : Inter Division	32.01	19.08	10.63	89.64	48.55
	<b>Sub total</b>	<b>469.10</b>	<b>390.03</b>	<b>259.54</b>	<b>1,502.87</b>	<b>797.55</b>
b)	Gross Sales – Steel	441.93	414.22	327.94	1,624.33	835.60
	Less : Inter Segment	341.11	278.36	138.94	1,003.79	415.99
	<b>Sub total</b>	<b>100.82</b>	<b>135.86</b>	<b>189.00</b>	<b>620.54</b>	<b>419.61</b>
	<b>Total Segment Revenue</b>	<b>569.92</b>	<b>525.89</b>	<b>448.54</b>	<b>2,123.41</b>	<b>1,217.16</b>
<b>2 Segment Results</b>						
Profit / ( Loss) after Depreciation and Before Finance Costs & Exceptional items, Unallocable income (net) and Tax.						
a)	Tube	1.02	(6.18)	(2.12)	6.19	(33.18)
b)	Steel *	5.35	7.73	6.86	40.90	(12.12)
	<b>Total</b>	<b>6.37</b>	<b>1.55</b>	<b>4.74</b>	<b>47.09</b>	<b>(45.30)</b>
	Less : Finance Costs ( Refer Note No.4)	(189.50)	69.66	65.40	13.78	262.21
	Less : Exceptional items (Refer Note No. 7)	(2,494.10)	-	58.37	(2,494.10)	58.37
	Add : Unallocable Income ( Net of Unallocable Expenses)	(18.78)	3.83	(0.83)	(27.36)	15.27
	<b>Total Profit / ( Loss) Before Tax</b>	<b>2,671.19</b>	<b>(64.28)</b>	<b>(119.86)</b>	<b>2,500.05</b>	<b>(350.61)</b>
	Less : Tax Expenses	-	-	-	-	-
	Current Tax	17.22	-	-	17.22	-
	Deferred Tax	43.52	-	-	43.52	-
	Earlier Years Tax	(0.06)	-	0.10	(0.13)	0.10
	MAT Credit written off ( Refer Note No 3)	82.05	-	-	82.05	-
	<b>Total Profit / ( Loss) After Tax</b>	<b>2,528.46</b>	<b>(64.28)</b>	<b>(119.96)</b>	<b>2,357.39</b>	<b>(350.71)</b>
<b>3 Capital Employed</b>						
<b>Segment Assets</b>						
a)	Tube	1,404.81	1,433.89	1,325.00	1,404.81	1,325.00
b)	Steel	386.41	442.19	459.16	386.41	459.16
c)	Unallocable	182.30	548.91	555.03	182.30	555.03
	<b>Total Assets</b>	<b>1,973.52</b>	<b>2,424.99</b>	<b>2,339.19</b>	<b>1,973.52</b>	<b>2,339.19</b>
<b>Segment Liabilities</b>						
a)	Tube	168.20	136.36	113.77	168.20	113.77
b)	Steel	166.25	186.31	113.62	166.25	113.62
c)	Unallocable	223.29	3,690.57	3,524.18	223.29	3,524.18
	<b>Total Liabilities</b>	<b>557.74</b>	<b>4,013.24</b>	<b>3,751.57</b>	<b>557.74</b>	<b>3,751.57</b>

\* Includes profit on steel capively consumed by Tube Segment







**ISMT LIMITED****CASH FLOW STATEMENT FOR THE YEAR ENDED MARCH 31, 2022**

Rs. in Crore

	2021-22	2020-21
<b>i) CASH FLOW FROM OPERATING ACTIVITIES :</b>		
Net Profit / ( Loss ) Before Tax	2,500.05	(350.61)
Adjustments for :		
Depreciation	59.93	61.28
Finance Costs	13.78	262.21
Interest Income	(4.36)	(6.94)
Excess Provision written back	(12.42)	(22.08)
Exceptional Items (net) ( Refer Note No. 7)	(2,494.10)	58.37
Claim receivable written off	11.07	-
Unrealised Exchange (Gain) / Loss	0.52	(2.86)
Provision for Doubtful Debts /Others (net)	1.33	9.26
Loss/ (Profit) on Sale of assets (net) and asset discarded	-	0.01
Provision for expected credit loss	0.54	(3.69)
<b>Operating Cash Profit before Working Capital Changes</b>	<b>76.34</b>	<b>4.95</b>
Adjustments for working capital changes:		
(Increase) / Decrease in trade receivable	(21.11)	(51.40)
(Increase) / Decrease in Inventories	(72.86)	27.44
(Increase) / Decrease in non current financial assets others	9.42	(4.66)
(Increase) / Decrease in other non current assets	1.10	3.33
(Increase) / Decrease in current loans	(0.59)	0.19
(Increase) / Decrease in other current financial assets	9.83	(9.65)
(Increase) / Decrease in other current assets	24.52	(4.44)
Increase / (Decrease) in trade payables	70.32	28.13
Increase / (Decrease) in other current financial liabilities	(7.31)	31.59
Increase / (Decrease) in other current liabilities	13.70	8.25
Increase / (Decrease) in current provisions	7.00	0.44
Increase / (Decrease) in non current provisions	(9.08)	0.88
Taxes (Paid ) / Refund	(0.47)	0.45
<b>Net Cash flow from Operating Activities</b>	<b>100.81</b>	<b>35.50</b>
<b>ii) CASH FLOW FROM INVESTING ACTIVITIES :</b>		
Purchase of Property, Plant and Equipment	(10.54)	(15.50)
Other Bank balance not considered as cash and cash equivalent	5.51	18.52
Interest received	4.41	6.85
Investments	(0.47)	(0.39)
<b>Net Cash used in Investing Activities</b>	<b>(1.09)</b>	<b>9.48</b>
<b>iii) CASH FLOW FROM FINANCING ACTIVITIES :</b>		
Proceeds from / (Repayment of) Borrowings	(543.70)	(34.88)
Payment of Lease Liability	(2.72)	(2.56)
Finance Costs	(12.54)	(5.25)
Receipt from issue of Preferential Equity Shares	476.63	-
<b>Net Cash from Financing Activities</b>	<b>(82.33)</b>	<b>(42.69)</b>
<b>Net Increase / (Decrease) in Cash and Cash Equivalents</b>	<b>17.39</b>	<b>2.29</b>
Cash and Cash Equivalents at the beginning of the year	30.31	28.03
Cash and Cash Equivalents at the end of the year	47.70	30.31
<b>Net Increase / (Decrease) in Cash and Cash Equivalents</b>	<b>17.39</b>	<b>2.28</b>

Note: The cash flow statement is prepared using the "indirect method" set out in Ind AS 7 - "Statement of Cash Flows".





## ISMT LIMITED

## STATEMENT OF STANDALONE ASSETS AND LIABILITIES

Rs. In Crore

Particulars	As at	
	March 31, 2022	As at March 31, 2021
	Audited	Audited
<b>A ASSETS</b>		
<b>1 Non - Current Assets</b>		
a) Property, Plant and Equipment	1,079.71	1,282.92
b) Capital Work-in-Progress	3.57	12.23
c) Financial Assets		
i) Investments	64.31	142.25
ii) Trade Receivables	-	-
iii) Other Financial Assets	19.33	28.76
d) Deferred Tax Assets ( Net)	-	82.05
e) Other Non Current Assets	2.23	54.83
<b>Sub Total</b>	<b>1,169.15</b>	<b>1,603.04</b>
<b>2 Current Assets</b>		
a) Inventories	424.42	351.56
b) Financial Assets		
i) Trade Receivables	303.55	284.92
ii) Cash and Cash Equivalents	47.70	30.31
iii) Bank Balance Other than (ii) above	2.18	7.68
iv) Loans	1.00	0.96
v) Other Financial Assets	1.50	10.83
c) Current Tax Assets ( Net)	-	1.35
d) Other Current Assets	24.02	48.54
<b>Sub Total</b>	<b>804.37</b>	<b>736.15</b>
<b>Total Assets</b>	<b>1,973.52</b>	<b>2,339.19</b>
<b>B EQUITY AND LIABILITIES</b>		
<b>EQUITY</b>		
a) Equity Share Capital	150.25	73.25
b) Other Equity	1,265.53	(1,485.63)
<b>Total Equity</b>	<b>1,415.78</b>	<b>(1,412.38)</b>
<b>LIABILITIES</b>		
<b>1 NON-CURRENT LIABILITIES</b>		
a) Financial Liabilities		
i) Borrowings	-	65.68
ia) Lease Liabilities	2.91	2.38
b) Provisions	6.50	7.75
c) Deferred Tax Liabilities ( Net)	43.52	-
<b>Sub Total</b>	<b>52.93</b>	<b>75.81</b>
<b>2 CURRENT LIABILITIES</b>		
a) Financial Liabilities		
i) Borrowings	201.75	2,021.22
ia) Lease Liabilities	0.70	1.53
ii) Trade Payables		
- Dues of Micro & Small Enterprises	18.49	16.16
- Others	181.25	114.19
iii) Other financial Liabilities	42.66	1,496.70
b) Other Current Liabilities	36.92	23.22
c) Provisions	9.74	2.74
d) Current Tax Liabilities (Net)	13.30	-
<b>Sub Total</b>	<b>504.81</b>	<b>3,675.76</b>
<b>TOTAL EQUITY AND LIABILITIES</b>	<b>1,973.52</b>	<b>2,339.19</b>



## NOTES ON STANDALONE AUDITED FINANCIAL RESULTS FOR THE QUARTER AND YEAR ENDED MARCH 31, 2022.


1. The Company and through its Subsidiary Company, ISMT Enterprises S.A., Luxembourg has invested Rs. 48.43 Crore in Structo Hydraulics AB, Sweden (SHAB). The Company has received approval from regulatory authorities for conversion into equity of an amount of Rs. 33.33 Crore (USD 5 Million) due from SHAB, out of which Rs. 16.75 Crore has been converted into equity and the balance of Rs. 16.58 Crore is pending allotment. The net receivables on account of sales made to SHAB as on March 31, 2022 are Rs. 13.13 Crore and the same is considered as collectible. Covid has impacted businesses across the globe, including Europe.

Consequent upon change in management, the Company has initiated review of SHAB operations and its future growth potential to evaluate long term prospects of SHAB. Stronger Balance Sheet and positive net worth of the Company could also contribute in terms of greater market access and availability of working capital. However, there have been significant geo political developments with critical long term implications for Europe and Nordic region apart from continuing Covid impact in various parts of the world. International ocean freight has gone up more than double during the year affecting its business. Considering the challenging emerging global situation and notwithstanding that the business is considered strategic and long term and pending the assessment of the same, after considering the valuation report of the Independent Valuer, the Company has conservatively provided for impairment in the value of investment in SHAB of Rs. 53.17 Crore for the quarter and year ended March 31, 2022 as per Ind AS 36 "Impairment of Assets" and disclosed the same under the head "Exceptional items" in the standalone audited financial results.

2. i) The Company had entered into Energy Banking Agreement dated May 07, 2010 with MSEDCL for a period of one year with provision for annual renewals. MSEDCL did not, however, actually permit Banking of energy once the plant was commissioned resulting in significantly higher cost to the Company. The same was challenged by the Company before Maharashtra Electricity Regulatory Commission (MERC) which vide its Interim Order dated June 20, 2014 had allowed Banking. MERC finally disallowed Company's petition regarding banking of energy facility under Energy Banking Agreement (EBA) vide its orders dated June 20, 2014 and January 12, 2015. The Company filed an appeal before the Appellate Tribunal for Electricity (APTEL) against the said order which was not allowed by the APTEL vide its order dated April 1, 2016. The Company's appeal, challenging the APTEL order is pending before the Hon'ble Supreme Court. The Company had accrued EBA benefit aggregating to Rs. 49.97 Crore up to March 31, 2014, of which amount outstanding as on March 31, 2022 is Rs. 39.53 Crore, representing excess energy charges paid to Maharashtra State Electricity Distribution Company Limited (MSEDCL) on account of non-availability of banking of energy facility. There has been no further accrual since April 1, 2014 on account of suspension of operation of power plant.

The Company has strong case for breach of contract. Consequent upon change in management, considering uncertainties and inordinate delays, the Company has decided to write off the recoverable dues of Rs. 39.53 Crore while continuing to pursue the case on merits and disclosed the said write-off amount under the head "Exceptional Items" in the standalone audited financial results for the quarter and year ended March 31, 2022.

- ii) Consequent upon change in Management, the Company is evaluating afresh all the available options for Captive Power project (CPP) either operating the plant or closing it down as a whole or otherwise maximizing value. The Company continues to take adequate steps for preserving the value of the plant including pursuing for wrongful denial of the Banking at the Supreme Court. There is, however, an increasing focus on clean and renewable energy being environment friendly. There has also been a surge in commodity prices including coal and the recent geo political developments have added further uncertainty to both availability and pricing of coal. Considering these major developments and the fact that the plant has not been operated for over eight years and stable CPP policies, the Company has valued the CPP on conservative basis, notwithstanding the upside potential of positive Supreme Court outcome or the surging demand for power, after considering the valuation report of the Independent Valuer provided for impairment of Rs. 163.92 Crore to the carrying amount of CPP for the quarter and year ended March 31, 2022 as per Ind AS 36 "Impairment of Assets" and disclosed the same under the head "Exceptional Items" in the standalone audited financial results.



3. After considering the impact of One Time Settlement (OTS) as referred in Note No.4 and business scenario post change in management, the Company based on the evaluation of impact of tax under normal provision of Income Tax Act and on adoption of section 115BAA of the Income Tax Act 1961, decided to exercise one time option of adopting section 115BAA as on March 31, 2022. Accordingly, on adoption of tax option under section 115BAA of the Income Tax Act 1961, the Company has written off MAT Credit (Deferred Tax Asset) of Rs. 82.05 Crore in the standalone audited financial results for the quarter and year ended March 31 2022.
4. a) In view of the rapidly growing economy, the company had planned expansion in capacities and also envisaged setting up of Captive Power Plant. However, number of subsequent developments viz economic slow-down leading to steep fall in demand, dumping of tubes by China, regulatory changes and other adverse developments severely impacted the company. Thus the assets created by company were highly under utilized resulting in inability to service the debt. The company had since been working with lenders for resolution of debt in terms of RBI scheme prevailing from time to time.



The Banks had pursued various schemes for Debt Resolution – the Banks initially contemplated restructuring which was approved by JLM but could not be concluded at banks end. The Banks then opted for OSDR and despite successful conclusion of OSDR resulting in identification of the investor, the OSDR could not be implemented due to RBI Circular dated February 12, 2018 scrapping all their schemes for stressed assets. The Banks then agreed to take up assignment of debt as Resolution Plan in terms of the aforesaid circular, pursuant to which bulk of Bank Debt was assigned to Asset Restructuring Companies (ARCs). The majority of lenders of the company had also signed Inter Credit Agreement as per RBI guidelines for restructuring of debt. However, restructuring and assignment of further debt could not be concluded due to covid pandemic.

After considering restructuring of debt subsequent to covid pandemic, the lenders opted for One Time Settlement (OTS) of entire outstanding debt for Rs 670 Crore along with change in management. After due process the lenders approved OTS along with change in management by Kirloskar Ferrous Industries Ltd (KFIL) acquiring majority stake in the Company. After requisite approvals, the lenders executed the OTS agreement on January 31, 2022.

(b) In order to fund the OTS, the Board of Directors of the company proposed to make preferential allotment of 15.40 Crore equity shares at a price of Rs 30.95 per equity share (equivalent to 51.25% of the post issue equity share capital of the Company) to KFIL, for a total consideration of Rs 476.63 Crore, which was duly approved by shareholders of the Company at the Extra Ordinary General Meeting held on December 22, 2021. After obtaining various regulatory approvals, KFIL invested Rs.476.63 Crore towards preferential allotment of 15.40 Crore equity shares at Rs 30.95 per equity share and also extended unsecured loan of Rs 194 Crore. The proceeds of the Preferential Allotment together with unsecured loan from KFIL of Rs 194 Crore were utilized as per terms of Agreements towards payment of OTS amount.

Accordingly, the Company has written back outstanding principal debt and unpaid interest due to lenders amounting to Rs 2,775.96 Crore and disclosed the said write-back amounts under the head "Exceptional Items" in the standalone audited financial results for the quarter and year ended March 31, 2022. Further the Company has written back interest provided for the period April 1, 2021 to December 31, 2021 amounting to Rs. 194.64 Crore in the quarter ended March 31, 2022.

5. The Company has always been operationally profitable (positive EBIDTA) despite the net losses in earlier years. The successful OTS is inter alia resulting into positive net worth of the Company. Financial stability is also achieved with support of new management (KFIL), thereby enlarging the business opportunities including the abilities to participate in Government tenders. The Company also expects benefits from Atmanirbhar policies of the Government including continuation of Anti-Dumping Duty on import of seamless tubes from China. Accordingly, the Company believes that it can continue to operate as a Going Concern in the foreseeable future and accordingly, has continued to prepare its financial statements on 'Going Concern Basis'.



6. Tridem Port and Power Company Private Limited (TPPCL), a wholly owned subsidiary of the Company, along with its subsidiaries had proposed to set up a thermal power project and captive port in Tamil Nadu. TPPCL had obtained the approvals for the projects including acquisition of land but no construction activity had commenced. However, on account of subsequent adverse developments, the TPPCL could not pursue these projects. Government is giving considerable focus to infrastructure by both higher budgetary allocation and various other initiatives. This is expected to create multiple opportunities leading to positive impact on projects like TPCPL. Consequent upon change in management, considering the above, the Company is evaluating the future potential and opportunities for TPPCL.



Considering inter alia present status of the project, prevailing power sector scenario, long lasting impact of Covid pandemic on the project and recoverable amount as per the current project valuation report, the Company after considering the impairment provision made in previous financial year, have made additional provision for impairment of Rs.25.24 Crore of the amount invested in TPPCL for the quarter and year ended March 31,2022 as per Ind AS 36 "Impairment of Assets" and disclosed under the head "Exceptional Items" in the standalone audited financial results.

**7. Exceptional Items:**

**Rs. In Crore**

Particulars	Quarter Ended March 31, 2022	Year ended March 31, 2022	Year Ended March 31, 2021
i) Provision for Impairment in the Value of Investment in Subsidiaries ( Refer Note No. 1 & 6 )	78.41	78.41	58.37
ii) Write back of outstanding principal debt and unpaid interest ( Refer Note No. 4)	(2,775.96)	(2,775.96)	-
iii) Government Dues Receivable Written off ( Refer Note No. 2(i) )	39.53	39.53	-
iv) Provision for Impairment in value of CPP Plant (Refer Note No. 2(ii).)	163.92	163.92	-
Total	(2,494.10)	(2,494.10)	58.37


8. The Company has in the past obtained Central Government approval for payment of Managerial Remuneration to Erstwhile Managing Director. ("Managing Director") The approval of lenders was still awaited pending restructuring. Pending the same, in compliance with section 197 of the Companies Act 2013, the Managing Director has refunded Salary drawn for the period December 01, 2016 to November 30, 2019 and salary from December 01, 2019 has not been paid. As a result of One Time Settlement the lenders dues have been paid off and the lenders approval is no longer applicable. The Board and the shareholders had also approved payment of remuneration to Erstwhile Non- Executive Director effective April 01, 2021 which is still payable. Accordingly Employee Benefits Expense includes amounts provided for remuneration to the Managing Director for the quarter ended March 31, 2022 Rs.0.35 Crore and Rs.2.61 Crore for the year ended March 31, 2022 (Rs.9.24 Crore cumulative up to March 31, 2022, including Rs. 5.04 Crore refunded to the Company and disclosed as contingent liability) is payable to Managing Director and Rs.0.40 Crore for the quarter ended and year ended March 31, 2022 is payable to Erstwhile Non-Executive Director. The Company is considering suitable steps including approval of appropriate authorities, if required, for discharging above obligations.
9. The outbreak of corona virus (COVID-19) pandemic globally has caused significant disturbance and slowdown of economic activity. The Company's operations and revenue during the latter half of the year has improved, yet the full impact of COVID-19 is not ascertainable. The Company continues to closely monitor the developments and possible effects that may result from current pandemic, on its financial condition, liquidity and operations and is actively working to minimize the impact of this unprecedented situation. The full assessment of the impact of the same on the Company and SHAB's operations, CPP and on Port and Power Project (TPPCL) will be only possible once the pandemic settled down and the eventual impact may be different from the estimates made as of the date of approval of these standalone audited financial results.





10. The figures of the quarter ended March 31, 2022 and March 31, 2021 are balancing figures between audited figures in respect of full financial year and published year to date figures up to third quarter of the relevant financial year.
11. The comparative figures have been regrouped and reclassified to meet the current quarter's / years classification.
12. The above results have been reviewed by the Audit Committee and approved by the Board of Directors at their meetings held on May 9, 2022.

**For ISMT Limited**

Place: Pune  
Date: May 9, 2022

  
Rajiv Goel  
Whole-time Director & Chief Financial Officer



**Independent Auditors' Report on the Consolidated Annual Financial Results of the Company for the quarter and year ended March 31, 2022 pursuant to the Regulation 33 of the SEBI (Listing Obligations and Disclosure Requirements) Regulations, 2015, as amended**

To,  
The Board of Directors  
ISMT Limited

### Report on the Audit of Consolidated Annual Financial Results

#### 1. Opinion

We have audited the accompanying Statement of Consolidated Annual Financial Results of ISMT Limited ("the Parent Company") and its Subsidiaries (the Parent Company and Its subsidiaries together referred to as ("the ISMT Group")), for the quarter and year ended March 31, 2022 ("the Statement") being submitted by the Parent Company pursuant to the requirement of Regulation 33 of the SEBI (Listing Obligations and Disclosure Requirements) Regulations, 2015, as amended ("the Listing Regulations").

In our opinion and to the best of our information and according to the explanations given to us and based on the consideration of the reports of the other auditors on separate standalone financial statements and the other financial information of subsidiaries referred to in paragraph below, the Statement:

a) Includes financial results of the following subsidiaries:

Name of Entity	Relationship
I. ISMT Enterprises S.A Luxembourg	Subsidiary Company
II. Indian Seamless Inc. USA.	Subsidiary Company
III. Structo Hydraulics AB Sweden	Subsidiary Company
IV. Tridem Port and Power Company Private Limited.,	Subsidiary Company
V. ISMT Europe AB Sweden,	Subsidiary of Structo Hydraulics AB Sweden
VI. Nagapattinam Energy Private Limited.	Subsidiary of Tridem Port and Power Company Private Limited
VII. Best Exim Private Limited.	Subsidiary of Nagapattinam Energy Private Limited
VIII. Success Power and Infraprojects Private Limited,	Subsidiary of Nagapattinam Energy Private Limited
IX. Marshal Microware Infrastructure Development Company Private Limited.,	Subsidiary of Nagapattinam Energy Private Limited
X. PT ISMT Resources - Indonesia, Indian Seamless Inc. USA.	Subsidiary of Tridem Port and Power Company Private Limited

b) is presented in accordance with the requirements of Regulation 33 of the Listing Regulations in this regard; and

c) gives a true and fair view in conformity with the recognition and measurement principles laid down in the applicable Indian Accounting Standards, and other accounting principles generally accepted in India, of the consolidated net profit, other comprehensive income and other financial information of the ISMT Group for the quarter and year ended March 31, 2022.

## 2. Basis for Opinion

We conducted our audit in accordance with the Standards on Auditing ("SAs") specified under Section 143(10) of the Companies Act 2013 ("the Act"). Our responsibilities under those Standards are further described in the Auditor's Responsibilities for the Audit of the Consolidated Annual Financial Results section of our report. We are independent of the ISMT Group in accordance with the Code of Ethics issued by the Institute of Chartered Accountants of India ("ICAI") together with the ethical requirement that are relevant to our audit of the Consolidated Annual Financial Results under the provisions of the Act and the Rules thereunder and we have fulfilled our other ethical responsibilities in accordance with these requirements and the ICAI's Code of Ethics. We believe that the audit evidence obtained by us and other Auditors in term of their reports referred to in "Other Matter" paragraph below, is sufficient and appropriate to provide a basis for our opinion.

## 3. Material uncertainty Related to Going Concern


We draw attention to Note No 5 in the Statement, which indicates that successful debt resolution is inter alia resulting into positive net worth of the Parent Company and its current liabilities does not exceed its current assets as of March 31, 2022. The Parent Company is having cash profit during the quarter and year ended March 31, 2022. These events and conditions and based on the other matters as set forth in Note No 5 of the Statement, indicate that a material certainty exists on the Group's ability to continue as a going concern and are the basis for preparation of Consolidated Financial Results on going concern basis.

Our opinion is not modified in respect of this matter.

## 4. Emphasis of Matter:

**We draw attention to following matters for quarter and year ended March 2022:**

- a) Note No. 8 of the Statement, regarding remuneration to Erstwhile Managing Director and Erstwhile Non-Executive Director of the Parent Company amounting to Rs 0.35 Crore and Rs 0.08 Crore for the quarter ended March 31, 2022 and Rs 2.61 Crore and Rs 0.40 Crore respectively for the year ended March 31, 2022 (Rs. 4.60 Crore cumulative up to March 31, 2022) is subject to approval of appropriate authorities.
- b) Note No 1 of the Statement, regarding impairment provision of carrying value of Goodwill on consolidation of Rs 31. 23 Crores recognised at the time of investment made by parent company in Structo Hydraulics AB Sweden (SHAB).





- c) Note No 2(i) of the Statement, regarding write off of pending claim with Maharashtra State Electricity Distribution Company Ltd. (MSEDCL) for non-implementation of Energy Banking Agreement of Rs 39.53 Crore;
- d) Note No 2(ii) of the Statement, regarding impairment provision made by the Parent Company in respect of carrying value of 40 MW Captive Power Project (CPP) at Chandrapur, Maharashtra of Rs 163.92 Crore based on the management assessment and valuation report of an independent valuer;
- e) Note No 6 of the Statement, regarding additional impairment provision made by the Group in respect of its investment in thermal power project and captive port (TPP) at Tamilnadu of Rs 29.90 Crore (Rs 88.27 cumulative up to March 31, 2022) based on the management assessment and valuation report of an independent valuer;
- f) Note No 4 of the Statement, regarding writeback of outstanding principal debt and unpaid interest due to lenders amounting to Rs 2,775.96 Crore by the Parent company pursuant to the One-time settlement of dues with the lenders;
- g) Note No 3 of the Statement, regarding write off of Minimum Alternate Tax (MAT) credit (Deferred Tax Assets) of Rs 82.05 Crore on exercise of the tax rate option permitted under Section 115BAA of the Income-tax Act, as of March 31, 2022.


Our opinion is not modified in respect of these matters.

#### 5. Board of Director's Responsibilities for the Consolidated Annual Financial Results

This Statement of consolidated Annual financial results have been prepared on the basis of consolidated Annual financial statements.

The Parent Company's Board of Directors are responsible for the preparation and presentation of the Consolidated Annual Financial Results that give a true and fair view of the consolidated net profit, consolidated other comprehensive income and other financial information of the ISMT Group in accordance with recognition and measurement principles laid down in the Indian Accounting Standards ("Ind AS") prescribed under section 133 of the Act, read with relevant rules issued thereunder and other accounting principles generally accepted in India and in compliance with Regulation 33 of the Listing Regulations.

The respective Board of Directors of the companies included in the ISMT Group are responsible for maintenance of adequate accounting records in accordance with the provisions of the Act for safeguarding the assets of the ISMT Group and for preventing and detecting frauds and other irregularities; selection and application of appropriate accounting policies; making judgments and estimates that are reasonable and prudent; and design, implementation and maintenance of adequate internal financial controls, that were operating effectively for ensuring the accuracy and completeness of the accounting records, relevant to the preparation and presentation of the consolidated annual financial results that give a true and fair view and are free from material misstatement, whether due to fraud or error, which have been used for the purpose of preparation of Consolidated Annual Financial Results by the Directors of the Parent Company, as aforesaid.



In preparing the Consolidated Annual Financial Results, the respective Board of Directors of the companies included in the ISMT Group are responsible for assessing the ability of the respective entities to continue as a going concern, disclosing, as applicable, matters related to going concern and using the going concern basis of accounting unless the respective Board of Directors either intend to liquidate their respective entities or to cease operations, or has no realistic alternative but to do so.


The respective Board of Directors of the companies included in the ISMT Group are responsible for overseeing the financial reporting process of the ISMT Group.

## 6. Auditor's Responsibilities for the Audit of the Consolidated Annual Financial Results

Our objectives are to obtain reasonable assurance about whether the Consolidated Annual Financial Results as a whole are free from material misstatement, whether due to fraud or error, and to issue an auditor's report that includes our opinion. Reasonable assurance is a high level of assurance, but is not a guarantee that an audit conducted in accordance with SAs will always detect a material misstatement when it exists. Misstatements can arise from fraud or error and are considered material if, individually or in the aggregate, they could reasonably be expected to influence the economic decisions of users taken on the basis of these Consolidated Annual Financial Results.

As part of an audit in accordance with SAs, we exercise professional judgment and maintain professional skepticism throughout the audit. We also:

- Identify and assess the risks of material misstatement of the Consolidated Annual Financial Results, whether due to fraud or error, design and perform audit procedures responsive to those risks, and obtain audit evidence that is sufficient and appropriate to provide a basis for our opinion. The risk of not detecting a material misstatement resulting from fraud is higher than for one resulting from error, as fraud may involve collusion, forgery, intentional omissions, misrepresentations, or the override of internal controls.
- Obtain an understanding of internal control relevant to the audit in order to design audit procedures that are appropriate in the circumstances. Under Section 143(3) (i) of the Act, we are also responsible for expressing our opinion through a separate report on the complete set of consolidated financial statements on whether the company has adequate internal financial controls with reference to consolidated financial statements in place and the operating effectiveness of such controls.
- Evaluate the appropriateness of accounting policies used and the reasonableness of accounting estimates and related disclosures made by the Board of Directors.
- Conclude on the appropriateness of the Board of Director's use of the going concern basis of accounting and, based on the audit evidence obtained, whether a material uncertainty exists related to events or conditions that may cast significant doubt on the ability of the ISMT Group to continue as a going concern. If we conclude that a material uncertainty exists, we are required to draw attention in our auditor's report to the related disclosures in the Consolidated Annual Financial Results or, if such disclosures are inadequate, to modify our opinion. Our conclusions are based on the audit evidence obtained up to the date of our auditor's report. However, future events or conditions may cause the ISMT Group to cease to continue as a going concern.



- Evaluate the overall presentation, structure and content of the Consolidated Annual Financial Results, including the disclosures, and whether the Consolidated Annual Financial Results represent the underlying transactions and events in a manner that achieves fair presentation.
- Obtain sufficient appropriate audit evidence regarding the financial results / financial information of the entities within the ISMT Group to express an opinion on the Consolidated Annual Financial Results. We are responsible for the direction, supervision and performance of the audit of financial information of such entities included in the Consolidated Annual Financial Results of which we are the independent auditors. For the other entities included in the consolidated annual financial results, which have been audited by other auditors, such other auditors remain responsible for the direction, supervision and performance of the audits carried out by them. We remain solely responsible for our audit opinion.

Materiality is the magnitude of misstatements in the Consolidated Annual Financial Results that, individually or in aggregate, makes it probable that the economic decisions of a reasonably knowledgeable user of the Consolidated Annual Financial Results may be influenced. We consider quantitative materiality and qualitative factors in (i) planning the scope of our audit work and in evaluating the results of our work; and (ii) to evaluate the effect of any identified misstatements in the Consolidated Annual Financial Results.


We communicate with those charged with governance of the Parent Company and such other entities included in the Consolidated Annual Financial Results of which we are the independent auditors regarding, among other matters, the planned scope and timing of the audit and significant audit findings, including any significant deficiencies in internal controls that we identify during our audit.

We also provide those charged with governance with a statement that we have complied with relevant ethical requirements regarding independence, and to communicate with them all relationships and other matters that may reasonably be thought to bear on our independence, and where applicable, related safeguards.

We also performed procedures in accordance with the circular issued by SEBI under Regulation 33(8) of the Listing Regulations, as amended, to the extent applicable.

## 7. Other Matters

- a) The consolidated annual financial results include the audited financial results of nine (9) subsidiaries, whose financial statements/ financial results/ financial information reflect ISMT Group's share of total assets of Rs. 176.62 Crore as at March 31, 2022, ISMT Group's share of total revenue of Rs. 24.75 Crore and Rs. 83.80 Crore and ISMT Group's share of total net profit /(loss) after tax (including due to exchange translation) of (Rs. 63.81) Crore and (Rs 64.57) Crore for the quarter and year ended March 31, 2022 respectively and net cash inflow of Rs 2.22 Crore for the year ended on that date, as considered in the consolidated annual financial results. The independent auditors' reports on financial statements of these entities have been furnished to us by the management and our opinion on the consolidated annual financial results, in so far as it relates to the amounts and disclosures included in respect of these entities, is based solely on the report of such auditors and the procedures performed by us are as stated in paragraph above.



- b) The consolidated annual financial results include the unaudited financial results in respect of one (1) subsidiary located outside India, whose financial statements/ financial results/ financial information reflect ISMT Group's share of total assets of Rs. 0.001 Crore as at March 31, 2022, ISMT Group's share of total revenue of Rs. Nil Crore and Rs. Nil Crore and ISMT Group's share of total net profit /(loss) after tax (including due to exchange translation) of Rs. Nil Crore and (Rs 0.001 ) Crore for the quarter and year ended March 31, 2022 respectively and net cash outflow of Rs 0.001 Crore for the year ended on that date, as considered in the consolidated annual financial results. These unaudited financial statements/financial results/financial information is certified by the management and our opinion on the Statement, in so far as it relates to the amounts and disclosures in respect of this subsidiaries, is based solely on such financial results/financial statements/financial information. In our opinion and according to the information and explanations given to us by the management, these financial results/financial statements/financial information are not material to the Group.

In case of subsidiaries located outside India, these financial results/financial statements/financial information have been prepared in accordance with accounting principles generally accepted in its respective country and have been audited by their respective independent auditors. The Parent Company's management has converted these financial results/financial statements/financial information of such subsidiaries to the Indian GAAP and the accounting principles generally accepted in India. We have audited these conversion adjustments made by the Parent Company's management and our opinion on the Statement, in so far as it relates to the amounts and disclosures in respect of these subsidiaries, is based solely on the reports of such auditors and the procedures performed by us in the above paragraph and our audit of the conversion adjustments made.


Our opinion on the Statement is not modified in respect of above matters with regards to our reliance on the work done and the reports of the other auditors as referred in para (a) above and and the financial results/financial statements/financial information certified by the management as referred in (b) above

- c) The Consolidated annual financial results include the results for the quarter ended March 31, 2022 being the balancing figure between the audited figures in respect of the full financial year and the published unaudited year to date figures up to the third quarter of the current financial year which were subject to limited review by us.

**For D N V & Co.**

Chartered Accountants

Firm Registration No 102079W




**CA Bharat Jain**

Partner

Membership No: 100583

UDIN: 22100583AIQT0V3260



Place: Pune

Date: May 9, 2022

**ISMT Limited**

Regd. Office : Panama House ( earlier known as Lunkad Towers ) , Viman Nagar, Pune 411 014, Maharashtra.


Phone : 020-41434100, Fax : 020-26630779, E-Mail : secretarial@ismt.co.in,

Web : www.ismt.com, CIN : L27109PN1999PLC016417

**STATEMENT OF CONSOLIDATED AUDITED FINANCIAL RESULTS FOR THE QUARTER AND YEAR ENDED MARCH 31, 2022**

**Rs. in Crore**



Sr. No	Particulars	Consolidated				
		Quarter ended			Year ended	Year ended
		March 31, 2022	Dec. 31, 2021	March 31, 2021	March 31, 2022	March 31, 2021
	Refer Note-10	Unaudited	Refer Note-10	Audited	Audited	
<b>1</b>	<b>Income</b>					
	<b>Revenue from Operations</b>					
	<b>Sales of Products</b>	964.86	839.84	613.40	3,288.25	1,736.63
	Less : Inter Segment Transfers	341.11	278.36	138.94	1,003.79	415.99
	Inter Division Transfers	32.01	19.08	10.63	89.64	48.55
	Sale to Subsidiary Company	18.82	16.50	10.58	63.70	37.95
	<b>(a) Net Sales</b>	<b>572.92</b>	<b>525.90</b>	<b>453.25</b>	<b>2,131.12</b>	<b>1,234.14</b>
	(b) Other Operating Revenue	7.59	7.86	5.76	29.48	17.61
	<b>(c) Revenue From Operations - ( a+b )</b>	<b>580.51</b>	<b>533.76</b>	<b>459.01</b>	<b>2,160.60</b>	<b>1,251.75</b>
	(d) Other Income	9.27	3.80	28.54	21.43	56.80
	<b>Total Income - ( c+d )</b>	<b>589.78</b>	<b>537.56</b>	<b>487.55</b>	<b>2,182.03</b>	<b>1,308.55</b>
<b>2</b>	<b>Expenses</b>					
	(a) Cost of Materials Consumed	310.74	341.58	270.72	1,279.83	692.01
	(b) Changes in inventories of finished goods, work-in-progress and stock-in-trade	22.56	(39.55)	5.17	(45.36)	30.14
	(c) Employee Benefits Expense	47.27	42.01	36.71	169.21	133.66
	(d) Finance Costs ( Refer Note No 4 )	(189.35)	69.79	65.51	14.30	262.65
	(e) Depreciation	15.57	15.78	15.40	62.43	64.00
	(f) Other Expenses	205.34	176.82	147.77	696.09	410.14
	<b>Total Expenses</b>	<b>412.13</b>	<b>606.43</b>	<b>541.28</b>	<b>2,176.50</b>	<b>1,592.60</b>
<b>3</b>	<b>Profit / (Loss) before Exceptional Items and tax ( 1-2 )</b>	<b>177.65</b>	<b>(68.87)</b>	<b>(53.73)</b>	<b>5.53</b>	<b>(284.05)</b>
<b>4</b>	<b>Exceptional items (Refer Note No. 7)</b>	<b>(2,511.38)</b>	<b>-</b>	<b>58.37</b>	<b>(2,511.38)</b>	<b>58.37</b>
<b>5</b>	<b>Profit / (Loss) before tax (3- 4)</b>	<b>2,689.03</b>	<b>(68.87)</b>	<b>(112.10)</b>	<b>2,516.91</b>	<b>(342.42)</b>
<b>6</b>	<b>Tax Expenses :</b>					
	(a) Current Tax	17.22	-	-	17.22	-
	(b) Deferred Tax	43.52	-	-	43.52	-
	(c) Earlier Years Tax	0.02	-	0.10	0.04	0.10
	(d) MAT Credit written off ( Refer Note No 3 )	82.05	-	-	82.05	-
<b>7</b>	<b>Profit / ( Loss) after tax ( 5- 6 )</b>	<b>2,546.22</b>	<b>(68.87)</b>	<b>(112.20)</b>	<b>2,374.08</b>	<b>(342.52)</b>
<b>8</b>	<b>Other Comprehensive Income (net of tax)</b>					
	(a) Items that will not be reclassified to Profit or Loss					
	Gain/ ( Loss) on Remeasurement of Defined Benefit Plan ( net of tax)	(1.06)	(1.60)	1.33	(5.86)	0.53
	(b) Items that will be reclassified to Profit or Loss					
	Foreign Currency Translation Reserve	(0.14)	(0.20)	(1.74)	(0.35)	(1.56)
	Other Comprehensive Income (Net of tax) (a+b)	(1.20)	(1.80)	(0.41)	(6.21)	(1.03)
<b>9</b>	<b>Total Comprehensive Income for the period ( 7+8)</b>	<b>2,545.02</b>	<b>(70.67)</b>	<b>(112.61)</b>	<b>2,367.87</b>	<b>(343.55)</b>
	<b>Profit / ( Loss ) attributable to :</b>					
	Equity Shareholders of Parent	2,546.35	(68.87)	(112.20)	2,374.21	(342.51)
	Non Controlling Interest	(0.13)	-	-	(0.13)	(0.01)
	<b>Other Comprehensive Income attributable to :</b>					
	Equity Shareholders of Parent	(1.20)	(1.80)	(0.40)	(6.21)	(1.04)
	Non Controlling Interest	-	-	(0.01)	-	0.01
	<b>Total Comprehensive Income attributable to :</b>					
	Equity Shareholders of Parent	2,545.15	(70.67)	(112.60)	2,368.00	(343.55)
	Non Controlling Interest	(0.13)	-	(0.01)	(0.13)	-
<b>10</b>	<b>Paid-up Equity Share Capital (Face Value of Rs. 5/- per share)</b>	<b>150.25</b>	<b>73.25</b>	<b>73.25</b>	<b>150.25</b>	<b>73.25</b>
<b>11</b>	<b>Reserves Excluding Revaluation Reserve</b>	<b>-</b>	<b>-</b>	<b>-</b>	<b>1,046.08</b>	<b>(1,726.37)</b>
<b>12</b>	<b>Earnings per share</b>					
	Basic & Diluted Earnings per share of Rs.5/- each (Rs.) (not annualised)	63.45	(4.70)	(7.66)	152.40	(23.38)



SEGMENT WISE CONSOLIDATED AUDITED FINANCIAL RESULTS FOR THE QUARTER AND YEAR ENDED  
MARCH 31, 2022.

		Rs. in Crore				
		Consolidated				
Sr No	Particulars	1	2	3	4	5
		Quarter ended March 31, 2022	Quarter ended December 31, 2021	Quarter ended March 31, 2021	Year ended March 31, 2022	Year ended March 31, 2021
		Refer Note-10	Unaudited	Refer Note-10	Audited	Audited
<b>1</b>	<b>Segment Revenue</b>					
	a) Gross Sales – Tube	522.93	425.62	285.46	1,663.92	901.03
	Less : Inter Division	32.01	19.08	10.63	89.64	48.55
	: Sale to Subsidiary Company	18.82	16.50	10.58	63.70	37.95
	<b>Sub total</b>	<b>472.10</b>	<b>390.04</b>	<b>264.25</b>	<b>1,510.58</b>	<b>814.53</b>
	b) Gross Sales – Steel	441.93	414.22	327.94	1,624.33	835.60
	Less : Inter Segment	341.11	278.36	138.94	1,003.79	415.99
	<b>Sub total</b>	<b>100.82</b>	<b>135.86</b>	<b>189.00</b>	<b>620.54</b>	<b>419.61</b>
	<b>Total Segment Revenue</b>	<b>572.92</b>	<b>525.90</b>	<b>453.25</b>	<b>2,131.12</b>	<b>1,234.14</b>
<b>2</b>	<b>Segment Results</b>					
	Profit / ( Loss) after Depreciation and Before Finance Costs & Exceptional items, Unallocable income (net) and Tax.					
	a) Tube	1.41	(5.74)	(0.59)	7.36	(34.14)
	b) Steel *	5.35	7.73	6.86	40.90	(12.12)
	Total	6.76	1.99	6.27	48.26	(46.26)
	Less : Finance Costs ( Refer Note No. 4)	(189.35)	69.79	65.51	14.30	262.65
	Less : Exceptional items (Refer Note No. 7)	(2,511.38)	-	58.37	(2,511.38)	58.37
	Add : Unallocable Income ( Net of Unallocable Expenses)	(18.46)	(1.07)	5.51	(28.43)	24.86
	<b>Total Profit / ( Loss) Before Tax</b>	<b>2,689.03</b>	<b>(68.87)</b>	<b>(112.10)</b>	<b>2,516.91</b>	<b>(342.42)</b>
	Less : Tax Expenses					
	Current Tax	17.22	-	-	17.22	-
	Deferred Tax	43.52	-	-	43.52	-
	Earlier Years Tax	0.02	-	0.10	0.04	0.10
	MAT Credit written off (Refer Note No. 3)	82.05	-	-	82.05	-
	<b>Total Profit / ( Loss) After Tax</b>	<b>2,546.22</b>	<b>(68.87)</b>	<b>(112.20)</b>	<b>2,374.08</b>	<b>(342.52)</b>
<b>3</b>	<b>Capital Employed</b>					
	<b>Segment Assets</b>					
	a) Tube	1,427.31	1,458.89	1,351.80	1,427.31	1,351.80
	b) Steel	386.41	442.19	459.16	386.41	459.16
	c) Unallocable	140.94	490.38	496.91	140.94	496.91
	<b>Total Assets</b>	<b>1,954.66</b>	<b>2,391.46</b>	<b>2,307.87</b>	<b>1,954.66</b>	<b>2,307.87</b>
	<b>Segment Liabilities</b>					
	a) Tube	173.20	144.10	122.73	173.20	122.73
	b) Steel	166.25	186.31	113.62	166.25	113.62
	c) Unallocable	228.65	3,696.13	3,529.45	228.65	3,529.45
	<b>Total Liabilities</b>	<b>568.10</b>	<b>4,026.54</b>	<b>3,765.80</b>	<b>568.10</b>	<b>3,765.80</b>

\* Includes profit on steel captively consumed by Tube Segment





**ISMT LIMITED**

**CONSOLIDATED CASH FLOW STATEMENT FOR THE YEAR ENDED MARCH 31, 2022**

Rs. in Crore

	2021-22	2020-21
<b>i) CASH FLOW FROM OPERATING ACTIVITIES :</b>		
Net Profit / ( Loss ) Before Tax	2,516.91	(342.42)
Adjustments for :		
Depreciation	62.43	64.00
Finance Costs	14.30	262.65
Interest Income	(4.36)	(6.94)
Excess Provision written back	(12.52)	(22.08)
Claim Receivable written off	11.07	-
Exceptional Items (Refer Note No.7)	(2,511.38)	58.37
Unrealised Exchange (Gain) / Loss / Foreign Currency		
Translation Reserve	1.18	(7.62)
Provision for Doubtful Debts	1.33	9.25
Loss/ (Profit) on Sale of assets (net) and asset discarded	-	0.01
Provision for expected credit loss	0.54	(3.77)
	<b>(2,437.41)</b>	<b>353.87</b>
<b>Operating Cash Profit before Working Capital Changes</b>	<b>79.50</b>	<b>11.45</b>
Adjustments for :		
(Increase) / Decrease in trade receivable	(14.72)	(79.54)
(Increase) / Decrease in Inventories	(77.65)	30.82
Decrease / (Increase) in non current financial assets others	9.21	(4.66)
(Increase) / Decrease in other non current assets	1.12	4.03
(Increase) / Decrease in current loans	(0.04)	0.19
(Increase) / Decrease in other current financial assets	9.27	(9.65)
(Increase) / Decrease in other current assets	25.34	(3.71)
Increase / (Decrease) in trade payables	69.48	28.42
Increase / (Decrease) in other current financial liabilities	(6.71)	28.98
Increase / (Decrease) in other current liabilities	12.84	8.41
Increase / (Decrease) in current provisions	7.01	0.44
Increase / (Decrease) in non current provisions	(9.13)	0.91
Taxes (Paid) / Refund	(0.33)	0.33
<b>Net Cash flow from Operating Activities</b>	<b>105.19</b>	<b>16.42</b>
<b>ii) CASH FLOW FROM INVESTING ACTIVITIES :</b>		
Purchase of Property, Plant and Equipment	(10.69)	(15.68)
Sale of Property, Plant and Equipment	0.13	-
Decrease / (Increase) in other bank balances	5.72	18.52
Interest Received	4.41	6.85
<b>Net Cash used in Investing Activities</b>	<b>(0.43)</b>	<b>9.69</b>
<b>iii) CASH FLOW FROM FINANCING ACTIVITIES :</b>		
Proceeds from / (Repayment of) Borrowings	(545.34)	(37.81)
Payment of Lease Liabilities	(2.72)	(2.56)
Receipt from issue of Preferential Equity Shares	476.63	-
Finance Costs	(13.69)	(5.92)
<b>Net Cash from Financing Activities</b>	<b>(85.12)</b>	<b>(46.29)</b>
<b>Net Increase / (Decrease) in Cash and Cash Equivalents</b>	<b>19.64</b>	<b>(20.18)</b>
Cash and Cash Equivalents at the beginning of the year*	32.79	52.97
Cash and Cash Equivalents at the end of the year *	52.43	32.79
<b>Net Increase / (Decrease) in Cash and Cash Equivalents</b>	<b>19.64</b>	<b>(20.18)</b>



Note: The consolidated cash flow statement is prepared using the "indirect method" set out in Ind AS 7 "Statement of Cash



## CONSOLIDATED STATEMENT OF ASSETS AND LIABILITIES

Rs. In Crore

Particulars	Consolidated	
	As at March 31, 2022	As at March 31, 2021
	Audited	Audited
<b>A ASSETS</b>		
<b>1 Non - Current Assets</b>		
a) Property, Plant and Equipment	1,120.02	1,326.74
b) Capital Work-in-Progress	3.57	42.12
c) Goodwill on Consolidation	6.43	37.67
d) Financial Assets		
i) Trade Receivables	-	-
ii) Other Financial Assets	19.38	28.80
e) Deferred Tax Assets ( Net)	-	82.05
f) Other Non Current Assets	2.23	54.84
<b>Sub Total</b>	<b>1,151.63</b>	<b>1,572.22</b>
<b>2 Current Assets</b>		
a) Inventories	435.05	357.40
b) Financial Assets		
i) Trade Receivables	286.09	273.86
ii) Cash and Cash Equivalents	52.43	32.79
iii) Bank Balance Other than (ii) above	2.18	7.68
iv) Loans	1.00	0.96
v) Other Financial Assets	1.50	10.83
c) Current Tax Assets ( Net)	-	2.03
d) Other Current Assets	24.77	50.10
<b>Sub Total</b>	<b>803.02</b>	<b>735.65</b>
<b>Total Assets</b>	<b>1,954.65</b>	<b>2,307.87</b>
<b>B EQUITY AND LIABILITIES</b>		
<b>EQUITY</b>		
a) Equity Share Capital	150.25	73.25
b) Other Equity	1,236.20	(1,531.42)
Equity attributable to Parent	1,386.45	(1,458.17)
Non Controlling Interest	0.11	0.24
<b>Total Equity</b>	<b>1,386.56</b>	<b>(1,457.93)</b>
<b>LIABILITIES</b>		
<b>1 NON-CURRENT LIABILITIES</b>		
a) Financial Liabilities		
i) Borrowings	-	65.68
ia) Lease Liabilities	2.91	2.38
b) Provisions	7.57	8.86
c) Deferred Tax Liabilities (Net)	43.52	-
<b>Sub Total</b>	<b>54.00</b>	<b>76.92</b>
<b>2 CURRENT LIABILITIES</b>		
a) Financial Liabilities		
i) Borrowings	205.76	2,026.87
ia) Lease Liabilities	0.70	1.53
ii) Trade Payables		
- Dues of Micro & Small Enterprises	18.49	16.16
- Dues of Creditors other than Micro & Small Enterprises	182.80	116.57
iii) Other financial Liabilities	44.84	1,499.03
b) Other Current Liabilities	38.79	25.95
c) Provisions	9.78	2.77
d) Current Tax Liabilities (Net)	12.93	-
<b>Sub Total</b>	<b>514.09</b>	<b>3,688.88</b>
<b>TOTAL EQUITY AND LIABILITIES</b>	<b>1,954.65</b>	<b>2,307.87</b>







**NOTES ON CONSOLIDATED AUDITED FINANCIAL RESULTS FOR THE QUARTER AND YEAR ENDED MARCH 31, 2022.**

1. The Parent Company and through its subsidiary, has invested in Structo Hydraulics AB Sweden (SHAB) and recognised Goodwill on Consolidation of Rs 31.23 Crore on acquisition in the consolidated financial statements. SHAB has been incurring losses and its net worth is also eroded due to continuing losses. COVID has impacted businesses across the globe including Europe. During the year, Parent Company has impaired the investment in SHAB for the reasons stated in Note No.1 of standalone financial results and on the basis of report of the independent valuer. Eventually the Group has impaired the carrying value of Goodwill on consolidation of Rs.31.23 Crore in the consolidated financial results for the quarter and year ended March 31, 2022.
2. i) The Parent Company had entered into Energy Banking Agreement dated May 07, 2010 with MSEDCL for a period of one year with provision for annual renewals. MSEDCL did not, however, actually permit Banking of energy once the plant was commissioned resulting in significantly higher cost to The Parent Company. The same was challenged by The Parent Company before Maharashtra Electricity Regulatory Commission (MERC) which vide its Interim Order dated June 20, 2014 had allowed Banking. MERC finally disallowed Company's petition regarding banking of energy facility under Energy Banking Agreement (EBA) vide its orders dated June 20, 2014 and January 12, 2015. The Parent Company filed an appeal before the Appellate Tribunal for Electricity (APTEL) against the said order which was not allowed by the APTEL vide its order dated April 1, 2016. The Parent Company's appeal, challenging the APTEL order is pending before the Hon'ble Supreme Court. The Company had accrued EBA benefit aggregating to Rs. 49.97 Crore up to March 31, 2014, of which amount outstanding as on March 31, 2022 is Rs. 39.53 Crore, representing excess energy charges paid to Maharashtra State Electricity Distribution Company Limited (MSEDCL) on account of non-availability of banking of energy facility. There has been no further accrual since April 1, 2014 on account of suspension of operation of power plant.

The Parent Company has strong case for breach of contract. Consequent upon change in management, considering uncertainties and inordinate delays, The Parent Company has decided to write off the recoverable dues of Rs. 39.53 Crore while continuing to pursue the case on merits and disclosed the said write-off amount under the head "Exceptional Items" in the consolidated audited financial results for the quarter and year ended March 31, 2022.

- ii) Consequent upon change in Management, The Parent Company is evaluating afresh all the available options for Captive Power project (CPP) either operating the plant or closing it down as a whole or otherwise maximizing value. The Parent Company continues to take adequate steps for preserving the value of the plant including pursuing for wrongful denial of the Banking at the Supreme Court. There is, however, an increasing focus on clean and renewable energy being environment friendly. There has also been a surge in commodity prices including coal and the recent geo political developments have added further uncertainty to both availability and pricing of coal. Considering these major developments and the fact that the plant has not been operated for over eight years and unstable CPP policies, The Parent Company has valued the CPP on conservative basis, notwithstanding the upside potential of positive Supreme Court outcome or the surging demand for power, after considering the valuation report of the Independent Valuer provided for impairment of Rs. 163.92 Crore to the carrying amount of CPP for the quarter and year ended March 31, 2022 as per Ind AS 36 "Impairment of Assets" and disclosed the same under the head "Exceptional Items" in the consolidated audited financial results.
3. After considering the impact of One Time Settlement (OTS) as referred in Note No.4 and business scenario post change in management, The Parent Company based on the evaluation of impact of tax under normal provision of Income Tax Act and on adoption of section 115BAA of the Income Tax Act 1961, decided to exercise one time option of adopting section 115BAA as on March 31, 2022. Accordingly, on adoption of tax option under section 115BAA of the Income Tax Act 1961, The Parent Company has written off MAT Credit (Deferred Tax Asset) of Rs. 82.05 Crore in the consolidated audited financial results for the quarter and year ended March 31 2022.

4. a) In view of the rapidly growing economy, The Parent Company had planned expansion in capacities and also envisaged setting up of Captive Power Plant. However, number of subsequent developments viz economic slow-down leading to steep fall in demand, dumping of tubes by China, regulatory changes and other adverse developments severely impacted The Parent Company. Thus the assets created by company were highly under utilized resulting in inability to service the debt. The Parent Company had since been working with lenders for resolution of debt in terms of RBI scheme prevailing from time to time.



The Banks had pursued various schemes for Debt Resolution – the Banks initially contemplated restructuring which was approved by JLM but could not be concluded at banks end. The Banks then opted for OSDR and despite successful conclusion of OSDR resulting in identification of the investor, the OSDR could not be implemented due to RBI Circular dated February 12, 2018 scrapping all their schemes for stressed assets. The Banks then agreed to take up assignment of debt as Resolution Plan in terms of the aforesaid circular, pursuant to which bulk of Bank Debt was assigned to Asset Restructuring Companies (ARCs). The majority of lenders of The Parent Company had also signed Inter Credit Agreement as per RBI guidelines for restructuring of debt. However, restructuring and assignment of further debt could not be concluded due to covid pandemic.



After considering restructuring of debt subsequent to covid pandemic, the lenders opted for One Time Settlement (OTS) of entire outstanding debt for Rs 670 Crore along with change in management. After due process the lenders approved OTS along with change in management by Kirloskar Ferrous Industries Ltd (KFIL) acquiring majority stake in The Parent Company. After requisite approvals, the lenders executed the OTS agreement on January 31, 2022.

(b) In order to fund the OTS, the Board of Directors of The Parent Company proposed to make preferential allotment of 15.40 Crore equity shares at a price of Rs 30.95 per equity share (equivalent to 51.25% of the post issue equity share capital of The Parent Company) to KFIL, for a total consideration of Rs 476.63 Crore, which was duly approved by shareholders of The Parent Company at the Extra Ordinary General Meeting held on December 22, 2021. After obtaining various regulatory approvals, KFIL invested Rs.476.63 Crore towards preferential allotment of 15.40 Crore equity shares at Rs 30.95 per equity share and also extended unsecured loan of Rs 194 Crore. The proceeds of the Preferential Allotment together with unsecured loan from KFIL of Rs 194 Crore were utilized as per terms of Agreements towards payment of OTS amount.

Accordingly, The Parent Company has written back outstanding principal debt and unpaid interest due to lenders amounting to Rs 2,775.96 Crore and disclosed the said write-back amounts under the head "Exceptional Items" in the consolidated audited financial results for the quarter and year ended March 31, 2022. Further The Parent Company has written back interest provided for the period April 1, 2021 to December 31, 2021 amounting to Rs. 194.64 Crore in the quarter ended March 31, 2022.

5. The Group has always been operationally profitable (positive EBIDTA) despite the net losses in earlier years. The successful OTS is inter alia resulting into positive net worth of The Group. Financial stability is also achieved with support of new management (KFIL), thereby enlarging the business opportunities including the abilities to participate in Government tenders. The Group also expects benefits from Atmanirbhar policies of the Government including continuation of Anti-Dumping Duty on import of seamless tubes from China. Accordingly, The Group believes that it can continue to operate as a Going Concern in the foreseeable future and accordingly, has continued to prepare its consolidated financial statements on 'Going Concern Basis'.
6. Tridem Port and Power Company Private Limited (TPPCL), a wholly owned subsidiary of The Parent Company, along with its subsidiaries had proposed to set up a thermal power project and captive port in Tamil Nadu. TPPCL had obtained the approvals for the projects including acquisition of land but no construction activity had commenced. However, on account of subsequent adverse developments, the TPPCL could not pursue these projects. Government is giving considerable focus to infrastructure by both higher budgetary allocation and various other initiatives. This is expected to create multiple opportunities leading to positive impact on projects like TPCPL. Consequent upon change in management, considering the above, The Parent Company is evaluating the future potential and opportunities for TPPCL.

Considering inter alia present status of the project, prevailing power sector scenario, long lasting impact of Covid pandemic on the project and recoverable amount as per the current project valuation report, the Parent Company after considering the impairment provision made in previous financial year, have made additional provision for impairment of Rs.29.90 Crore of the amount invested in TPPCL Project for the quarter and year ended March 31,2022 as per Ind AS 36 "Impairment of Assets" and disclosed under the head "Exceptional Items" in the consolidated audited financial results.



7. **Exceptional Items:**

Particulars	Rs. In Crore		
	Quarter Ended March 31, 2022	Year ended March 31, 2022	Year Ended March 31, 2021
i) Provision for Impairment in the carrying value of Goodwill on Consolidation (Refer Note No. 1)	31.23	31.23	-
ii) Write back of outstanding principal debt and unpaid interest (Refer note No. 4)	(2,775.96)	(2,775.96)	-
iii) Government Dues Receivable Written off (Refer Note No.2(i))	39.53	39.53	-
iv) Provision for Impairment in value of CPP Plant (Refer Note No. 2(ii))	163.92	163.92	-
v) Provision for Impairment in value of TPPCL Project (Refer Note No 6)	29.90	29.90	58.37
<b>Total</b>	<b>(2,511.38)</b>	<b>(2,511.38)</b>	<b>58.37</b>

8. The Parent Company has in the past obtained Central Government approval for payment of Managerial Remuneration to Erstwhile Managing Director. ("Managing Director") The approval of lenders was still awaited pending restructuring. Pending the same, in compliance with section 197 of the Companies Act 2013, the Managing Director has refunded Salary drawn for the period December 01, 2016 to November 30, 2019 and salary from December 01, 2019 has not been paid. As a result of One Time Settlement the lenders dues have been paid off and the lenders approval is no longer applicable. The Board and the shareholders had also approved payment of remuneration to Erstwhile Non- Executive Director effective April 01, 2021 which is still payable. Accordingly Employee Benefits Expense includes amounts provided for remuneration to the Managing Director for the quarter ended March 31, 2022 Rs.0.35 Crore and Rs.2.61 Crore for the year ended March 31, 2022 (Rs.9.24 Crore cumulative up to March 31, 2022, including Rs. 5.04 Crore refunded to The Parent Company and disclosed as contingent liability) is payable to Managing Director and Rs.0.40 Crore for the quarter ended and year ended March 31, 2022 is payable to Erstwhile Non-Executive Director. The Parent Company is considering suitable steps including approval of appropriate authorities, if required, for discharging above obligations.
9. The outbreak of corona virus (COVID-19) pandemic globally has caused significant disturbance and slowdown of economic activity. The Group's operations and revenue during the latter half of the year has improved, yet the full impact of COVID-19 is not ascertainable. The Group's continues to closely monitor the developments and possible effects that may result from current pandemic, on its financial condition, liquidity and operations and is actively working to minimize the impact of this unprecedented situation. The full assessment of the impact of the same on the Group's operations, CPP and on Port and Power Project (TPPCL) will be only possible once the pandemic settled down and the eventual impact may be different from the estimates made as of the date of approval of these consolidated audited financial results.
10. The figures of the quarter ended March 31, 2022 and March 31, 2021 are balancing figures between audited figures in respect of full financial year and published year to date figures up to third quarter of the relevant financial year.
11. The Consolidated financial results of the Company and its subsidiaries (the Group) have been prepared as per Ind AS 110 on "Consolidated Financial Statements".
12. The comparative figures have been regrouped and reclassified to meet the current quarter's / years classification.
13. The above results have been reviewed by the Audit Committee and approved by the Board of Directors at their meetings held on May 9, 2022.

For ISMT Limited

Rajiv Goel  
Whole-time Director & Chief Financial Officer

Place: Pune  
Date: May 9, 2022

