

Sec/Share/047/FY 20-21

Date: 10.11.2020

The Secretary
BSE Limited
New Trading Wing,
Rotunda Building,
PJ Tower, Dalal Street,
Mumbai- 400001
SCRIP CODE: 532932

The Manager
National Stock Exchange of India Limited
Exchange Plaza, C-1, Block "G"
5th floor, Bandra Kurla Complex,
Bandra East,
Mumbai- 400051
SYMBOL: MANAKSIA

Dear Sir/Madam,


Sub: Outcome of the Board Meeting held on 10th November, 2020

Please note that the Board of Directors of the Company at its meeting held on today, which commenced at 12:30 P.M. and concluded at 03:00 P.M, has *inter alia* approved the Un-audited Financial Results (both Standalone and Consolidated) of the Company for the quarter and half year ended 30th September, 2020. A copy of the Un-audited Financial Results (both Standalone and Consolidated) of the Company along with the Limited Review Report for the quarter and half year ended 30th September, 2020 is enclosed.

This may be treated as compliance with relevant Regulations of SEBI (Listing Obligations and Disclosure Requirements) Regulations, 2015.

Thanking you,
Yours faithfully,

For Manaksia Limited


Pradip Kumar Kandar
Company Secretary



Encl: As above



S K AGRAWAL AND CO

Chartered Accountants

Firm Registration No. 306033E

SUITE NOS : 606-608

THE CHAMBERS, OPP. GITANJALI STADIUM

1865, RAJDANGA MAIN ROAD, KASBA

KOLKATA - 700 107


PHONE : 033-4008 9902/9903/9904

FAX : 033-40089905, Website : www.skagrwal.co.in

Independent Auditor's Review Report on standalone unaudited quarterly financial results of the Company Pursuant to the Regulation 33 of the SEBI (Listing Obligations and Disclosure Requirements) Regulations, 2015

TO THE BOARD OF DIRECTORS OF MANAKSIA LIMITED

1. We have reviewed the accompanying Statement of Standalone Unaudited Financial Results of Manaksia Limited ("the Company"), for the quarter ended 30th September, 2020 and for the period from 1st April 2020 to 30th September 2020, being submitted by the Company pursuant to requirement of Regulation 33 of the SEBI (Listing Obligations and Disclosure Requirements) Regulations, 2015, as amended.
2. This statement is the responsibility of the company's management and approved by the Board of Directors which has been prepared in accordance with the recognition & measurement principles laid down in the Indian Accounting Standard 34 "Interim Financial Reporting" ("Ind AS 34"), prescribed under Section 133 of the Companies Act, 2013 read with relevant Rules issued thereunder and other accounting principles generally accepted in India. Our responsibility is to issue a report on these financial statements based on our review.
3. We conducted our review in accordance with the Standard on Review Engagements (SRE) 2410, "Review of Interim Financial Information performed by the Independent Auditor of the Entity" issued by the Institute of Chartered Accountants of India. This standard requires that we plan and perform the review to obtain moderate assurance as to whether the financial statements are free of material misstatement. A review is limited primarily to inquiries of company personnel and analytical procedures applied to financial data and thus provide less assurance than an audit. We have not performed an audit and accordingly, we do not express an audit opinion.
4. Based on our review conducted as above, nothing has come to our attention that causes us to believe that the accompanying Statement of Unaudited Standalone Financial Results prepared in accordance with applicable Indian Accounting Standards and other recognized accounting practices and policies, has not disclosed the information required to be disclosed in terms of Regulation 33 of the SEBI (Listing Obligations and Disclosure Requirements) Regulations, 2015, as amended, including the manner in which it is to be disclosed, or that it contains any material misstatement.



For S K AGRAWAL AND CO

Chartered Accountants

Firm Registration No.-306033E

Hemant Kumar Lakhota

Hemant Kumar Lakhota

(Partner)

Membership No. 068851

Place: Kolkata

Dated: 10th November, 2020

UDIN - 20068851AAAAJW6091

Branch Office : C/o. SKN INDUSTRIAL HOUSE, 320, SHYAMSHANTI MARKET, 3RD FLOOR, ROOM NO. 160, AJMERI GATE, DELHI-110 006, PH. : 9811109505
A701, EXPRESS ZONE BUILDING, WESTERN EXPRESS HIGHWAY, GORGAON EAST (NEAR OBEROI MALL) MUMBAI - 400 063

HIG-2/121, SATYASI ENCLAVE, KHANDAGIRI, BHUBANESWAR, ORISSA-751 030

488/2, ADARSH NAGAR, DURGA MANDIR ROAD, HIRAPUR, DHANBAD - 826 001, ☎ : 94301 36226

591, MITRA COMPOUND, BORING ROAD, PATNA-800 001, ☎ : 99035 90022



S K AGRAWAL AND CO

Chartered Accountants
Firm Registration No. 306033E

SUITE NOS : 606-608
THE CHAMBERS, OPP. GITANJALI STADIUM
1865, RAJDANGA MAIN ROAD, KASBA
KOLKATA - 700 107
PHONE : 033-4008 9902 / 9903 / 9904
FAX : 033-40089905, Website : www.skagrwal.co.in

Independent Auditor's Review Report on consolidated unaudited quarterly financial results of the Company Pursuant to the Regulation 33 of the SEBI (Listing Obligations and Disclosure Requirements) Regulations, 2015

TO THE BOARD OF DIRECTORS OF MANAKSIA LIMITED

1. We have reviewed the accompanying Statement of Consolidated Unaudited Financial Results of Manaksia Limited ("the Parent") and its subsidiaries (the Parent and its subsidiaries together referred to as "the Group") for the quarter ended 30th September, 2020 and for the period from 1st April 2020 to 30th September 2020, being submitted by the Parent pursuant to requirement of Regulation 33 of the SEBI (Listing Obligations and Disclosure Requirements) Regulations, 2015, as amended.
2. This Statement, which is the responsibility of the Parent's Management and approved by the Parent's Board of Directors, has been prepared in accordance with the recognition and measurement principles laid down in Indian Accounting Standard 34 "Interim Financial Reporting" ("Ind AS 34"), prescribed under Section 133 of the Companies Act, 2013, and other accounting principles generally accepted in India. Our responsibility is to express a conclusion on the Statement based on our review.
3. We conducted our review of the Statement in accordance with the Standard on Review Engagements (SRE) 2410 "Review of Interim Financial Information Performed by the Independent Auditor of the Entity", issued by the Institute of Chartered Accountants of India. A review of interim financial information consists of making inquiries, primarily of persons responsible for financial and accounting matters, and applying analytical and other review procedures. A review is substantially less in scope than an audit conducted in accordance with Standards on Auditing and consequently does not enable us to obtain assurance that we would become aware of all significant matters that might be identified in an audit. Accordingly, we do not express an audit opinion.

We also performed procedures in accordance with the circular issued by the SEBI under Regulation 33 (8) of the SEBI (Listing Obligations and Disclosure Requirements) Regulations, 2015, as amended, to the extent applicable.

4. The Statement includes the results of the following entities:
 - a) Manaksia Limited
 - b) MINL Limited
 - c) Dynatech Industries Ghana Limited
 - d) Jebba Paper Mills Limited
 - e) Manaksia Ferro Industries Limited
 - f) Manaksia Overseas Limited
 - g) Mark Steels Limited





S K AGRAWAL AND CO

Chartered Accountants

Firm Registration No. 306033E

SUITE NOS : 606-608

THE CHAMBERS, OPP GITANJALI STADIUM

1865, RAJDANGA MAIN ROAD, KASBA

KOLKATA - 700 107

PHONE : 033-4008 9902/9903/9904

FAX : 033-40089905, Website : www.skagrawal.co.in

5. Based on our review conducted and procedures performed as stated in paragraph 3 above nothings has come to our attention that causes us to believe that the accompanying Statement, prepared in accordance with the recognition and measurement principles laid down in the aforesaid Indian Accounting Standard and other accounting principles generally accepted in India, has not disclosed the information required to be disclosed in terms of Regulation 33 of the SEBI (Listing Obligations and Disclosure Requirements) Regulations, 2015, as amended, including the manner in which it is to be disclosed, or that it contains any material misstatement.
6. We did not review the interim financial statements / financial information / financial results of two subsidiaries included in the consolidated unaudited financial results, whose interim financial statements / financial information / financial results reflect total assets of Rs.97,276.85 lakhs as at 30th September 2020, total revenue of Rs.20,259.57 lakhs and Rs.35,726.47 lakhs , total net profit/(loss) after tax of Rs.1,998.63 lakhs and Rs.3,318.87 lakhs and total comprehensive income/(loss) of Rs.1,999.74 lakhs and Rs.3,323.22 lakhs for the quarter ended 30th September, 2020 and for the period from 1st April 2020 to 30th September 2020, as considered in the consolidated unaudited financial results. These interim financial statements / financial information / financial results have been reviewed by other auditors whose reports have been furnished to us by the Management and our conclusion on the Statement, in so far as it relates to the amounts and disclosures included in respect of these subsidiaries, is based solely on the reports of the other auditors and the procedures performed by us as stated in paragraph 3 above. Our conclusion on the Statement is not modified in respect of the above matter.
7. The consolidated unaudited financial results includes the interim financial statements/ financial information/ financial results of one subsidiary which have not been reviewed/audited by their auditor, whose interim financial statements/ financial information/ financial results reflect total assets of Rs.853.84 lakhs as at 30th September 2020, total revenue of Rs.52.93 lakhs and Rs.381.22 lakhs, total net profit/ (loss) after tax of Rs.(41.17) lakhs and Rs.(25.87) lakhs and total comprehensive income/(loss) of Rs.(41.17) lakhs and Rs.(25.87) lakhs, for the quarter ended 30th September, 2020 and for the period from 1st April 2020 to 30th September 2020, as considered in the consolidated unaudited financial results. According to the information and explanations given to us by the Management, these interim financial statements / financial information / financial results are not material to the Group. Our conclusion on the Statement is not modified in respect of the above matter.

Place: Kolkata

Dated: 10th November, 2020



For S K AGRAWAL AND CO

Chartered Accountants

Firm Registration No.-306033E

Hemant Lakhotia

Hemant Kumar Lakhotia

(Partner)

Membership No. 068851

UDIN -

20068851AAAAJV1519

MANAKSIA LIMITED

Corporate Identity Number: L74950WB1984PLC038336

Registered office : 6 Lyons Range, Mezzanine Floor, North West Corner, Kolkata - 700001


E-mail: info@manaksia.com, Website: www.manaksia.com

Phone: +91-33-2231 0050 Fax: +91-33-2230 0336

STATEMENT OF UNAUDITED FINANCIAL RESULTS FOR THE QUARTER AND HALF YEAR ENDED 30TH SEPTEMBER 2020

(Rs. in Lacs)

Standalone						Particulars	Consolidated					
QUARTER ENDED			HALF YEAR ENDED		YEAR ENDED		QUARTER ENDED			HALF YEAR ENDED		YEAR ENDED
30th September 2020	30th June 2020	30th September 2019	30th September 2020	30th September 2019	31st March 2020		30th September 2020	30th June 2020	30th September 2019	30th September 2020	30th September 2019	31st March 2020
Unaudited	Unaudited	Unaudited	Unaudited	Unaudited	Audited		Unaudited	Unaudited	Unaudited	Unaudited	Unaudited	Audited
400.20	504.28	654.64	904.48	1,712.18	3,631.45	1. Revenue						
-	-	2,678.00	-	2,678.00	7,117.64	(a) Revenue from Operations	23,854.46	17,150.07	17,646.58	41,004.53	42,860.52	85,608.95
81.04	71.54	102.22	152.58	199.25	345.40	(b) Other Income	-	-	-	-	-	-
						(i) Dividend Income from Subsidiary	-	-	-	-	-	-
						(ii) Other Income	812.75	607.69	1,933.85	1,420.44	3,689.51	6,322.20
481.24	575.82	3,434.86	1,057.06	4,589.43	11,094.49	Total Revenue	24,667.21	17,757.76	19,580.43	42,424.97	46,550.03	91,931.15
-	-	-	-	-	-	2. Expenses						
392.00	479.94	620.22	871.94	1,653.23	3,477.52	(a) Cost of materials consumed	14,854.88	10,709.77	10,823.73	25,564.65	27,744.63	56,540.54
0.77	-	3.86	0.77	3.86	10.04	(b) Purchase of Stock in Trade	392.00	168.23	796.88	560.23	2,057.75	3,072.09
97.12	86.78	100.58	183.90	198.70	446.52	(c) Changes in inventories of finished goods, work-in-progress and stock-in-trade	1,442.72	534.21	671.23	1,976.93	1,056.85	2,068.13
6.76	1.24	0.14	8.00	1.15	7.80	(d) Employee benefits expense	1,068.13	977.97	1,105.22	2,046.10	2,142.09	4,519.86
8.42	8.37	7.77	16.79	14.93	37.49	(e) Finance Costs	145.24	86.73	131.75	231.97	317.01	599.91
100.85	156.94	165.66	257.80	283.82	541.24	(f) Depreciation and amortisation expense	769.22	896.46	1,070.28	1,665.68	2,146.33	4,177.82
605.93	733.27	898.23	1,339.20	2,155.69	4,520.61	(g) Other expenses	2,883.22	2,617.48	3,069.71	5,500.70	6,168.82	12,188.08
						Total Expenses	21,555.41	15,990.85	17,668.80	37,546.26	41,633.48	83,166.43
(124.69)	(157.45)	2,536.63	(282.14)	2,433.74	6,573.88	3. Profit/(Loss) from ordinary activities before tax (1-2)	3,111.80	1,766.91	1,911.63	4,878.71	4,916.55	8,764.72
-	-	480.00	-	480.00	1,280.00	4. Tax expense						
(0.12)	(0.09)	(5.77)	(0.21)	10.24	15.87	(a) Current Tax	880.78	513.12	628.05	1,393.90	1,018.67	2,773.40
-	-	-	-	-	-	(b) Deferred Tax	(30.13)	36.32	(52.00)	6.19	417.95	(117.81)
(124.57)	(157.36)	2,062.40	(281.93)	1,943.50	5,278.01	(c) Short/(Excess) Provision for Taxation for Earlier Years	-	-	4.32	-	4.32	4.40
						5. Net Profit/(Loss) for the period (3-4)	2,261.15	1,217.47	1,331.26	3,478.62	3,475.61	6,104.73
						6. Other Comprehensive Income (After Tax)						
-	-	-	-	-	(4.43)	6.1 (i) Items that will not be reclassified subsequently to profit or loss						
						(a) Remeasurement Gains/ (Loss) on Post Employment Defined Benefit Plans	-	-	-	-	-	(9.86)
(0.18)	0.25	0.28	0.07	0.35	(0.16)	(b) Gains / (Losses) from Investments in Equity Instruments designated at FVTOCI	0.92	3.49	(3.59)	4.41	(2.27)	(26.16)
0.06	(0.10)	(0.08)	(0.04)	(0.08)	1.80	(ii) Tax on Items that will not be reclassified subsequently to Profit and Loss	0.06	(0.10)	(0.08)	(0.04)	(0.08)	8.53
-	-	-	-	-	-	6.2 Items that will be reclassified subsequently to profit or loss						
(124.69)	(157.21)	2,062.60	(281.90)	1,943.77	5,275.22	(a) Foreign Currency Translation Reserve	(6,507.40)	785.11	778.51	(5,722.29)	939.27	(8,322.95)
						7. Total Comprehensive Income for the period (5+6)	(4,245.27)	2,005.97	2,106.10	(2,239.30)	4,412.53	(2,245.71)
						8. Of the Total Comprehensive Income above:						
						(a) Profit for the year attributable to:						
						(i) Owners of the parent	2,139.73	1,199.86	1,298.19	3,339.59	3,414.28	5,860.46
						(ii) Non-controlling interests	121.42	17.61	33.07	139.03	61.33	244.27
						(b) Total comprehensive income attributable to:						
						(i) Owners of the parent	4,366.69	1,988.36	2,073.03	(2,378.33)	4,351.20	(2,491.20)
						(ii) Non-controlling interests	121.42	17.61	33.07	139.03	61.33	245.49
130.68	1310.68	1310.68	1310.68	1310.68	1310.68	9. Paid-up Equity Share Capital (Face Value per share: Rs 2/-)	1310.68	1310.68	1310.68	1310.68	1310.68	1310.68
					9,690.94	10. Other Equity as per Balance Sheet of the previous accounting year						94,595.90
(0.19)	(0.24)	3.15	(0.43)	2.97	8.05	11. Earnings per share (of Rs 2/- each) (Not annualised)						
						Basic and Diluted	3.45	1.86	2.03	5.31	5.30	9.32




(Signature)

MANAKSIA LIMITED
Unaudited Segmentwise Revenue, Result, Assets and Liabilities
For the quarter and half year ended 30th September 2020

(Rs. in Lacs)

Standalone						Consolidated						
QUARTER ENDED			HALF YEAR ENDED		YEAR ENDED	Particulars	QUARTER ENDED			YEAR ENDED		
30th September 2020	30th June 2020	30th September 2019	30th September 2020	30th September 2019	31st March 2020		30th September 2020	30th June 2020	30th September 2019	30th September 2020	30th September 2019	31st March 2020
Unaudited	Unaudited	Unaudited	Unaudited	Unaudited	Audited		Unaudited	Unaudited	Unaudited	Unaudited	Unaudited	Audited
400.02	504.28	570.64	904.30	1,587.06	3,493.24	Segment Revenue (Net of Taxes)						
						a) Metal Products	20209.27	14329.48	14727.42	34538.75	36,884.85	74,284.20
0.18	-	84.00	0.18	125.12	138.21	b) Packaging Products	3645.01	2820.59	2915.89	6465.60	5,971.11	11,307.09
400.20	504.28	654.64	904.48	1712.18	3631.45	c) Others	0.18	3.27	0.18	4.56	17.66	
						Total	23854.46	17150.07	17646.58	41004.53	42860.52	85608.95
400.20	504.28	654.64	904.48	1712.18	3631.45	Less : Inter Segment Revenue	-	-	-	-	-	-
						Net Segment Revenue	23854.46	17150.07	17646.58	41004.53	42860.52	85608.95
						Segment Results						
						Segment Results (Profit+)/Loss(-) before Interest & Tax) :						
1.23	20.35	5.30	21.58	9.97	108.46	a) Metal Products	2109.00	1007.76	220.22	3116.76	1,684.31	3,241.85
						b) Packaging Products	542.42	491.32	193.55	1033.74	440.25	897.82
(0.63)	(0.02)	7.08	(0.65)	17.82	(5.43)	c) Others	(0.63)	(0.02)	(8.30)	(0.65)	(11.18)	(34.43)
0.60	20.33	12.38	20.93	27.79	103.03	Total	2650.79	1499.06	405.47	4149.85	2113.38	4105.24
60.27	53.43	59.82	113.70	123.41	181.16	Add : Interest Income	768.38	562.02	1785.02	1330.40	3379.05	6069.96
6.76	1.24	0.14	8.00	1.15	7.80	Less : Interest Expenses	145.24	86.73	131.75	231.97	317.01	599.91
54.11	72.52	72.06	126.63	150.05	276.39	Dividend income from Subsidiary Company	3273.93	1974.35	2058.74	5248.28	5175.42	9575.29
		(2,678.00)	-	(2678.00)	(7117.64)	Less : Other un-allocable expenditure net of un-allocable (income)	162.13	207.44	147.11	369.57	258.87	810.57
178.80	229.97	213.43	408.77	394.31	820.15	Total Profit/(Loss) before Tax	3111.80	1766.91	1911.63	4878.71	4916.55	8764.72
(124.69)	(157.45)	2536.63	(282.14)	2433.74	6573.88	Segment Assets						
388.39	726.32	440.51	388.39	440.51	399.15	a) Metal Products	57,267.62	76,755.61	65,447.84	57267.62	65,447.84	75,114.42
7.58	8.60	185.00	7.58	185.00	10.48	b) Packaging Products	7,177.16	7,835.94	7,840.46	7177.16	7,840.46	8,570.70
10,484.85	10,579.58	14120.96	10484.85	14,120.96	10,735.00	c) Others	7.58	8.60	87.97	7.58	87.97	10.48
						d) Investments, Unallocable and Projects in Progress	45,203.26	31,425.00	55,672.53	45203.26	55,672.53	29,203.28
10880.82	11314.50	14746.47	10880.82	14746.47	11144.63	Total	109655.62	116025.15	129048.80	109655.62	129048.80	112898.88
						Segment Liabilities						
1.61	314.96	43.16	1.61	43.16	2.53	a) Metal Products	11,221.12	13,305.60	15,856.13	11221.12	15,856.13	12,492.41
0.10	0.10	65.76	0.10	65.76	0.10	b) Packaging Products	2,915.51	2,959.45	2,434.54	2915.51	2,434.54	2,638.85
159.39	155.00	86.30	159.39	86.30	140.38	c) Others	0.10	0.10	65.76	0.10	65.76	0.10
						d) Investments, Unallocable and Projects in Progress	159.57	155.18	(448.23)	159.57	(448.23)	166.24
161.10	470.06	195.22	161.10	195.22	143.01	Total	14296.30	16420.33	17908.20	14296.30	17908.20	15297.60




[Handwritten Signature]

MANAKSIA LIMITED

Registered office : 6 Lyons Range, Mezzanine Floor, North West Corner, Kolkata - 700001
Statement of Assets and Liabilities

(Rs. in Lacs)

Standalone			Consolidated	
As at 30th September 2020	As at 31st March 2020		As at 30th September 2020	As at 31st March 2020
Unaudited	Audited		Unaudited	Audited
		Assets		
		Non-current assets		
185.26	195.07	(a) Property, plant and equipment	17,860.91	19,951.10
-	-	(b) Capital Work in Progress	274.05	361.05
4.01	5.52	(c) Other Intangible Assets	4.01	5.52
38.95	43.62	(d) Right of Use Assets	904.21	978.92
		(e) Financial Assets		
3,670.12	3,670.04	(i) Investments	91.74	71.40
37.82	37.64	(ii) Loans	37.82	37.72
571.24	-	(iii) Other Financial Assets	571.24	9.27
-	-	(f) Other Non-current assets	6,218.76	6,687.31
25.85	25.68	(g) Deferred Tax Assets	96.51	103.97
4,533.25	3,977.57		26,059.25	28,206.26
		Current assets		
-	0.77	(a) Inventories	8,142.72	15,918.39
		(b) Financial Assets		
50.07	151.00	(i) Investment	39,077.58	23,765.16
316.85	415.37	(ii) Trade receivables	5,983.03	7,084.42
57.09	1,089.51	(iii) Cash and Cash equivalents	19,916.88	15,959.49
1,040.72	543.96	(iv) Other Bank balances	1,167.86	726.24
3,456.84	3,556.84	(v) Loans	6,128.76	4,824.96
429.07	344.56	(vi) Other Financial Assets	476.51	380.56
279.57	288.67	(c) Other Current Assets	2,703.03	16,033.40
717.36	776.38	(d) Current Tax Assets (Net)	-	-
6,347.57	7,167.06		83,596.37	84,692.62
10,880.82	11,144.63	Total	1,09,655.62	1,12,898.88
		Equity and Liabilities		
		Equity		
1,310.68	1,310.68	(a) Equity Share Capital	1,310.68	1,310.68
9,409.04	9,690.94	(b) Other Equity	92,217.33	94,595.90
10,719.72	11,001.62		93,528.01	95,906.58
-	-	Non Controlling Interest	1,831.31	1,694.70
10,719.72	11,001.62		95,359.32	97,601.28
		Liabilities		
		Non-current Liabilities		
		(a) Financial Liabilities		
-	-	(i) Borrowings	12.91	14.60
30.05	33.37	(ii) Lease Liabilities	30.05	33.37
25.27	25.27	(b) Provisions	164.55	163.55
-	-	(c) Deferred Tax Liabilities	4,165.98	4,635.98
55.32	58.64		4,373.49	4,847.50
		Current Liabilities		
		(a) Financial Liabilities		
-	-	(i) Borrowings	3,050.85	1,293.79
19.59	11.94	(ii) Trade Payables	5,515.91	7,496.97
10.92	10.92	(iii) Lease Liabilities	10.92	10.92
56.68	42.86	(iv) Other financial liabilities	161.86	540.37
12.57	12.63	(b) Other Current Liabilities	445.94	513.41
6.02	6.02	(c) Provisions	6.02	6.02
-	-	(d) Current Tax Liabilities (Net)	731.31	588.62
105.78	84.37		9,922.81	10,450.10
10,880.82	11,144.63	Total	1,09,655.62	1,12,898.88




[Handwritten signature]

MANAKSIA LIMITED
Statement of Unaudited Cash Flows for the Half year ended 30th September 2020

(Rs. in Lacs)

Standalone		PARTICULARS	Consolidated	
Half year ended			Half year ended	
30th September 2020	30th September 2019		30th September 2020	30th September 2019
Unaudited	Unaudited		Unaudited	Unaudited
		A: CASH FLOW FROM OPERATING ACTIVITIES:		
(282.14)	2,433.74	Net Profit / (Loss) before Tax :	4,878.71	4,916.55
		Adjustment for:		
16.79	14.93	Depreciation/ Amortisation	1,665.68	2,146.33
8.00	1.15	Finance Cost	231.97	317.01
(113.70)	(123.41)	Interest Income	(1,330.40)	(3,379.05)
-	(2,678.00)	Dividend Received from Subsidiary	-	-
(2.37)	(43.96)	(Gain)/ Loss from Non Current Investment	(0.35)	(0.16)
(0.59)	-	(Gain)/ Loss from Current Investment	(41.39)	(61.98)
109.20	23.91	Profit on Sale of PPE	(0.59)	-
(264.81)	(371.64)	Sundry Balances Written off	109.20	23.91
		Operating Profit before Working Capital Changes	5,512.83	3,962.61
		Adjustments for:		
98.27	2,128.38	(Increase)/Decrease in Non-Current/Current Financial and other Assets	14,890.93	4,424.09
0.77	3.86	(Increase)/Decrease in Inventories	7,775.67	2,222.17
21.41	(1,470.75)	Increase/ (Decrease) in Non-Current/Current Financial and Other Liabilities	(2,426.04)	(1,944.21)
(144.36)	289.85	Cash Generated from Operations	25,753.39	8,664.66
59.02	(226.81)	Direct Taxes Paid	(1,251.21)	(1,677.13)
(85.34)	63.04	Net Cash Flow from Operating Activities	24,502.18	6,987.53
		B: CASH FLOW FROM INVESTING ACTIVITIES:		
(1.00)	(24.21)	Purchase of PPE and change in Capital work in progress	(375.18)	(720.31)
0.79	-	Sale of PPE	0.79	-
29.19	11.21	Interest Received	1,234.45	3,266.85
-	2,678.00	Dividend Received from Subsidiary	-	-
(571.32)	-	Sale proceeds/(Purchase) of Non Current Investments (Net)	(581.96)	35.64
(393.39)	(3,540.63)	Sale proceeds/(Purchase) of Current Investments (Net)	(15,708.24)	(8,299.85)
(0.00)	(80.95)	(Increase)/Decrease in Current and Non Current Loan Given	(1,403.72)	(740.15)
(935.73)	(956.58)	Net Cash Flow from Investing Activities	(16,833.86)	(6,457.82)
		C: CASH FLOW FROM FINANCING ACTIVITIES:		
-	-	(Repayment of) / Proceeds from Borrowings (Net)	1,755.37	(62.56)
(3.32)	-	Repayment of Principal portion of lease liabilities	(3.32)	-
(2.14)	-	Repayment of interest portion of lease liabilities	(2.14)	-
(5.86)	(1.15)	Interest Paid	(229.83)	(317.01)
(11.32)	(1.15)	Net Cash Flow from Financing Activities	1,520.08	(379.57)
		D: Change in Currency Fluctuation A/c arising on consolidation	(5,230.99)	939.27
(1,032.39)	(894.69)	E: Net Increase/(Decrease) in Cash and Cash Equivalents	3,957.42	1,089.41
1,089.51	944.87	Cash and Cash Equivalents at the beginning of the period	15,959.49	11,630.49
57.09	50.18	Cash and Cash Equivalents at the end of the period	19,916.88	12,719.90



S. K. Agrawal




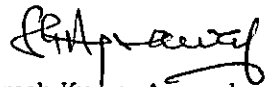
Notes

- 1 The Financial Results of the Company for the quarter and half year ended 30th September 2020 have been reviewed and recommended by the Audit Committee and approved by the Board of Directors of the Company in their meeting held on 10th November 2020. The Statutory Auditors of the Company have carried out Limited Review of these results and the results are being published in accordance with Regulation 33 of the SEBI (Listing Obligations and Disclosure Requirements) Regulations, 2015.
- 2 Reviewed Standalone and Consolidated Financial Results of the Company for the Quarter and half year ended 30th September, 2020 are available at the Company's website www.manaksia.com and websites of all Stock Exchanges, where the Equity shares of the Company are listed.
- 3 Comparative figures have been rearranged / regrouped / wherever necessary.
- 4 The COVID-19 pandemic has rapidly spread across the world as well as in India and has caused shutdown of the plant and all offices from March 24, 2020. The Group has resumed operations in a phased manner in line with the directives of the respective local government. The Group's management has made initial assessment of likely adverse impact on business, and believes that the impact is likely to be from short to medium term in nature. The management does not see long term risks in the Group's ability to continue as a going concern and meeting its liabilities as and when they fall due. The Management has also evaluated the recoverability of receivables and realisability of inventory on hand based on subsequent realisations and customer orders respectively. However, given the uncertainties associated with the eventual outcome, nature and duration of the pandemic, the impact may be different from that estimated as on the date of approval of these financial statements.

Place : Kolkata
Dated : 10-11-2020

For and or Behalf of the Board of Directors




Suresh Kumar Agrawal
Managing Director
DIN- 00520769