



6<sup>th</sup> September, 2019

To, The Manager, Department of Corporate Services, BSE Ltd., Phiroze Jeejeebhoy Towers, Dalal Street, Fort, Mumbai-400001. Scrip Code : 533080	To, The Manager, National Stock Exchange of India Limited, Exchange Plaza, Bandra Kurla Complex, Bandra (E), Mumbai-400051. Ref: MOLDTKPAC - EQ
--	---


Dear Sir,

**Sub: Annual Report for the financial year 2018-19 under Regulation 34 of SEBI (Listing Obligations and Disclosure Requirements) Regulation, 2015.**

Pursuant to Regulation 34 of SEBI (Listing Obligations and Disclosure Requirements) Regulation, 2015, please find enclosed the Annual Report for the financial year 2018-19.

This is for your information and records.

Thanking you,  
For MOLD-TEK PACKAGING LIMITED

  
Thakur Vishal Singh  
(Company Secretary)



THE POWER OF PACKAGING  
**UNLEASHED!**

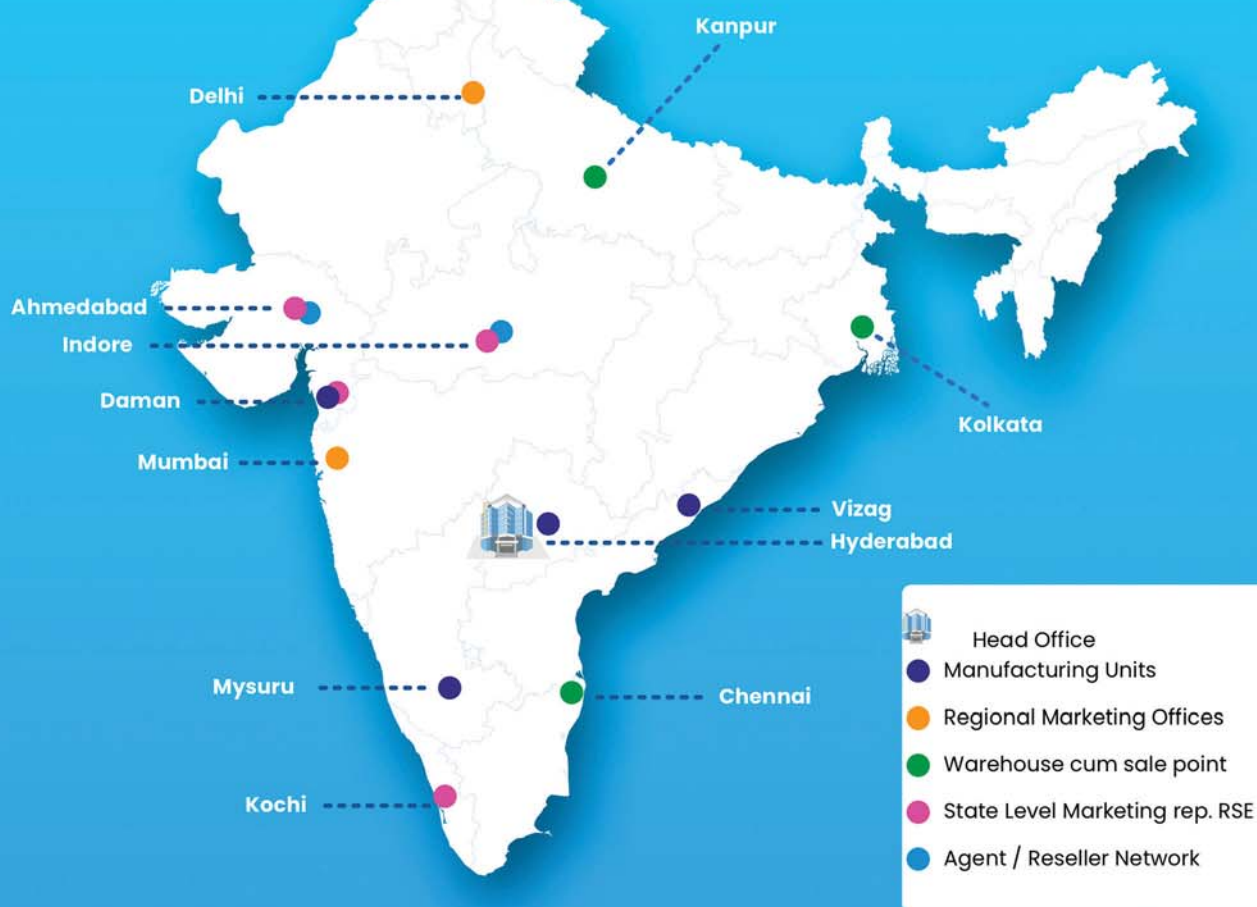


**MOLD-TEK**  
Packaging Limited

*...Weathering the Storms*

**ANNUAL REPORT  
2019**

## OUR PAN INDIAN OUT-REACH



## Table of Contents

Chairman's Message	1	Independent Auditors Report	70
Growth Drivers	2	Balance Sheet	78
CSR Activity	3	Statement of Profit and Loss	79
Management Achievement	4	Cash Flow Statement	81
Corporate Information	5	Note Forming part of the Financial Statements	82
Five Years Performance Review	6	Consolidated Financial Statements	122
Notice of AGM	7	Form No. MGT-12	171
Board's Report	17	Proxy Form	173
Management Discussion & Analysis	48	Attendance Slip	175
Report on Corporate Governance	51	Route Map	177



*In Pursuit of perfection*



# From the desk of Chairman



J. Lakshmana Rao CMD

Dear Shareholders,

I am happy to announce the previous FY 2018-19 performance and our robust growth plans for the coming years. Multi-dimensional growth in the form of geographical & capacity expansion, new industry-targeted packs & custom packs for few MNCs has resulted in a good start for the new financial year 2019-2020.

Paints segment continue to grow reasonably well, but Food & FMCG segment leads the growth chart. In FY 19, we saw a volume growth of 11.5% overall, with F & F Segment contributing around 21% of the overall sales. Our edible oil pack won the prestigious SIES Award "Tamper Evidence & Leak Proof Pack with IML Decoration" and is validated by CIPET for packing edible oil. The Food & FMCG sales grew rapidly by 57% from 2180 Tons to 3424 Tons.

In FY 18-19 our Company showed a decent performance with a growth in volume by 11.5%. EBIDTA up by 14% and Net Profit after tax is up by 15%. EPS has increased from 10.05 in FY 18 to 11.53 in FY 19.

Factors like stagnant economic conditions, delay in paint companies shifting into plastic pails, price consciousness & Iran trade embargo resulted in low capacity utilization of our RAK plant. Hence the Board of Directors decided to wind-up operations at the RAK unit and shift the capacities back to India to meet the increasing Food and FMCG packaging demand. Our Edible oil pack sales have more than doubled in volumes and expected to grow further in FY 19-20 too. The machines and robots from RAK were put to use to enhance our Edible oil pack sales in both our Hyderabad and Daman Units. At the same time, major UAE customers (Total and Shell) are retained and will be catered as exports from India.

The new plants at Mysuru and Vizag are gradually picking up production, with around 50% capacity utilization, as of now. This will add 2500-3000 MT to sales volume in FY 20. Orders from some major companies like Britannia, Goodricke, Lion Dates, Haldiram, Arun Ice creams & Emami in Food and FMCG are bagged and supplies started during the last few months. Our new Ice cream packs launched only last year, captured 4 out of top 5 ice cream brands. Other than these big ones, we managed to develop over 15 clients in SME Ice cream space for our new packs. We have successfully launched new twist packs with a unique attractive shape for usage in ghee, confectionaries, sweets, pickles etc. These packs range from 50 ml to 1000 ml size variants.

HUL's launch of Kwaliti walls family pack containers was a major success this year. Major players in edible oil industry have started preferring our Q packs and we estimate the volumes to triple in the next financial year. We even launched a brand new 10 ltr Pack for Oil, Ghee, Vanaspati & Agro (seeds & fertilizers) industries to join our family of 5, 15 & 17 ltr packs. Several new products are under pilot stage of development for other MNCs, which may start yielding revenues in the next few quarters.

**"These initiatives will sharply increase our sales volumes in next 3-5 years"**

Mold-Tek's R&D division is working on "translucent containers" in thin wall with products interacting with decoration to bring the pack alive. Containers with oxygen and moisture barriers properties, functional packs with better re-use value, In-built spoon with peelable IML are some new innovations that add to our leadership position in IML products. We are working out on new designs to launch an all-new 100% tamper evident thin wall pack to cater to online food delivery giants and restaurants segment.

With uncertain economic conditions spreading over the horizon, agility and ability to change and provide new products that add value to our esteemed clients continue to be the major business philosophy of Mold-Tek.

Many strategic decisions on capacity building, capacity relocation, launching new products, buying land for future expansion, building a structured marketing division and expanding internal design studio were taken up in this year. We are confident that these future oriented steps will bear fruit in building up robust growth for the Company in the near future.



# Growth Drivers

## Edible Oil Packs



In Q-Packs, in addition to 26 customers of past, another 66 added this FY.

Total sale value of Rs. 31 Cr. Growth of 195%

Top 10 Customers Accounted for 70%.

## New Projects



Completed both Mysuru & Vizag projects as per schedule and started supplies

Mysuru unit supplied close to Rs. 2 Cr. worth during last Q4 of 18-19

This year estimated revenues to be 30+ Cr. & 20+ Cr. respectively.

## New Products



The newly launched multi-purpose Twist packs with bottom Square and top round have been received well in the market place

These are family packs starting from 50, 100, 200, 500 & upto 1000ML

For HUL, we designed & developed new 700 ml Pack in record time.

# Our Core Competencies



Market Leaders in Rigid Plastic Packaging



Operational Excellence



Diversified Geographic Presence



World-class Research & Development



100% Backward Integration

# Our New Clients



Successfully launched Kwality Wall's 700 ml Family Pack & expanding into other sizes.

Launched our 5 ltr Q packs & has potential to expand 10 - fold

Now exporting to 3 countries.



# CORPORATE SOCIAL RESPONSIBILITY



When you have worked hard, and done well, and walked through that door way of opportunity, you do not slam it shut behind you, reach back to the society and give other folks the same chances that helped you succeed.

We at Mold-Tek, believe that education is a stepping stone to dream, learn, explore, grow and achieve things in life. With this vision and urge to give back, we have been helping various schools across Telangana and Andhra Pradesh, to provide good environment at schools. In this way we are trying to open a door of opportunity for these future leaders and entrepreneurs.



## Solar Panels

Mold-Tek Installed Solar Panel in K.K Acedemy, for for Electricity to School Students at Lucknow.



## Scholarships

Mold-Tek provided Scholarships to Merit Students in Telangana & Kerala, & Bangalore.



## Chairs & Benches

Mold-Tek provided Chairs, Benches & Almra to various Schools in Andhra Pradesh.



## Multimedia Devices

Mold-Tek provided Multimedia Display Devices to Velugu Society in Chittoor Dist. of Andhra Pradesh.



## Storage Lockers

Mold-Tek provided Almaras & Lockers to Jannumahanti Bangarayya Municipal Corporation Primary School at Innespet, Rajahmundry, Andhra Pradesh.



## Vedic Education

Mold-Tek provided contribution to Vedic Students for Vedic Education & Knowledge at Hyderabad, Telangana.

## School Building Inaguration

Near Unit-2, Dundigal, Medchal Dist., TS

## Constructed New School Building

at Mahavashi Village, Khandala, Maharashtra





## AWARDS & ACHIEVEMENTS



5th January 2019, Mold-Tek received the **SIES SOP STAR Award 2018**, in Product Packaging for Tamper Evident & Leak\_Proof Square Packs with IML Decoration.

The SIES School of Packaging has instituted the SOP STAR AWARD in 2017 to recognize the R&D efforts of the industry in developing newer materials, forms, process, machinery and technology in the field of packaging.

"Best Product & Process Quality Award" received from Castrol

"The Best Vendor Award" received from BPCL

"Green Channel Recognition" by Asian Paints Limited

### 2017-2018

17th Nov, 2017 - Mold-Tek has received Dun & Bradstreet-RBL Bank SME Business Excellence Award 2017, in Mid-Corporate segment for excellence in the Plastic & Plastic Product sector.

Dun & Bradstreet's ME Business Excellence Awards, felicitate the best performing SMEs of India. With this objective in mind, Dun & Bradstreet in association with RBL Bank limited launched an awards initiative to recognize and felicitate SMEs, who have demonstrated exemplary performance in their respective fields.

### 2016-2017

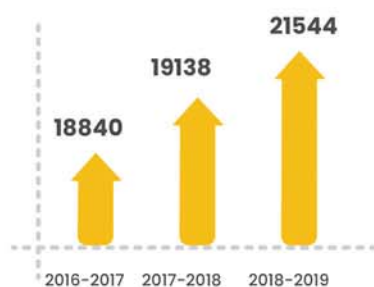
INDIASTAR - 2017 Award for our "Rotolock" container in collaboration with MTR Foods Private Limited. Achievement of this award for second time shows our innovative spirit and strengthens our leadership position in Indian Packaging Industry. INDIASTAR Award is National Award for Excellence in Packaging which is held in a great esteem in India.

### 2015-2016

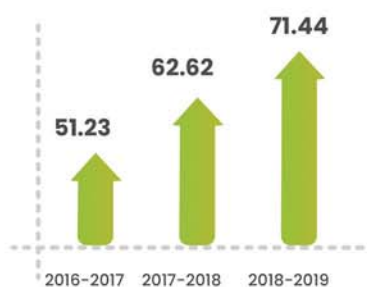
Two awards that our company bagged are the Asian Paints PACON - PACON 2016 for Winnovation and 3rd Rank in plastic category in PACON - 2016-2017.

## Mold-Tek Progress

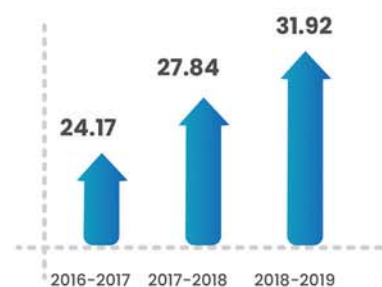
### SALES VOLUME IN TONS



### EBIDTA IN CR.



### PAT IN CR.



## CORPORATE INFORMATION

### BOARD OF DIRECTORS

- Sri. J. Lakshmana Rao**, Chairman & Managing Director
- Sri. A. Subramanyam**, Deputy Managing Director
- Sri. P. Venkateswara Rao**, Deputy Managing Director
- Sri. Srinivas Madireddy**, Whole-time Director
- Smt. J. Mytraeyi**, Non-Executive Promoter Director
- Sri. T. Venkateswara Rao**, Non-Executive Independent Director
- Dr. N.V.N. Varma**, Non-Executive Independent Director
- Dr. Venkata Appa Rao Kotagiri**, Non-Executive Independent Director
- Sri. Eswara Rao Immaneni**, Non-Executive Independent Director

### CHIEF FINANCIAL OFFICER

A. Seshu Kumari

### COMPANY SECRETARY

Thakur Vishal Singh

### STATUTORY AUDITORS

M. Anandam & Co.  
Chartered Accountants  
7 'A', Surya Towers,  
Sardar Patel Road,  
Secunderabad-500 003

### INTERNAL AUDITORS

Praturi & Sriram  
Chartered Accountants  
3-6-220, Street No.15,  
Himayatnagar,  
Hyderabad - 500 029

### SECRETARIAL AUDITORS

Ashish Gaggar  
Company Secretary in Practice  
Flat No.201, IIInd Floor,  
Lake View Towers, Safari Nagar,  
Kothaguda, Kondapur,  
Hyderabad-500085

### LEGAL ADVISOR

M. Radhakrishna Murthy, Advocate  
Vidya Nagar,  
Hyderabad

### BANKERS

Citibank N.A.  
Yes Bank Limited  
ICICI Bank Limited  
HSBC Bank

### REGISTERED OFFICE

Plot # 700, Road No. 36,  
Jubilee Hills,  
Hyderabad - 500 033, Telangana  
Phone : +91 40 40300300  
Fax : +91 40 40300328  
E-mail : cs@moldteckpackaging.com

### REGISTRAR & SHARE TRANSFER AGENTS

M/s. XL Softech Systems Limited  
3, Sagar Society, Road No. 2,  
Hyderabad - 500 034  
Phone : +91 40 23545913/14/15  
Fax : +91 40 23553214  
Email : xlfield@gmail.com

### WORKS

#### Unit - I

Survey No. 54,55/A, 70,71 & 72,  
Near Air force Academy,  
Annaram Village,  
Gummadidala Mandal, Sanga Reddy District  
Telangana - 502 313

#### Unit - II

Survey No. 164/Part, Dommarapochampally  
Village, Gandimaisamma Dundigal Mandal,  
Medchal District, Telangana - 500 043

#### Unit - III

Survey No.160-A, 161-1, &161-5,  
Kund Falia, Behind Hotel Hilltop,  
Near Coastal Highway,  
Bhimpore, Nani Daman, Daman - 396 210

#### Unit - IV

Survey No. 79, Alinagar Village,  
Chetlapotharam Panchayat,  
Jinnaram Mandal, Sanga Reddy District  
Telangana - 502 313

#### Unit - V

Survey No.110/1A1, 110/1A2,  
Street No.1, Onnalvadi,  
Hosur, Krishnagiri District, Tamilnadu - 635125

#### Unit - VI

Shed No. D-17 & D-18,  
Survey No.283, Phase -1, APIIC,  
IDA Jeedimetla, Quthbullapur Mandal,  
Medchal District, Telangana - 500 055

#### Unit - VII

GAT No.656,  
Khandala - Lonand Road,  
Mhavashi Village, Dhawad Wadi, Khandala  
Satara District, Maharashtra - 412 802

#### Unit - VIII

Mysore  
Plot No-94, SY No-186-P, 187-P, 193-P, 178-P,  
179-P, 116-P, Adakanahally Industrial, Hobli,  
Nanajangud Taluq, Mysore District,  
Karnataka - 571302

#### Unit - IX

Vizag  
Plot No.2A, SY No 251P, 255P,256P, 261P,IC-  
Pudi, Pudi Village, Rambilli Mandal,  
Visakhapatnam District,  
Andhra Pradesh - 531011

CIN: L21022TG1997PLC026542 | Website: [www.moldtekgroup.com](http://www.moldtekgroup.com)



## FIVE YEARS PERFORMANCE REVIEW (Standalone)

₹ Lakhs

Particulars	2018-19	2017-18	2016-17	2015-16	2014-15
Income from operations (excluding taxes)	39,408	33,946	30,080	26,846	27,728
<i>Growth rates (%)</i>	<i>16.09</i>	<i>12.85</i>	<i>12.05</i>	<i>(3.18)</i>	<i>12.47</i>
Other income	134	105	156	62	63
<b>NET INCOME</b>	<b>39,542</b>	<b>34,051</b>	<b>30,236</b>	<b>26,908</b>	<b>27,791</b>
<i>Growth rates (%)</i>	<i>16.13</i>	<i>12.62</i>	<i>12.37</i>	<i>(3.18)</i>	<i>12.50</i>
Materials cost	23,872	20,199	18,589	16,697	18,537
<i>% to Net income</i>	<i>60.37</i>	<i>59.32</i>	<i>61.48</i>	<i>62.05</i>	<i>66.70</i>
Over heads	8,342	7,400	6,304	5,585	5,172
<i>% to Net income</i>	<i>21.10</i>	<i>21.73</i>	<i>20.85</i>	<i>20.76</i>	<i>18.61</i>
<b>EBDITA</b>	<b>7,328</b>	<b>6,452</b>	<b>5,343</b>	<b>4,626</b>	<b>4,082</b>
<i>% to Net income</i>	<i>18.53</i>	<i>18.95</i>	<i>17.67</i>	<i>17.19</i>	<i>14.69</i>
Depreciation	1,473	1,184	992	850	823
Finance costs	709	411	231	98	725
Exceptional items	1,150	-	-	-	-
<b>PBT</b>	<b>3,996</b>	<b>4,857</b>	<b>4,120</b>	<b>3,678</b>	<b>2,534</b>
<i>% to Net income</i>	<i>10.11</i>	<i>14.26</i>	<i>13.63</i>	<i>13.67</i>	<i>9.12</i>
Taxes	1,586	1,688	1,431	1,268	847
<b>PAT</b>	<b>2,410</b>	<b>3,169</b>	<b>2,689</b>	<b>2,410</b>	<b>1,687</b>
<i>% to Net income</i>	<i>6.10</i>	<i>9.31</i>	<i>8.89</i>	<i>8.96</i>	<i>6.07</i>
<i>Growth rates (%)</i>	<i>(23.94)</i>	<i>17.85</i>	<i>11.58</i>	<i>42.86</i>	<i>86.00</i>
<i>Equity dividend (%)</i>	<i>80</i>	<i>80</i>	<i>72</i>	<i>65</i>	<i>40</i>
<i>Dividend payout (including tax)</i>	<i>1,335</i>	<i>1,335</i>	<i>1,199</i>	<i>1,083</i>	<i>664</i>
Equity	1,385	1,385	1,385	1,385	1,384
Other equity	16,963	15,918	13,323	11,729	10,130
<b>NETWORTH</b>	<b>18,348</b>	<b>17,303</b>	<b>14,708</b>	<b>13,114</b>	<b>11,514</b>
Net Fixed assets	19,585	12,939	10,040	8,951	7,432
Total assets	34,332	30,247	23,607	20,449	16,931
<b>MARKET CAPITALIZATION</b>	<b>71,494</b>	<b>89,859</b>	<b>63,959</b>	<b>38,863</b>	<b>29,465</b>
<b>KEY INDICATORS</b>					
Earnings per share (Face Value of ₹5) - (₹)	8.70	11.44	9.71	8.7	7.2
Turnover per share (Face Value of ₹5) - (₹)	142.80	122.97	109.19	97.17	100.39
Book Value per share (Face Value of ₹5)- (₹)	66.24	62.47	53.10	47.34	41.60
Dividend Pay-out ratio	55.39	42.13	44.59	44.94	39.36
Debt:Equity ratio	0.50 : 1	0.45 : 1	0.26 : 1	0.20 : 1	0.13 : 1

## NOTICE

NOTICE is hereby given that the 22<sup>nd</sup> Annual General Meeting of the Members of Mold-Tek Packaging Limited will be held on Monday, the **30<sup>th</sup> September, 2019, at 11:00 a.m. at Best Western Jubilee Ridge, Plot No. 38 & 39, Kavuri Hills, Road No. 36, Jubilee Hills, Hyderabad - 500 033, Telangana** to transact the following business:

### ORDINARY BUSINESS

1. To receive, consider and adopt the audited financial statements (including audited consolidated financial statements) for the financial year ended 31<sup>st</sup> March, 2019 and the Reports of the Directors and Auditors thereon.
2. To confirm the payment of interim dividend paid during the year and to declare final dividend on equity shares for the financial year ended 31<sup>st</sup> March, 2019.
3. To appoint a Director in place of Mr. P. Venkateshwara Rao, Deputy Managing Director (DIN: 01254851) who retires by rotation and being eligible, offers himself for re-appointment.
4. **Ratification of appointment of auditors:**

To ratify the appointment of auditors of the company, and to fix the remuneration payable to them up to the financial year ending as on 31<sup>st</sup> March, 2022, as may be determined by the Board of Directors in consultation with the auditors, and that such remuneration as may be agreed upon between the auditors and the Board of Directors.

Explanation: Under Section 139 of the Companies Act, 2013 ('the Act') and the Rules made thereunder, it is mandatory to rotate the statutory auditors on completion of the maximum term permitted under the said section. In line with the requirements of the Act, M. Anandam & Co., Chartered Accountants (Firm Registration No. 000125S) were appointed as the statutory auditors of the Company to hold office for a period of five consecutive years from the conclusion of the 20<sup>th</sup> Annual General Meeting of the Company held on 22<sup>nd</sup> September, 2017, till the conclusion of the 25<sup>th</sup> Annual General Meeting to be held in the year 2022, subject to ratification by shareholders at the general meeting or as may be necessitated by the Act from time to time. Accordingly, the appointment of M. Anandam & Co., Chartered Accountants is being placed before the shareholders for ratification.

**RESOLVED THAT** pursuant to Section 139, 142 and other applicable provisions of the Companies Act, 2013 and the Rules made thereunder, as amended from time to time, pursuant to the recommendations of the audit committee of the Board of Directors, and pursuant to the resolution passed by the members at the AGM held on 22<sup>nd</sup> September, 2017, the appointment of

M. Anandam & Co., Chartered Accountants (Firm Registration No. 000125S) as the auditors of the Company to hold office till the conclusion of the 25<sup>th</sup> AGM be and is hereby ratified and that the Board of Directors be and is hereby authorized to fix the remuneration payable to them up to the financial year ending as on 31<sup>st</sup> March, 2022, as may be determined by the audit committee in consultation with the auditors, and that such remuneration may be paid as may be agreed upon between the auditors and the audit committee / Board of Directors.

### SPECIAL BUSINESS

5. **To Re-appoint Mr. Talupunuri Venkateswara Rao (DIN: 00572657) as an Independent Non-Executive Director for a second term of five consecutive years, in terms of Section 149 of the Companies Act, 2013.**

To consider and if thought fit, to pass with or without modification(s), the following resolution as a Special Resolution:

**"RESOLVED THAT** pursuant to the provisions of Sections 149, 150, 152 and any other applicable provisions of the Companies Act, 2013 ("Act") and the Companies (Appointment and Qualification of Directors) Rules, 2014 (including any statutory modification(s) or re-enactment thereof for the time being in force) read with Schedule IV to the Act and Regulation 16(1) (b) of the SEBI (Listing Obligations and Disclosure Requirements) Regulations, 2015, Mr. Talupunuri Venkateswara Rao (DIN: 00572657), Independent Non- Executive Director of the Company who has submitted a declaration that he meets the criteria of independence as provided in Section 149(6) of the Act and Regulation 16 of the SEBI (Listing Obligations and Disclosure Requirements) Regulations, 2015, as amended from time to time and who is eligible for reappointment, consent of the Company be and is hereby accorded for re-appointment of Mr. Talupunuri Venkateswara Rao (DIN: 00572657) as an Independent Non- Executive Director of the Company to hold office for second term of five consecutive years w.e.f. 30<sup>th</sup> September, 2019 to 29<sup>th</sup> September, 2024 and whose office shall not be liable to retire by rotation."

6. **To Re-appoint Mr. Venkata Neeladri Varma Nadimpalli (DIN: 02861521) as an Independent Non-Executive Director for a second term of five consecutive years, in terms of Section 149 of the Companies Act, 2013.**



To consider and if thought fit, to pass with or without modification, the following resolution as a Special Resolution:

**“RESOLVED THAT** pursuant to the provisions of Sections 149, 150, 152 and any other applicable provisions of the Companies Act, 2013 (“Act”) and the Companies (Appointment and Qualification of Directors) Rules, 2014 (including any statutory modification(s) or re-enactment thereof for the time being in force) read with Schedule IV to the Act and Regulation 16(1) (b) of the SEBI (Listing Obligations and Disclosure Requirements) Regulations, 2015, Mr. Venkata Neeladri Varma Nadimpalli (DIN: 02861521), Independent Non-Executive Director of the Company who has submitted a declaration that he meets the criteria of independence as provided in Section 149(6) of the Act and Regulation 16 of the SEBI (Listing Obligations and Disclosure Requirements) Regulations, 2015, as amended from time to time and who is eligible for reappointment, consent of the Company be and is hereby accorded for re-appointment of Mr. Venkata Neeladri Varma Nadimpalli (DIN: 02861521) as an Independent Non-Executive Director of the Company to hold office for second term of five consecutive years w.e.f. 30<sup>th</sup> September, 2019 to 29<sup>th</sup> September, 2024 and whose office shall not be liable to retire by rotation.”

**7. Ratification of Reappointment of Mrs. J. Mytraeyi, Non-Executive Promoter Director (DIN:01770112).**

To consider and if thought fit, to pass with or without modification, the following resolution as a Special Resolution:

**“RESOLVED THAT** pursuant to the provisions of Sections 152 and other applicable provisions, if any, of the Companies Act, 2013 (“the Act”) and the Companies (Appointment and Qualification of Directors) Rules, 2014 and the amended regulation 17 (1A) of the Securities and Exchange Board of India (Listing Obligations and Disclosure Requirements) Regulations, 2015 (including any statutory modification(s) or re-enactment(s) thereof, for the time being in force), consent of the Company be and is hereby accorded towards the ratification of appointment of Mrs. J. Mytraeyi, (DIN:01770112), who was appointed as Non-Executive Promoter Director of the Company through retire by rotation in the 21<sup>st</sup> Annual General Meeting held on 29<sup>th</sup> September, 2018 with retrospective effect from 1<sup>st</sup> April, 2019 to continue and hold the office as Non-Executive Promoter Director on the Board of the Company.

**“RESOLVED FURTHER THAT** the Board of Directors of the Company be and is hereby authorized to do all such acts, deeds, matters and things as in its absolute discretion, it may consider necessary, expedient or desirable, and to settle any question, or doubt that

may arise in relation thereto in order to give effect to the foregoing resolution, or as may be otherwise considered by it to be in the best interest of the Company.”

**8. Appointment of Mr. Durga Sundeep Adivishnu to hold office or place of profit:**

To consider and, if thought fit, to pass, with or without modifications, the following resolution as an Ordinary Resolution:

**“RESOLVED THAT** pursuant to the provisions of Sections 188(1)(f) and other applicable provisions, if any, of the Companies Act, 2013 and rule 15 of the Companies (Meeting of Board and its Power) Rules 2014 as amended from time to time, the consent of the Company be and is hereby accorded for continuing to hold office or place of profit under the company by Mr. Durga Sundeep Adivishnu, Vice President, who is a relative of Mr. Subramanyam Adivishnu, Deputy Managing Director and A. Seshu Kumari, Chief Financial Officer with such designation and remuneration as board may decide from time to time, subject to monthly remuneration not exceeding ₹4,50,000 per month including all prerequisites with effect from 1<sup>st</sup> October, 2019.

**RESOLVED FURTHER THAT** Mr. Durga Sundeep Adivishnu shall also be entitled for reimbursement of actual entertainment, traveling, boarding, lodging expenses or any other expense incurred by him in connection with the Company’s business.

**RESOLVED FURTHER THAT** the Board of Directors of the Company be and are hereby authorized and empowered as and when they may determine and deem fit and proper, to revise the above terms of remuneration and to promote / re-designate him to higher grade(s) / scale(s) with all prerequisites, usual allowances, incentives, facilities and benefits as applicable to such grade(s) / scale(s) within the above limit of remuneration without requiring the Board to secure any further consent or approval of the members of the Company.

**RESOLVED FURTHER THAT** the Board of Directors of the Company be and are hereby authorised to take, perform and execute such further steps, acts, deeds and matters, as may be necessary, proper or expedient to give effect to this resolution.”

By Order of the Board  
for **MOLD-TEK PACKAGING LIMITED**



**J. LAKSHMANA RAO**

Chairman & Managing Director  
DIN:00649702

Hyderabad  
31<sup>st</sup> August, 2019

## NOTES

1. A MEMBER ENTITLED TO ATTEND AND VOTE AT THE MEETING IS ENTITLED TO APPOINT A PROXY TO ATTEND, AND, ON A POLL, TO VOTE INSTEAD OF HIMSELF/HERSELF AND SUCH PROXY NEED NOT BE A MEMBER OF THE COMPANY. THE PROXY IN ORDER TO BE EFFECTIVE SHOULD BE DULY STAMPED, COMPLETED AND SIGNED AND MUST BE DEPOSITED AT THE REGISTERED OFFICE OF THE COMPANY NOT LESS THAN 48 HOURS BEFORE THE TIME FOR HOLDING THE AFORESAID MEETING.  
A person can act as proxy on behalf of Members not exceeding fifty and holding in the aggregate not more than ten per cent of the total share capital of the Company carrying voting rights. A Member holding more than ten per cent of the total share capital of the Company carrying voting rights may appoint a single person as proxy and such person shall not act as proxy for any other person or shareholder.
2. During the period beginning 24 hours before the time fixed for the commencement of the meeting and ending with the conclusion of the meeting, Members would be entitled to inspect the proxies lodged, at any time during the business hours of the Company, provided not less than 3 days' written notice is given to the Company.
3. The Explanatory Statement pursuant to Section 102 of the Companies Act, 2013 in respect of Item No. 5-8 is annexed.
4. In terms of Articles of Association of the Company, Mr. P. Venkateshwara Rao, Deputy Managing Director (DIN: 01254851) retires by rotation at the ensuing Annual General Meeting and being eligible offers himself for re-appointment. Information about him, as stipulated under Securities and Exchange Board of India (Listing Obligations and Disclosure Requirements) Regulations, 2015 and Secretarial Standard-2, is contained in the statement annexed hereto as Annexure-I. The Board of Directors of the Company recommends the re-appointment of Mr. P. Venkateshwara Rao. He has furnished the requisite declarations for his re-appointment.
5. Members/Proxies should bring the enclosed Attendance Slip duly filled in for attending the meeting along with the copy of the Annual Report. Corporate members intending to send their authorized representatives to attend the meeting are requested to send a certified copy of Board Resolution authorizing their representatives to attend and vote on their behalf in the meeting. In case of joint holders attending the meeting, only such joint holder who is higher in the order of names will be entitled to vote.
6. Members who hold shares in dematerialized form are requested to write their Client ID and DP ID numbers and those who hold shares in physical form are requested to write their Folio Number(s) in the Attendance Slip for attending the meeting.
7. Register of Members and Share Transfer Books of the Company will remain closed from 24<sup>th</sup> September, 2019 to 30<sup>th</sup> September, 2019 (both days inclusive) for the purpose of payment of dividend. The dividend declared at the Annual General Meeting will be paid to the Members whose names appear in the Register of Members of the Company at the end of the Business Hours on 23<sup>rd</sup> September, 2019 and in respect of shares held in electronic form to those 'Deemed Members' whose names appear in the Statement of Beneficial Ownership furnished by National Securities Depository Limited (NSDL) and the Central Depository Services (India) Limited (CDSL).
8. Members are requested to notify change of address, if any, with pin code to the Company or to its Registrar and Share Transfer Agents quoting reference of their folio number and in case their shares are held in dematerialized form, this information should be passed on to their respective Depository Participants.
9. Members intending to seek clarifications at the Annual General Meeting concerning the accounts and any aspect of operations of the Company are requested to send their questions in writing to the Secretarial or Investor Relations Department so as to reach the Company at least 7 days in advance before the date of the Annual General Meeting, specifying the point(s).
10. Individual Members can now take the facility of making nomination of their holding. The nominee shall be the person in whom all rights of transfer and/or amount payable in respect of shares shall vest in the event of the death of the shareholder and the joint-holder(s), if any. A minor can be nominee provided the name of the guardian is given in the nomination form. Non-individuals including society, trust, body corporate, partnership firm, karta of Hindu Undivided Family, holder of Power of Attorney cannot nominate. For further details in this regard, Members may contact M/s. XL Softech Systems Limited, 3, Sagar Society, Road No. 2, Banjara Hills, Hyderabad - 500 034, Telangana, the Registrar and Share Transfer Agents of the Company.
11. Securities and Exchange Board of India (SEBI) has issued a circular clarifying that it shall be mandatory for the transferee(s) to furnish copy of Permanent Account Number (PAN) card to the Company/Registrar



and Transfer Agent of the Company for registration of transfer of shares in the physical mode. Members may please take note of the same.

12. Pursuant to the provisions of Sections 124 and 125 of the Companies Act, 2013, dividends which remain unclaimed in the unpaid dividend account for a period of seven years from the date of transfer of the same, will be transferred to the Investor Education and Protection Fund established by the Central Government. The Members who have not encashed their dividend warrant(s) so far, for the financial year ended 2011-12 or any subsequent financial years are requested to lodge their claims to the Company's Registrar and Share Transfer Agents. According to the provisions of the Act, no claims shall lie against the said Fund or the Company for the amounts of dividend so transferred nor shall any payment be made in respect of such claims.

The Ministry of Corporate Affairs notified the Investor Education and Protection Fund Authority (Accounting, Audit, Transfer and Refund) Rules, 2016, on 5th September, 2016 and the Investor Education and Protection Fund Authority (Accounting, Audit, Transfer and Refund) Amendment Rules, 2016 on 28th February, 2017 ('IEPF Rules') which are applicable to the Company. The objective of the IEPF Rules is to help shareholders ascertain the status of unclaimed amounts. In terms of the IEPF Rules, the Company has uploaded the information in respect of the unclaimed dividends as on 29<sup>th</sup> September, 2018 (i.e., the date of last AGM) on the website of the Company ([www.moldtekgroup.com](http://www.moldtekgroup.com)) and also filed the same with the Ministry of Corporate Affairs.

As per provisions of Section 124 of the Companies Act, 2013, shares in respect of which dividend has not been paid or claimed for seven consecutive years or more shall be transferred to the Investor Education and Protection Fund (IEPF) Authority. In accordance with the IEPF Rules, the Company has transferred unpaid/unclaimed dividend for the financial year 2008-09 to the IEPF.

Pursuant to the provisions of Section 124(6) of the Companies Act, 2013 and the rules made thereunder, the Company has transferred in aggregate 2,28,630 Equity Shares of Rs 5/- each to designated Demat Account of IEPF Authority in respect of which the dividend remained unpaid / unclaimed for a period of seven consecutive years i.e. from 2009-10 till the due date of November 15, 2017 after following the prescribed procedure.

Further, all the shareholders, who have not claimed/encashed their dividends in the last seven consecutive years are requested to claim the same. In case valid

claim is not received, the Company shall proceed to transfer the respective shares to the IEPF account as per the provisions of IEPF Rules. The Company shall however also inform the concerned shareholders individually and shall also publish the notice in this respect in the newspaper pursuant to the provisions of IEPF Rules. The details of such shareholders and shares due to be transferred shall also be uploaded on the website of the Company.

13. Register of Directors and Key Managerial Personnel and their shareholding maintained under Section 170 of Companies Act, 2013 and Register of Contracts or arrangements in which directors are interested maintained under Section 189 of the Companies Act, 2013 will be available for inspection by the Members at the Annual General Meeting. All relevant documents referred in the Notice shall be open for inspection by the Members at the registered office of the Company during the normal business hours (10.00 a.m. to 6.00 p.m.) on all working days (except Saturdays) up to the date of the AGM of the Company.
14. A Route Map showing direction to reach the venue of 22nd Annual General Meeting is given in the Annual Report as per the requirement of the Secretarial Standard-2 on General Meeting.
15. The Certificate from the Auditors of the Company under Regulation 13 of SEBI (Share Based Employee Benefits) Regulations, 2014 stating compliance as per SEBI (Share Based Employee Benefits) Regulations, 2014/SEBI (Employees Stock Option Scheme and Employees Stock Purchase Scheme) Guidelines, 1999, as amended, from time to time and resolution of the Company passed in the general meeting, on implementation of scheme, will be available for inspection by the Members at the AGM.
16. The Ministry of Corporate Affairs, Government of India (vide its Circular Nos. 17/ 2011 and 18/2011 dated 21st April, 2011 and 29<sup>th</sup> April, 2011, respectively), has undertaken a 'Green Initiative in Corporate Governance' by allowing paperless compliances and recognizing delivery of notices/documents/annual reports, etc, to the Members through electronic medium. Further, pursuant to Sections 101 and 136 of the Companies Act, 2013 read with relevant rules made thereunder, companies can serve annual report and other communications through electronic medium. In view of the above, the Company will send notices/documents/annual reports, etc, to the Members through Email, wherever the Email addresses are available; and through other modes of services where Email addresses have not been registered. Accordingly, Members are requested to support this initiative by registering their Email addresses in respect of shares held in dematerialized form with their respective

Depository Participants and in respect of shares held in physical form with the Company's Registrar and Transfer Agents, M/s. XL Softech Systems Limited.

#### **Voting through electronic means**

1. In compliance with provisions of Section 108 of the Act and Rule 20 of the Companies (Management and Administration) Rules, 2014 and Regulation 44 of Securities and Exchange Board of India (Listing Obligations and Disclosure Requirements) Regulations, 2015, the Company is providing e-voting facility as an alternative mode of voting which will enable the Members to cast their votes electronically.
2. Necessary arrangements have been made by the Company with CDSL to facilitate e-voting. The detailed process, instructions and manner for availing e-voting facility is annexed to the Notice.
3. Mr. Ashish Gaggar, Practicing Company Secretary (Membership No. FCS 6687) has been appointed as the Scrutinizer to scrutinize the voting and remote e-voting process in a fair and transparent manner.
4. Members who have cast their vote by remote e-voting prior to the meeting may also attend the meeting but shall not be entitled to cast their vote again.
5. Members can opt for only one mode of voting i.e., either by e-voting or poll paper. In case Members cast their votes through both the modes, voting done by e-voting shall prevail and votes cast through poll paper shall be treated as invalid.
6. The e-voting period commences on 26<sup>th</sup> September, 2019 at 9:00 a.m. and ends on 29<sup>th</sup> September, 2019 at 5:00 p.m. During this period, Members holding shares either in physical form or demat form, as on 23<sup>rd</sup> September, 2019, i.e. cut-off date, may cast their vote electronically. The e-voting module shall be disabled for voting thereafter. Once the vote on a resolution is cast by the Member, he/she shall not be allowed to change it subsequently or cast the vote again.
7. The voting rights of Members shall be in proportion to their shares in the paid up equity share capital of the Company as on cut-off date. A person, whose name is recorded in the register of members or in the register of beneficial owners maintained by the depositories as on cut-off date i.e. 23<sup>rd</sup> September, 2019, only shall be entitled to avail the facility of remote e-voting and poll process at the venue of the meeting. A person who is not a member as on the cut-off date should treat this notice for information purpose only.
8. Any person, who acquires shares of the Company and becomes a Member of the Company after dispatch of the Notice and holding shares as on cut-off date, may cast vote after following the instructions for e-voting as provided in the Notice convening the meeting, which

is available on the website of the Company and CDSL. However, if you are already registered with CDSL for remote e-voting, then you can use your existing User ID and password for casting your vote.

9. The Scrutinizer shall, immediately after the conclusion of voting at the meeting, would count the votes cast at the meeting, thereafter unblock the votes cast through remote e-voting in the presence of at least two witnesses not in the employment of the Company and make, not later than three days of conclusion of the meeting, a consolidated Scrutinizer's Report of the total votes cast in favour or against, if any, to the Chairman, who shall countersign the same.
10. The results declared along with the Scrutinizer's Report shall be placed on the Company's website [www.moldtekgroup.com](http://www.moldtekgroup.com) and on the website of CDSL [www.cdslindia.com](http://www.cdslindia.com) immediately after the result is declared. The Company shall simultaneously forward the results to BSE Limited and National Stock Exchange of India Limited, where the equity shares of the Company are listed.
11. The resolutions listed in the Notice of the AGM shall be deemed to be passed on the date of the AGM, subject to the receipt of the requisite number of votes in favour of the respective resolutions.

#### **Instructions for members for voting electronically are as under:**

- i. The voting period begins on 26<sup>th</sup> September, 2019 at 9:00 a.m. and ends on 29<sup>th</sup> September, 2019 at 5:00 p.m. During this period, Members of the Company holding shares either in physical form or in dematerialized form, as on the cut-off date of 23<sup>rd</sup> September, 2019, may cast their vote electronically. The e-voting module shall be disabled by CDSL for voting thereafter.
- ii. The Members should log on to the e-voting website: [www.evotingindia.com](http://www.evotingindia.com)
- iii. Click on Shareholders' Tab
- iv. Now enter your User ID
  - a. For CDSL: 16 digits beneficiary ID;
  - b. For NSDL: 8 Character DP ID followed by 8 Digits Client ID;
  - c. Members holding shares in physical form should enter Folio Number registered with the Company.
- v. Next enter the Image Verification as displayed and click on Login.
- vi. If you are holding shares in demat form and had logged on to [www.evotingindia.com](http://www.evotingindia.com) and voted on an earlier voting of any company, then your existing password is to be used.
- vii. If you are a first time user, follow the steps given below:




For Members holding shares in demat form and physical form	
<b>PAN</b>	Enter your 10 digit alpha-numeric *PAN issued by Income Tax Department (Applicable for both demat shareholders as well as physical shareholders) <ul style="list-style-type: none"> <li>Members who have not updated their PAN with the Company /depository participant are requested to use the sequence number which is printed on postal ballot/attendance slip indicated in the PAN field.</li> <li>In case the sequence number is less than 8 digits, enter the applicable number of 0's before the number after the first two characters of the name in CAPITAL letters. Example: If your name is Ramesh Kumar with sequence number 1 then enter RA00000001 in the PAN field.</li> </ul>
<b>DOB</b>	Enter the date of birth as recorded in your demat account or in the Company records for the said demat account or folio in dd/mm/yyyy format.
<b>Dividend bank details</b>	Enter the dividend bank details as recorded in your demat account or in the Company records for the said demat account or folio. <ul style="list-style-type: none"> <li>Please enter the DOB or dividend bank details in order to login. If the details are not recorded with the Depository or Company please enter the member ID/ folio number in the dividend bank details field as mentioned in instruction(iv).</li> </ul>

- viii. After entering these details appropriately, click on 'SUBMIT' tab.
- ix. Members holding shares in physical form will then directly reach the Company selection screen. However, members holding shares in demat form will now reach 'Password Creation' menu wherein they are required to mandatorily enter their login password in the new password field. Kindly note that this password is to be also used by the demat holders for voting for resolutions of any other Company on which they are eligible to vote, provided that company opts for e-voting through CDSL platform. It is strongly recommended not to share your password with any other person and take utmost care to keep your password confidential.
- x. For Members holding shares in physical form, the details can be used only for e-voting on the resolutions contained in this Notice.
- xi. Click on the EVSN for the relevant MOLD-TEK PACKAGING LIMITED on which you choose to vote.
- xii. On the voting page, you will see 'RESOLUTION DESCRIPTION' and against the same the option 'YES/ NO' for voting. Select the option YES or NO as desired. The option YES implies that you assent to the Resolution and option NO implies that you dissent to the Resolution.

- xiii. Click on the 'RESOLUTIONS FILE LINK' if you wish to view the entire Resolution details.
- xiv. After selecting the resolution you have decided to vote on, click 'SUBMIT'. A confirmation box will be displayed. If you wish to confirm your vote, click 'OK', else to change your vote, click 'CANCEL' and accordingly modify your vote.
- xv. Once you 'CONFIRM' your vote on the resolution, you will not be allowed to modify your vote.
- xvi. You can also take out print of the voting done by you by clicking 'Click here to print' option on the voting page.
- xvii. If Demat account holder has forgotten the same password then enter the User ID and the image verification code and click Forgot Password & enter the details as prompted by the system.
- xviii. Note for Non-Individual Shareholders and Custodians
  - Non-Individual shareholders (i.e. other than Individuals, HUF, NRI etc.) and Custodian are required to log on to and register themselves as Corporates.
  - A scanned copy of the Registration Form bearing the stamp and sign of the entity should be emailed to helpdesk.evoting@cdslindia.com.
  - After receiving the log in details a compliance user should be created using the admin login and password. The compliance user would be able to link the account(s) for which they wish to vote on.
  - The list of accounts should be mailed to helpdesk.evoting@cdslindia.com and on approval of the accounts they would be able to cast their vote.
  - A scanned copy of the Board Resolution and Power of Attorney (POA) which they have issued in favour of the Custodian, if any, should be uploaded in PDF format in the system for the scrutinizer to verify the same.
- xix. In case you have any queries or issues regarding e-voting, you may refer the Frequently Asked Questions ('FAQs') and e-voting manual available at under help section or you can also contact on below mentioned details:

**Contact details for queries relating to e-voting:** Mr. Mr. Mehboob Lakhani, Assistant Manager  
 Central Depository Services (India) Limited  
 17th Floor, Phiroze Jeejeebhoy Towers,  
 Dalal Street, Fort, Mumbai - 400001  
 Email ID: helpdesk.evoting@cdslindia.com  
 Phone number: 1800 200 5533

By Order of the Board  
 for **MOLD-TEK PACKAGING LIMITED**

  
**J. LAKSHMANA RAO**

Hyderabad  
 31<sup>st</sup> August, 2019

Chairman & Managing Director  
 DIN:00649702

## STATEMENT PURSUANT TO SECTION 102(1) OF THE COMPANIES ACT, 2013 (“THE ACT”)

The following Statement sets out all material facts relating to the Special Business mentioned in the Notice:

### Item no. 5:

Mr. Talupunuri Venkateswara Rao was appointed as an Independent Director of the Company by the members at the 17<sup>th</sup> AGM of the Company held on 30<sup>th</sup> September, 2014 for a period of five consecutive years. As per Section 149(10) of the Act, an Independent Director shall hold office for a term of upto five consecutive years on the Board of a Company, but shall be eligible for re-appointment on passing a special resolution by the Company for another term. Based on the recommendation of Nomination and Remuneration Committee and in terms of the provisions of Sections 149, 150, 152 read with Schedule IV and any other applicable provisions of the Act and SEBI (Listing Obligations and Disclosure Requirements) Regulations, 2015, Mr. Talupunuri Venkateswara Rao, being eligible for re-appointment as an Independent Director and offering himself for re-appointment, is proposed to be re-appointed as an Independent Director for a second term from 30<sup>th</sup> September, 2019 to 29<sup>th</sup> September, 2024. The Company has received declaration from him stating that he meets the criteria of Independence as prescribed under sub-section (6) of Section 149 of the Companies Act, 2013 and Regulation 16(1)(b) of the SEBI (Listing Obligations and Disclosure Requirements) Regulations, 2015. He has also given his consent to continue to act as Director of the Company, if so appointed by the members. In the opinion of the Board, Mr. Talupunuri Venkateswara Rao fulfills the conditions specified under Section 149 (6) of the Act, the Companies (Appointment and Qualification of Directors) Rules, 2014 and Regulation 16(1)(b) of the SEBI (Listing Obligations and Disclosure Requirements) Regulations, 2015 for his re-appointment as an Independent Director of the Company and is independent of the management.

In terms of Section 160 of the Companies Act, 2013, the Company has received a notice in writing from a member proposing the candidacy of Mr. Talupunuri Venkateswara Rao to be re-appointed as an Independent Director of the Company as per the provisions of the Companies Act, 2013.

The names of companies and the committees in which the director is a director/member, the letter of appointment and terms and conditions of the appointment are available for inspection at the registered office of the company during normal business hours.

Disclosure under Regulation 36(3) of the Listing Regulations and Secretarial Standard-2 issued by the Institute of

Company Secretaries of India are set out in the Annexure to the Explanatory Statement.

Except the director being appointed in terms of the said resolutions, none of the Directors or Key Managerial Personnel (KMP) or relatives of directors and KMP is concerned or interested in the Resolution at Item No. 5 of the accompanying Notice.

Brief Profile: Mr. T. Venkateswara Rao, has completed his B.Sc. from Sri Vivekananda Arts & Science College, Giddalur, and M.Sc-Zoology from Andhra University, Vizag, and PhD. He is a former Deputy Commissioner of Commercial Taxes, Government of Andhra Pradesh.

Your Directors recommend the resolution for your approval.

### Item no. 6

Mr. Venkata Neeladri Varma Nadimpalli was appointed as an Independent Director of the Company by the members at the 17<sup>th</sup> AGM of the Company held on 30<sup>th</sup> September, 2014 for a period of five consecutive years. As per Section 149(10) of the Act, an Independent Director shall hold office for a term of upto five consecutive years on the Board of a Company, but shall be eligible for re-appointment on passing a special resolution by the Company for another term. Based on the recommendation of Nomination and Remuneration Committee and in terms of the provisions of Sections 149, 150, 152 read with Schedule IV and any other applicable provisions of the Act and SEBI (Listing Obligations and Disclosure Requirements) Regulations, 2015, Mr. Venkata Neeladri Varma Nadimpalli, being eligible for re-appointment as an Independent Director and offering himself for re-appointment, is proposed to be re-appointed as an Independent Director for a second term from 30<sup>th</sup> September, 2019 to 29<sup>th</sup> September, 2024. The Company has received declaration from him stating that he meets the criteria of Independence as prescribed under sub-section (6) of Section 149 of the Companies Act, 2013 and Regulation 16(1)(b) of the SEBI (Listing Obligations and Disclosure Requirements) Regulations, 2015. He has also given his consent to continue to act as Director of the Company, if so appointed by the members. In the opinion of the Board, Mr. Venkata Neeladri Varma Nadimpalli fulfills the conditions specified under Section 149 (6) of the Act, the Companies (Appointment and Qualification of Directors) Rules, 2014 and Regulation 16(1)(b) of the SEBI (Listing Obligations and Disclosure Requirements) Regulations, 2015 for his re-appointment as an Independent Director of the Company and is independent of the management.

In terms of Section 160 of the Companies Act, 2013, the Company has received a notice in writing from a member proposing the candidacy of Mr. Venkata Neeladri Varma Nadimpalli to be re-appointed as an Independent Director of the Company as per the provisions of the Companies Act, 2013.

The names of companies and the committees in which the director is a director/member, the letter of appointment and terms and conditions of the appointment are available for inspection at the registered office of the company during normal business hours.

Disclosure under Regulation 36(3) of the Listing Regulations and Secretarial Standard-2 issued by the Institute of Company Secretaries of India are set out in the Annexure to the Explanatory Statement.

Except the director being appointed in terms of the said resolutions, none of the Directors or Key Managerial Personnel (KMP) or relatives of directors and KMP is concerned or interested in the Resolution at Item No. 6 of the accompanying Notice.

Brief Profile: Dr. N.V.N. Varma, has completed M.S., M.Ch. he is a Consultant Cardiothoracic Surgeon.

Your Directors recommend the resolution for your approval.

**Item no. 7**

As per Regulation 17(1A) of the SEBI (Listing Obligations and Disclosure Requirements) (Amendment) Regulations, 2018, ("Amendment Regulations, 2018"), effective from 1<sup>st</sup> April, 2019, inter alia, provides that "no listed company shall appoint a person or continue the directorship of any person as a non-executive director who has attained the age of 75 (seventy five) years unless it is approved by the members by passing a special resolution to that effect".

Whereas, Mrs. Mytraeyi Janumahanti, Non-Executive Promoter director of the Company, who was appointed on the Board of Directors of Mold-Tek Packaging Limited on 27<sup>th</sup> August, 2008.

As per the provisions of the Section 152 (6) of the Companies Act, 2013, Every Director (other than non-retiring director) has to retire by rotation at the end of 3rd year from the date of last re-appointment and can be re-appointed by passing the ordinary resolution in the Annual General Meeting.

Similarly, Mrs. Mytraeyi Janumahanti has been re-appointed by passing the ordinary resolution in the 21<sup>st</sup> Annual General Meeting held on 29<sup>th</sup> September, 2018 in compliance of the Companies Act, 2013.

Based on the recommendation of Nomination and Remuneration Committee and considering the

aforementioned amendment in SEBI (LODR Regulations), the company needs to ratify the re-appointment of Mrs. Mytraeyi Janumahanti through Special resolution with retrospective effect i.e., from 1<sup>st</sup> April, 2019.

Brief profile: Mrs. J. Mytraeyi, aged 85 years is a Science graduate. She is associated with the company since the year 2008 and actively participates in the management and affairs of the company.

Keeping in view, the experience and the contribution made by Mrs. J. Mytraeyi, the Board of directors has already ratified the appointment of Mrs. J. Mytraeyi in the Board meeting held on 31<sup>st</sup> August, 2019 with retrospective effect i.e., from 1<sup>st</sup> April, 2019 to hold the office as Non- Executive Promoter Director.

Hence, The Board recommends this Resolution for approval of the Members set out at Item No. 7 of the Notice with retrospective effect from 1<sup>st</sup> April, 2019 to continue and hold the office as Non-Executive Promoter Director on the Board of the Company.

**Item no. 8**

Mr. Durga Sundeep Adivishnu, has completed his Engineering from REC Kurukshetra and P.G. in Business Management from Purdue University, USA. At Mold-Tek, he manages MIS, production planning, Material planning, Sales forecasting, Costing / Margin analysis etc. He has over 9 years of experience in identifying high potential growth areas & arriving at business solutions to real problems and the Nomination and Remuneration Committee, the Audit Committee and the Board of Directors of the Company at their meetings held on 31<sup>st</sup> August, 2019 approved remuneration of Mr. Durga Sundeep Adivishnu, subject to approval of the members pursuant to Section 188 of the Companies Act, 2013, the revision in remuneration payable to Mr. A. Durga Sundeep Adivishnu w.e.f. 1<sup>st</sup> October 2019.

Mr. Durga Sundeep Adivishnu has been appointed to hold office or place of profit by the Board of Directors of the Company in the Board Meeting held on 31<sup>st</sup> August, 2019.

Mr. Durga Sundeep Adivishnu is in the exclusive employment of the Company and will not hold a place of profit in any other Company.

The proposed remuneration of Mr. Durga Sundeep Adivishnu, who has been responsible for aforementioned roles for more than 6 years, is considered as minimum remuneration as compared with the remuneration package for similar position in the industry, as this is a very challenging position. Similarly placed employees in the Company are/ will be getting comparable salary.



The particulars of the transaction pursuant to para 3 of Explanation (1) to Rule 15 of Companies (Meeting of Board and its Powers) Rules, 2014 are as under:

<b>Name of the related party</b>	Mr. Durga Sundeep Adivishnu
<b>Name of the director or Key Managerial personnel who is related</b>	Mr. A. Subramanyam & Mrs. A Seshu Kumari
<b>Nature of relationship</b>	Father & Mother
<b>Nature, Material terms, Monetary value and particulars of the contract or arrangement</b>	Mr. A. Durga Sundeep is holding the office or place of profit as Vice President of the Company. His remuneration is proposed to be revised as per the terms set out in the resolution given at item number 8.
<b>Any other information relevant or important for the Members to take a decision on the proposed resolution:</b>	Not Applicable

Except Mr. A. Subramanyam and A. Seshu Kumari, his relatives, none of the Directors and Key Managerial Personnel of the Company and their relatives are concerned or interested, financially or otherwise, in the said resolution.

The Board recommends passing of the resolution(s) as set out under Item No. 8 for approval of the members as Ordinary resolution(s).

No member of the Company who is related party shall vote to approve the ordinary resolution.

**Annexure-I**

Additional information on Director seeking re-appointment in the Annual General Meeting (under sub-regulation 3 of Regulation 36 of Securities and Exchange Board of India (Listing Obligations and Disclosure Requirements) Regulations, 2015 and para 1.2.5 of Secretarial Standard-2

Statement of Disclosure

Name of the Director	Mr. P. Venkateshwara Rao,	Mr. Talupunuri Venkateswara Rao	Mr. Venkata Neeladri Varma Nadimpalli	J. Mytraeyi
Date of birth	18 <sup>th</sup> January, 1957	22 <sup>nd</sup> July, 1956	5 <sup>th</sup> May, 1961	29 <sup>th</sup> October, 1934
Date of first appointment on the board	1 <sup>st</sup> April, 2014	30 <sup>th</sup> September, 2014	30 <sup>th</sup> September, 2014	28 <sup>th</sup> September, 2015
Terms & Conditions of appointment and re-appointment along with Remuneration sought to be paid	Not Applicable	As mentioned in the resolution No. 5	As mentioned in the resolution No. 6	Not Applicable
Relationship with other Directors	Not Applicable	Not Applicable	Not Applicable	J.Lakshmana Rao- Son
Expertise in specific functional area	Materials Management	Former Dy. Commissioner of Commercial Taxes, Government of Andhra Pradesh	Cardiology	-
Qualification	P.G. in material management	M.Sc., PhD	M.S. M.Ch.	B.Sc
Number of Meetings of the Board attended during the financial year 2018-2019	7	6	3	3
Names of other companies in which holds the directorship	Mold-Tek Technologies Limited	<ul style="list-style-type: none"> <li>• Bhavyabharati softsols Limited</li> <li>• Transmedia Technologies (A.P.) Private Ltd</li> <li>• Pallavi Sudha's Solutions Private Limited</li> <li>• Pallavisudha Infra Private Limited</li> <li>• Divyateja IT Consultancy Services Private Limited</li> <li>• Shivapriya agri-Farms Private Limited</li> </ul>	NIL	NIL
Names of other companies in which holds the membership of committees of the board	NIL	NIL	NIL	NIL
No of shares held in the Company as on 31 <sup>st</sup> March, 2019	2,34,896	20,000	NIL	86,700

Brief Profile: Ms. J. Mytraeyi is a Science graduate. She is associated with the company since the year 2008 and actively participates in the management and affairs of the company. She has more than 3 decade of experience.

## BOARD'S REPORT

Dear Members,

Your Directors have pleasure in presenting their report on the business and operations of the Company for the year ended 31<sup>st</sup> March, 2019.

### FINANCIAL RESULTS

₹ Lakhs

	STANDALONE		CONSOLIDATED	
	2018-19	2017-18	2018-19	2017-18
Revenue from operations	39408	33946	40572	34684
Other income	134	105	113	96
<b>Total income</b>	<b>39542</b>	<b>34051</b>	<b>40685</b>	<b>34780</b>
Profit before Finance cost, depreciation & tax	7328	6452	7145	6262
Finance cost	709	411	757	475
Depreciation	1473	1184	1610	1315
<b>Profit before exceptional items and tax</b>	<b>5146</b>	<b>4857</b>	<b>4778</b>	<b>4472</b>
Provision for current tax	1303	1393	1303	1393
Provision for deferred tax	283	295	283	295
Exceptional items	1150	-	-	-
<b>Net profit (After Tax)</b>	<b>2410</b>	<b>3169</b>	<b>3192</b>	<b>2784</b>
Other comprehensive income (net of tax)	(30)	(7)	(30)	(7)
Profit brought forward from previous years	6523	4333	5866	4061
<b>Amount available for appropriation</b>	<b>8903</b>	<b>7495</b>	<b>9028</b>	<b>6838</b>
<b>Less: Appropriation</b>				
Transferred to general reserve	-	405	-	405
Dividend on equity shares (excluding tax)	1107	443	1107	443
Tax on dividends	228	90	228	90
Other adjustments	-	34	-	34
<b>Closing Balance of retained earnings</b>	<b>7568</b>	<b>6523</b>	<b>7693</b>	<b>5866</b>

### PERFORMANCE REVIEW

Your Company has shown a healthy performance at consolidated level in terms of revenue, EBIDTA & PAT. Your Company has achieved a total revenue of ₹40572 lakhs from ₹34684 lakhs in the previous year with a growth rate of 16.98%. The operating profit (EBIDTA) increased by 14%, from ₹6262 lakhs to ₹7145 lakhs, overall resulting into a reasonable increase in net profits by 14.66% amounting

to ₹3192 lakhs as against the profit of ₹2784 lakhs for financial year 2017-18. The EPS on weighted average equity has increased from ₹10.05 in the financial year 2017-18 to ₹11.53 in the financial year 2018-19, leading to an increase of 14.66%.

### NEW PLANTS

Your Company's new manufacturing facilities at Mysore and Vizag (Pudi) have just started their commercial operations in the month of March, 2019 for Mysore and in the month of May, 2019 for Vizag. Mainly these two plants are cater to the plastic packaging containers requirement of Asian Paints Limited and other clients in the South and East. Initial production capacity of each plant is 3000 Mts per annum and it may reach to 7000 Mts per annum by 2022-23. At present peak capacity, these plants can add ₹120 crores to the top line. Your Company's initial investment is around ₹45 crores for both plants. Both plants have equipped with world class Injection Molding Machines and Robotic IML decoration apart from HTL and screen printing equipment.

Your Company has invested a huge amount of ₹80.87 crores in 2018-19; including previous 2 years investments, the overall assets have gone up by more than 100% from ₹131.96 crores in 2015-16 to ₹260.44 crores in 2018-19. These new capacities are becoming productive and expected to add growth in volumes from the financial year 2019-20 onwards.

### DIVIDEND

Your Company has recommended a final dividend of ₹2 per equity share i.e. @40% of face value of ₹5 each, in addition to interim dividend of ₹2 (40%) per equity share hitherto declared, making a total of ₹4 (80%) per equity share (previous year: ₹4 per equity share @80% of face value of ₹5 each) for the financial year ended 31<sup>st</sup> March, 2019. The final dividend, if approved, will be paid to those Members whose names appear in Register of Members as on 20<sup>th</sup> September, 2019. In respect of shares held in dematerialized form, it will be paid to Members whose names are furnished by National Securities Depository Limited and Central Depository Services (India) Limited as beneficial owners as on that date.

This will entail an outflow of ₹667.66 lakhs (Inclusive of dividend tax).

The dividend payout for the year under review has been formulated keeping in view your Company's need for capital and rewarding shareholders.

Equity shares that may be allotted on or before the Book Closure will rank pari passu with the existing shares and will be entitled to receive the dividend.



**AUTHORIZED SHARE CAPITAL**

The Authorized Share Capital of the Company as on 31<sup>st</sup> March, 2019 stands at ₹14,50,00,000 (Rupees Fourteen crore fifty lakhs only) divided into 2,90,00,000 (Two crore ninety lakhs) equity shares of ₹5 (Rupees Five only) each. During the year, there has been no change in the authorized share capital of the Company.

**PAID UP SHARE CAPITAL**

There has been no change in share capital during the financial year. The paid up share capital of the Company was ₹13,84,55,260 divided into 2,76,91,052 shares of ₹5 each as on 31<sup>st</sup> March, 2019.

**CREDIT RATING**

Your Company has received credit rating from two agencies D&B Rating and ICRA.

**D&B Rating**

The credit rating is 5A1 and condition is stated as Good.

D&B Indicative Risk Rating of 5A1 implies that the Company has a tangible net worth of ₹89,859 lakhs and above as per the latest available financial statements. Composite Appraisal 2 indicates that the overall status of the Company is strong.

**ICRA**

The outlook on the long-term rating from ICRA has also been upgraded from stable to positive. The rating details are as follows:

<b>Instrument</b>	<b>Rating</b>
Term loan	[ICRA] A- (Stable)
Long-term loans fund based	[ICRA] A-
Short-term non- fund based	[ICRA]A2+
Long-term/short- term proposed	[ICRA]A-

**CHANGE IN THE NATURE OF BUSINESS, IF ANY**

No change in the nature of Business

**MATERIAL CHANGES AND COMMITMENTS, IF ANY, AFFECTING THE FINANCIAL POSITION OF THE COMPANY**

No material changes and commitments affecting the financial position of the Company have occurred between the end of the financial year to which the financial statements relate and the date of this Directors' Report.

**SUBSIDIARY**

Your Company has decided to substantially wind down the operations of the wholly owned subsidiary "Mold-Tek Packaging FZE, UAE" in view of the reduced viability.

The Company is not expecting to realize the investment made and accordingly the investment of ₹1003.20 lakhs is impaired and fully provided for. Further, a provision of ₹146.83 lakhs is also made towards expected loss on the realization of the trade receivables.

The consolidated financial statements of the Company prepared in accordance with applicable Accounting Standards as specified in the Companies (Accounts) Rules, 2014, form part of the annual report. Pursuant to the provisions of Section 129(3) of the Companies Act, 2013 (the Act), a statement containing salient features of financial statements of subsidiary in Form AOC 1 forms part of Board's Report.

Separate audited financial statements in respect of the subsidiary company shall be kept open for inspection at the Registered Office of the Company during working hours for a period of 21days before the date of the Annual General Meeting. Your Company will also make available these documents upon request by any Member of the Company interested in obtaining the same. The separate audited financial statements in respect of the subsidiary company is also available on the website of your Company at: <http://www.moldtekgroup.com>.

**PARTICULARS OF LOANS, GUARANTEES OR INVESTMENTS**

Loans, guarantees and investments covered under Section 186 of the Act form part of the notes to the financial statements provided in this Annual Report.

**DEPOSITS**

The Company has neither accepted nor renewed any deposits from public within the meaning of Section 73 of the Act read with Companies (Acceptance of Deposits) Rules, 2014 during the year under review.

**INTERNAL CONTROLS SYSTEMS AND ADEQUACY**

The Company's internal audit systems are geared towards ensuring adequate internal controls commensurate with the size and needs of the business, with the objective of efficient conduct of operations through adherence to the Company's policies, identifying areas of improvement, evaluating the reliability of financial statements, ensuring compliances with applicable laws and regulations and safeguarding of assets from unauthorized use.

Details of the internal controls system are given in the Management Discussion and Analysis Report, which forms part of the Board's Report.

**DETAILS OF DIRECTORS/KEY MANAGERIAL PERSONNEL**

All the Independent Directors have given declarations that they meet the criteria of independence as laid down under Section 149(6) of the Act and Regulation 16 of Securities

and Exchange Board of India (Listing Obligations and Disclosure Requirements) Regulations, 2015. In the opinion of the Board, they fulfill the conditions of independence as specified in the Act and the Rules made thereunder and are independent of the management.

Based on the confirmations received, none of the Directors are disqualified for being appointed/re-appointed as directors in terms of Section 164 of the Companies Act, 2013.

In accordance with the provisions of Section 152 of the Act, Mr. P. Venkateshwara Rao, Deputy Managing Director (DIN: 01254851) of the Company, is liable to retire by rotation and is eligible for re-appointment.

On the recommendations of the Nomination and Remuneration Committee, the Board proposed to reappoint Mr. Talupunuri Venkateswara Rao and Mr. Venkata Neeladri Varma Nadimpalli as Independent Directors for a second term.

Mr. Vasu Prakash Chitturi, Non-Executive Independent Director has resigned from the post of Independent Director of the company w.e.f. 24<sup>th</sup> August, 2019 and the Board accepted the resignation of Mr. Vasu Prakash Chitturi in the Board meeting held on 31<sup>st</sup> August, 2019. The Board has placed its sincere appreciation for the services rendered by him during his tenure.

Pursuant to the provisions of regulation 36 of the SEBI (Listing Obligations and Disclosure Requirements) Regulations, 2015 and Secretarial Standard 2 on General Meetings issued by ICSI, brief particulars of the directors proposed to be appointed/ re-appointed are provided as an annexure to the notice convening the AGM.

#### **EMPLOYEE STOCK OPTION SCHEME**

The Company has in operation Mold-Tek Packaging Employees Stock Option Scheme-2016 for granting stock options to the employees of the Company, in accordance with the Securities Exchange Board of India (Employee Stock Option Scheme and Employee Stock Purchase Scheme) Guidelines, 1999 and Securities Exchange Board of India (Share Based employee benefits) Regulations, 2014.

The Company has granted the options under this scheme in the Board meeting held on 20th July, 2018 in the financial year 2018-19.

There have been no changes in the Scheme.

Disclosures pursuant to Regulation 14 of the Securities and Exchange Board of India (Share Based Employee Benefits) Regulations, 2014 are enclosed as **Annexure-A** to this report.

The **Annexure-A** is also available on website of the Company at [www.moldtekgroup.com](http://www.moldtekgroup.com)

#### **GOVERNANCE GUIDELINES**

The Company has adopted Governance Guidelines or code of conduct on Board, Independent Director, Key Managerial Personnel and senior managerial personnel. The Governance Guidelines or code of conduct cover aspects relating to Board diversity, definition of independence and duties of independent directors, Code of Conduct, moral, ethics and principles to be followed.

#### **STATEMENT ON COMPLIANCE WITH APPLICABLE SECRETARIAL STANDARDS**

It is hereby stated that the Company has duly complied with applicable Secretarial Standards for the year 2018-19.

#### **NOMINATION, REMUNERATION AND PERFORMANCE EVALUATION POLICY**

The requisite details as required by Section 134(3), Section 178(3) & (4) of the Act and Regulation 34(2) of Securities and Exchange Board of India (Listing Obligations and Disclosure Requirements) Regulations, 2015 is provided in the Report on Corporate Governance.

#### **TRANSACTIONS WITH RELATED PARTIES**

The requisite details as required by Sections 134 & 188 of the Act and Regulation 23, 34(3) of Securities and Exchange Board of India (Listing Obligations and Disclosure Requirements) Regulations, 2015 is provided in the Report on Corporate Governance and financial statements.

#### **BOARD AND COMMITTEE MEETINGS**

Details of the composition of the Board and its Committees and of the Meetings held and attendance of the Directors at such Meetings, are provided in the Corporate Governance Report. The intervening gap between the Meetings was within the period prescribed under the Section 173(1) of the Act and Regulation 17(2) of Securities and Exchange Board of India (Listing Obligations and Disclosure Requirements) Regulations, 2015.

#### **DIRECTORS' RESPONSIBILITY STATEMENT**

Based on the framework of internal financial controls and compliance systems established and maintained by the Company, work performed by the internal, statutory, cost and secretarial auditors and the reviews performed by management and the relevant Board Committees, including the Audit Committee, the Board is of the opinion that the Company's internal financial controls were adequate and effective during the financial year 2018-19.

Accordingly, pursuant to Section 134(3)(c) and 134(5) of the Act, the Board of Directors, to the best of their knowledge and ability, confirm that:

- i. in the preparation of the annual accounts, the applicable accounting standards have been followed and that there are no material departures;

- ii. they have selected such accounting policies and applied them consistently and made judgments and estimates that are reasonable and prudent, so as to give a true and fair view of the state of affairs of the Company at the end of the financial year and of the profit of the Company for that period;
- iii. they have taken proper and sufficient care for the maintenance of adequate accounting records in accordance with the provisions of the Act, for safeguarding the assets of the Company and for preventing and detecting fraud and other irregularities;
- iv. they have prepared the annual accounts on a going concern basis;
- iv. they have laid down internal financial controls to be followed by the Company and that such internal financial controls are adequate and are operating effectively;
- v. they have devised proper systems to ensure compliance with the provisions of all applicable laws and that such systems are adequate and operating effectively.

#### **CORPORATE SOCIAL RESPONSIBILITY (CSR)**

Pursuant to the provisions of Section 135 of the Companies Act 2013 read with the Companies (Corporate Social Responsibility Policy) Rules 2014, the Company has constituted a CSR Committee. The Corporate Social Responsibility Committee comprises of 3 Executive Directors and one independent Director, chaired by J. Lakshmana Rao. The composition of the Corporate Social Responsibility Committee meets the requirements of Section 135 of the Act. The Board of Directors, based on the recommendations of the Committee, formulated a CSR Policy. The requisite details on CSR activities pursuant to Section 135 of the Act and as per Annexure attached to the Companies (Corporate Social Responsibility Policy) Rules, 2014 are annexed as **Annexure-B** to this Report.

#### **POLICY ON PREVENTION, PROHIBITION AND REDRESSAL OF SEXUAL HARASSMENT AT WORKPLACE**

The Company has zero tolerance for sexual harassment at workplace and has adopted a Policy on Prevention, Prohibition and Redressal of Sexual Harassment at the Workplace, in line with the provisions of the Sexual Harassment of Women at Workplace (Prevention, Prohibition and Redressal) Act, 2013 and the Rules there under. The policy aims to provide protection to employees at the workplace and prevent and redress complaints of sexual harassment and for matters connected or incidental thereto, with the objective of providing a safe working environment, where employees feel secure. The Company has also constituted an Internal Complaints Committee, known as the Prevention of Sexual Harassment (POSH) Committee, to inquire into complaints

of sexual harassment and recommend appropriate action. In the financial year 2018-19, the Company has not received any complaint which falls within the scope of this policy. The policy is available on website of the Company at: <http://moldtekpackaging.com/pdf/corporate-governance/MPL-Policy-of-SH.pdf>

#### **VIGIL MECHANISM/WHISTLE BLOWER POLICY**

The requisite details as required by Section 177 of the Act and Regulation 22 & 34(3) of Securities and Exchange Board of India (Listing Obligations and Disclosure Requirements) Regulations, 2015 is provided in the Report on Corporate Governance.

#### **SIGNIFICANT AND MATERIAL ORDERS PASSED BY THE REGULATORS OR COURTS**

No significant material orders have been passed by the regulators or courts or tribunals which would impact the going concern status of the Company and its future operations.

#### **AUDITORS**

##### **a. Statutory Auditors**

M/s. Anandam & Co., Chartered Accountants (Firm Registration Number 000125S) were appointed as the Statutory Auditors by the Members of the Company at the 20<sup>th</sup> Annual General Meeting (AGM) to hold office from the conclusion of the 20<sup>th</sup> AGM until the conclusion of the 25<sup>th</sup> AGM of the Company (subject to ratification by the Members at every subsequent AGM), in accordance with the provisions of the Act.

The first year of audit was of the financial statements for the year ending 31<sup>st</sup> March, 2018, which included the Audit of the quarterly financial statements for the year. Accordingly, the appointment of M/s. Anandam & Co., Chartered Accountants is being placed before the shareholders for ratification till the conclusion of the 25<sup>th</sup> AGM i.e., up to the financial year ending as on 31<sup>st</sup> March, 2022.

##### **b. Secretarial Auditors**

Pursuant to the provisions of Section 204 of the Act and the Companies (Appointment and Remuneration of Managerial Personnel) Rules, 2014, the Board of Directors of the Company had appointed Mr. Ashish Kumar Gaggar, Practising Company Secretary in to undertake the Secretarial Audit of the Company for the year ended 31<sup>st</sup> March, 2019. The Secretarial Audit Report is annexed as **Annexure-C**. The Auditors' Report and the Secretarial Audit Report for the financial year ended 31<sup>st</sup> March, 2019 do not contain any qualification, reservation, adverse remark or disclaimer.



## **CONSERVATION OF ENERGY, TECHNOLOGY ABSORPTION AND FOREIGN EXCHANGE EARNINGS AND OUTGO**

The information on conservation of energy, technology absorption and foreign exchange earnings and outgo stipulated under Section 134 (3) (m) of the Act read with Rule 8 of the Companies (Accounts) Rules, 2014, is annexed as **Annexure-D**.

## **PARTICULARS OF REMUNERATION**

The information required under Section 197 (12) of the Act read with Rule 5(1) of the Companies (Appointment and Remuneration of Managerial Personnel) Rules, 2014, is annexed as **Annexure-E**.

The information required under Rule 5(2) and (3) of the Companies (Appointment and Remuneration of Managerial Personnel) Rules, 2014 is provided in the Annexure forming part of the Report.

## **EXTRACT OF ANNUAL RETURN**

Pursuant to Section 92(3) of the Act and Rule 12(1) of the Companies (Management and Administration) Rules, 2014, the extract of Annual Return in form MGT-9 is annexed as **Annexure-F**.

## **MANAGEMENT DISCUSSION AND ANALYSIS AND CORPORATE GOVERNANCE**

The Management Discussion and Analysis Report and the Report on Corporate Governance, as required under Regulation 34(2) of Securities and Exchange Board of India (Listing Obligations and Disclosure Requirements) Regulations, 2015 forms part of the Annual Report.

Your Company is committed to the tenets of good corporate governance and has taken adequate steps to ensure that the principles of corporate governance as required under Securities and Exchange Board of India (Listing Obligations and Disclosure Requirements) Regulations, 2015 are complied with.

A Company Secretary in Practice has certified that conditions of Corporate Governance as stipulated under Securities and Exchange Board of India (Listing Obligations and Disclosure Requirements) Regulations, 2015 have been complied with by your Company and his certificate is annexed to the Report on Corporate Governance.

A declaration of Code of Conduct from J. Lakshmana Rao, Chairman & Managing Director forms part of the Corporate Governance Report.

## **CEO/CFO CERTIFICATION**

J. Lakshmana Rao, Chairman & Managing Director and A. Seshu Kumari, Financial Controller & Chief Financial Officer of the Company have given a certificate to the Board as contemplated in Regulation 17(8) of Securities and

Exchange Board of India (Listing Obligations and Disclosure Requirements) Regulations, 2015.

## **RISK MANAGEMENT**

All assets of your Company and other potential risks have been adequately insured.

## **EMPLOYEE RELATIONS**

The relationship with the workmen and staff remained cordial and harmonious during the year and the management received full co-operation from the employees.

## **FRAUD REPORTING**

In the terms of provision of Section 134 (3) (ca) of the Companies Act 2013, during the year under review, there was no case of offense of fraud detected by the Auditors under sub section (12) of section 143.

## **MAINTENANCE OF COST RECORDS**

The Central Government has not prescribed the maintenance of cost records under sub section (1) of section 148 of the Companies Act, 2013 for the products/services of the company.

## **ACKNOWLEDGEMENTS**

Your Directors wish to place on record their appreciation and gratitude for all the assistance and support received from Citibank, Yes Bank, HSBC, ICICI Bank and officials of concerned government departments for their co-operation and continued support extended to the Company. They also thank the Members for the confidence they have reposed in the Company and its management.

For and on behalf of the Board of Directors



**J. LAKSHMANA RAO**

Chairman & Managing Director

DIN:00649702

Place: Hyderabad

Date : 31<sup>st</sup> August, 2019

**ANNEXURE - A**

*Disclosure pursuant to Regulation 14 of the Securities and Exchange Board of India (Share Based Employee Benefits) Regulations, 2014*

Relevant disclosures in terms of the 'Guidance note on accounting for employee share-based payments' issued by ICAI form part of the notes to the financial statements provided in this Annual Report.

Scheme I - MTPL Employees Stock Option Scheme

Scheme II - MTPL Employees Stock Option Scheme-2016 (MTPL ESOS 2016)

**Details of the Employees Stock Option Schemes (ESOS)**

<b>S.No.</b>	<b>Description</b>	<b>Year ended 31<sup>st</sup> March, 2019 Scheme-I</b>	<b>Year ended 31<sup>st</sup> March, 2019 Scheme-II</b>
1.	Date of shareholders' approval	9 <sup>th</sup> February, 2010	19 <sup>th</sup> September, 2016
2.	Total number of options approved under ESOS	5,00,000	3,00,000
3.	Vesting requirements	Commences at the expiry of one/ two years to 4 years from the date of grant	Commences at the expiry of one year to 5 years from the date of grant
4.	Exercise price or pricing formula	Exercise price for the purpose of the grant of options shall be the price as reduced by 60% of the closing market price of the equity shares of the company available on the BSE on the date immediately preceding the grant date, subject to minimum of the face value of equity share.	Exercise price for the purpose of the grant of options shall be price as reduced up to a maximum of 50% of the closing market price of the equity shares of the Company available on the stock exchange on which the shares of the Company are listed. If equity shares are listed on more than one stock exchange, then the closing price on the stock exchange having higher trading volume shall be considered as the closing market price.
5.	Maximum term of options granted	6 years	5 years
6.	Source of shares (primary, secondary or combination)	Primary	Primary
7.	Variation of terms of options	Nil	Nil

### Details of ESOS during the financial year

S. No.	Description	Year ended 31 <sup>st</sup> March, 2019
1.	Number of options outstanding at the beginning of the year (out of total number of options approved under ESOS)	1,27,200
2.	Number of options granted during the year	1,50,000
3.	Number of options forfeited/lapsed during the year	Nil
4.	Number of options vested during the year	Nil
5.	Number of options exercised during the year	Nil
6.	Number of shares arising as a result of exercise of options	Nil
7.	Amount realized by exercise of options (₹)	Nil
8.	Loan repaid by the Trust during the year from exercise price received	Not applicable
9.	Number of options outstanding at the end of the year (out of total number of options approved under ESOS)	2,77,200
10.	Number of options exercisable at the end of the year (out of total number of options approved under ESOS)	Nil
11.	Weighted-average exercise	Not applicable
12.	Weighted-average fair values	Not applicable
13.	Closing price	Not applicable
14.	Employee wise details of options granted to	
	a. Key managerial personnel	Nil
	b. Any other employee who received a grant of options in any one year of option amounting to 5% or more of option granted during the year	Nil
	c. Identified employees who were granted option, during any one year, equal to or exceeding 1% of the issued capital (excluding outstanding warrants & conversions) of the Company at the time of grant	Nil

**Note:** The Company had received in-principle approval from BSE on 14<sup>th</sup> December, 2016 and from NSE on 12<sup>th</sup> December, 2016 for issue and allotment of shares under MTPL ESOS-2016.


The Company has granted 1,50,000 options under ESOS - 2016 in the Board meeting held on 20<sup>th</sup> July, 2018 in the financial year 2018-19.



**ANNEXURE-B**  
**ANNUAL REPORT ON CORPORATE SOCIAL RESPONSIBILITY (CSR)**

S. No.	Particulars	Disclosures
1.	A brief outline of the Company's CSR policy, including overview of projects or programs proposed to be undertaken and a reference to the web-link to the CSR policy and projects or programs	Mold-Tek has aimed at serving the needs for the community and is a socially responsible corporate to give back to the society towards sustainable care and development. The policy includes all the programmes as per Schedule VII of Companies Act, 2013. Mold-Tek takes keen responsibility to develop education and rural areas. The Company has framed a CSR policy to regulate CSR activities. The policy is available on the website of the Company at: <a href="http://moldteckpackaging.com/pdf/MTPL_CSR_Policy.pdf">http://moldteckpackaging.com/pdf/MTPL_CSR_Policy.pdf</a>
2.	The composition of the CSR Committee	J. Lakshmana Rao, Chairman A. Subramanyam, Member P. Venkateswara Rao, Member *Dr. Venkata Appa Rao Kotagiri, Member
3.	Average net profit of the Company for last three financial years	₹4216.60 Lakhs
4.	Prescribed CSR expenditure (two per cent of the amount as in item 3 above)	₹84.33 Lakhs
5.	Details of CSR spent for the financial year: a. Total amount to be spent for the financial year b. Amount unspent, if any c. Manner in which the amount spent during the financial year	₹33.93 Lakhs ₹101.24 Lakhs The Company sponsored the following projects with total contribution of ₹33.93 Lakhs. 1. KK Academy- Installed Solar Panel, Exhaust fans, Books and other basis amenities. 2. Sri Satya Shiva Gurukula Veda Pathashala- Hyderabad, For Educational Purpose such as Veda, Vedanga, Paurohitya, Sastras etc. 3. Velugu Special School- Installed 3 units of Multimedia display devices to empower and educate students through Video, PPT, PDF, JPG etc., 4. Construction of building for school at Mhavashi, Khandala, Satara district, Maharashtra. 5. Scholarship to Ms. Pavani for Education, student of Rajiv Gandhi Ayurveda Medical College. 6. Scholarship to Ms. Laxmi for Education, student of Sri Vasavi Institute of Engineering & Technology 7. Mold-Tek provide Benches and Desk to primary school at Rajahmundry, Andhra Pradesh..
6.	Reasons for not spending the amount	The Company has initiated a more projects for development of education and Healthcare activities. The Company is looking forward for the activities as listed out in Schedule VII of the Companies Act, 2013 to spend the amount of CSR.
7.	Responsibility statement	We hereby affirm that the CSR Policy, as recommended by the CSR Committee and approved by the Board, has been implemented and the Committee monitors the implementation of CSR projects and activities in compliance with CSR objectives.

\*Dr. Venkata Appa Rao Kotagiri has been appointed as Member of CSR Committee with effect from 14th May, 2018.

  
**J. LAKSHMANA RAO**  
(Chairman of the Committee)  
DIN: 00649702

**ANNEXURE-C**  
**SECRETARIAL AUDIT REPORT**

To,  
The Members  
Mold-Tek Packaging Limited  
Plot No.700, D.No.8-2-293/82/A/700,  
Ground Floor, Road No.36, Jubilee Hills,  
Hyderabad-500 033, Telangana

My report of even date is to be read along with this letter

1. Maintenance of Secretarial records is the responsibility of the management of the Company. My responsibility is to express an opinion on these secretarial records based on my audit.
2. I have followed the audit practices and processes as were appropriate to obtain reasonable assurance about the correctness of the contents of the Secretarial records. The verification was done on test basis to ensure that correct facts are reflected in secretarial records. I believe that the processes and practices, I followed provide a reasonable basis for my opinion.
3. I have not verified the correctness and appropriateness of financial records and books of accounts of the Company.
4. Wherever required, I have obtained the Management representation about the compliance of laws, rules and regulations and happening of events etc.
5. The compliance of the provisions of corporate and other applicable laws, rules, regulations, standards is responsibility of Management. My examination was limited to the verification of procedures on test basis.
6. The Secretarial Audit Report is neither an assurance as to the further viability of the Company nor of the efficacy or effectiveness with which the management has conducted the affairs of the Company.



**Ashish Kumar Gaggar**  
**Company Secretary in Practice**  
FCS : 6687,  
CP No. : 7321

Place : Hyderabad  
Date : 31<sup>st</sup> August, 2019

**Form No. MR-3**

**SECRETARIAL AUDIT REPORT**

For The Financial Year Ended 31<sup>st</sup> March 2019

*[Pursuant to section 204(1) of the Companies Act, 2013 and rule No.9 of the Companies (Appointment and Remuneration Personnel) Rules, 2014]*

To,  
The Members,  
Mold-Tek Packaging Limited  
Plot No.700, D.No.8-2-293/82/A/700,  
Ground Floor, Road No.36, Jubilee Hills,  
Hyderabad-500 033, Telangana

I have conducted the secretarial audit of the compliance of applicable statutory provisions and the adherence to good corporate practices by Mold-Tek Packaging Limited (hereinafter called the "Company"). Secretarial Audit was conducted in a manner that provided me a reasonable basis for evaluating the corporate conducts/statutory compliances and expressing my opinion thereon.

Based on my verification of the company's books, papers, minute books, forms and returns filed and other records maintained by the company and also the information provided by the Company, its officers, agents and authorized representatives during the conduct of secretarial audit, I hereby report that in my opinion, the company has, during the audit period covering the financial year ended on 31<sup>st</sup> March 2019 complied with the statutory provisions listed hereunder and also that the Company has proper Board-processes and compliance-mechanism in place to the extent, in the manner and subject to the reporting made hereinafter:

I have examined the books, papers, minute books, forms and returns filed and other records maintained by company for the financial year ended on 31<sup>st</sup> March 2019 according to the provisions of:

- (i) The Companies Act, 2013 (the Act) and the rules made thereunder;
- (ii) The Securities Contracts (Regulation) Act, 1956 ('SCRA') and the rules made thereunder;
- (iii) The Depositories Act, 1996 and the Regulations and Bye-laws framed thereunder;
- (iv) Foreign Exchange Management Act, 1999 and the rules and regulations made thereunder to the extent of Foreign Direct Investment, Overseas Direct Investment and External Commercial Borrowings;
- (v) The following Regulations and Guidelines prescribed under the Securities and Exchange Board of India Act, 1992 ('SEBI Act'):-

- (a) The Securities and Exchange Board of India (Substantial Acquisition of Shares and Takeovers) Regulations, 2011;
- (b) The Securities and Exchange Board of India (Prohibition of Insider Trading) Regulations, 2015;
- (c) The Securities and Exchange Board of India (Issue of Capital and Disclosure Requirements) Regulations, 2009; (upto 10th November 2018) and Securities and Exchange Board of India (Issue of capital and Disclosure Requirements), Regulations, 2018 **(with effect from 11<sup>th</sup> November, 2018) [Not Applicable as the company has not issued any further share capital during the period under review];**
- (d) The Securities and Exchange Board of India (Employee Stock Option Scheme and Employee Stock Purchase Scheme) Guidelines, 1999 and Securities and Exchange Board of India (Share Based Employee Benefits) Regulations, 2014
- (e) The Securities and Exchange Board of India (Issue and Listing of Debt Securities) Regulations, 2008; **[Not Applicable as the Company has not issued and listed any debt securities during the financial year under review];**
- (f) The Securities and Exchange Board of India (Registrars to an Issue and Share Transfer Agents) Regulations, 1993 regarding the Companies Act and dealing with client; **[Not Applicable as the company is not registered as Registrar to Issue and Share Transfer Agent during the Financial Year under review];**
- (g) The Securities and Exchange Board of India (Delisting of Equity Shares) Regulations, 2009; **[Not Applicable as there was no reportable event during the period under review];**
- (h) The Securities and Exchange Board of India (Buyback of Securities) Regulations, 1998; (upto 10th September 2018) and Securities and Exchange Board of India (Buyback of Securities) Regulations, 2018 (with effect from 11th September, 2018 **[Not Applicable as there was no reportable event during the period under review];**



(vi) The industry specific Acts, Labour and other applicable laws as provided by the management of the company:

I have also examined compliance with the applicable clauses of following:

- i. Secretarial Standards issued by The Institute of Company Secretaries of India effective from 01 July 2015.
- ii. The listing agreements entered into by the company with Bombay Stock Exchange Limited (BSE) and National Stock Exchange of India Limited (NSE) and The Securities and Exchange Board of India (Listing Obligations and Disclosure Requirements), Regulations, 2015

During the period under review the Company has complied with the provisions of the Act, Rules, Regulations, Guidelines, Standards, etc. mentioned above.

**I further report that**

The Board of Directors of the Company is duly constituted with proper balance of Executive Directors, Non-Executive Directors and Independent Directors. The changes in the composition of the Board of Directors that took place during the period under review were carried out in compliance with the provisions of the Act.

Adequate notice is given to all directors to schedule the Board Meetings, agenda and detailed notes on agenda were sent at least seven days in advance, and a system exists for seeking and obtaining further information and clarifications on the agenda items before the meeting and for meaningful

participation at the meeting. Further the meetings held at shorter notice were in compliance with SS-1 Secretarial Standard on Meetings of the Board of Directors

Majority decision is carried through while the dissenting members' views are captured and recorded as part of the minutes.

I further report that there are adequate systems and processes in the company commensurate with the size and operations of the company to monitor and ensure compliance with applicable laws, rules, regulations and guidelines.

During the period under review the Company has complied with the provisions of the other Acts, Rules, Regulations, Guidelines, Standards, etc.



**Ashish Kumar Gaggar**  
**Company Secretary in Practice**

FCS : 6687,  
CP No. : 7321

Place : Hyderabad  
Date : 31<sup>st</sup> August, 2019

**ANNEXURE-D**

*[Pursuant to Section 134(3)(m) of the Companies Act, 2013 read with Rule 8(3) of the Companies (Accounts) Rules, 2014]*

**a. Conservation of energy**

Energy conservation is one of the words we are hearing more and more. Energy conservation is not about making limited resources last as long as they can, that would mean that you are doing nothing more than prolong a crisis until we finally run out of energy resources all together. Conservation is the process of reducing demand on a limited supply and enabling that supply to begin to rebuild itself. Many times the best way of doing this is to replace the energy used with an alternate.

Without energy conservation, the world will deplete its natural resources. While some people don't see that as an issue because it will take many decades to happen and they foresee that by the time the natural resource is gone there will be an alternative; the depletion also comes at the cost of creating an enormous destructive waste product that then impacts the rest of life. The goal with energy conservation techniques is reduce demand, protect and replenish supplies, develop and use alternative energy sources, and to clean up the damage from the prior energy processes.

**Steps taken for conservation of energy**

- a. Monitoring and analysis of energy consumption on periodic basis;
- b. New moulding machines selected are always either servo controller or fully electric machines;
- c. Replacement of conventional tubes and bulbs with LED;
- d. Monitoring, benchmarking and selection of energy intensive equipment only;
- e. Minimum use of energy by optimizing processes and material movement in factories;
- f. 'Machine On' alarms and automatic switch off machines;
- g. Share and implement best energy saving practices across manufacturing units.

**b. Technology absorption**

Mold-Tek operates in an industry which requires continuous technology upgradation for manufacturing products and research activities to stay ahead of the market. Currently, the Company has a centralized integrated tool room to develop and repair molds. While the Company's centralized tool room provides advantages such as early development of products at cheaper cost, Mold-Tek will continue to make investments in R&D including and not limited to developing robots, new molds and processes since the Company depends significantly on such processes for upgrading the technologies and processes from time to time. The top management devotes considerable time to develop new design and technologies at the tool room. These R&D activities are critical since it may improve demand for the Company's products and profitability, if the same proves to be successful.

**c. Foreign exchange earnings and outgo**

The foreign exchange earned in terms of actual inflows during the year and the foreign exchange outgo during the year in terms of actual outflows:

	₹ Lakhs	
	2018-19	2017-18
Foreign exchange earnings	286	367
Foreign exchange outgo	3509	2530

## ANNEXURE-E

*Disclosure under Section 197(12) and Rule 5(1) Companies  
(Appointment and Remuneration of Managerial Personnel) Rules, 2014*

- a. **Ratio of remuneration of each Director to the median remuneration of the employees of the Company for the financial year 2018-19:**

(₹ in Lakhs)

Name of the Director	Remuneration (₹)	Median remuneration (₹)	Ratio to median remuneration
<b>Executive Directors</b>			
J. Lakshmana Rao	152.31	3,10,872	48.99:1
A. Subramanyam	193.70	3,10,872	62.31:1
P. Venkateswara Rao	143.79	3,10,872	46.25:1
M. Srinivas	67.80	3,10,872	21.81:1
<b>Non-Executive Directors</b>			
J. Mytraeyi	0.60	3,10,872	NA
Dr. T. Venkateswara Rao	1.20	3,10,872	NA
Dr. N. V. N. Varma	0.60	3,10,872	NA
*Vasu Prakash Chitturi	0.20	3,10,872	NA
Dr. VenkataAppa Rao Kotagiri	0.20	3,10,872	NA
Eswara Rao Immaneni	1.00	3,10,872	NA

**Note:** J. Lakshmana Rao, Chairman & Managing Director is drawing salary from two companies - Mold-Tek Packaging Limited and Mold-Tek Technologies Limited, aggregating to ₹211.52 Lakhs pursuant to approval of the Members accorded at the 18<sup>th</sup> Annual General Meeting of Mold-Tek Packaging Limited held on 28<sup>th</sup> September, 2015 and 31<sup>st</sup> Annual General Meeting of Mold-Tek Technologies Limited held on 28<sup>th</sup> September, 2015.

\*Mr. Vasu Prakash Chitturi, has resigned from the post of Independent Director of the company w.e.f. 24<sup>th</sup> August, 2019

- b. **Percentage increase in remuneration of each Director, Chief Financial Officer, Company Secretary in the financial year 2018-19**

Name	Designation	Increase %
J. Lakshmana Rao	Chairman & Managing Director	16.69
A. Subramanyam	Deputy Managing Director	11.66
P. Venkateswara Rao	Deputy Managing Director	13.94
J. Mytraeyi	Non-Executive Promoter Director	-
Dr. T. Venkateswara Rao	Independent Director	-
P. Shyam Sunder Rao	Independent Director	-
Dr. N. V. N. Varma	Independent Director	-
Vasu Prakash Chitturi	Independent Director	-
A. SeshuKumari	Chief Financial Officer	9.43
Thakur Vishal Singh	Company Secretary	-

- c. Percentage increase in the median remuneration of employees in the financial year 2018-19: 17.12%
- d. Number of permanent employees on the rolls of the Company as on 31<sup>st</sup> March, 2019: 507



- e. **Average percentile increase already made in the salaries of employees other than the managerial personnel in the last financial year and its comparison with the percentile increase in the managerial remuneration and justification thereof and point out if there are any exceptional circumstances for increase in the managerial remuneration:**

The aggregate remuneration of employees excluding whole-time directors grew by 15.43 % over the previous financial year. The aggregate remuneration for KMPs grew by 13.54 % over the previous financial year. This was based on the recommendation of the Nomination and Remuneration Committee to revise the remuneration as per industry benchmarks. There was no exceptional circumstance or increase for managerial personnel in the last financial year

- f. **Affirmation that the remuneration is as per the remuneration policy of the Company:**

Yes, the remuneration is as per the remuneration policy of the Company.

Disclosure under Rule 5(2) and 5(3) of the Companies (Appointment and Remuneration of Managerial Personnel) Rules, 2014 Employees employed throughout the year and were in receipt of remuneration of not less than ₹1,02 lakhs per annum and receipt of remuneration in excess of that drawn by the Managing Director

(₹ in Lakhs)

Name	Designation/ nature of employment	Qualification	Age (Years)	Date of joining	Remuneration received (₹)	Overall experience (Years)	Particulars of last employment
J. Lakshmana Rao	Chairman & Managing Director	Bachelor's degree in Civil Engineering & Post graduate diploma in management from the Indian Institute of Management, Bangalore	60	Refer Note*	152.31	36	Founder of Mold-Tek Group Chairman & Managing Director of Mold-Tek Packaging Limited and Mold-Tek Technologies Limited
A. Subramanyam	Deputy Managing Director	B.E.	65	Refer Note*	193.70	38	Director, Mold-Tek Technologies Limited
P. Venkateswara Rao	Deputy Managing Director	Bachelor of Arts and P.G. in Materials Management	62	Refer Note*	143.79	40	Director, Mold-Tek Technologies Limited

**Note:** Percentage of equity shares held and relation with other directors of the above employees has been disclosed in the Report on Corporate Governance.

\* High Court of Judicature, Andhra Pradesh at Hyderabad by its Order dated 25<sup>th</sup> July, 2008 has approved the Scheme of Arrangement between Teckmen Tools Private Limited, the Transferor Company, Mold-Tek Technologies Limited, the Transferee Company and the Demerged Company and Mold-Tek Packaging Limited (Former name: Mold-Tek Plastics Limited), the Resulting Company. The employees of Mold-Tek Technologies Limited and Teckmen Tools Private Limited continue to be in the employment of Mold-Tek Packaging Limited.

**Details of the names of the top ten employees in terms of remuneration drawn**

(₹ in Lakhs)

S. No.	Name	Designation	Qualification	Age (Years)	Date of joining	Remuneration (₹)	Overall experience (Years)	Last employment
1.	J. Lakshmana Rao	Chairman & Managing Director	Bachelor's degree in Civil Engineering & Post graduate diploma in management from the Indian Institute of Management, Bangalore	60	Refer Note1 & 2	152.31	36	Founder of Mold-Tek Group Chairman & Managing Director of Mold-Tek Packaging Limited and Mold-Tek Technologies Limited
2.	A. Subramanyam	Deputy Managing Director	Bachelor's degree in Mechanical Engineering	65	Refer Note2	193.70	38	Director, Mold-Tek Technologies Limited
3.	P. Venkateswara Rao	Deputy Managing Director	Bachelor of Arts & P.G. in Materials Management	62	Refer Note2	143.79	40	Director, Mold-Tek Technologies Limited
4.	M. Srinivas	Chief General Manager	Bachelor's degree in Mechanical Engineering	52	Refer Note2	67.80	31	Director, Teckmen Tools Private Limited <sup>2</sup>
5.	A. Seshu Kumari	Chief Financial Officer & Finance Controller	Bachelor's degree in Science	59	Refer Note2	34.80	28	Mold-Tek Technologies Limited <sup>2</sup>
6.	Kavya Sarraju	Manager - Marketing & Co-ordination	Master of Business Administration - Marketing	31	1st January, 2016	34.20	7	—
7.	M. Rakesh	General Manager -Marketing	AEPEP - PD	50	2nd April, 2018	22.10	20	Fenoplast Limited Company
8.	M. Rajeshwara Rao	General Manager (Unit 7)	Bachelor's degree in Mechanical Engineering and P.G Diploma in Materials Management	49	25th May, 1996	19.91	26	Mold-Tek Technologies Limited <sup>2</sup>
9.	J Navya Mythri	Asst. Finance Controller	CA	30	19th December, 2011	19.24	07	Moldtek Packaging LTD
10.	T. Mallikarjun	HR-Group Head	MCA, MBA	49	18th March, 2018	17.40	23	H.M Clause

<sup>1</sup> J. Lakshmana Rao, Chairman & Managing Director is drawing salary from two companies - M/s. Mold-Tek Packaging Limited and M/s. Mold-Tek Technologies Limited, aggregating to ₹211.52 lakhs pursuant to approval of the Members accorded at the 18<sup>th</sup> Annual General Meeting of Mold-Tek Packaging Limited held on 28<sup>th</sup> September, 2015 and 31<sup>st</sup> Annual General Meeting of Mold-Tek Technologies Limited held on 28<sup>th</sup> September, 2015.

<sup>2</sup> High Court of Judicature, Andhra Pradesh at Hyderabad by its order dated 25<sup>th</sup> July, 2008 has approved the Scheme of Arrangement between Teckmen Tools Private Limited, the Transferor Company, Mold-Tek Technologies Limited, the Transferee Company and the Demerged Company and Mold-Tek Packaging Limited (Former name: Mold-Tek Plastics Limited), the Resulting Company. The employees of Mold-Tek Technologies Limited and Teckmen Tools Private Limited continue to be in the employment of Mold-Tek Packaging Limited.

**ANNEXURE-F**  
**EXTRACT OF ANNUAL RETURN**  
**MGT-9**

**as on the financial year ended on 31<sup>st</sup> March, 2019**

*[Pursuant to Section 92(3) of the Companies Act, 2013 and Rule 12(1) of the Companies (Management and Administration) Rules, 2014]*

**I. REGISTRATION AND OTHER DETAILS**

CIN	L21022TG1997PLC026542
Registration date	28th February, 1997
Name of the Company	Mold-Tek Packaging Limited
Category/sub-category of the Company	Public company, limited by shares
Address of the Registered Office and contact details	8-2-293/82/A/700, Ground Floor, Road No. 36, Jubilee Hills, Hyderabad - 500 033, Telangana
Whether listed company	Yes
Name, address and contact details of Registrar and Transfer Agents	XL Softech Systems Limited 3, Sagar Society, Road No.2, Banjara Hills, Hyderabad - 500 034. Phone : +91 40 2354 5913/14/15 Fax : +91 40 2355 3214 Email : xlfield@gmail.com

**II. PRINCIPAL BUSINESS ACTIVITIES OF THE COMPANY**

All the business activities contributing 10% or more of the total turnover of the company shall be stated:

S.No.	Name and description of main products/services	NIC code of the product/service	% to total turnover of the Company
1.	Manufacturing of plastic packaging containers	2220	10

**III. PARTICULARS OF HOLDING, SUBSIDIARY AND ASSOCIATE COMPANIES**

S.No.	Name and address of the Company	CIN/GLN	Holding/ subsidiary/ associate	% of shares held	Applicable Section
1.	Mold-Tek Packaging FZE RAK Free Trade Zone, Technology Park, PO Box No. 328559, Ras Al Khaimah, UAE	Registration No: RAKFTZA-FZE- 4016196	Wholly owned subsidiary	100	2(87)



#### IV. Shareholding pattern (Equity share capital breakup as percentage of total equity)

##### i. Category-wise shareholding

Category of shareholders	No. of shares held at the beginning of the year				No. of shares held at the end of the year				% of change during
	Demat	Physical	Total	% of total shares	Demat	Physical	Total	% of total shares	
<b>A. Promoters</b>									
<b>1. Indian</b>									
a. Individuals/HUF	99,04,817	-	99,04,817	35.77	98,43,492	-	98,43,492	35.55	-0.22
b. Central government	-	-	-	-	-	-	-	-	-
c. State government(s)	-	-	-	-	-	-	-	-	-
d. Bodies corporate	-	-	-	-	-	-	-	-	-
e. Banks/FI	-	-	-	-	-	-	-	-	-
f. Any other	-	-	-	-	-	-	-	-	-
<b>Sub-total (A) (1)</b>	<b>99,04,817</b>	<b>-</b>	<b>99,04,817</b>	<b>35.77</b>	<b>98,43,492</b>	<b>-</b>	<b>98,43,492</b>	<b>35.55</b>	<b>-0.22</b>
<b>2. Foreign</b>									
a. NRIs - Individuals	-	-	-	-	-	-	-	-	-
b. Other - Individuals	-	-	-	-	-	-	-	-	-
c. Bodies corporate	-	-	-	-	-	-	-	-	-
d. Banks/FI	-	-	-	-	-	-	-	-	-
e. Any other	-	-	-	-	-	-	-	-	-
<b>Sub-total (A) (2)</b>	<b>-</b>	<b>-</b>	<b>-</b>	<b>-</b>	<b>-</b>	<b>-</b>	<b>-</b>	<b>-</b>	<b>-</b>
<b>Total shareholding of promoter</b>									
<b>A = (A)(1) + (A)(2)</b>	<b>99,04,817</b>	<b>-</b>	<b>99,04,817</b>	<b>35.77</b>	<b>98,43,492</b>	<b>-</b>	<b>98,43,492</b>	<b>35.55</b>	<b>0.22</b>
<b>B. Public shareholding</b>									
<b>1. Institutions</b>									
a. Mutual Funds	34,62,253	-	34,62,253	12.50	28,61,545	-	28,61,545	10.33	-2.17
b. Banks/FI	40,383	-	40,383	0.15	23,164	-	23,164	0.08	-0.07
c. Central government/state government	-	-	-	-	-	-	-	-	-
d. Venture capital funds	-	-	-	-	-	-	-	-	-
e. Insurance companies	-	-	-	-	-	-	-	-	-
f. FIs	20,76,958	-	20,76,958	7.50	20,76,958	-	-	-	-
g. Foreign venture capital funds	-	-	-	-	-	-	-	-	-
h. Foreign Portfolio Investors	-	-	-	-	33,01,519	-	33,01,519	11.92	11.92
i. Alternate Investment Funds	-	-	-	-	1,47,778	-	1,47,778	0.53	0.53
j. Others	2,54,477	-	2,54,477	0.92	-	-	-	-	-
<b>Sub-total (B)(1)</b>	<b>58,34,071</b>	<b>-</b>	<b>58,34,071</b>	<b>21.07</b>	<b>63,34,006</b>	<b>-</b>	<b>63,34,006</b>	<b>22.86</b>	<b>1.86</b>
<b>2. Non-Institutions</b>									
a. Bodies	9,87,888	-	9,87,888	3.57	3,47,426	-	3,47,426	1.25	-
b. Individuals									
i. Individual shareholders holding nominal share capital up to ₹2 lakhs	65,03,479	1,91,002	6,69,4481	24.18	67,32,911	1,61,740	68,94,651	24.90	0.72
ii. Individual shareholders holding nominal share capital in excess of ₹2 lakhs	33,61,714	-	33,61,714	12.14	34,83,969	-	34,83,969	12.58	0.44
c. NRI	5,34,088	-	5,34,088	1.93	6,00,216	-	6,00,216	2.17	0.24
d. Clearing members	27,253	-	27,253	0.10	31,375	-	31,375	0.11	0.01
e. Others	3,46,740	-	3,46,740	1.25	155,917	-	1,55,917	0.56	-0.69
<b>Sub-total (B)(2)</b>	<b>1,17,61,162</b>	<b>1,91,002</b>	<b>1,19,52,164</b>	<b>43.17</b>	<b>1,13,51,814</b>	<b>1,61,740</b>	<b>1,13,51,814</b>	<b>41.57</b>	<b>-1.60</b>
<b>Total shareholding of public = (B) (1) + (B) (2)</b>	<b>1,75,95,233</b>	<b>1,91,002</b>	<b>1,77,86,235</b>	<b>64.24</b>	<b>1,76,85,820</b>	<b>1,61,740</b>	<b>1,76,85,820</b>	<b>64.43</b>	<b>0.19</b>
<b>C. Shares held by custodian for GDRs &amp; ADRs</b>	-	-	-	-	-	-	-	-	-
<b>Grand Total (A+B+C)</b>	<b>2,75,00,050</b>	<b>1,91,002</b>	<b>2,76,91,052</b>	<b>100.00</b>	<b>2,75,29,312</b>	<b>1,61,740</b>	<b>2,76,91,052</b>	<b>100.00</b>	<b>-</b>

ii. Shareholding of promoters

S. No.	Shareholders' name	Shareholding at the beginning of the year			Shareholding at the end of the year			% of change during the year
		No. of shares	% of total shares of the Company	% of shares pledged/encumbered to total shares	No. of shares	% of total shares of the Company	% of shares pledged/encumbered to total shares	
1.	J. Lakshmana Rao	25,55,445	9.23	–	25,55,445	9.23	–	–
2.	A. Subramanyam	20,29,124	7.33	–	20,29,124	7.33	–	–
3.	Janumahanti Sudha Rani	16,34,588	5.90	–	14,91,588	5.38	–	(0.52)
4.	A. Seshu Kumari	5,43,000	1.96	4,00,000	4,94,000	1.78	3,09,000	(0.18)
5.	N. Padmavathi	4,66,190	1.68	3,00,000	4,66,200	1.68	4,00,000	–
6.	Madireddi Srinivas	4,37,036	1.58	–	4,37,036	1.58	–	–
7.	Golukonda Satyavati	3,15,120	1.14	–	3,15,120	1.14	3,00,000	–
8.	Adivishnu Durga Sundeeep	2,36,462	0.85	–	2,86,462	1.03	–	0.18
9.	Adhivishnu Lakshmi Mythri	2,40,000	0.87	–	2,40,000	0.86	–	(0.01)
10.	Pattabhi Venkateshwara Rao	2,35,896	0.85	–	2,34,896	0.84	–	(0.01)
11.	J. Bhujanga Rao	1,83,834	0.66	–	1,83,834	0.66	–	–
12.	Pattabhi Sai Lakshmi	2,30,932	0.83	–	1,62,000	0.58	–	(0.25)
13.	Janumahanti Rana Pratap	1,45,894	0.53	–	1,45,894	0.52	–	(0.01)
14.	Sathya Sravya Janumahanti	1,44,068	0.52	–	1,44,068	0.52	–	–
15.	Janumahanti Navya Mythri	1,38,304	0.50	–	1,38,304	0.49	–	(0.01)
16.	Kavya Sarraju	–	–	–	1,00,000	0.36	–	0.36
17.	J. Mytraeyi	86,700	0.31	–	86,700	0.31	–	–
18.	N. V. Prasad	75,830	0.27	75,000	75,830	0.27	75,000	–
19.	Sarada Janumanti	54,928	0.20	–	54,928	0.19	–	(0.01)
20.	Virat Laxman Janumahanti	–	–	–	50,000	0.18	–	–
21.	Swetha Mythri Janumahanti	41,588	0.15	–	42,038	0.15	–	–
22.	Koteshwara Rao Madireddi	30,240	0.11	–	30,240	0.11	–	–
23.	Madireddi Hyma	27,690	0.10	–	27,690	0.10	–	–
24.	G. Prasanna Kumar	26,958	0.10	–	26,958	0.09	10,200	–
25.	Seshupriya Golakonda	22,316	0.08	–	22,316	0.08	–	–
26.	K. V. Rama Rao	2,382	0.01	–	2,382	0.01	–	–
27.	P. Appa Rao	292	0.00	–	439	0.00	–	–
	<b>Total</b>	<b>99,04,817</b>	<b>35.77</b>	<b>7,75,000</b>	<b>9,843,492</b>	<b>35.55</b>	<b>10,94,200</b>	<b>(0.46)</b>

(iii) Change in Promoters' Shareholding (please specify, if there is no change)

S. No	Name of the Promoter	Shareholding at the beginning of the year		Cumulative Shareholding during the year	
		No of Shares	%	No of Shares	%
<b>1</b>	<b>J LAKSHMAN RAO</b>				
	At the Beginning of the Year (of face value of Rs 5/- each)	25,55,445	9.23	25,55,445	9.23
	Increase /Decrease during the period	0	0.00	25,55,445	9.23
	<b>At the End of the Year (of face value of Rs 5/- each)</b>	<b>25,55,445</b>	<b>9.23</b>	<b>25,55,445</b>	<b>9.23</b>
<b>2</b>	<b>A SUBRAHMANYAM</b>				
	At the Beginning of the Year (of face value of Rs 5/- each)	20,29,124	7.33	20,29,124	7.33
	Increase /Decrease during the period	0	0.00	20,29,124	7.33
	<b>At the End of the Year (of face value of Rs 5/- each)</b>	<b>20,29,124</b>	<b>7.33</b>	<b>20,29,124</b>	<b>7.33</b>
<b>3</b>	<b>J SUDHA RANI</b>				
	At the Beginning of the Year (of face value of Rs 5/- each)	16,34,588	5.90	16,34,588	5.90
	Increase /Decrease during the period				
a)	08 June 2018 to 15 June 2018 (Gift)	-1,00,000	-0.36	15,34,588	5.54
b)	07 September 2018 to 14 September 2018 (Gift)	-50,000	-0.18	14,84,588	5.36
c)	05 October 2018 to 12 October 2018 (Market Purchase)	7,000	0.03	14,91,588	5.39
	Total Increase /Decrease during the period	-1,43,000	-0.52		0.00
	<b>At the End of the Year (of face value of Rs 5/- each)</b>	<b>14,91,588</b>	<b>5.39</b>	<b>14,91,588</b>	<b>5.39</b>
<b>4</b>	<b>A SESHU KUMARI</b>				
	At the Beginning of the Year (of face value of Rs 5/- each)	5,43,000	1.96	5,43,000	1.96
	Increase /Decrease during the period				
a)	08 June 2018 to 15 June 2018 (Market Purchase)	1,000	0.00	5,44,000	1.96
b)	01February 2019 to 08 February 2019 (Gift)	-50,000	-0.18	4,94,000	1.78
	Increase /Decrease during the period	-49,000	-0.18		0.00
	<b>At the End of the Year (of face value of Rs 5/- each)</b>	<b>4,94,000</b>	<b>1.78</b>	<b>4,94,000</b>	<b>1.78</b>
<b>5</b>	<b>N PADMAVATHI</b>				
	At the Beginning of the Year (of face value of Rs 5/- each)	4,66,190	1.68	4,66,190	1.68
	Increase /Decrease during the period				
a)	05 October 2018 to 12 October 2018 (Market Purchase)	10	0.00	4,66,200	1.68
	Increase /Decrease during the period	10	0.00		0.00
	<b>At the End of the Year (of face value of Rs 5/- each)</b>	<b>4,66,200</b>	<b>1.68</b>	<b>4,66,200</b>	<b>1.68</b>
<b>6</b>	<b>MADIREDDI SRINIVAS</b>				
	At the Beginning of the Year (of face value of Rs 5/- each)	4,37,036	1.58	4,37,036	1.58
	Increase /Decrease during the period	0	0.00	4,37,036	1.58
	<b>At the End of the Year (of face value of Rs 5/- each)</b>	<b>4,37,036</b>	<b>1.58</b>	<b>4,37,036</b>	<b>1.58</b>

(Contd.)

(iii) Change in Promoters' Shareholding (please specify, if there is no change)

S. No	Name of the Promoter	Shareholding at the beginning of the year		Cumilative Shareholding during the year	
		No of Shares	%	No of Shares	%
<b>7</b>	<b>GOLUKONDA SATYAVATI</b>				
	At the Beginning of the Year (of face value of Rs 5/- each)	3,15,120	1.14	3,15,120	1.14
	Increase /Decrease during the period	0	0.00	0	0.00
	<b>At the End of the Year (of face value of Rs 5/- each)</b>	<b>3,15,120</b>	<b>1.14</b>	<b>3,15,120</b>	<b>1.14</b>
<b>8</b>	<b>ADIVISHNU DURGA SUNDEEP</b>				
	At the Beginning of the Year (of face value of Rs 5/- each)	2,36,462	0.85	2,36,462	0.85
	Increase /Decrease during the period				
a	01 February 2019 to 08 February 2019 (Gift)	50,000	0.18	2,86,462	1.03
	Total Increase /Decrease during the period	50,000	0.18		0.00
	<b>At the End of the Year (of face value of Rs 5/- each)</b>	<b>2,86,462</b>	<b>1.03</b>	<b>2,86,462</b>	<b>1.03</b>
<b>9</b>	<b>ADIVISHNU LAKSHMI MYTHRI</b>				
	At the Beginning of the Year (of face value of Rs 5/- each)	2,40,000	0.87	2,40,000	0.87
	Increase /Decrease during the period	0	0.00	2,40,000	0.87
	<b>At the End of the Year (of face value of Rs 5/- each)</b>	<b>2,40,000</b>	<b>0.87</b>	<b>2,40,000</b>	<b>0.87</b>
<b>10</b>	<b>PATTABHI VENKATESWARA RAO</b>				0.00
	At the Beginning of the Year (of face value of Rs 5/- each)	2,35,896	0.85	2,35,896	0.85
	Increase /Decrease during the period				
	<b>06 April 2018 to 13 April 2018</b>	-1,000	0.00	2,34,896	0.85
	Total Increase /Decrease during the period	-1,000	0.00		0.00
	<b>At the End of the Year (of face value of Rs 5/- each)</b>	<b>2,34,896</b>	<b>0.85</b>	<b>2,34,896</b>	<b>0.85</b>
<b>11</b>	<b>J BHUJANGA RAO</b>				
	At the Beginning of the Year (of face value of Rs 5/- each)	1,83,834	0.66	1,83,834	0.66
	Increase /Decrease during the period		0.00		0.00
	Total Increase /Decrease during the period	0	0.00	0	0.00
	<b>At the End of the Year (of face value of Rs 5/- each)</b>	<b>1,83,834</b>	<b>0.66</b>	<b>1,83,834</b>	<b>0.66</b>
<b>12</b>	<b>PATTABHI SAI LAKSHMI</b>				0.00
	At the Beginning of the Year (of face value of Rs 5/- each)	2,30,932	0.83	2,30,932	0.83
	Increase /Decrease during the period				
a)	04 May 2018 to 11 May 2018 (Market Sale)	-50,000	-0.18	1,80,932	0.65
b)	22 June 2018 to 29 June 2018 (Market Sale)	-500	0.00	1,80,432	0.65
c)	29 June 2018 to 06 July 2018 (Market Sale)	-1,019	0.00	1,79,413	0.65
d)	06 July 2018 to 13 July 2018 (Market Sale)	-1,324	0.00	1,78,089	0.64
e)	17 August 2018 to 24 August 2018 (Market Sale)	-2,678	-0.01	1,75,411	0.63
f)	24 August 2018 to 31 August 2018 (Market Sale)	-4,000	-0.01	1,71,411	0.62

(Contd.)



(iii) Change in Promoters' Shareholding (please specify, if there is no change)

S. No	Name of the Promoter	Shareholding at the beginning of the year		Cumulative Shareholding during the year	
		No of Shares	%	No of Shares	%
g)	31 August 2018 to 07 September 2018 (Market Sale)	-1,000	0.00	1,70,411	0.62
h)	07 September 2018 to 14 September 2018 (Market Sale)	-2,300	-0.01	1,68,111	0.61
i)	14 September 2018 to 21 September 2018 (Market Sale)	-1,506	-0.01	1,66,605	0.60
j)	21 September 2018 to 29 September 2018 (Market Sale)	-1,200	0.00	1,65,405	0.60
k)	04 January 2019 to 11 January 2019 (Market Sale)	-330	0.00	1,65,075	0.60
l)	11 January 2019 to 18 January 2019 (Market Sale)	-500	0.00	1,64,575	0.59
m)	22 February 2019 to 01 March 2019 (Market Sale)	-1,000	0.00	1,63,575	0.59
n)	01 March 2019 to 08 March 2019 (Market Sale)	-500	0.00	1,63,075	0.59
o)	15 March 2019 to 22 March 2019 (Market Sale)	-1,075	0.00	1,62,000	0.59
	Total Increase /Decrease during the period	-68,932	-0.25		0.00
	<b>At the End of the Year (of face value of Rs 5/- each)</b>	<b>1,62,000</b>	<b>0.59</b>	<b>1,62,000</b>	<b>0.59</b>
<b>13</b>	<b>RANA PRATAP J</b>				
	At the Beginning of the Year (of face value of Rs 5/- each)	1,45,894	0.53	1,45,894	0.53
	Increase /Decrease during the period	0	0.00	1,45,894	0.53
	<b>At the End of the Year (of face value of Rs 5/- each)</b>	<b>1,45,894</b>	<b>0.53</b>	<b>1,45,894</b>	<b>0.53</b>
<b>14</b>	<b>SATHYA SRAVYA JANUMAHANTI</b>				
	At the Beginning of the Year (of face value of Rs 5/- each)	1,44,068	0.52	1,44,068	0.52
	Increase /Decrease during the period	0	0.00	1,44,068	0.52
	<b>At the End of the Year (of face value of Rs 5/- each)</b>	<b>1,44,068</b>	<b>0.52</b>	<b>1,44,068</b>	<b>0.52</b>
<b>15</b>	<b>JANUMAHANTI NAVYA MYTHRI</b>				
	At the Beginning of the Year (of face value of Rs 5/- each)	1,38,304	0.50	1,38,304	0.50
	Increase /Decrease during the period	0	0.00	0	0.00
	<b>At the End of the Year (of face value of Rs 5/- each)</b>	<b>1,38,304</b>	<b>0.50</b>	<b>1,38,304</b>	<b>0.50</b>
<b>16</b>	<b>KAVYA SARRAJU</b>				
	At the Beginning of the Year (of face value of Rs 5/- each)	0	0.00	0	0.00
	Increase /Decrease during the period	0	0.00	0	0.00
a)	08 June 2018 to 15 June 2018	1,00,000	0.36	1,00,000	0.36
	<b>At the End of the Year (of face value of Rs 5/- each)</b>	<b>1,00,000</b>	<b>0.36</b>	<b>1,00,000</b>	<b>0.36</b>
<b>17</b>	<b>J MYTRAEYI</b>				
	At the Beginning of the Year (of face value of Rs 5/- each)	86,700	0.31	86,700	0.31
	Increase /Decrease during the period	0	0.00	86,700	0.31
	<b>At the End of the Year (of face value of Rs 5/- each)</b>	<b>86,700</b>	<b>0.31</b>	<b>86,700</b>	<b>0.31</b>

(Contd.)

(iii) Change in Promoters' Shareholding (please specify, if there is no change)

S. No	Name of the Promoter	Shareholding at the beginning of the year		Cumulative Shareholding during the year	
		No of Shares	%	No of Shares	%
<b>18</b>	<b>N V PRASAD</b>				
	At the Beginning of the Year (of face value of Rs 5/- each)	75,830	0.27	75,830	0.27
	Increase /Decrease during the period	0	0.00	75,830	0.27
	<b>At the End of the Year (of face value of Rs 5/- each)</b>	<b>75,830</b>	<b>0.27</b>	<b>75,830</b>	<b>0.27</b>
<b>19</b>	<b>J SARADA</b>				
	At the Beginning of the Year (of face value of Rs 5/- each)	54,928	0.20	54,928	0.20
	Increase /Decrease during the period	0	0.00	54,928	0.20
	<b>At the End of the Year (of face value of Rs 5/- each)</b>	<b>54,928</b>	<b>0.20</b>	<b>54,928</b>	<b>0.20</b>
<b>20</b>	<b>VIRAT LAXMAN JANUMAHANTI</b>				
	At the Beginning of the Year (of face value of Rs 5/- each)	0	0.00	0	0.00
	Increase /Decrease during the period			0	0.00
<b>a)</b>	07 September 2018 to 14 September 2018 (Gift)	50,000	0.18	50,000	0.18
	<b>At the End of the Year (of face value of Rs 5/- each)</b>	<b>50,000</b>	<b>0.18</b>	<b>50,000</b>	<b>0.18</b>
<b>21</b>	<b>SWETHA MYTHRI JANUMAHANTI</b>				
	At the Beginning of the Year (of face value of Rs 5/- each)	41,588	0.15	41,588	0.15
	Increase /Decrease during the period		0.00		
<b>a)</b>	15 June 2018 to 22 June 2018 (Market Purchase)	450	0.00	42,038	0.15
	Total Increase /Decrease during the period	450	0.00		0.00
	<b>At the End of the Year (of face value of Rs 5/- each)</b>	<b>42,038</b>	<b>0.15</b>	<b>42,038</b>	<b>0.15</b>
<b>22</b>	<b>KOTESHWARA RAO MADIREDDI</b>				
	At the Beginning of the Year (of face value of Rs 5/- each)	30,240	0.11	30,240	0.11
	Increase /Decrease during the period	0	0.00	30,240	0.11
	<b>At the End of the Year (of face value of Rs 5/- each)</b>	<b>30,240</b>	<b>0.11</b>	<b>30,240</b>	<b>0.11</b>
<b>23</b>	<b>MADIREDDI HYMA</b>				
	At the Beginning of the Year (of face value of Rs 5/- each)	27,690	0.10	27,690	0.10
	Increase /Decrease during the period	0	0.00	27,690	0.10
	<b>At the End of the Year (of face value of Rs 5/- each)</b>	<b>27,690</b>	<b>0.10</b>	<b>27,690</b>	<b>0.10</b>
<b>24</b>	<b>PRASANNA KUMAR GOLKONDA</b>				
	At the Beginning of the Year (of face value of Rs 5/- each)	26,958	0.10	26,958	0.10
	Increase /Decrease during the period	0	0.00	26,958	0.10
	<b>At the End of the Year (of face value of Rs 5/- each)</b>	<b>26,958</b>	<b>0.10</b>	<b>26,958</b>	<b>0.10</b>

(Contd.)

(iii) Change in Promoters' Shareholding (please specify, if there is no change)

S. No	Name of the Promoter	Shareholding at the beginning of the year		Cumulative Shareholding during the year	
		No of Shares	%	No of Shares	%
<b>25</b>	<b>SESHUPRIYA GOLAKONDA</b>				
	At the Beginning of the Year (of face value of Rs 5/- each)	22,316	0.08	22,316	0.08
	Increase /Decrease during the period	0	0.00	0	0.00
	<b>At the End of the Year (of face value of Rs 5/- each)</b>	<b>22,316</b>	<b>0.08</b>	<b>22,316</b>	<b>0.08</b>
<b>26</b>	<b>K V RAMARAO</b>				
	At the Beginning of the Year (of face value of Rs 5/- each)	2,382	0.01	2,382	0.01
	Increase /Decrease during the period	0	0.00	2,382	0.01
	<b>At the End of the Year (of face value of Rs 5/- each)</b>	<b>2,382</b>	<b>0.01</b>	<b>2,382</b>	<b>0.01</b>
<b>27</b>	<b>P APPARAO</b>				
	At the Beginning of the Year (of face value of Rs 5/- each)	292	0.00	292	0.00
	Increase /Decrease during the period				
a)	04 May 2018 to 10 May 2018 (Market Purchase)	15	0.00	307	0.00
b)	22 June 2018 to 29 June 2018 (Market Purchase)	40	0.00	347	0.00
c)	29 June 2018 to 06 July 2018 (Market Sale)	-18	0.00	329	0.00
d)	06 July 2018 to 13 July 2018 (Market Purchase)	9	0.00	338	0.00
e)	13 July 2018 to 20 July 2018 (Market Purchase)	21	0.00	359	0.00
f)	20 July 2018 to 27 July 2018 (Market Purchase)	40	0.00	399	0.00
g)	05 October 2018 to 12 October 2018 (Market Purchase)	40	0.00	439	0.00
	Total Increase /Decrease during the period	147	0.00		0.00
	<b>At the End of the Year (of face value of Rs 5/- each)</b>	<b>439</b>	<b>0.00</b>	<b>439</b>	<b>0.00</b>

iv. Shareholding pattern of top ten shareholders (other than Directors, Promoters and Holders of GDRs and ADRs)

S.No	Name of shareholder	Beginning of the year		During the year	
		No. of shares	%	No. of shares	%
<b>1</b>	<b>DSP SMALL CAP FUND</b>				
	<b>At the Beginning of the Year (of face value of Rs 5/- each)</b>	18,08,643	6.53	18,08,643	6.53
	Increase /Decrease during the period				
	Total Increase /Decrease during the period	0	0.00	0	0.00
	<b>At the End of the Year (of face value of Rs 5/- each)</b>	18,08,643	6.53	18,08,643	6.53
<b>2</b>	<b>VERDIPAPIRFONDET ODIN EMERGING MARKETS</b>				
	<b>At the Beginning of the Year (of face value of Rs 5/- each)</b>	0	0.00	0	0.00
	Increase /Decrease during the period				
<b>a)</b>	15 June 2018 to 22 June 2018 (Market Purchase)	1,45,200	0.52	1,45,200	0.52
<b>b)</b>	22 June 2018 to 29 June 2018 (Market Purchase)	44,800	0.16	1,90,000	0.69
<b>c)</b>	29 June 2018 to 06 July 2018 (Market Purchase)	10,000	0.04	2,00,000	0.72
<b>d)</b>	27 July 2018 to 03 August 2018 (Market Purchase)	11,123	0.04	2,11,123	0.76
<b>e)</b>	03 August 2018 to 10 August 2018 (Market Purchase)	56,550	0.20	2,67,673	0.97
<b>f)</b>	10 August 2018 to 17 August 2018 (Market Purchase)	7,327	0.03	2,75,000	0.99
<b>g)</b>	17 August 2018 to 24 August 2018 (Market Purchase)	45,000	0.16	3,20,000	1.16
<b>h)</b>	24 August 2018 to 31 August 2018 (Market Purchase)	15,500	0.06	3,35,500	1.21
<b>i)</b>	31 August 2018 to 07 September 2018 (Market Purchase)	14,500	0.05	3,50,000	1.26
<b>j)</b>	07 September 2018 to 14 September 2018 (Market Purchase)	10,711	0.04	3,60,711	1.30
<b>k)</b>	14 September 2018 to 21 September 2018 (Market Purchase)	12,789	0.05	3,73,500	1.35
<b>l)</b>	21 September 2018 to 30 September 2018 (Market Purchase)	1,22,980	0.44	4,96,480	1.79
<b>m)</b>	30 September 2018 to 05 October 2018 (Market Purchase)	53,520	0.19	5,50,000	1.99
<b>n)</b>	12 October 2018 to 19 October 2018 (Market Purchase)	49,435	0.18	5,99,435	2.16
<b>o)</b>	19 October 2018 to 26 October 2018 (Market Purchase)	28,935	0.10	6,28,370	2.27
<b>p)</b>	26 October 2018 to 02 November 2018 (Market Purchase)	64,102	0.23	6,92,472	2.50
<b>q)</b>	02 November 2018 to 09 November 2018 (Market Purchase)	3,00,000	1.08	9,92,472	3.58
<b>r)</b>	23 November 2018 to 30 November 2018 (Market Purchase)	33,000	0.12	10,25,472	3.70
<b>s)</b>	30 November 2018 to 07 December 2018 (Market Purchase)	24,756	0.09	10,50,228	3.79
<b>t)</b>	07 December 2018 to 14 December 2018 (Market Purchase)	42,244	0.15	10,92,472	3.95
<b>u)</b>	08 March 2019 to 15 March 2019 (Market Purchase)	4,444	0.02	10,96,916	3.96
<b>v)</b>	15 March 2019 to 22 March 2019 (Market Purchase)	16,731	0.06	11,13,647	4.02
	Total Increase /Decrease during the period	11,13,647	4.02		0.00
	<b>At the End of the Year (of face value of Rs 5/- each)</b>	11,13,647	4.02	11,13,647	4.02

(Contd.)



iv. Shareholding pattern of top ten shareholder (Contd.)

S.No	Name of shareholder	Beginning of the year		During the year	
		No. of shares	%	No. of shares	%
<b>3</b>	<b>MADHULIKA AGARWAL</b>				
	<b>At the Beginning of the Year (of face value of Rs 5/- each)</b>	9,34,314	3.37	9,34,314	3.37
	Increase /Decrease during the period				
<b>a)</b>	13 July 2018 to 20 July 2018 (Market Purchase)	86,579	0.31	10,20,893	3.69
	Total Increase /Decrease during the period	86,579	0.31		0.00
	<b>At the End of the Year (of face value of Rs 5/- each)</b>	10,20,893	3.69	10,20,893	3.69
<b>4</b>	<b>ASHISH KACHOLIA</b>				
	<b>At the Beginning of the Year (of face value of Rs 5/- each)</b>	8,60,915	3.11	8,60,915	3.11
	Increase /Decrease during the period				
<b>a)</b>	13 July 2018 to 20 July 2018 (Market Purchase)	86,582	0.31	9,47,497	3.42
	Total Increase /Decrease during the period	86,582	0.31		0.00
	<b>At the End of the Year (of face value of Rs 5/- each)</b>	9,47,497	3.42	9,47,497	3.42
<b>5</b>	<b>KITARA INDIA MICRO CAP GROWTH FUND</b>				
	<b>At the Beginning of the Year (of face value of Rs 5/- each)</b>	9,00,000	3.25	9,00,000	3.25
	Increase /Decrease during the period				
<b>a)</b>	01 February 2019 to 08 February 2019 (Market Sale)	-9,000	0.03	8,91,000	3.22
<b>b)</b>	08 February 2019 to 15 February 2019 (Market Sale)	-6,000	0.02	8,85,000	3.20
<b>c)</b>	15 February 2019 to 22 February 2019 (Market Sale)	-25,000	0.09	8,60,000	3.11
	Total Increase /Decrease during the period	-40,000	0.14		0.00
	<b>At the End of the Year (of face value of Rs 5/- each)</b>	8,60,000	3.11	8,60,000	3.11
<b>6</b>	<b>PRINCIPAL TRUSTEE CO. PVT LTD.</b>				
	<b>At the Beginning of the Year (of face value of Rs 5/- each)</b>	5,05,080	1.82	5,05,080	1.82
	Increase /Decrease during the period				
<b>a)</b>	17 August 2018 to 24 August 2018 (Market Purchase)	18,000	0.07	5,23,080	1.89
<b>b)</b>	21 September 2018 to 30 September 2018 (Market Purchase)	17,280	0.06	17,280	0.06
<b>c)</b>	30 September 2018 to 05 October 2018 (Market Purchase)	59,384	0.21	5,82,464	2.10
<b>d)</b>	05 October 2018 to 12 October 2018 (Market Purchase)	256	0.00	17,536	0.06
<b>e)</b>	02 November 2018 to 09 November 2018 (Market Purchase)	9,000	0.03	5,91,464	2.14
<b>f)</b>	09 November 2018 to 16 November 2018 (Market Purchase)	9,000	0.03	26,536	0.10
<b>g)</b>	30 November 2018 to 07 December 2018 (Market Purchase)	18,900	0.07	6,10,364	2.20
<b>h)</b>	28 December 2018 to 04 January 2019 (Market Purchase)	15,000	0.05	41,536	0.15
<b>i)</b>	11 January 2018 to 18 January 2019 (Market Purchase)	15,000	0.05	6,25,364	2.26

(Contd.)

iv. Shareholding pattern of top ten shareholder (Contd.)

S.No	Name of shareholder	Beginning of the year		During the year	
		No. of shares	%	No. of shares	%
j)	18 January 2019 to 25 January 2019 (Market Purchase)	33,000	0.12	74,536	0.27
k)	25 January 2019 to 01 February 2019 (Market Purchase)	45,690	0.16	6,71,054	2.42
l)	08 February 2019 to 15 February 2019 (Market Purchase)	45,000	0.16	1,19,536	0.43
m)	15 February 2019 to 22 February 2019 (Market Purchase)	6,863	0.02	6,77,917	2.45
	Total Increase /Decrease during the period	2,92,373	1.06		0.00
	<b>At the End of the Year (of face value of Rs 5/- each)</b>	<b>7,97,453</b>	<b>2.88</b>	<b>7,97,453</b>	<b>2.88</b>
<b>7</b>	<b>PASSAGE TO INDIA MASTER FUND LIMITED</b>				
	<b>At the Beginning of the Year (of face value of Rs 5/- each)</b>	<b>5,58,954</b>	<b>2.02</b>	<b>5,58,954</b>	<b>2.02</b>
	Increase /Decrease during the period				
a)	10 August 2018 to 17 August 2018 (Market Sale)	-20,000	0.07	5,38,954	1.95
b)	18 January 2018 to 25 January 2019 (Market Sale)	-5,000	0.02	5,33,954	1.93
	Total Increase /Decrease during the period	-25,000	0.09		0.00
	<b>At the End of the Year (of face value of Rs 5/- each)</b>	<b>5,33,954</b>	<b>1.93</b>	<b>5,33,954</b>	<b>1.93</b>
<b>8</b>	<b>MAWER EMERGING MARKETS EQUITY FUND</b>				
	<b>At the Beginning of the Year (of face value of Rs 5/- each)</b>	<b>2,07,000</b>	<b>0.75</b>	<b>2,07,000</b>	<b>0.75</b>
	Increase /Decrease during the period				
a)	10 August 2018 to 17 August 2018 (Market Purchase)	979	0.00	2,07,979	0.75
b)	25 January 2019 to 01 February 2019 (Market Purchase)	12,014	0.04	12,014	0.04
c)	01 February 2019 to 08 February 2019 (Market Purchase)	17,007	0.06	2,24,986	0.81
	Total Increase /Decrease during the period	30,000	0.11		0.00
	<b>At the End of the Year (of face value of Rs 5/- each)</b>	<b>2,37,000</b>	<b>0.86</b>	<b>2,07,000</b>	<b>0.75</b>
<b>9</b>	<b>INVESTOR EDUCATION AND PROTECTION FUND A</b>				
	<b>At the Beginning of the Year (of face value of Rs 5/- each)</b>	<b>2,28,630</b>	<b>0.83</b>	<b>2,28,630</b>	<b>0.83</b>
	Increase /Decrease during the period				
	Total Increase /Decrease during the period	0	0.00		0.00
	<b>At the End of the Year (of face value of Rs 5/- each)</b>	<b>2,28,630</b>	<b>0.83</b>	<b>2,28,630</b>	<b>0.83</b>
<b>10</b>	<b>A SESHU KUMARI</b>	<b>1,92,960</b>	<b>0.70</b>	<b>1,92,960</b>	<b>0.70</b>
	<b>At the Beginning of the Year (of face value of Rs 5/- each)</b>				
	Increase /Decrease during the period				
	Total Increase /Decrease during the period	0	0.00	0	0.00
	<b>At the End of the Year (of face value of Rs 5/- each)</b>	<b>1,92,960</b>	<b>0.70</b>	<b>1,92,960</b>	<b>0.70</b>

Note: The above information is based on the weekly beneficiary position received from Registrar Transfer & Agents.

(Contd.)

**(v) Shareholding of Directors and Key Managerial Personnel**

S.No	Name of the Directors and Key Managerial Personnel	Shareholding at the beginning of the year		Cumulative Shareholding during the year	
		No of Shares	%	No of Shares	%
<b>1</b>	<b>J LAKSHMAN RAO</b>				
	At the Beginning of the Year (of face value of Rs 5/- each)	25,55,445	9.23	25,55,445	9.23
	Increase /Decrease during the period	0	0.00	25,55,445	9.23
	<b>At the End of the Year (of face value of Rs 5/- each)</b>	<b>25,55,445</b>	<b>9.23</b>	<b>25,55,445</b>	<b>9.23</b>
<b>2</b>	<b>A SUBRAHMANYAM</b>				
	At the Beginning of the Year (of face value of Rs 5/- each)	20,29,124	7.33	20,29,124	7.33
	Increase /Decrease during the period	0	0.00	20,29,124	7.33
	<b>At the End of the Year (of face value of Rs 5/- each)</b>	<b>20,29,124</b>	<b>7.33</b>	<b>20,29,124</b>	<b>7.33</b>
<b>3</b>	<b>PATTABHI VENKATESWARA RAO</b>				
	At the Beginning of the Year (of face value of Rs 5/- each)	2,35,896	0.85	2,35,896	0.85
	Increase /Decrease during the period				
	06 April 2018 to 13 April 2018 (Market Sale)	-1,000	0.00	2,34,896	0.85
	Total Increase /Decrease during the period	-1,000	0.00		0.00
	<b>At the End of the Year (of face value of Rs 5/- each)</b>	<b>2,34,896</b>	<b>0.85</b>	<b>2,34,896</b>	<b>0.85</b>
<b>4</b>	<b>J MYTRAEYI</b>				
	At the Beginning of the Year (of face value of Rs 5/- each)	86,700	0.31	86,700	0.31
	Increase /Decrease during the period	0	0.00	86,700	0.31
	<b>At the End of the Year (of face value of Rs 5/- each)</b>	<b>86,700</b>	<b>0.31</b>	<b>86,700</b>	<b>0.31</b>
<b>5</b>	<b>MADIREDDI SRINIVAS</b>				
	At the Beginning of the Year (of face value of Rs 5/- each)	4,37,036	1.58	4,37,036	1.58
	Increase /Decrease during the period	0	0.00	4,37,036	1.58
	<b>At the End of the Year (of face value of Rs 5/- each)</b>	<b>4,37,036</b>	<b>1.58</b>	<b>4,37,036</b>	<b>1.58</b>
<b>6</b>	<b>Dr. N.V.N. VARMA</b>				
	At the Beginning of the Year (of face value of Rs 5/- each)	NIL	NIL	NIL	NIL
	Increase /Decrease during the period	NIL	NIL	NIL	NIL
	<b>At the End of the Year (of face value of Rs 5/- each)</b>	<b>NIL</b>	<b>NIL</b>	<b>NIL</b>	<b>NIL</b>
<b>7</b>	<b>VASU PRAKASH CHITTURI*</b>				
	At the Beginning of the Year (of face value of Rs 5/- each)	NIL	NIL	NIL	NIL
	Increase /Decrease during the period	NIL	NIL	NIL	NIL
	<b>At the End of the Year (of face value of Rs 5/- each)</b>	<b>NIL</b>	<b>NIL</b>	<b>NIL</b>	<b>NIL</b>
<b>8</b>	<b>Dr. T. VENKATESWARA RAO</b>				
	At the Beginning of the Year (of face value of Rs 5/- each)	94,000	0.34	94,000	0.34
	Increase /Decrease during the period				
a)	16 April 2018 to 24 April 2018 (Market Sale)	-74,000	-0.27	-74,000	0.27
	Increase /Decrease during the period	-74,000	-0.27	-74,000	0.27
	<b>At the End of the Year (of face value of Rs 5/- each)</b>	<b>20,000</b>	<b>0.07</b>	<b>20,000</b>	<b>0.07</b>

(v) Shareholding of Directors and Key Managerial Personnel (Contd.)

S.No	Name of the Directors and Key Managerial Personnel	Shareholding at the beginning of the year		Cumulative Shareholding during the year	
		No of Shares	%	No of Shares	%
<b>9</b>	<b>Dr. VENKATA APPA RAO KOTAGIRI</b>				
	At the Beginning of the Year (of face value of Rs 5/- each)	0	0.00	0	0.00
	Increase /Decrease during the period				
<b>a)</b>	07 May 2018 to 14 May 2018	238	0.00	238	0.00
	Increase /Decrease during the period	238	0.00	238	0.00
	<b>At the End of the Year (of face value of Rs 5/- each)</b>				
<b>10</b>	<b>ESWARA RAO IMMANENI</b>				
	At the Beginning of the Year (of face value of Rs 5/- each)	0		0	0.00
	Increase /Decrease during the period				
<b>a)</b>	07 May 2018 to 14 May 2018	7,554	0.03	7,554	0.00
	Increase /Decrease during the period	7,554	0.03		
	<b>At the End of the Year (of face value of Rs 5/- each)</b>	7,554	0.03	7,554	0.03
<b>11</b>	<b>A SESHU KUMARI</b>				
	At the Beginning of the Year (of face value of Rs 5/- each)	5,43,000	1.96	5,43,000	1.96
	Increase /Decrease during the period				
<b>a)</b>	08 June 2018 to 15 June 2018 (Market Purchase)	1,000	0.00	5,44,000	1.96
<b>b)</b>	01 February 209 to 08 February 2019 (Gift)	-50,000	-0.18	4,94,000	1.78
	Increase /Decrease during the period	-49,000	-0.18		0.00
	<b>At the End of the Year (of face value of Rs 5/- each)</b>	4,94,000	1.78	<b>4,94,000</b>	1.78
<b>12</b>	<b>THAKUR VISHAL SINGH</b>				
	At the Beginning of the Year (of face value of Rs 5/- each)	NIL	0.00	NIL	0.00
	Increase /Decrease during the period	NIL	0.00	NIL	0.00
	<b>At the End of the Year (of face value of Rs 5/- each)</b>	<b>NIL</b>	0.00	<b>NIL</b>	0.00

\*Mr. Vasu Prakash Chitturi, has resigned from the post of Independent Director of the company w.e.f. 24th August, 2019

**V. INDEBTEDNESS**

Indebtedness of the Company including interest outstanding/accrued but not due for payment

₹ Lakhs

Particulars	Secured loans excluding deposits	Unsecured loans	Deposits	Total indebtedness
Indebtedness at the beginning of the financial year				
i. Principal amount	7,840	277	-	8,117
ii. Interest due but not paid	-	-	-	-
iii. Interest accrued but not due	1	-	-	1
<b>Total (i+ii+iii)</b>	<b>7,841</b>	<b>277</b>	-	<b>8,118</b>
Change in indebtedness during the financial year				
Addition	1,817	-	-	1,817
Reduction	242	84	-	326
<b>Net change</b>	<b>1,575</b>	<b>(84)</b>	-	<b>1,491</b>

(Contd.)



## V. INDEBTEDNESS (Contd.)

Particulars	Secured loans excluding deposits	Unsecured loans	Deposits	Total indebtedness
Indebtedness at the end of the financial year				
i. Principal amount	9,415	193	-	9,608
ii. Interest due but not paid	-	-	-	-
iii. Interest accrued but not due	34	-	-	34
<b>Total (i+ii+iii)</b>	<b>9,449</b>	<b>193</b>	<b>-</b>	<b>9,642</b>

## VI. REMUNERATION OF DIRECTORS AND KEY MANAGERIAL PERSONNEL

### A. Remuneration to Managing Director, Whole-time Directors and/or Manager

₹ Lakhs

S. No.	Particulars of Remuneration	Name of Managing Director/Whole-time Director				Total
		J. Lakshmana Rao	A. Subramanyam	P. Venkateswara Rao	M. Srinivas	
1.	Gross salary					
a.	Salary as per provisions contained in Section 17(1) of the Income Tax Act, 1961	108.00	120.00	76.80	48.28	353.08
b.	Value of perquisites under Section 17(2) of the Income Tax Act, 1961	-	29.44	29.20	14.01	72.65
c.	Profits in lieu of salary under Section 17(3) of the Income Tax Act, 1961	-	-	-	-	-
2.	Provision for Managerial Commission	27.00	27.00	27.00	-	81.00
3.	Provision for Current Year Gratuity	6.78	7.61	4.66	2.95	22.00
4.	Provision for Current Year Leave encashment	10.53	9.65	6.13	2.56	28.87
5.	Others	-	-	-	-	-
	<b>Total</b>	<b>152.31</b>	<b>193.70</b>	<b>143.79</b>	<b>67.80</b>	<b>557.60</b>
	Ceiling as per the Act	The remuneration is paid as per resolution passed in the 18th AGM held on 28th September, 2015.				

**Note:** J. Lakshmana Rao, Chairman & Managing Director is drawing salary from two companies - Mold-Tek Packaging Limited and Mold-Tek Technologies Limited, aggregating to ₹211.52 lakhs pursuant to approval of the Members accorded at the 18th Annual General Meeting of Mold-Tek Packaging Limited held on 28th September, 2015 and 31<sup>st</sup> Annual General Meeting of Mold-Tek Technologies Limited held on 28th September, 2015.

REMUNERATION OF DIRECTORS AND KEY MANAGERIAL PERSONNEL (Contd)

B. Remuneration to other Directors

₹ Lakhs

Particulars of Remuneration	Name of Directors						Total
	Dr. T. Venkateswara Rao	Dr.N.V.N. Varma	Vasu Prakash Chitturi	J. Mytraeyi	Dr. Venkata Appa Rao Kotagiri	Eswara Rao Immaneni	
Independent Directors/ Non-Executive Directors	-	-	-	-	-	-	
• Fee for attending board/ committee meetings	60,000	50,000	20,000	10,000	NIL		1,40,000
• Commission	-	-	-	-	-		
• Others							
<b>Total remuneration (A+B)</b>							
<b>Overall ceiling as per the Act</b>	Not applicable						

C. Remuneration to key managerial personnel

₹ Lakhs

S. No.	Particulars of Remuneration	Key Managerial Personnel			Total
		Thakur Vishal Singh (CS)	A. Seshu Kumari (CFO)	Apeksha Naidu (CS)	
1.	a. Salary as per provisions contained in Section 17(1) of the Income Tax Act, 1961	5.43	34.80	0.42	40.65
	b. Value of perquisites under Section 17(2) of the Income Tax Act, 1961	-	-	-	-
	c. Profits in lieu of salary under Section 17(3) of the Income Tax Act, 1961	-	-	-	-
2.	Stock option	-	-	-	-
3.	Sweat equity	-	-	-	-
4.	Commission	-	-	-	-
5.	Others	-	-	-	-
	<b>Total</b>	<b>5.43</b>	<b>34.80</b>	<b>0.42</b>	<b>40.65</b>

VII. PENALTIES/PUNISHMENT/COMPOUNDING OF OFFENCES

Against the Company, Directors and other officers in default under the Companies Act, 2013: NONE

for Mold-Tek Packaging Limited



**J. Lakshmana Rao**  
Chairman & Managing Director  
(DIN: 00649702)



**A. Subramanyam**  
Deputy Managing Director  
(DIN: 00654046)

## Form AOC-1

(Pursuant to first proviso to sub-section (3) of Section 129 read with Rule 5 of Companies (Accounts) Rules, 2014)

**Statement containing salient features of the financial statement of subsidiaries/associate companies/joint ventures**

### Part A: Subsidiary

Sl.No.	Particulars	Details
1.	Name of the subsidiary	Mold-Tek Packaging FZE
2.	The date since when subsidiary was acquired	12th January, 2016
3.	Reporting period for the subsidiary concerned, if different from the holding company's reporting period	31 <sup>st</sup> March, 2019
4.	Reporting currency and exchange rate as on the last date of the relevant financial year in the case of foreign subsidiaries	₹ 18.86 per 1 AED
5.	Share capital	₹ 10,29,64,624
6.	Reserves & surplus	₹ 9,80,38,130
7.	Total assets	₹ 22,93,87,742
8.	Total liabilities	₹ 22,93,87,742
9.	Investments	-
10.	Turnover	₹ 13,06,84,839
11.	Profit/(loss) before taxation	₹ (3,93,44,576)
12.	Provision for taxation	-
13.	Profit/(loss) after taxation	₹ (3,93,44,576)
14.	Proposed dividend	-
15.	Extent of shareholding	100%

- Names of subsidiaries which are yet to commence operations: Nil
- Names of subsidiaries which have been liquidated or sold during the year: Nil

### VIII. PENALTIES/PUNISHMENT/COMPOUNDING OF OFFENCES

Against the Company, Directors and other officers in default under the Companies Act, 2013: NONE


### Part B: Associates and joint ventures

The Company does not have any associates and joint venture.

for **Mold-Tek Packaging Limited**



**J. Lakshmana Rao**  
Chairman & Managing Director  
(DIN: 00649702)



**A. Subramanyam**  
Deputy Managing Director  
(DIN: 00654046)



**A. Seshu Kumari**  
Chief Financial Officer



**Thakur Vishal Singh**  
Company Secretary  
(M. No A41956)

## MANAGEMENT DISCUSSION AND ANALYSIS

### FORWARD LOOKING STATEMENT

The financial statements are prepared in accordance with Indian Accounting Standards (Ind AS) notified under the Companies (Indian Accounting Standards) Rules, 2015 as amended by the Companies (Indian Accounting Standards) Amendment Rules, 2016 and Companies (Indian Accounting Standards) Amendment Rules, 2017, the relevant provisions of the Companies Act, 2013 ('the Act') and guidelines issued by the Securities and Exchange Board of India (SEBI), as applicable. The management accepts responsibility for the integrity and objectivity of these financial statements as well as for various estimates and judgments used therein. These estimates and judgments relating to the financial statements have been made on a prudent and reasonable basis, in order that the statements reflect, in a true and fair manner, the state of affairs and profits for the year. This report may also contain certain statements that the Company believes are or may be considered to be 'forward looking statements' which are subject to certain risks and uncertainties.

### OVERVIEW

#### GLOBAL ECONOMY

Global economic output growth declined from 3.8 per cent in 2017 to 3.6 per cent in 2018. The slowdown in the world economy and Emerging Market and Developing Economies (EMDEs) in 2018 followed the escalation of US China trade tensions, tighter credit policies in China, and financial tightening alongside the normalization of monetary policy in the larger advanced economies.

Global growth has continued to soften this year. Momentum remains weak and policy space is limited. A subdued recovery in investment growth in emerging market and developing economies (EMDEs) dampens potential growth prospects and hampers progress toward achieving the Sustainable Development Goals. Risks remain firmly on the downside, including the possibility of escalating trade tensions, sharper-than-expected slowdowns in major economies, and renewed financial stress in EMDEs. Meanwhile, rising debt constrains the ability of EMDE governments to support economic activity in the event of adverse developments, as well as finance growth-enhancing investments. This highlights the need for policy actions to undertake reforms to boost private investment and productivity growth. These reforms are particularly urgent in low-income countries, which face more significant challenges today than they did in the early 2000s.

Eurozone's economic growth dipped to 1.8% in 2018 from 2.4% in 2017 due to weak export performance and low domestic demand. China's growth rate also fell to 6.6% from

6.9% in 2017 as tight monetary policy reduced demand in the domestic market. The US economy, however managed to buck the trend and register a 2.9% growth in 2018. Good employment rates, favorable business conditions and marginal inflation helped the world's largest economy grow at its strongest pace in nearly a decade.

#### INDIAN ECONOMY

India continues to remain the fastest growing major economy in the world in 2018-19, despite a slight moderation in its GDP growth from 7.2 per cent in 2017-18 to 6.8 per cent in 2018-19. India's growth of real GDP has been high with average growth of 7.5 per cent in the last 5 years (2014-15 onwards). The Indian economy grew at 6.8 per cent in 2018-19, thereby experiencing some moderation in growth when compared to the previous year. This moderation in growth momentum is mainly on account of lower growth in 'Agriculture & allied', 'Trade, hotel, transport, storage, communication and services related to broadcasting' and 'Public administration & defense' sectors.

Net Foreign Direct Investment (FDI) inflows grew by 14.2 per cent in 2018-19. Among the top sectors attracting FDI equity inflows, services, automobiles and chemicals were the major categories. By and large, FDI inflows have been growing at a high rate since 2015-16. This pick up indicates the improvement in confidence of the foreign investors in the Indian economy.

The growth in manufacturing sector picked up in 2018-19, although the momentum slowed down towards the end of the financial year with a growth of 3.1 per cent in fourth quarter of the year, as compared to 12.1 per cent, 6.9 per cent and 6.4 per cent in first, second and third quarter respectively. The growth rate in Q4 of 2018-19 moderated considerably, on account of lower NBFC lending, which in part led to sales in the auto sector.

Indian banking sector has been dealing with twin balance sheet problem, which refers to stressed, corporate and bank balance sheets. The increase in Non-Performing Assets (NPA) of banks led to stress on balance sheets of banks, with the Public Sector Banks (PSBs) taking in more stress.

Service sector is the most dynamic sector in the economy and has remained the key driver of economic growth along with being a major contributor to GVA and export basket of the Indian Economy. Service exports has become one of the mainstay of India's total exports increasing manifold, from ₹0.746 lakh crore in 2000-01 to ₹14.389 lakh crore in 2018-19, raising its share in total exports from 26.8 per cent to 38.4 per cent. Share of India in world service exports has also increased from 2 per cent in 2005 to 3.5 per cent in 2017.



This share is much higher than that of manufacturing exports which stands at 1.8 per cent in 2017.

Green shoots in the investment activity appear to be taking hold as also seen in the pickup in credit growth to industry. Credit to, both, large and micro, small and medium enterprises has seen pickup in growth. The growth of bank credit to micro, small and medium enterprises was contracting in 2016 and 2017, but has started picking up in 2018. Credit growth to large industry started declining since March 2016 and entered negative territory by October 2016. It has recovered since early 2017-18 and the momentum has picked up in the second half of 2018.

In year 2011-12, industry sector had the highest investment rate, followed by services, whereas the agriculture sector had investment rate much less than half of that of services. In 2017-18, investment rate in services sector became the highest. Investment rate in agriculture still continues to lag behind and now is half the investment rate in the industry sector. Simultaneously, there has been a decline in savings rate as well, with the household sector entirely contributing to the decline. Household savings declined from 23.6 % in 2011-12 to 17.2 % in 2017-18.

The trend of growth of exports and imports was different in 2018-19 in rupee and US dollar terms. While growth of both export and import declined in US\$ terms, it increased in rupee terms (at current prices) in 2018-19. This happened due to the depreciation of rupee vis-a vis US dollar in 2018-19.

Gross Value Added reflected a decline in economic activity, registering a growth of 6.6 per cent in 2018-19, lower than 6.9 per cent in 2017-18. Growth of net indirect taxes was 8.8 per cent in 2018-19, lower than that of 2017-18 on account of loss of momentum of economic activity.

Rupee depreciated by 7.8 per cent vis-à-vis US dollar, 7.7 per cent against Yen, and 6.8 per cent against Euro and Pound Sterling in 2018-19. During 2018-19, Indian rupee traded with a depreciating trend against US dollar and touched ₹74.4 per US dollar in October 2018 before recovering to ₹69.2 per US dollar at end March 2019.

The foreign exchange reserves in nominal terms (including the valuation effects) decreased by US\$ 11.6 billion end-March 2019 over end-March 2018. Within the year, foreign exchange reserves were declining until October 2018 due to RBI's intervention to modulate exchange rate volatility. India's foreign exchange reserves continue to be comfortably placed at US \$ 422.2 billion, as on 14th June 2019.

#### INDUSTRY STRUCTURE AND DEVELOPMENT

Plastic Industry is taking a very significant part in the contribution of the progress of our country. It has contributed greatly to different sectors in the country such as Automotive, Construction, Electronics, Healthcare,

Textiles, and FMCG etc. The plastic industry contributes to almost every daily requirement which is clothing, housing, construction, furniture, automobiles, household items, agriculture, horticulture, irrigation, packaging, medical appliances, electronics and electrical items Plastic Industry grows in the huge regional diversification of India, Western India accounts for 47%, Northern India for 23% and Southern India for 21%. Per capita consumption of the plastic Industry is increasing heavily.

The total plastic consumption in India is around 15 million tonnes and is expected to go up to 25 million tonnes in the next seven years. India's plastics exports posted a growth of 31.6% at USD 4.59 billion during the period Apr 18-Sep 18 (H1 2018-19) as against USD 3.48 billion in same period during H1 2017-18. The Indian plastics industry offers excellent potential in terms of capacity, infrastructure and skilled manpower. It is supported by a large number of polymer producers, and plastic process machinery and mould manufacturers in the country.

#### STANDALONE FINANCIAL AND OPERATIONAL PERFORMANCE - OVERVIEW

₹ Lakhs except EPS

Particulars	2018-19	2017-18	2016-17	2015-16	2014-15
Income	39408	33946	30080	26846	27728
EBITDA	7328	6452	5343	4626	4082
Exceptional items*	1150	-	-	-	-
PBT	3996	4857	4120	3678	2534
Net Profit	2410	3169	2689	2410	1687
EPS (Face Value of ₹ 5) -(₹)	8.70	11.44	9.71	8.70	7.20

During the year, your Company has registered a healthy growth of 16% on the topline and bottom-line at EBITDA level is up by 13.58% and at the PAT level (includes exceptional items) it is up by around 12.35%. The volume growth if you remove the factor of the raw material pricing the volume growth is actually 11.52% in production and in sales terms it is close to 9%. So the sales are effectively up by 9% and profits are up by about 12.35%.

During the financial year, in the FMCG sector sales have gone up from ₹61 Crores to ₹85 Crores, resulting a handsome growth of 40%. Edible oil packs have handsomely contributed to Company's growth, in this financial year. Sales of these packs gone up from ₹7 Crores to ₹22 Crores, a 214% growth.

During the year, the paint sector sales have gone up by 9.41% in value but the tonnage paint sales have gone up by 5%, lube sector up by about 7% and food and FMCG up by 57%. So overall rise in volume growth is 11.52%.

\*Your Company has decided to substantially wind down the operations of the wholly owned subsidiary "Mold-Tek Packaging FZE, UAE in view of the reduced viability. The Company is not expecting to realize the investment made and accordingly the investment of ₹1003.20 Lakhs is impaired and fully provided for. Further, a provision of ₹146.83 Lakhs is also made towards expected loss on the realization of the trade receivables, the same has reported in financial statement as an Exceptional items.

### **FUTURE OUTLOOK**

Your Company's two plants at Vizag and Mysore have just started production in the month of March 2019 for Mysore and in the month of May 2019 for Vizag. Your Company has successfully started supplies to APL in the 1st quarter of 2019. Orders from APL are gradually increasing for both Mysore and Vizag Plants.

Demand for our Square packs continue to grow and is on way to create a major trend in the edible oil market with conversion (for Edible oils and Ghee) of Tin to plastic by major edible oil players like N.K Protein, Goyal, Damani, Gulab, Halder Group, etc. The Company has successfully added/increased capacity for these packs. Capacity shifted from RAK has been mainly allocated to these packs and other food packing products.

Apart from 5, 15, and 17 liters packs, your Company introduced new 10 liter square packs for some major clients, including one of the largest Vanaspati producers in the country. And if this products clicks your Company might be creating Vanaspati market segment in the next coming quarters.

Our oval packs launched last year have continued to attract increasing demand and we expect to double our sales in this segment in the current year, when compared to last year. Twist packs meant for packing ghee, seeds, agro food and other applications, are expected to add revenue in next few quarters.

Your Company got allotted 4.3 acres of industrial land by TSIIC at Sultanpur, Sangareddy, Telangana, on 8th August, 2019 for future expansion in Hyderabad.

### **RISKS AND CONCERNS**

The Company lays emphasis on risk management and has an enterprise-wide approach to risk management, which lays emphasis on identifying and managing key operational and strategic risks. Through this approach, the Company strives to identify opportunities that enhance organizational values while managing or mitigating risks that can adversely impact its future performance.

The Company continues its initiatives aimed at assessment and avoidance of various risks affecting its business and

towards cost control and efficiency across its businesses and functions, taking appropriate measures and reviewing them from time to time. The Company's current and fixed assets as well as products are adequately insured against various risks.

### **INTERNAL CONTROL SYSTEMS AND THEIR ADEQUACY**

The Company has an adequate system of internal control relating to purchase of stores, raw materials including components, plant & machinery, equipment and other similar assets and for the sale of goods commensurate with the size of the Company and nature of its business. The Company also has internal control system for speedy compilation of accounts and management information reports and to comply with applicable laws and regulations. The Company has an effective budgetary control system. The management reviews the actual performance with reference to budgets periodically. The Company has a well-defined organization structure, authority levels and internal rules and regulations for conducting business transactions. The Audit Committee ensures proper compliance with the provisions of the Listing Agreement with stock exchanges, Securities and Exchange Board of India (Listing Obligations and Disclosure Requirements) Regulations, 2016, the Companies Act, etc. reviews the adequacy and effectiveness of the internal control environment and monitors implementation of internal audit recommendations. Besides the above, the Audit Committee is actively engaged in overseeing financial disclosures.

### **HUMAN RESOURCES**

During the year under review, the Company had undertaken extensive steps in optimizing the manpower at all plants, corporate office and field locations. Human relations were cordial throughout the year. Measures for safety of the employees, training and development continued to receive top priority.

## REPORT ON CORPORATE GOVERNANCE

### A. COMPANY'S PHILOSOPHY ON CORPORATE GOVERNANCE

Corporate Governance is the combination of practices and compliance with laws and regulations leading to effective control and management of the organization. We consider stakeholders as the partners in the Company's success and remain committed to maximizing stakeholder value. Good Corporate Governance leads to long-term stakeholder value. This is demonstrated in shareholder returns, high credit ratings, governance processes and an entrepreneurial performance focused work environment. Additionally, our customers have benefited from high quality products delivered on time at high competitive prices.

Mold-Tek Packaging Limited therefore believes that Corporate Governance is not an end in itself but is a catalyst in the process of maximization of shareholder value. Therefore, shareholder value as an objective is woven into all aspects of Corporate Governance-the underlying philosophy, development of roles, creation of structures and continuous compliance with standard practices. For Mold-Tek Packaging Limited, however, good corporate governance has been a cornerstone of the entire management process, the emphasis being on professional management with a decision making model based on decentralization, empowerment and meritocracy.

Company's philosophy extends beyond what is being reported under this Report and it has been the Company's constant endeavour to attain the highest levels of Corporate Governance.

### B. Board of Directors

The Company's Board comprises of Nine Directors including

- Three Executive Promoter Directors
- One Whole Time Director
- One Non-Executive Promoter Director
- Four Independent Directors

The Composition of the Board is in conformity with Regulation 17 of Securities and Exchange Board of India (Listing Obligations and Disclosure Requirements) Regulations, 2015.

None of the Directors is a member of more than 10 committees or chairman of more than 5 committees across all the companies in which they are directors.

#### Board Meetings

The Board of Directors met 4 times during the financial year 2018-19 i.e., 14th May, 2018; 29th May, 2018; 20th July, 2018; 2nd August, 2018; 1st September, 2018; 9th November, 2018 and 31<sup>st</sup> January, 2019. The maximum gap between any two meetings was less than one hundred and twenty days as stipulated under Section 173 of Companies Act, 2013 and Regulation 17(2) of Securities and Exchange Board of India (Listing Obligations and Disclosure Requirements) Regulations, 2015

**Board Meetings/AGM - Attendance & Directorships/Committee Memberships**

Name of the Director	Category	Number of Board Meetings attended during the year 2018-19	Whether attended last AGM held on 29 <sup>th</sup> September, 2018	No. of directorships in other companies		No. of committee positions in other companies		Name of the other Listed Entity In which Director is a member
				Chairman	Member	Chairman	Member	
Mr. J. Lakshmana Rao (Chairman & Managing Director)	Executive Promoter Director	7	Yes	1	1	–	–	Mold-Tek Technologies Limited- Chairman & Managing Director
Mr. A. Subramanyam (Deputy Managing Director)	Executive Promoter Director	6	Yes	–	1	–	–	Mold-Tek Technologies Limited- Promoter Director
Mr. P. Venkateswara Rao (Deputy Managing Director)	Executive Promoter Director	7	Yes	–	1	–	–	Mold-Tek Technologies Limited- Promoter Director
Mrs. J. Mytraeyi	Non-Executive Promoter Director	3	No	–	–	–	–	–
Mr. Srinivas Madireddy	Executive-Whole Time Director	6	Yes	–	–	–	–	–
Dr. T. Venkateswara Rao	Non-Executive Independent Director	6	No	–	6	–	–	–
Mr. Eswara Rao Immaneni	Non-Executive Independent Director	5	Yes	–	1	–	–	–
Dr. Venkata Appa Rao Kotagiri	Non-Executive Independent Director	1	No	–	3	1	3	Mold-Tek Technologies Limited- Independent Director
Dr. N. V. N. Varma	Non-Executive Independent Director	3	No	–	–	–	–	–
*Mr. Vasu Prakash Chitturi	Non-Executive Independent Director	1	No	–	1	–	–	–

Note 1: In accordance with Regulation 26 of Securities and Exchange Board of India (Listing Obligations and Disclosure Requirements) Regulations, 2015, membership/chairmanship of only audit committee, shareholders/investors relationship committee of all companies has been considered..

Note 2: Mr. Srinivas Madireddy, Dr. Venkata Appa Rao Kotagiri and Mr. Eswara Rao Immaneni has been appointed on the Board of Directors with effect from 14th May, 2018.

Note 3: \*Mr. Vasu Prakash Chitturi, has resigned from the post of Independent Director of the company w.e.f. 24th August, 2019

**Relationship of Directors *inter-se***

- J. Lakshmana Rao is son of J. Mytraeyi and brother-in-law of A. Subramanyam.
- J. Mytraeyi is mother of J.Lakshmana Rao and mother-in-law of A. Subramanyam.
- A. Subramanyam is brother-in-law of J. Lakshmana Rao and son-in-law of J. Mytraeyi.

### Familiarization Programme for Independent Directors

In terms of Regulation 25 (7) of the Securities and Exchange Board of India (Listing Obligations and Disclosure Requirements) Regulations, 2015, the Company should conduct Familiarization Programs for Independent Directors about their roles, rights, responsibilities in the company, nature of the industry in which the company operates, business model of the company, etc., through various initiatives. The details of programmes are available on website of the Company at: [http://moldteckpackaging.com/pdf/Familiarisation\\_Programme\\_-\\_MTPL.pdf](http://moldteckpackaging.com/pdf/Familiarisation_Programme_-_MTPL.pdf)

### Details of skills / expertise / competence of the Board of Directors:

S.No.	Name of Director	list of core skills/expertise/competencies
1.	Lakshmana Rao Janumahanti	Marketing and Finance Area.
2.	Subramanyam Adivishnu	Over all in-charge of In-house research and development of moulds and in-house tool room for designing and development of moulds for new products.
3.	Venkateswara Rao Pattabhi	Over all in-charge of Materials Management, marketing and commercial activities
4.	Srinivas Madireddy	Production, planning and control of all the units.
5.	Eswara Rao Immaneni	Accountancy
6.	Mytraeyi Janumahanti	Governance and management affairs
7.	Talupunuri Venkateswara Rao	Commercial Taxes & Government affairs
8.	Venkata Appa Rao Kotagiri	Technology & Strategy
9.	Venkata Neeladri Varma Nadimpalli	Audit & governance
10.	Chitturi Vasu Prakash	Audit & governance

### Declaration by Board:

The Board has confirmed that in its opinion, the independent directors fulfill the conditions specified in these regulations and are independent of the management.

### C. BOARD COMMITTEES

#### I. AUDIT COMMITTEE

##### Overall purpose/objectives

The purpose of the Audit Committee is to assist the Board of Directors ('Board') in reviewing the financial information which will be provided to the shareholders and others, reviewing the systems of internal controls established in the Company, appointing, retaining and reviewing the performance of internal accountants/internal auditors and overseeing the Company's accounting and financial reporting process and the audit of the Company's financial statements.

##### Powers and terms of reference

The power and terms of reference of the Audit Committee are as mentioned in Regulation 18 and Part C of Schedule II of Securities and Exchange Board of India (Listing Obligations and Disclosure Requirements) Regulations, 2015 read with Section 177 of the Companies Act, 2013.

##### Composition & meeting

The Audit Committee comprises of four Non-Executive Independent Directors chaired by Mr. Eswara Rao Immaneni (for the financial year 2018-2019). The composition of the Audit Committee meets the requirements of Section 177 of the Companies Act, 2013 and Regulation 18 of Securities and Exchange Board of India (Listing Obligations and Disclosure Requirements) Regulations, 2015.

Five meetings of the Audit Committee were held during the financial year 2018-19. The dates on which the said meetings were held are as follows 29th May, 2018; 2nd August, 2018; 1st September, 2018; 9th November, 2018 and 31<sup>st</sup> January, 2019.



The composition of Audit Committee and particulars of meeting attended by the members of the Audit Committee are given below:

<b>Name &amp; category</b>	<b>Designation</b>	<b>No of meetings attended during the year 2018-19</b>
*Mr. Eswara Rao Immaneni, Independent Non-Executive Director	Chairman	4
**Dr. T. Venkateswara Rao, Independent Non-Executive Director	Member	5
Dr. N.V.N. Varma, Independent Non-Executive Director	Member	1
Dr. Venkata Appa Rao Kotagiri, Independent Non-Executive Director	Member	1

\* Mr. Eswara Rao Immaneni has been appointed as Chairman of the Committee with effect from 14th May, 2018.

\*\*Dr. T. Venkateswara Rao was appointed as Chairman for Audit Committee in the meetings held on 1st September, 2018 in the absence of Eswara Rao Immaneni.

## **II. NOMINATION & REMUNERATION COMMITTEE**

### **Terms of reference**

The power and terms of reference of the Nomination and Remuneration Committee are as mentioned in Regulation 19 and part D of Schedule II of Securities and Exchange Board of India (Listing Obligations and Disclosure Requirements) Regulations, 2015, read with Section 178 of the Companies Act, 2013, and as laid down in the Nomination, Remuneration and Performance Evaluation Policy and as entrusted by Board of Directors from time to time.

The terms of reference of the Nomination and Remuneration Committee also includes:

- a. Recommend employees stock option scheme;
- b. Administer the employee stock option scheme.

### **Composition & meeting**

The Nomination & Remuneration Committee comprises of 4 Non-Executive Independent Directors chaired by Dr. Venkata Appa Rao Kotagiri (for the financial year 2018-2019). The composition of the Nomination & Remuneration Committee meets the requirements of Section 178 of the Companies Act, 2013 and Regulation 19 of Securities and Exchange Board of India (Listing Obligations and Disclosure Requirements) Regulations, 2015.

Two meetings of the Nomination & Remuneration Committee were held during the financial year 2018-19. The dates on which the said meetings were held are as follows 14th May, 2018; and 1st September, 2018.

The composition of Nomination & Remuneration Committee and particulars of meeting attended by the members of the Committee are given below:

<b>Name &amp; category</b>	<b>Designation</b>	<b>No of meetings attended during the year 2018-19</b>
*Dr. Venkata Appa Rao Kotagiri, Independent Non-Executive Director	Chairman	0
**Dr. T. Venkateswara Rao, Independent Non-Executive Director	Member	2
Dr. N.V.N. Varma, Independent Non-Executive Director	Member	2
Mr. Eswara Rao Immaneni, Independent Non-Executive Director	Member	0

\*Dr. Venkata Appa Rao Kotagiri has been appointed as Chairman of the Committee with effect from 14th May, 2018.

\*\*Dr. T. Venkateswara Rao was appointed as Chairman for Nomination & Remuneration Committee in the meetings held on 14th May, 2018 and 1st September, 2018 in the absence of Dr. Venkata Appa Rao Kotagiri.

### **Nomination, Remuneration and Board Evaluation Policy**

The Company has formulated a Nomination, Remuneration and Board Evaluation Policy as per the provisions of Section 178 of Companies Act, 2013 and Regulation 19 of Securities and Exchange Board of India (Listing Obligations and Disclosure Requirements) Regulations, 2015 which, inter-alia, lays down the criteria for::

- Identifying the persons who are qualified to be appointed as Directors and such persons who may be appointed as senior management personnel of the Company; and
- determining the remuneration of the directors, key managerial personnel (KMP) and other employees.

Nomination, Remuneration and Board Evaluation Policy provides for the following attributes for appointment and removal of Director, KMP and senior management:

#### **Appointment criteria and qualification**

- The Committee shall identify and ascertain the integrity, qualification, expertise and experience of the person for appointment as director in terms of diversity policy of the board and recommend to the board his/her appointment.
- For the appointment of KMP (other than managing/whole-time director) or senior management, a person should possess adequate qualification, expertise and experience for the position he/she is considered for the appointment. Further, for administrative convenience, as regards the appointment of KMP (other than managing/whole-time director) or senior management, the managing director is authorized to identify and appoint a suitable person for such position. However, if the need be, the managing director may consult the committee/board for further directions/guidance.

#### **Term**

- The term of the directors including managing/whole-time director/independent directors shall be governed as per the provisions of the Companies Act, 2013 and Rules made thereunder and Securities and Exchange Board of India (Listing Obligations and Disclosure Requirements) Regulations, 2015, as amended from time to time; whereas, the term of the KMP (other than the managing/whole-time director) and senior management shall be governed by the prevailing HR policies of the Company.

#### **Evaluation**

- The Committee shall carry out evaluation of performance of every Director.
- The Committee shall identify evaluation criteria which will evaluate Directors based on knowledge to perform the role, time and level of participation, performance of duties, level of oversight, professional conduct and independence. The appointment/re appointment/continuation of directors on the board shall be subject to the outcome of the yearly evaluation process.

#### **Removal**

- Due to reasons for any disqualification mentioned in the Companies Act, 2013 or under any other applicable act, rules and regulations thereunder and/or for any disciplinary reasons and subject to such applicable acts, rules and regulations and the Company's prevailing HR policies, the committee may recommend, to the board, with reasons recorded in writing, removal of a director, KMP or senior management..

#### **Remuneration of managing/whole-time director, KMP and senior management**

- The remuneration/compensation/commission, etc. as the case may be, to the managing/whole-time director will be determined by the committee and recommended to the board for approval. The remuneration/compensation/commission, etc. as the case may be, shall be subject to the prior/post approval of the shareholders of the Company and central government, wherever required and shall be in accordance with the provisions of the Act and Rules made there under. Further, the managing director of the Company is authorized to decide the remuneration of KMP (other than managing/whole-time director) and senior management, and shall be decided by the managing director based on the standard market practice and prevailing HR policies of the Company..

#### **Remuneration to non-executive/independent director**

- The remuneration/commission/sitting fees, as the case may be, to the non-executive/independent director, shall be in accordance with the provisions of the Companies Act, 2013 and the Rules made thereunder for the time being in force or as may be decided by the committee/board/shareholders.

- An independent director shall not be entitled to any stock option of the Company unless otherwise permitted in terms of the Companies Act, 2013 and the Securities and Exchange Board of India (Listing Obligations and Disclosure Requirements) Regulations, 2015, as amended from time to time.

#### **Details of the evaluation process**

In terms of the Nomination, Remuneration and Board Evaluation Policy and the applicable provisions of the Companies Act, 2013 and Securities and Exchange Board of India (Listing Obligations and Disclosure Requirements) Regulations, 2015, the Nomination and Remuneration Committee laid down the criteria for evaluation/assessment of the Directors (including the independent directors) of the Company and the Board as a whole. The Committee also carried out the evaluation of the performance of each Director of the Company.

The Board conducted formal annual evaluation of its own performance, its Committees and the individual directors (without the presence of the director being evaluated). Basis the said evaluation, the Nomination and Remuneration Committee has evaluated the Directors and Senior Management Personnel and made recommendations for the appointment/re-appointment/increase in remuneration of the Directors and Senior Management.

#### **Criteria for evaluation of Board (Including Independent Directors) and its Committees**

The evaluation of the Board (including independent directors) and its committee were based on knowledge to perform the role, attendance, time and level of participation, performance of duties, adequate discharge of responsibilities, level of oversight, understanding of the Company professional conduct, independence, structure and composition, frequency and duration of meetings, its process and procedures, effectiveness of Board/ Committees, its financial reporting process, including internal controls, review of compliance under various regulations etc.

#### **Meetings of Independent Directors**

A separate meeting of the Independent Directors of the Company was held on 31<sup>st</sup> January, 2019 without the attendance of Non-Independent Directors and members of management, as required under Schedule IV to the Companies Act, 2013 (Code for Independent Directors) and Regulation 25 of Securities and Exchange Board of India (Listing Obligations and Disclosure Requirements) Regulations, 2015. At the meeting, the Independent Directors:

- Reviewed the performance of Non-Independent Directors and the Board as a whole;
- Reviewed the performance of the Chairman of the Company, taking into account the views of Executive Director and Non-Executive Directors; and
- Assessed the quality, quantity and timeliness off low of information between the Company management and the Board that is necessary for the Board to effectively and reasonably perform their duties.

**Fee to statutory auditor:** Total fees for all services paid by the listed entity and its subsidiaries, on a consolidated basis, to the statutory auditor is ₹11.45 Lakhs

Internal committee under the Sexual Harassment of Women at Workplace (Prevention, Prohibition and Redressal) Act, 2013

The composition of the internal committee w.e.f 14th May 2018 is as under:

- a. Mrs. Seshu Kumari, Financial Controller - Chairperson
- b. Mrs. J. Navya, Assistant Financial Controller - Member
- c. Mr. Thakur Vishal Singh, Company Secretary - Member
- d. Mrs. K. Sirisha, Assistant Manager-HR - Member

There was no meeting held in the financial year, as no complaints were received from any employee.

**Details of the remuneration of Executive Directors and Non-Executive Directors for the year ended 31<sup>st</sup> March, 2019 are as follows:** (₹)

Name	Salary	Perquisites & other benefits	Performance bonus/ commission	Earned leave & gratuity	Others	Sitting fees	Total
Mr. J. Lakshmana Rao (Chairman & Managing Director)	108.00	-	27.00	17.31	-	-	152.31
Mr. A. Subramanyam (Deputy Managing Director)	120.00	29.44	27.00	17.26	-	-	193.70
Mr. P. Venkateswara Rao (Deputy Managing Director)	76.80	29.20	27.00	10.79	-	-	143.79
Mrs. J. Mytraeyi	-	-	-	-	-	0.60	0.60
*Mr. Srinivas Madireddy	48.28	14.01	-	5.51	-	-	67.80
Dr. T. Venkateswara Rao	-	-	-	-	-	1.20	1.20
*Mr. Eswara Rao Immaneni	-	-	-	-	-	1.00	1.00
*Dr. Venkata Appa Rao Kotagiri	-	-	-	-	-	0.20	0.20
Dr. N. V. N. Varma	-	-	-	-	-	0.60	0.60
**Mr. Vasu Prakash Chitturi	-	-	-	-	-	0.20	0.20

J. Lakshmana Rao, Chairman & Managing Director is drawing salary from two companies - M/s. Mold-Tek Packaging Limited and M/s. Mold-Tek Technologies Limited, aggregating to ₹211.52 Lakhs pursuant to approval of the Members accorded at the 18th Annual General Meeting of Mold-Tek Packaging Limited held on 28th September, 2015 and 31<sup>st</sup> Annual General Meeting of Mold-Tek Technologies Limited held on 28th September, 2015.

\*Mr. Srinivas Madireddy, Dr. Venkata Appa Rao Kotagiri and Mr. Eswara Rao Immaneni has been appointed on the Board of Directors with effect from 14th May, 2018.

\*\*Mr. Vasu Prakash Chitturi, has resigned from the post of Independent Director of the company w.e.f. 24th August, 2019

**Shareholding of the Directors of the Company as on 31<sup>st</sup> March, 2019.**

Name	No of shares	% of Total holding
Mr. J. Lakshmana Rao	25,55,445	9.23
Mr. A. Subramanyam	20,29,124	7.33
Mr. P. Venkateswara Rao	2,34,896	0.85
Mrs. J. Mytraeyi	86,700	0.31
*Mr. Srinivas Madireddy	4,37,036	1.58
Dr. T. Venkateswara Rao	20,000	0.07
* Mr. Eswara Rao Immaneni	7,554	0.03
*Dr. Venkata Appa Rao Kotagiri	238	0.00
Dr. N. V. N. Varma	-	-
**Mr. Vasu Prakash Chitturi	-	-

- 1) Non-Executive Directors did not hold any fully convertible warrants as on 31<sup>st</sup> March, 2019.
- 2) \*Mr. Srinivas Madireddy, Dr. Venkata Appa Rao Kotagiri and Mr. Eswara Rao Immaneni has been appointed on the Board of Directors with effect from 14th May, 2018.
- 3) \*\*Mr. Vasu Prakash Chitturi, has resigned from the post of Independent Director of the company w.e.f. 24th August, 2019

**III. STAKEHOLDERS RELATIONSHIP COMMITTEE**

The composition of the Stakeholders Relationship Committee as on 31<sup>st</sup> March, 2019 was as under:

<b>Name &amp; category</b>	<b>Designation</b>	<b>No of meetings attended during the year 2018-19</b>
*Dr. T. Venkateswara Rao, Independent Non-Executive Director	Chairman	4
Dr. Venkata Appa Rao Kotagiri, Independent Non-Executive Director	Member	1
Dr. N.V.N. Varma, Independent Non-Executive Director	Member	0
Mr. Eswara Rao Immaneni, Independent Non-Executive Director	Member	4

\*Dr. T. Venkateswara Rao has been appointed as Chairman of the Committee with effect from 14th May, 2018.

The Stakeholders Relationship Committee oversees the redressal of complaints of investors such as transfer or credit of shares to demat accounts, non-receipt of dividend/annual reports, etc. It also takes note of share transfer and issue of share certificates.

Four meetings of the Stakeholders Relationship Committee were held during the financial year 2018-19. The dates on which the said meetings were held are as follows 29th May, 2018; 2nd August, 2018; 9th November, 2018 and 31<sup>st</sup> January, 2019.

3 complaints were received during 2018-19, all of which were resolved to the satisfaction of the shareholders and no complaints were pending as on 31<sup>st</sup> March, 2019.

**CORPORATE SOCIAL RESPONSIBILITY COMMITTEE**

The Corporate Social Responsibility Committee comprises of three Executive Directors and one Independent Director, chaired by J. Lakshmana Rao. The composition of the Corporate Social Responsibility Committee meets the requirements of Section 135 of the Companies Act, 2013.

**D. DISCLOSURES**

**Details of annual/extraordinary general meetings**

Location and time of general meetings held in the past 3 years are as follows:

<b>Year</b>	<b>Location</b>	<b>Date</b>	<b>Time</b>
2014-15 (EGM)	Best Western Jubilee Ridge, Plot No.38 & 39, Kavuri Hills, Road No. 36, Jubilee Hills, Hyderabad - 500 033	24th December, 2014	11.00 a.m.
2014-15 (AGM)	Best Western Jubilee Ridge, Plot No.38 & 39, Kavuri Hills, Road No. 36, Jubilee Hills, Hyderabad - 500 033	28th September, 2015	10.30 a.m.
2015-16 (EGM)	Best Western Jubilee Ridge, Plot No.38 & 39, Kavuri Hills, Road No. 36, Jubilee Hills, Hyderabad - 500033	3rd February, 2016	11.00 a.m.
2015-16 (AGM)	Best Western Jubilee Ridge, Plot No.38 & 39, Kavuri Hills, Road No. 36, Jubilee Hills, Hyderabad - 500033	19th September, 2016	11.00 a.m.
2016-17 (AGM)	Best Western Jubilee Ridge, Plot No.38 & 39, Kavuri Hills, Road No. 36, Jubilee Hills, Hyderabad - 500033	22nd September, 2017	11.00 a.m.
2017-18 (AGM)	Best Western Jubilee Ridge, Plot No.38 & 39, Kavuri Hills, Road No. 36, Jubilee Hills, Hyderabad - 500033	29th September, 2018	11.00 a.m.

The Company passed special resolutions as per the agenda given in the notice calling the general meetings. No resolution was passed by way of postal ballot at the last AGM. No resolution is proposed to be passed by way of postal ballot in the ensuing Annual General Meeting.

**Means of communication**

As per Regulation 46 of Securities and Exchange Board of India (Listing Obligations and Disclosure Requirements) Regulations, 2015, the Company is maintaining a functional website-[www.moldtekgroup.com](http://www.moldtekgroup.com) containing the information



about the Company viz. details of business, financial information, shareholding pattern, annual reports, Company's policies, results and contact information of the designated officials of the Company for handling investor grievances. The website is updated from time to time.

- Quarterly/half-yearly/annual financial results are generally published in any of the following newspapers: Business Standard, Praja Shakti, Financial Express, Andhra Prabha, Mana Telangana & Nava Telangana. The results are also posted on the Company's website [www.moldtekgroup.com](http://www.moldtekgroup.com) and on the website of stock exchanges [www.bseindia.com](http://www.bseindia.com) & [www.nseindia.com](http://www.nseindia.com).
- The annual report of the Company is available on the Company's website in a user-friendly and downloadable form.
- The Company has designated an Email ID exclusively for investor servicing i.e., [ir@moldtekgroup.com](mailto:ir@moldtekgroup.com). Investors may raise any queries, complaints or provide suggestions through Email.
- Official news releases and media releases are sent to the stock exchanges.
- Presentation made to institutional investor/analysts
- Detailed presentation made to institutional investors and financial analysts is available on the Company's website: [www.moldtekgroup.com](http://www.moldtekgroup.com).

#### General shareholder information

22 <sup>nd</sup> Annual General Meeting	
Date and time	30 <sup>th</sup> September, 2019 at 11:00 a.m.
Venue	Best Western Jubilee Ridge, Plot.No.38 & 39, Kavuri Hills, Road No. 36, Jubilee Hills, Hyderabad - 500033

#### Financial calendar (2019-20)

The financial year of the Company is 1st April to 31<sup>st</sup> March. For the year ending 31<sup>st</sup> March, 2020, quarterly un-audited/ annual audited results shall be announced as follows:

Financial reporting for	Proposed date
Unaudited results for the quarter ending: 30th June, 2019	On or before 14th August, 2019
30th September, 2019	On or before 14th November, 2019
31 <sup>st</sup> December, 2019	On or before 14th February, 2020
Audited results for the year ended 31 <sup>st</sup> March, 2020	On or before 30th May, 2020

Book closure date	24 <sup>th</sup> September, 2019 to 30 <sup>th</sup> September, 2019 (both days inclusive)
Dividend payment date	The final dividend shall be paid within 30 days of declaration at AGM.
Registered office	Plot No.700, Door No.8-2-293/82/A/700, Road No.36, Jubilee Hills, Hyderabad - 500 034, Telangana.
Name and address of the stock exchanges on which equity shares are listed	BSE Limited (BSE) Phiroze Jeejebhoy Towers, Dalal Street, Fort, Mumbai - 400 001 National Stock Exchange of India Limited (NSE) Exchange Plaza, C-1, Block G, Bandra-Kurla Complex, Bandra (East), Mumbai - 400 051
Listing fees	Listing fee has been paid to BSE & NSE for the financial year 2019-20.
Stock code	BSE: 533080; NSE: MOLDTKPAC
ISIN	INE893J01029
CIN	L21022TG1997PLCO26542

**Market price data**

**The monthly high and low quotations and volume of shares traded on BSE**

Month		BSE		
		High (₹)	Low (₹)	Volume of shares
2018	April	355.00	320.00	1,11,384
	May	359.05	313.65	3,52,789
	June	328.90	281.30	75,079
	July	320.90	253.80	1,32,150
	August	323.00	289.35	30,105
	September	372.55	306.50	50,971
	October	312.85	250.05	67,585
	November	288.00	252.15	1,61,073
	December	286.35	253.75	65,957
	2019	January	275.00	210.90
February		253.10	201.80	1,10,474
March		285.25	240.55	1,08,959

**The monthly high and low quotations and volume of shares traded on NSE**

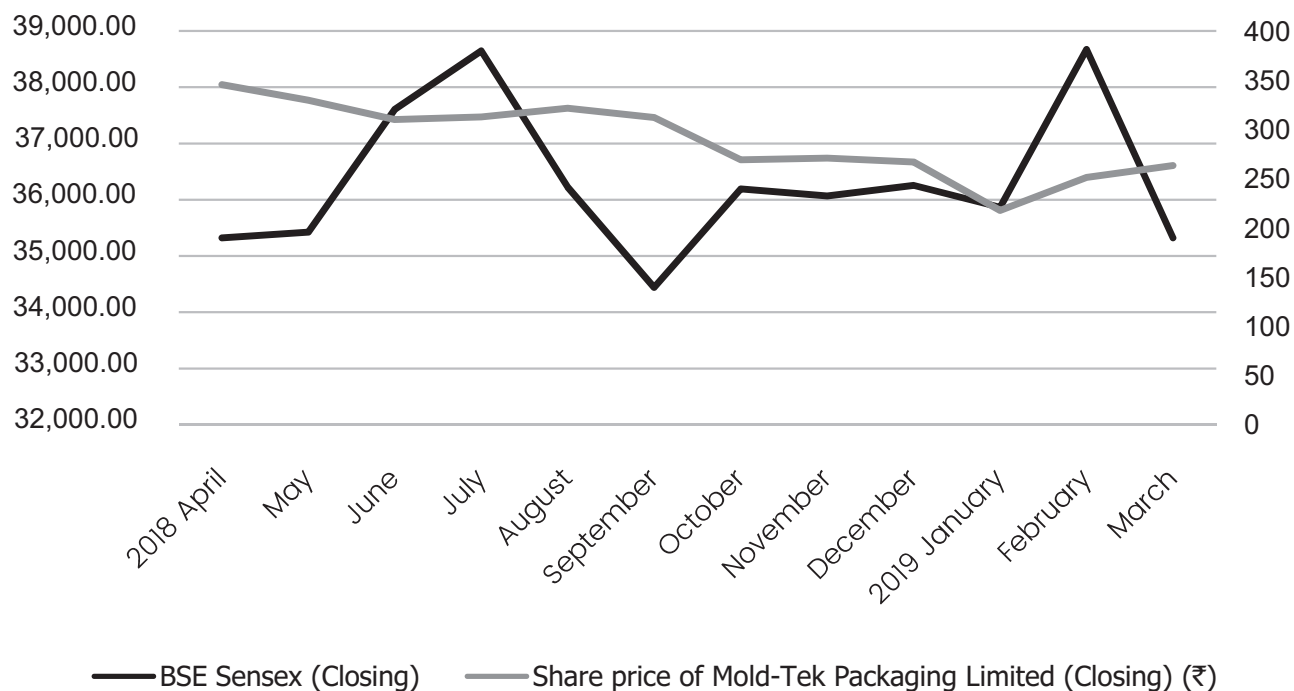
Month		NSE		
		High (₹)	Low (₹)	Volume of shares
2018	April	348.35	320.00	3,65,221
	May	359.45	314.95	7,24,645
	June	330.00	228.00	7,33,477
	July	321.95	253.50	6,14,795
	August	319.95	293.90	3,90,579
	September	331.90	308.25	4,86,352
	October	313.00	246.35	7,32,525
	November	208.80	253.00	7,04,577
	December	279.00	254.45	6,59,561
	2019	January	274.00	210.10
February		253.40	202.00	6,21,788
March		284.85	251.25	3,71,540

### Performance in comparison to with BSE Sensex

Month		BSE Sensex (Closing)	Share price of Mold-Tek Packaging Limited (Closing) (₹)	
2018	April	35,322.38	345.50	
	May	35,423.48	329.65	
	June	37,606.58	310.05	
	July	38,645.07	312.70	
	August	36,227.14	321.60	
	September	34,442.05	312.15	
	October	36,194.30	269.25	
	November	36,068.33	270.85	
	December	36,256.69	267.00	
	2019	January	35,867.44	217.85
		February	38,672.91	251.35
		March	35,322.38	263.45

### Graphical presentation

#### Performance in comparison with BSE Sensex

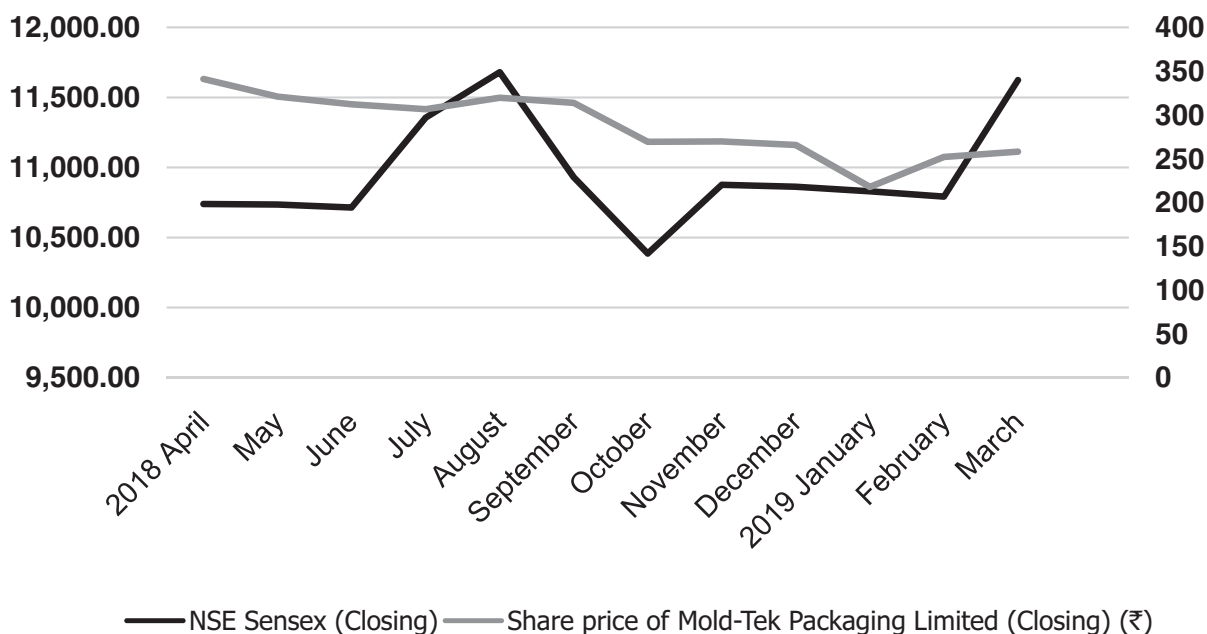


Performance in comparison to with NSE Nifty 50

Month	NSE Nifty 50 (Closing)	Share price of Mold-Tek Packaging Limited (Closing) (₹)
2018 April	10,739.35	340.95
May	10,736.15	320.80
June	10,714.30	312.20
July	11,356.50	306.60
August	11,680.50	319.70
September	10,930.45	313.70
October	10,386.60	269.40
November	10,876.75	269.80
December	10,862.55	265.75
2019 January	10,830.95	217.80
February	10,792.50	251.95
March	11,623.90	258.10

**Graphical presentation**

Performance in comparison with NSE Nifty 50



**Investors' correspondence/Registrar & Share Transfer Agents**

M/s. XL Softech Systems Limited 3, Sagar Society, Road No. 2,

Hyderabad - 500 034

Phone : +91 40 2354 5913/14/15

Fax : +91 40 23553214

Email : xlfield@gmail.com

**Share transfer system**

Share transfers are registered and returned within a period of 15 days from the date of receipt, if the document is in order in all respects.

#### Shareholding pattern as on 31<sup>st</sup> March, 2019

Category	No of shares held	Percentage of shareholding
Promoters	98,43,492	35.55
Mutual Funds, Banks, financial institutions, Foreign Portfolio Investors, Alternate Investment Funds	63,34,006	22.86
Private bodies corporate	3,47,426	1.25
Trusts	1,55,917	0.56
Indian public	1,03,78,620	37.48
NRI	6,00,216	2.17
Clearing members	31,375	0.11
<b>TOTAL</b>	<b>2,76,91,052</b>	<b>100.00</b>

#### Distribution of shareholders as on 31<sup>st</sup> March, 2019

Slab of shareholding of nominal value of ₹	No. of shareholders	% to Total holding	Share Amount in ₹	% to Total
Upto - 5,000	14,965	84.02	1,00,14,125	7.23
5,001 - 10,000	1,504	8.44	55,04,155	3.98
10,001 - 20,000	678	3.81	49,90,335	3.60
20,001 - 30,000	213	1.20	26,80,580	1.94
30,001 - 40,000	109	0.61	19,68,635	1.42
40,001 - 50,000	79	0.44	18,31,115	1.32
50,001 - 1,00,000	111	0.62	38,98,925	2.82
1,00,001 and above	152	0.85	10,75,67,390	77.69
<b>TOTAL</b>	<b>17,811</b>	<b>100</b>	<b>13,84,55,260</b>	<b>100</b>

#### Dematerialization of shares

As on 31<sup>st</sup> March, 2019, NSDL & CDSL in demat form hold 2,75,29,312 equity shares of ₹5 each aggregating to 99.42% of the paid up share capital & the rest 1,61,740 equity shares aggregating to 0.58% are in physical form..

#### ADR/GDR holding is Nil.

#### Contact Details

The contact details and locations of plants are provided in Page 5 of the Annual Report.

#### Other disclosures

- Disclosures on materially significant related party transactions i.e. transactions of the Company of material nature, with its promoters, the Directors or the management, their subsidiaries or relatives etc., that may have potential conflict with the interests of the Company at large.

All related party transactions that were entered into during the financial year were on an arm's length basis, in the ordinary course of business and were in compliance with the applicable provisions of the Companies Act, 2013 ('the Act'), Listing Agreement and the Securities and Exchange Board of India (Listing Obligations and Disclosure Requirements) Regulations, 2015.

There were no materially significant related party transactions made by the Company during the year that would have required shareholder approval and Regulation 23 of Securities and Exchange Board of India (Listing Obligations



and Disclosure Requirements) Regulations, 2015.

All related party transactions are placed before the Audit Committee for approval. Prior omnibus approval of the Audit Committee is obtained for the transactions which are repetitive in nature. A statement of all related party transactions is placed before the Audit Committee for its review on a quarterly basis, specifying the nature and value of the transactions.

The Company has adopted a related party transactions policy. The policy is available on website of the Company at: <http://moldteckpackaging.com/pdf/corporate-governance/Related-Party-Transaction-Policy.pdf>

Details of the transactions with related parties are provided in the accompanying financial statements.

- b. Details of non-compliance by the Company, penalties and strictures imposed on the Company by stock exchange or SEBI or any statutory authority, on any matter related to capital markets, during the last three years.

No non-compliance by the Company was observed during the last three years nor any penalties, strictures imposed on the Company by stock exchange or SEBI or any statutory authority, on any matter related to capital markets.

- c. Whistle blower policy/vigil mechanism

The Company has adopted the whistle blower policy and established a mechanism for employees to report concerns about unethical behavior, actual or suspected fraud, or violation of code of conduct. It also provides adequate safeguards against the victimization of employees who avail of the mechanism, and allows direct access to the Chairperson of the audit committee in exceptional cases. No employee has been denied access to the audit committee during the year. The policy is available on website of the Company at: [http://moldteckpackaging.com/pdf/annual-reports/VIGIL\\_MECHANISM%20of%20MPL.pdf](http://moldteckpackaging.com/pdf/annual-reports/VIGIL_MECHANISM%20of%20MPL.pdf)

- d. Details of compliance with mandatory requirements and adoption of non-mandatory requirements of this clause.

The Company has complied with all the mandatory requirements and has adopted the following non-mandatory requirement of Regulation 27(1) of Securities and Exchange Board of India (Listing Obligations and Disclosure Requirements) Regulations, 2015.

- e. Reporting of internal auditor

The internal auditor reports directly to the Audit Committee.

- f. Subsidiary

The Company has floated a subsidiary company in Ras-al-Khaimah zone, UAE by name Mold-Tek Packaging FZE, incorporated on 12th January, 2016. The financial statements of the subsidiary are placed in Audit Committee meetings and Board meetings as per Regulation 33 of Securities and Exchange Board of India (Listing Obligations and Disclosure Requirements) Regulations, 2015.

The Board of Directors has adopted the policy and procedures with regard to determination of material subsidiaries. This policy deals with determination of material subsidiaries of Mold-Tek Packaging Limited in terms of Regulation 16 of SEBI (Listing Obligations and Disclosure requirements) Regulations, 2015 (as amended from time to time) which states that the Company shall formulate a policy for determination of the material subsidiary and the policy is intended to ensure the governance framework of material subsidiary companies. The policy is available on the website of the Company at: [http://moldteckpackaging.com/pdf/MPL\\_-\\_Policy\\_on\\_Material\\_Subsiary.PDF](http://moldteckpackaging.com/pdf/MPL_-_Policy_on_Material_Subsiary.PDF)

- g. Website Disclosures

The Company is maintaining a functional website [www.moldtekgroup.com](http://www.moldtekgroup.com). All the information as specified under Regulation 46 of Securities and Exchange Board of India (Listing Obligations and Disclosure Requirements) Regulations, 2015 are uploaded on a daily basis under investor column of the website. For more information, kindly visit [www.moldtekgroup.com](http://www.moldtekgroup.com) - Mold-Tek Packaging Limited - Investors.

- h. Management Discussion and Analysis

A separate report on Management Discussion and Analysis is attached as part of the Annual Report.

i. Equity shares in the Suspense Account

In terms of Regulation 39(4) of Securities and Exchange Board of India (Listing Obligations and Disclosure Requirements) Regulations, 2015, the following are the details in respect of equity shares lying in the suspense account which were issued in demat form and physical form, respectively:

Particulars	Number of shareholders	Number of equity shares
Aggregate number of shareholders and the outstanding shares in the suspense account lying as on 1st April, 2018	219	62,222
Number of shareholders who approached the Company for transfer of shares and shares transferred from suspense account during the year	6	4,664
Number of shareholders and aggregate number of shares transferred to the unclaimed suspense account during the year	0	0
Aggregate number of shareholders and the outstanding shares in the suspense account lying as on 31 <sup>st</sup> March, 2019	213	57,558

Note: 1. The voting rights on these shares shall remain frozen till the rightful owners, claim the shares.

2. All the shares referred above are in dematerialized format. No shares are held in physical mode.

**Additional disclosures**

**a. Reconciliation of share capital audit**

As stipulated by SEBI, a qualified Company Secretary-in-Practice carries out a reconciliation of share capital audit, to reconcile the total admitted capital with National Securities Depository Limited and Central Depository Services (India) Limited ('Depositories') and the total issued and listed capital with the stock exchanges. The audit confirms that the total issued/paid-up capital is in agreement with the aggregate of the total number of shares in physical form and the total number of shares in dematerialized form (held with depositories). The audit report is being submitted on quarterly basis to the stock exchanges.

**b. Familiarization programme**

In accordance with the requirements of Securities and Exchange Board of India (Listing Obligations and Disclosure Requirements) Regulations, 2015, and the provisions of Companies Act, 2013, the Company familiarizes the Directors with the Company, their roles, rights, responsibilities in the Company, nature of the industry in which the Company operates, its business operations and model etc. through various programmes. The programme is available on the website of the Company at: <http://moldteckpackaging.com/pdf/corporate-governance/Corporate%20Governance%20-%20Familiarization-program.pdf>

**c. Policy on disclosure of material events and information**

The Company has adopted the Policy on Disclosure of Material Events and Information, in accordance with the Regulation 30 of Securities and Exchange Board of India (Listing Obligations and Disclosure Requirements) Regulations, 2015 to determine the events and information which are material in nature and are required to be disclosed to the stock exchanges. The said policy is available on the website of the Company at: [http://moldteckpackaging.com/pdf/corporate-governance/policy-on-criteria-for-determining-materiality-of-events\\_-\\_MTPL.pdf](http://moldteckpackaging.com/pdf/corporate-governance/policy-on-criteria-for-determining-materiality-of-events_-_MTPL.pdf)

**d. Code of conduct for prohibition of insider trading**

Pursuant to the provisions of Securities and Exchange Board of India (SEBI) notified SEBI (Prohibition of Insider Trading) Regulations, 2015, the Board of Directors approved and adopted 'Code of Conduct for Prohibition of Insider Trading' which, inter-alia, lays down the process of dealing in securities of the Company, along with the reporting and disclosure requirements by the employees and the connected persons and became effective from 15th May, 2015. The Code provides for pre-clearance of trades above certain thresholds and trading restrictions on the designated employees and

connected persons when in possession of unpublished price sensitive information and/or at the time of trading window closure.

In terms of the said regulations, the Company has also formulated 'Code of Practices and Procedures for Fair Disclosure of Unpublished Price Sensitive Information', with the objective to have a standard and stated framework and policy for fair disclosure of events and occurrences that could impact price discovery in the market for its securities.

Further, the SEBI has amended the provisions of Insider Trading Regulations, 2015 vide Notification No. SEBI/LAD-NRO/GN/2018/59 dated 31<sup>st</sup> December 2018. As per the requirement of the Circular the Board of Directors in their meeting held on 31<sup>st</sup> January, 2019 has adopted and approved the Amended 'Code of Conduct for Prohibition of Insider Trading' effective from 1st April 2019.

The amended copy of the 'Code of Conduct for Prohibition of Insider Trading' is available on the website of the Company at: <http://moldteckpackaging.com/investors.html?corporate>

**e. Policy on preservation of documents and records**

The Company has adopted, in accordance with the Regulation 9 of Securities and Exchange Board of India (Listing Obligations and Disclosure Requirements) Regulations, 2015, the policy to ensure compliance with the applicable document retention laws, preservation of various statutory documents and minimum retention period for the documents and records in respect of which no retention period has been specified by any law/rule/regulation. The policy also provides for the authority under which the disposal/destruction of documents and records after their minimum retention period can be carried out. The code is available on the website of the Company at: [http://moldteckpackaging.com/pdf/corporate-governance/Archival\\_policy\\_MTPL.pdf](http://moldteckpackaging.com/pdf/corporate-governance/Archival_policy_MTPL.pdf)

**f. Code of conduct for the board of directors & senior management personnel**

The Company has its Code of Conduct for the Board of Directors & Senior Management Personnel of the Company, as per the provisions of Regulation 17(5) of Securities and Exchange Board of India (Listing Obligations and Disclosure Requirements) Regulations, 2015. The code is available on the website of the Company at: [http://moldteckpackaging.com/pdf/corporate-governance/Code\\_of\\_conduct\\_MPTL.PDF](http://moldteckpackaging.com/pdf/corporate-governance/Code_of_conduct_MPTL.PDF)

The Board of Directors and members of the senior management personnel have provided their affirmation to the compliance with this code. The declaration regarding compliance by the Board of Directors and the senior management personnel with the said code of conduct, duly signed by the Chairman & Managing Director forms part of this Annual Report.

**g. CEO/CFO certification**

The Chairman & Managing Director and Chief Financial Officer have issued necessary certificate pursuant to the provisions of Regulation 17(8) Securities and Exchange Board of India (Listing Obligations and Disclosure Requirements) Regulations, 2015 which forms part of the Annual Report.

## CHIEF EXECUTIVE OFFICER AND CHIEF FINANCIAL OFFICER COMPLIANCE CERTIFICATE

The Board of Directors  
Mold-Tek Packaging Limited

We certify that:

- a. We have reviewed financial statements and the cash flow statement for the year and that to the best of our knowledge and belief:
  1. these statements do not contain any materially untrue statement or omit any material fact or contain statements that might be misleading;
  2. these statements together present a true and fair view of the Company's affairs and are in compliance with existing accounting standards, applicable laws and regulations.
- b. There are, to the best of our knowledge and belief, no transactions entered into by the Company during the year which are fraudulent, illegal or violative of the Company's code of conduct.
- c. We accept responsibility for establishing and maintaining internal controls for financial reporting and have evaluated the effectiveness of internal control systems of the Company pertaining to financial reporting and we have disclosed to the auditors and the Audit Committee, deficiencies in the design or operation of such internal controls, if any, of which we are aware and the steps they have taken or propose to take to rectify these deficiencies.
- d. We have indicated to the auditors and the Audit Committee:
  1. significant changes in internal control over financial reporting during the year;
  2. significant changes in accounting policies during the year and that the same have been disclosed in the notes to the financial statements; and
  3. instances of significant fraud of which we have become aware and the involvement therein, if any, of the management or an employee having a significant role in the Company's internal control system over financial reporting.



**A. Seshu Kumari**  
Chief Financial Officer

Hyderabad  
27<sup>th</sup> May, 2019



**J. Lakshmana Rao**  
Chairman & Managing Director  
DIN: 00649702

## DECLARATION UNDER CODE OF CONDUCT

As provided under Regulation 17(5) and 26(3) of Securities and Exchange Board of India (Listing Obligations and Disclosure Requirements) Regulations, 2015, the Board Members and the senior management personnel have confirmed compliance with the Code of Conduct for the year ended 31<sup>st</sup> March, 2019.



**J. Lakshmana Rao**  
Chairman & Managing Director  
DIN: 00649702

Hyderabad  
27<sup>th</sup> May, 2019

**CERTIFICATE ON CORPORATE GOVERNANCE**

**To,  
The Members,  
Mold-Tek Packaging Limited**

I have examined all the relevant records of Mold-Tek Packaging Limited ('the Company'), for the purpose of certifying compliance of the conditions of the Corporate Governance under Chapter IV to the Securities and Exchange Board of India (Listing Obligations and Disclosure Requirements) Regulations, 2015 ('the Listing Regulations') for the period from 01st April 2018 to 31<sup>st</sup> March 2019. I have obtained all the information and explanation which to the best of our knowledge and belief were necessary for the purpose of certification.

The compliance of conditions of Corporate Governance is the responsibility of the management. My examination was limited to review the procedures and implementation process adopted by the Company for ensuring the compliance of the conditions of the Corporate Governance. This certificate is neither an audit nor an expression of opinion on the financial statements of the Company.

In my opinion and to the best of my information and according to my examination of the relevant records and the explanations and information furnished to us, I certify that the Company has complied with all the conditions of Corporate Governance as stipulated in applicable provisions of Listing Regulations for the year on March 31, 2019.

I further state that such compliance is neither an assurance as to the future viability of the Company nor the efficiency or effectiveness with which the management has conducted the affairs of the Company.



**Ashish Kumar Gaggar**  
Company Secretary in Practice  
FCS: 6687  
CP No.: 7321

Place: Hyderabad  
Date: 31<sup>st</sup> August, 2019



## CERTIFICATE OF NON-DISQUALIFICATION OF DIRECTORS

*(Pursuant to Regulation 34(3) and Schedule V Para C Clause (10)(i) of the SEBI (Listing Obligations and Disclosure Requirements) Regulations, 2015)*

To,  
The Members of  
**Mold-Tek Packaging Limited**  
Plot No.700, D.No.8-2-293/82/A/700,  
Ground Floor, Road No.36,  
Jubilee Hills, Hyderabad-500 033, Telangana, India


I have examined the relevant registers, records, forms, returns and disclosures received from the Directors of Mold-Tek Packaging Limited having CIN L21022TG1997PLC026542 and having registered office at Plot No.700, D.No.8-2-293/82/A/700, Ground Floor, Road No.36, Jubilee Hills, Hyderabad-500033, Telangana, India (hereinafter referred to as 'the Company'), produced before me by the Company for the purpose of issuing this Certificate, in accordance with Regulation 34(3) read with Schedule V Para-C Sub clause 10(i) of the Securities Exchange Board of India (Listing Obligations and Disclosure Requirements), Regulations, 2015.

In my opinion and to the best of my information and according to the verifications (including Directors Identification Number (DIN) status at the portal www.mca.gov.in) as considered necessary and explanations furnished to me by the Company & its officers, I hereby certify that none of the Directors on the Board of the Company as stated below for the Financial Year ending on 31<sup>st</sup> March, 2019 have been debarred or disqualified from being appointed or continuing as Directors of companies by the Securities and Exchange Board of India, Ministry of Corporate Affairs, or any such other Statutory Authority.

Sl. No.	Name of Director	DIN	Date of appointment in Company
1	Talupunuri Venkateswara Rao	00572657	27/08/2008
2	Lakshmana Rao Janumahanti	00649702	27/08/2008
3	Subramanyam Adivishnu	00654046	27/08/2008
4	Venkateswara Rao Pattabhi	01254851	27/08/2008
5	Srinivas Madireddy	01311417	14/05/2018
6	Venkata Appa Rao Kotagiri	01741020	14/05/2018
7	Mytraeyi Janumahanti	01770112	27/08/2008
8	Chitturi Vasu Prakash	02196411	12/07/2010
9	Venkata Neeladri Varma Nadimpalli	02861521	31/10/2009
10	Eswara Rao Immaneni	08132183	14/05/2018

Ensuring the eligibility of for the appointment / continuity of every Director on the Board is the responsibility of the management of the Company. Our responsibility is to express an opinion on these based on our verification. This certificate is neither an assurance as to the future viability of the Company nor of the efficiency or effectiveness with which the management has conducted the affairs of the Company.

Signature:



Name: **Ashish Kumar Gaggar**

Membership No.: F6687

CP No.: 7321

Place: Hyderabad  
Date : 31<sup>st</sup> August, 2019

## INDEPENDENT AUDITORS' REPORT

To the Members of Mold-Tek Packaging Limited

Report on the Audit of the Standalone Financial Statements

### Opinion

We have audited the standalone financial statements of **Mold-Tek Packaging Limited** ("the Company"), which comprise the Standalone Balance Sheet as at 31<sup>st</sup> March 2019, and the Standalone Statement of Profit and Loss (including Other Comprehensive Income), the Standalone Statement of Changes in Equity and Standalone Statement of Cash Flows for the year then ended, and notes to the financial statements including a summary of significant accounting policies and other explanatory information.

In our opinion and to the best of our information and according to the explanations given to us, the aforesaid standalone financial statements give the information required by the Companies Act, 2013 ("the Act") in the manner so required and give a true and fair view in conformity with the Indian Accounting Standards prescribed under section 133 of the Act read with the Companies (Indian Accounting Standards) Rules, 2015, as amended ("Ind AS") and other accounting principles generally accepted in India, of the state of affairs of the Company as at March 31, 2019, and its profit, total comprehensive income, changes in equity and its cash flows for the year ended on that date.

### Basis for Opinion

We conducted our audit of the standalone financial statements in accordance with the Standards on Auditing (SAs) specified under section 143(10) of the Act. Our responsibilities under those Standards are further described in the *Auditor's Responsibilities for the Audit of the Standalone Financial Statements* section of our report. We are independent of the Company in accordance with the Code of Ethics issued by the Institute of Chartered Accountants of India ("ICAI") together with the ethical requirements that are relevant to our audit of the standalone financial statements under the provisions of the Act and the Rules thereunder, and we have fulfilled our other ethical responsibilities in accordance with these requirements and the ICAI's Code of Ethics. We believe that the audit evidence we have obtained is sufficient and appropriate to provide a basis for our opinion on the standalone financial statements.

### Key Audit Matters

Key audit matters are those matters that, in our professional judgement, were of most significance in our audit of the standalone financial statements of the current period. These matters were addressed in the context of our audit of the standalone financial statements as a whole, and in forming our opinion thereon, and we do not provide a separate opinion on these matters. We have determined the matters described below to be the key audit matters to be communicated in our report.

Sr. No.	Key Audit Matter	Auditor's Response
1.	<p><b>Revenue Recognition</b></p> <p>Revenue from the sale of goods (hereinafter referred to as "Revenue") is recognised when the Company performs its obligation to its customers and the amount of revenue can be measured reliably and recovery of the consideration is probable. The timing of such recognition is when the control over goods is transferred to the customer, which is mainly upon delivery.</p> <p>The timing of revenue recognition is relevant to the reported performance of the Company. The management considers revenue as a key measure for evaluation of performance. There is a risk of revenue being recorded before the control over goods is transferred.</p> <p>Refer Note 2 to the standalone financial statements – Significant Accounting Policies.</p>	<p><b>Principal Audit Procedures</b></p> <p>Our audit approach was a combination of test of internal controls and substantive procedures including:</p> <ul style="list-style-type: none"> <li>• Assessing the appropriateness of Company's revenue recognition in line with Ind AS 115 – Revenue from Contracts with Customers.</li> <li>• Evaluating the design and implementation of Company's controls in respect of revenue recognition.</li> <li>• Testing the effectiveness of such controls over revenue cut off the year end.</li> <li>• Testing the supporting documentation for sales transactions recorded during the period closer to the year-end and subsequent to the year-end, including examination of credit notes issued after the year end to determine whether revenue was recognised in the correct period.</li> </ul>

Sr. No.	Key Audit Matter	Auditor's Response
2.	<p><b>Appropriateness of capitalisation of costs as per Ind AS 16 Property, Plant and Equipment</b></p> <p>During the year, the Company capitalised Rs.3297.62 lakhs as Property, plant and equipment in respect of its plants at Mysuru and Vizag.</p> <p>Given the significance of the capital expenditure, there is a risk that elements of costs that are ineligible for capitalization in accordance with the recognition criteria provided in Ind AS 16 - Property, Plant and Equipment are capitalized.</p> <p>Refer Note 2 to the standalone financial statements – Significant Accounting Policies.</p>	<p><b>Principal Audit Procedures</b></p> <p>We have performed the following procedures in relation to testing of capitalization of costs:</p> <ul style="list-style-type: none"> <li>• Understood, evaluated and tested the design and operating effectiveness of key controls relating to capitalization of various costs incurred in relation to Property, Plant and Equipment.</li> <li>• Performed test of details with focus on those items that we considered significant due to their amount or nature and tested a number of items capitalized during the year against underlying supporting documents to ascertain nature of costs and whether they meet the recognition criteria provided in Ind AS 16 in this regard.</li> <li>• Reviewed the other costs which are debited to Statement of Profit and Loss, to ascertain whether these meet the criteria for capitalization.</li> </ul>
3.	<p><b>Adequacy of the provision made for the impairment losses of equity investment and expected credit losses on other financial assets which are due from wholly owned subsidiary.</b></p> <p>The management has decided to substantially wind down the operations of the wholly owned subsidiary “Mold-Tek Packaging FZE, UAE in view of the reduced viability.</p> <p>Given the significance of the matter, there is a risk that adequate provision is not made in accordance with Ind AS 109 - Financial Instruments.</p>	<p><b>Principal Audit Procedures</b></p> <p>We have performed the following audit procedures:</p> <ul style="list-style-type: none"> <li>• Reviewed the future cash flows from realisation of net assets of the subsidiary which are estimated by the management.</li> <li>• Reviewed the available net asset position to the Company after repayment of all outside liabilities like bank loans, trade payables and statutory liabilities etc.</li> <li>• Ensured that the net receivable (after provision) from the subsidiary shown in books is adequately covered by the expected cash flows.</li> </ul>

### Other Information

The Company's Board of Directors is responsible for the other information. The other information in the annual report does not include the standalone financial statements, consolidated financial statements and our auditor's report thereon. The other information is expected to be made available to us after the date of this auditor's report.

Our opinion on the standalone financial statements does not cover the other information and we will not express any form of assurance conclusion thereon.

In connection with our audit of the standalone financial statements, our responsibility is to read the other information and, in doing so, consider whether the other information is materially inconsistent with the standalone financial statements or our knowledge obtained in the audit or otherwise appears to be materially misstated.

When we read the other information included in the annual report, if we conclude that there is a material misstatement therein, we are required to communicate the matter to those charged with governance.

### Emphasis of Matter

In view of the substantial winding down of the operations of the wholly owned subsidiary, “Mold-Tek Packaging FZE, UAE, the Company has provided Rs.1003.20 Lakhs towards impairment of the investment and provision of Rs.146.83 Lakhs is made towards expected credit loss on the realization of the trade receivables. We draw attention to the impairment and expected credit loss and our opinion is not modified in respect of this matter. (Refer Note 30 of the standalone financial statements)

### Management's Responsibility for the Standalone Financial Statements

The Company's Board of Directors is responsible for the matters stated in section 134(5) of the Act with respect to the preparation of these standalone financial statements that give a true and fair view of the financial position, financial performance, total comprehensive income, changes in equity and cash flows of the Company in accordance with the Ind AS

and other accounting principles generally accepted in India. This responsibility also includes maintenance of adequate accounting records in accordance with the provisions of the Act for safeguarding of the assets of the Company and for preventing and detecting frauds and other irregularities; selection and application of appropriate implementation and maintenance of accounting policies; making judgments and estimates that are reasonable and prudent; and design, implementation and maintenance of adequate internal financial controls, that were operating effectively for ensuring the accuracy and completeness of the accounting records, relevant to the preparation and presentation of the financial statements that give a true and fair view and are free from material misstatement, whether due to fraud or error.

In preparing the standalone financial statements, management is responsible for assessing the Company's ability to continue as a going concern, disclosing, as applicable, matters related to going concern and using the going concern basis of accounting unless management either intends to liquidate the Company or to cease operations, or has no realistic alternative but to do so.

The Board of Directors are also responsible for overseeing the Company's financial reporting process.

**Auditor's Responsibilities for the Audit of the Standalone Financial Statements**

Our objectives are to obtain reasonable assurance about whether the standalone financial statements as a whole are free from material misstatement, whether due to fraud or error, and to issue an auditor's report that includes our opinion. Reasonable assurance is a high level of assurance, but is not a guarantee that an audit conducted in accordance with SAs will always detect a material misstatement when it exists. Misstatements can arise from fraud or error and are considered material if, individually or in the aggregate, they could reasonably be expected to influence the economic decisions of users taken on the basis of these standalone financial statements.

As part of an audit in accordance with SAs, we exercise professional judgment and maintain professional skepticism throughout the audit. We also:

- Identify and assess the risks of material misstatement of the standalone financial statements, whether due to fraud or error, design and perform audit procedures responsive to those risks, and obtain audit evidence that is sufficient and appropriate to provide a basis for our opinion. The risk of not detecting a material misstatement resulting from fraud is higher than for one resulting from error, as fraud may involve collusion, forgery, intentional omissions, misrepresentations, or the override of internal control.

- Obtain an understanding of internal control relevant to the audit in order to design audit procedures that are appropriate in the circumstances. Under section 143(3) (i) of the Companies Act, 2013, we are also responsible for expressing our opinion on whether the company has adequate internal financial controls system in place and the operating effectiveness of such controls.
- Evaluate the appropriateness of accounting policies used and the reasonableness of accounting estimates and related disclosures made by management.
- Conclude on the appropriateness of management's use of the going concern basis of accounting and, based on the audit evidence obtained, whether a material uncertainty exists related to events or conditions that may cast significant doubt on the Company's ability to continue as a going concern. If we conclude that a material uncertainty exists, we are required to draw attention in our auditor's report to the related disclosures in the standalone financial statements or, if such disclosures are inadequate, to modify our opinion. Our conclusions are based on the audit evidence obtained up to the date of our auditor's report. However, future events or conditions may cause the Company to cease to continue as a going concern.
- Evaluate the overall presentation, structure and content of the standalone financial statements, including the disclosures, and whether the standalone financial statements represent the underlying transactions and events in a manner that achieves fair presentation.

Materiality is the magnitude of misstatements in the standalone financial statements that, individually or in aggregate, makes it probable that the economic decisions of a reasonably knowledgeable user of the standalone financial statements may be influenced. We consider quantitative materiality and qualitative factors in (i) planning the scope of our audit work and in evaluating the results of our work; and (ii) to evaluate the effect of any identified misstatements in the standalone financial statements.

We communicate with those charged with governance regarding, among other matters, the planned scope and timing of the audit and significant audit findings, including any significant deficiencies in internal control that we identify during our audit.

We also provide those charged with governance with a statement that we have complied with relevant ethical requirements regarding independence, and to communicate with them all relationships and other matters that may reasonably be thought to bear on our independence, and where applicable, related safeguards.

From the matters communicated with those charged with governance, we determine those matters that were of most significance in the audit of the standalone financial

statements of the current period and are therefore the key audit matters. We describe these matters in our auditor's report unless law or regulation precludes public disclosure about the matter or when, in extremely rare circumstances, we determine that a matter should not be communicated in our report because the adverse consequences of doing so would reasonably be expected to outweigh the public interest benefits of such communication.

#### Report on Other Legal and Regulatory Requirements

1. As required by Section 143(3) of the Act based on our audit, we report that:
  - a) We have sought and obtained all the information and explanations which to the best of our knowledge and belief were necessary for the purposes of our audit.
  - b) In our opinion, proper books of account as required by law have been kept by the Company so far as it appears from our examination of those books.
  - c) The Balance Sheet, the Statement of Profit and Loss including Other Comprehensive Income, Statement of Changes in Equity and the Cash Flow Statement dealt with by this report are in agreement with the books of account.
  - d) In our opinion, the aforesaid standalone financial statements comply with the Indian Accounting Standards prescribed under Section 133 of the Act read with Rule 7 of Companies (Accounts) Rules, 2014.
  - e) On the basis of the written representations received from the directors as on 31st March, 2019 taken on record by the Board of Directors, none of the directors is disqualified as on 31st March, 2019 from being appointed as a director in terms of Section 164 (2) of the Act.
  - f) With respect to the adequacy of the internal financial controls over financial reporting of the Company and the operating effectiveness of such controls, refer to our separate Report in "Annexure A".

- g) With respect to the other matters to be included in the Auditor's Report in accordance with the requirements of section 197(16) of the Act, as amended:

In our opinion and to the best of our information and according to the explanations given to us, the remuneration paid by the Company to its directors during the year is in accordance with the provision of section 197 of the Act.

- h) With respect to the other matters to be included in the Auditor's Report in accordance with Rule 11 of the Companies (Audit and Auditors) Rules, 2014, in our opinion and to the best of our information and according to the explanations given to us:
  - i. The Company has disclosed the impact of pending litigations on its financial position in its standalone financial statements (Refer Note 32);
  - ii. The Company did not have any long-term contracts including derivative contracts for which there were any material foreseeable losses;
  - iii. There were no amounts which were required to be transferred to the Investor Education and Protection Fund by the Company.
2. As required by the Companies (Auditor's Report) Order, 2016, ("the Order") issued by the Central Government of India in terms of Section 143 (11) of the Act, we give in "Annexure B" a statement on the matters specified in paragraphs 3 and 4 of the Order.

**For M. Anandam & Co.,**  
Chartered accountants  
(Firm Registration No.000125S)



**M.R. Vikram**

Partner

Membership No.021012

Place: Hyderabad  
Date: 27<sup>th</sup> May, 2019



## **Annexure - A to the Independent Auditors' Report**

(Referred to in paragraph 1(f) under 'Report on Other Legal Regulatory Requirements' section of our report to the Members of the Company of even date)

### **Report on the Internal Financial Controls Over Financial Reporting under Clause (i) of Sub-section 3 of Section 143 of the Companies Act, 2013 ("the Act")**

We have audited the internal financial controls over financial reporting of **Mold-Tek Packaging Limited** ("the Company") as of 31 March 2019 in conjunction with our audit of the standalone financial statements of the Company for the year ended on that date.

#### **Management's Responsibility for Internal Financial Controls**

The Company's management is responsible for establishing and maintaining internal financial controls based on the internal control over financial reporting criteria established by the Company considering the essential components of internal control stated in the Guidance Note on Audit of Internal Financial Controls over Financial Reporting issued by the Institute of Chartered Accountants of India ("ICAI"). These responsibilities include the design, implementation and maintenance of adequate internal financial controls that were operating effectively for ensuring the orderly and efficient conduct of its business, including adherence to company's policies, the safeguarding of its assets, the prevention and detection of frauds and errors, the accuracy and completeness of the accounting records, and the timely preparation of reliable financial information, as required under the Companies Act, 2013.

#### **Auditor's Responsibility**

Our responsibility is to express an opinion on the Company's internal financial controls over financial reporting based on our audit. We conducted our audit in accordance with the Guidance Note on Audit of Internal Financial Controls over Financial Reporting (the "Guidance Note") and the Standards on Auditing, issued by ICAI and prescribed under section 143(10) of the Companies Act, 2013, to the extent applicable to an audit of internal financial controls, both applicable to an audit of Internal Financial Controls and, both issued by the Institute of Chartered Accountants of India. Those Standards and the Guidance Note require that we comply with ethical requirements and plan and perform

the audit to obtain reasonable assurance about whether adequate internal financial controls over financial reporting was established and maintained and if such controls operated effectively in all material respects.

Our audit involves performing procedures to obtain audit evidence about the adequacy of the internal financial controls system over financial reporting and their operating effectiveness. Our audit of internal financial controls over financial reporting included obtaining an understanding of internal financial controls over financial reporting, assessing the risk that a material weakness exists, and testing and evaluating the design and operating effectiveness of internal control based on the assessed risk. The procedures selected depend on the auditor's judgment, including the assessment of the risks of material misstatement of the standalone financial statements, whether due to fraud or error.

We believe that the audit evidence we have obtained is sufficient and appropriate to provide a basis for our audit opinion on the Company's internal financial controls system over financial reporting.

#### **Meaning of Internal Financial Controls over Financial Reporting**

A Company's internal financial control over financial reporting is a process designed to provide reasonable assurance regarding the reliability of financial reporting and the preparation of financial statements for external purposes in accordance with generally accepted accounting principles. A company's internal financial control over financial reporting includes those policies and procedures that (1) pertain to the maintenance of records that, in reasonable detail, accurately and fairly reflect the transactions and dispositions of the assets of the company; (2) provide reasonable assurance that transactions are recorded as necessary to permit preparation of financial statements in accordance with generally accepted accounting principles, and that receipts and expenditures of the company are being made only in accordance with authorisations of management and directors of the company; and (3) provide reasonable assurance regarding prevention or timely detection of unauthorised acquisition, use, or disposition of the company's assets that could have a material effect on the standalone financial statements.

### **Inherent Limitations of Internal Financial Controls over Financial Reporting**

Because of the inherent limitations of internal financial controls over financial reporting, including the possibility of collusion or improper management override of controls, material misstatements due to error or fraud may occur and not be detected. Also, projections of any evaluation of the internal financial controls over financial reporting to future periods are subject to the risk that the internal financial control over financial reporting may become inadequate because of changes in conditions, or that the degree of compliance with the policies or procedures may deteriorate.

### **Opinion**

In our opinion, to the best of our information and according to the explanations given to us, the Company has, in all

material respects, an adequate internal financial controls system over financial reporting and such internal financial controls over financial reporting were operating effectively as at 31 March 2019, based on the internal control over financial reporting criteria established by the Company considering the essential components of internal control stated in the Guidance Note on Audit of Internal Financial Controls Over Financial Reporting issued by the Institute of Chartered Accountants of India.

**For M.Anandam & Co.,**  
Chartered accountants  
(Firm Registration No.000125S)



**M.R.Vikram**

Partner

Membership No.021012

Place: Hyderabad

Date: 27<sup>th</sup> May, 2019

## Annexure “B” to the Independent Auditor’s Report

### Annexure - B to the Independent Auditors’ Report

(Referred to in paragraph 2 under “Report on Other Legal and Regulatory Requirements” section of our report of even date)

(i)	(a) The Company has maintained proper records showing full particulars, including quantitative details and situation of fixed assets.																																				
	(b) As explained to us, the fixed assets have been physically verified by the management in a periodical manner, which in our opinion is reasonable, having regard to the size of the Company and the nature of its business. No material discrepancies were noticed on such verification.																																				
	(c) According to the information and explanations given to us and on the basis of our examination of the records of the Company, the title deeds of immovable properties are held in the name of the Company.																																				
(ii)	The inventories have been physically verified during the year by the management. The discrepancies noticed on verification between the physical stocks and book records were not material.																																				
(iii)	The Company has granted unsecured loan to wholly owned subsidiary covered in the register maintained under section 189 of the Act.																																				
	a) In our opinion and according to the information given to us, the term and conditions of the loan given by the Company are prima facie, not prejudicial to the interest of the Company.																																				
	b) The schedule of repayment of principal and payment of interest has been stipulated and repayments of principal amounts and / or receipts of interest have been regular.																																				
	c) There are no overdue amounts as at the year-end in respect of both principal and interest.																																				
(iv)	In our opinion and according to the information and explanations given to us, the Company has complied with the provisions of Section 185 and 186 of the Act in respect of grant of loans, making investments and providing guarantees and securities, as applicable.																																				
(v)	According to the information and explanations given to us, the Company has not accepted deposits within the meaning of Sections 73 to 76 of the Act and the rules framed thereunder.																																				
(vi)	Maintenance of cost records has not been specified by the Central Government under sub-section (1) of Section 148 of the Act.																																				
(vii)	(a) According to the information and explanations given to us and the records of the Company examined by us, the Company is regular in depositing undisputed statutory dues including Provident fund, Employees’ state insurance, Income-tax, Goods and Services Tax, Customs duty, cess and any other statutory dues as applicable with the appropriate authorities and there were no arrears of outstanding statutory dues as at the last day of the financial year concerned for a period of more than six months from the date they became payable.																																				
	(b) According to the information and explanations given to us and records of the Company examined by us, the particulars of income tax, sales tax/value added tax, goods and service tax, wealth tax, service tax, customs duty, excise duty or cess as at 31 <sup>st</sup> March, 2019 which have not been deposited on account of any dispute pending are as under:																																				
	<table border="1" style="width: 100%; border-collapse: collapse;"> <thead> <tr> <th style="width: 30%;">Name of the statute</th> <th style="width: 15%;">Nature of the dues</th> <th style="width: 10%;">Amount (Rs. in lakhs)</th> <th style="width: 15%;">Period to which the amount relates</th> <th style="width: 30%;">Forum where the dispute is pending</th> </tr> </thead> <tbody> <tr> <td>Income-tax Act, 1961</td> <td>Income tax</td> <td style="text-align: right;">24.11</td> <td>AY 2012-13</td> <td>ITAT, Hyderabad</td> </tr> <tr> <td>Income-tax Act, 1961</td> <td>Income tax</td> <td style="text-align: right;">4.83</td> <td>AY 2014-15</td> <td>Commissioner of Income Tax (Appeals)</td> </tr> <tr> <td>Income-tax Act, 1961</td> <td>Income tax</td> <td style="text-align: right;">2.56</td> <td>AY 2015-16</td> <td>Assistant Commissioner of Income Tax (Appeals)</td> </tr> <tr> <td>Income-tax Act, 1961</td> <td>Income tax</td> <td style="text-align: right;">11.96</td> <td>AY 2016-17</td> <td>Assistant Commissioner of Income Tax – Circle 16(2)</td> </tr> <tr> <td>AP Value Added Tax Act, 2005</td> <td>Value Added Tax</td> <td style="text-align: right;">2.60</td> <td>FY 2006-07</td> <td>Sales Tax Appellate Tribunal, Hyderabad</td> </tr> <tr> <td>AP Value Added Tax Act, 2005</td> <td>Value Added Tax</td> <td style="text-align: right;">1.34</td> <td>FY 2007-08</td> <td>Appellate Deputy Commissioner (CT), Punjagutta Division, Hyderabad</td> </tr> </tbody> </table>		Name of the statute	Nature of the dues	Amount (Rs. in lakhs)	Period to which the amount relates	Forum where the dispute is pending	Income-tax Act, 1961	Income tax	24.11	AY 2012-13	ITAT, Hyderabad	Income-tax Act, 1961	Income tax	4.83	AY 2014-15	Commissioner of Income Tax (Appeals)	Income-tax Act, 1961	Income tax	2.56	AY 2015-16	Assistant Commissioner of Income Tax (Appeals)	Income-tax Act, 1961	Income tax	11.96	AY 2016-17	Assistant Commissioner of Income Tax – Circle 16(2)	AP Value Added Tax Act, 2005	Value Added Tax	2.60	FY 2006-07	Sales Tax Appellate Tribunal, Hyderabad	AP Value Added Tax Act, 2005	Value Added Tax	1.34	FY 2007-08	Appellate Deputy Commissioner (CT), Punjagutta Division, Hyderabad
Name of the statute	Nature of the dues	Amount (Rs. in lakhs)	Period to which the amount relates	Forum where the dispute is pending																																	
Income-tax Act, 1961	Income tax	24.11	AY 2012-13	ITAT, Hyderabad																																	
Income-tax Act, 1961	Income tax	4.83	AY 2014-15	Commissioner of Income Tax (Appeals)																																	
Income-tax Act, 1961	Income tax	2.56	AY 2015-16	Assistant Commissioner of Income Tax (Appeals)																																	
Income-tax Act, 1961	Income tax	11.96	AY 2016-17	Assistant Commissioner of Income Tax – Circle 16(2)																																	
AP Value Added Tax Act, 2005	Value Added Tax	2.60	FY 2006-07	Sales Tax Appellate Tribunal, Hyderabad																																	
AP Value Added Tax Act, 2005	Value Added Tax	1.34	FY 2007-08	Appellate Deputy Commissioner (CT), Punjagutta Division, Hyderabad																																	

(viii)	In our opinion and according to the information and explanations given to us, the Company has not defaulted in repayment of loans or borrowings to financial institutions, banks and government. The Company has not issued any debentures.
(ix)	The Company has not raised moneys by way of initial public offer or further public offer (including debt instruments) during the year. In our opinion and according to the information and explanations given to us, the term loans have been applied for the purpose for which the loans were obtained.
(x)	To the best of our knowledge and belief and according to the information and explanations given to us, no fraud on or by the Company was noticed or reported during the year.
(xi)	In our opinion and according to the information and explanations give to us the Company has paid / provided managerial remuneration in accordance with the requisite approvals mandated by the provisions of section 197 read with Schedule V to the Act.
(xii)	The Company is not a Nidhi Company and hence reporting under clause (xii) of the Order is not applicable.
(xiii)	In our opinion and according to the information and explanations given to us and based on our examination of the records of the Company, transactions with the related parties are in compliance with section 177 and 188 of the Act where applicable and details of such transactions have been disclosed in the standalone financial statements as required by the applicable Indian accounting standards.
(xiv)	The Company has not made any preferential allotment or private placement of shares or fully or partly convertible debentures during the year and hence reporting under clause (xiv) of the Order is not applicable.
(xv)	In our opinion and according to the information and explanations given to us and based on our examination of the records of the Company, the Company has not entered into any non-cash transactions with directors or persons connected with him and hence provisions of section 192 of the Act are not applicable.
(xvi)	The Company is not required to be registered under section 45-IA of the Reserve Bank of India Act, 1934.

**For M.Anandam & Co.,**  
Chartered accountants  
(Firm Registration No.000125S)

  
**M.R.Vikram**

Partner

Membership No.021012

Place: Hyderabad  
Date: 27<sup>th</sup> May, 2019

## BALANCE SHEET AS AT MARCH 31, 2019

All amounts in ₹ lakhs, unless otherwise stated

Particulars	Note	As at 31 March 2019	As at 31 March 2018
<b>I. ASSETS</b>			
<b>Non-current assets</b>			
(a) Property, Plant and Equipment	4.1	17925.48	11417.71
(b) Capital work-in-progress	4.2	1604.25	1473.11
(c) Investment property	4.3	5.36	5.49
(d) Intangible assets	4.4	30.49	28.79
(e) Intangible assets under development	4.5	19.17	14.01
(f) Financial assets			
Investments	5.1	971.78	2034.26
Other financial assets	5.2	22.09	17.96
(g) Other non-current assets	6	954.23	689.35
<b>Current assets</b>			
(a) Inventories	7	4384.65	5048.30
(b) Financial assets			
(i) Trade receivables	8.1	6637.69	8240.80
(ii) Cash and cash equivalents	8.2	11.14	15.86
(iii) Bank balances other than (ii) above	8.3	76.70	78.41
(iv) Loans	8.4	390.95	245.03
(v) Other financial assets	8.5	293.49	295.39
(c) Current tax assets (net)	9	136.01	37.51
(d) Other current assets	10	868.02	577.46
<b>TOTAL ASSETS</b>		<b>34331.50</b>	<b>30219.44</b>
<b>II. EQUITY AND LIABILITIES</b>			
<b>Equity</b>			
(a) Equity share capital	11	1384.55	1384.55
(b) Other equity	12	17675.44	16689.47
<b>Liabilities</b>			
<b>Non-current liabilities</b>			
(a) Financial liabilities			
Borrowings	13	1486.62	197.17
(b) Provisions	14	203.28	200.95
(c) Deferred tax liabilities (net)	15	1306.05	1039.23
(d) Other non-current liabilities	16	17.16	34.65
<b>Current liabilities</b>			
(a) Financial liabilities			
(i) Borrowings	17.1	7402.39	7708.35
(ii) Trade payables	17.2		
A. Dues to micro and small enterprises		27.18	77.13
B. Dues to creditors other than micro and small enterprises		1762.22	1699.48
(iii) Other financial liabilities	17.3	2659.72	970.08
(b) Other current liabilities	18	250.42	189.56
(c) Provisions	19	156.47	28.82
<b>TOTAL EQUITY AND LIABILITIES</b>		<b>34331.50</b>	<b>30219.44</b>
<b>Summary of significant accounting policies</b>	2		

The accompanying notes are an integral part of the financial statements.

As per our report of even date.

For **M.Anandam & Co.,**  
Chartered Accountants  
Firm Registration Number: 0001255


  
**M R Vikram**  
Partner  
Membership Number: 021012

Place : Hyderabad  
Date : 27<sup>th</sup> May, 2019

For and on behalf of Board

  
**J. Lakshmana Rao**  
Chairman & Managing Director  
DIN: 00649702

  
**A. Seshu Kumari**  
Chief Financial Officer

  
**A. Subramanyam**  
Deputy Managing Director  
DIN: 00654046

  
**Thakur Vishal Singh**  
Company Secretary  
M.No.A41956



## STATEMENT OF PROFIT AND LOSS FOR THE YEAR ENDED MARCH 31, 2019

All amounts in ₹ lakhs, unless otherwise stated

Particulars	Note	Year ended 31 March 2019	Year ended 31 March 2018
<b>I. Income</b>			
Revenue from operations	22	39408.57	35029.19
Other income	23	133.78	105.06
<b>II. Total income</b>		<b>39542.35</b>	<b>35134.25</b>
<b>III. Expenses</b>			
Cost of materials consumed	24	23984.96	20528.53
Excise duty		-	1,083.30
Changes in inventories of finished goods and work-in-progress	25	(112.78)	(329.97)
Employee benefits expense	26	4045.36	3447.08
Finance costs	27	708.47	411.10
Depreciation and amortization expense	28	1473.20	1184.38
Other expenses	29	4296.72	3952.86
<b>Total expenses</b>		<b>34395.93</b>	<b>30277.28</b>
<b>IV. Profit before exceptional items and tax (II - III)</b>		<b>5146.42</b>	<b>4856.97</b>
V. Exceptional items	30	1150.03	-
<b>VI. Profit before tax (IV - V)</b>		<b>3996.39</b>	<b>4856.97</b>
<b>VII. Tax expense:</b>			
(1) Current tax		1356.02	1392.49
(2) Excess tax provision written back		(52.88)	-
(3) Deferred tax		282.84	295.36
<b>VIII. Profit for the year (VI-VII)</b>		<b>2410.41</b>	<b>3169.12</b>
<b>IX. Other comprehensive income</b>			
Items that will not be reclassified to Statement of Profit and Loss			
a) Remeasurement of defined employee benefit plans		(45.86)	(11.05)
b) Net change in fair value of financial instruments		(59.28)	(93.16)
c) Income tax relating to items (a & b) above		16.03	3.86
<b>Other comprehensive income (net of tax)</b>		<b>(89.11)</b>	<b>(100.35)</b>
<b>X. Total comprehensive income for the year</b>		<b>2321.30</b>	<b>3068.77</b>
<b>XI. Earning per equity share (Face Value ₹5 each)</b>	35		
(1) Basic		8.70	11.44
(2) Diluted		8.70	11.44
<b>Summary of significant accounting policies</b>	2		
<b>The accompanying notes are an integral part of the financial statements.</b>			


As per our report of even date.  
For **M. Anandam & Co.**,  
Chartered Accountants  
Firm Registration Number: 0001255


  
**M R Vikram**  
Partner  
Membership Number: 021012

Place : Hyderabad  
Date : 27<sup>th</sup> May, 2019

For and on behalf of Board

  
**J. Lakshmana Rao**  
Chairman & Managing Director  
DIN: 00649702

  
**A. Seshu Kumari**  
Chief Financial Officer

  
**A. Subramanyam**  
Deputy Managing Director  
DIN: 00654046

  
**Thakur Vishal Singh**  
Company Secretary  
M.No.A41956

## STATEMENT OF CHANGES IN EQUITY FOR THE YEAR ENDED MARCH 31, 2019

All amounts in ₹ lakhs, unless otherwise stated

a. Equity share capital	Note	As at 31 March 2019	As at 31 March 2018
Particulars			
Balance at the beginning of the year	11	1384.55	1384.55
Add: Changes during the year		-	-
<b>Balance at the end of the year</b>		<b>1384.55</b>	<b>1384.55</b>

Particulars	Note	Reserves and Surplus			Equity Instruments through Other Comprehensive Income		Total
		Securities premium	Capital reserve	General reserve	Retained earnings	Comprehensive Income	
<b>Balance as at 01 April, 2017</b>		<b>7480.70</b>	<b>57.15</b>	<b>1509.53</b>	<b>4332.51</b>	<b>807.90</b>	<b>14187.79</b>
Profit for the year		-	-	-	3169.12	-	3169.12
Transfer of profits to General reserve		-	-	404.86	(404.86)	-	-
Dividends (including corporate dividend tax)		-	-	-	(533.25)	-	(533.25)
Other comprehensive income		-	-	-	(7.19)	(93.16)	(100.35)
Others		-	-	-	(33.84)	-	(33.84)
<b>Balance as at 31 March, 2018</b>	<b>12</b>	<b>7480.70</b>	<b>57.15</b>	<b>1914.39</b>	<b>6522.49</b>	<b>714.74</b>	<b>16689.47</b>
Profit for the year		-	-	-	2410.41	-	2410.41
Dividends (including corporate dividend tax)		-	-	-	(1335.33)	-	(1335.33)
Other comprehensive income		-	-	-	-	(29.83)	(29.83)
<b>Balance as at 31 March 2019</b>		<b>7480.70</b>	<b>57.15</b>	<b>1914.39</b>	<b>7567.74</b>	<b>655.46</b>	<b>17675.44</b>

For and on behalf of Board

As per our report of even date.

For **M. Anandam & Co.,**  
Chartered Accountants  
Firm Registration Number: 0001255

*M. R. Vikram*  
**M R Vikram**  
Partner

Membership Number: 021012

Place : Hyderabad

Date : 27<sup>th</sup> May, 2019

*J. Lakshmana Rao*  
**J. Lakshmana Rao**  
Chairman & Managing Director  
DIN: 00649702

*A. Subramanyam*  
**A. Subramanyam**  
Deputy Managing Director  
DIN: 00654046

*A. Seshu Kumari*  
**A. Seshu Kumari**  
Chief Financial Officer

*Thakur Vishal Singh*  
**Thakur Vishal Singh**  
Company Secretary  
M.No. A41956

## CASH FLOW STATEMENT FOR THE YEAR ENDED MARCH 31, 2019

All amounts in ₹ lakhs, unless otherwise stated

Particulars	31 March 2019	31 March 2018
<b>Cash flow from operating activities</b>		
Profit before tax	5146.42	4856.97
<b>Adjustments for:</b>		
Depreciation and amortisation expense	1507.95	1215.52
(Profit)/loss on disposal of property, plant and equipment (net)	1.89	(9.13)
Provision for doubtful debts	157.44	16.15
Amortisation of government grants	0.84	(7.06)
Finance costs	708.47	411.10
Dividend income	(14.82)	(12.70)
Fair Valuation of Investments	(59.28)	(93.16)
Provision for impairment of Investments	(1003.20)	-
Provision for doubtful debts - receivables from Subsidiary	(146.83)	-
Remeasurement of defined employee benefit plans	(45.86)	(11.05)
<b>Change in operating assets and liabilities</b>		
(Increase)/decrease in trade receivables	1445.67	(2181.67)
(Increase)/decrease in financial assets other than trade receivables	(146.43)	(351.76)
(Increase) / decrease in other assets	(601.06)	70.82
(Increase) / decrease in inventories	663.65	(1422.91)
Increase in trade payables	12.79	541.07
Increase / (decrease) in other financial liabilities	1155.28	(27.58)
Increase / (decrease) in provisions	129.98	(657.05)
Increase / (decrease) in other liabilities	69.29	(13.77)
<b>Cash generated from operations</b>	<b>8982.19</b>	<b>2323.79</b>
Income taxes paid	(1356.02)	(1392.49)
<b>Net cash inflow/(outflow) from operating activities</b>	<b>7626.17</b>	<b>931.30</b>
<b>Cash flows from investing activities</b>		
Purchase of property, plant & equipment and intangible assets	(8086.66)	(3827.89)
(Increase)/decrease in capital work-in-progress, etc.,	(136.30)	(513.84)
Dividend income from investments	14.82	12.70
Fair value changes in investments	1062.48	93.16
Proceeds from sale of property, plant and equipment	67.47	236.64
<b>Net cash inflow/(outflow) from investing activities</b>	<b>(7078.19)</b>	<b>(3999.23)</b>
<b>Cash flow from financing activities</b>		
Proceeds from non current borrowings (refer note 20)	2123.00	118.84
Repayment of non current borrowings (refer note 20)	(325.95)	(262.09)
Proceeds/ (repayment) from current borrowings (net) (refer note 20)	(305.95)	4,155.19
Dividend paid including corporate dividend tax	(1335.33)	(533.25)
Finance costs	(708.47)	(411.10)
<b>Net cash inflow/(outflow) from financing activities</b>	<b>(552.70)</b>	<b>3067.59</b>
<b>Net increase/(decrease) in cash and cash equivalents</b>	<b>(4.72)</b>	<b>(0.34)</b>
<b>Cash and cash equivalents at the beginning of the financial Year</b>	<b>15.86</b>	<b>16.20</b>
<b>Cash and cash equivalents at the end of the year</b>	<b>11.14</b>	<b>15.86</b>

Cash flow statement has been prepared under the Indirect method as set out in Ind AS - 7 specified under Section 133 of the Companies Act, 2013.

The accompanying notes are an integral part of the financial statements.

As per our report of even date.

For **M.Anandam & Co.,**

Chartered Accountants

Firm Registration Number: 0001255

  
**M R Vikram**

Partner


Membership Number: 021012


Place : Hyderabad

Date : 27<sup>th</sup> May, 2019

For and on behalf of Board

  
**J. Lakshmana Rao**  
Chairman & Managing Director  
DIN: 00649702

  
**A. Seshu Kumari**  
Chief Financial Officer

  
**A. Subramanyam**  
Deputy Managing Director  
DIN: 00654046

  
**Thakur Vishal Singh**  
Company Secretary  
M.No.A41956

## NOTES FORMING PART OF THE FINANCIAL STATEMENTS

### 1 Company information:

Mold-Tek Packaging Limited ('the Company') is a public limited Company incorporated in India having its registered office at Hyderabad, Telangana, India. The Company is engaged in the manufacturing of injection-molded containers for lubes, paints, food and other products. The Company has its listings on BSE Limited and National Stock Exchange of India Limited.

### 2 Significant Accounting Policies:

This note provides a list of the significant accounting policies adopted in the preparation of the financial statements. These policies have been consistently applied to all the years presented, unless otherwise stated.

#### a) Statement of compliance:

The financial statements are prepared in accordance with Indian Accounting Standards (Ind AS) notified under Section 133 of the Companies Act, 2013 ("the Act") read along with the Companies (Indian Accounting Standards) Rules as amended and guidelines issued by the Securities and Exchange Board of India (SEBI), as applicable. The presentation of financial statements is based on Ind AS Schedule III of the Companies Act, 2013.

#### New and amended standards adopted by the Company

The Company has applied the following standards and amendments for the first time for their annual reporting period commencing 1 April 2018:

- Ind AS 115, Revenue from contracts with customers
- Appendix B (Foreign currency transactions and advance consideration) to Ind AS 21, The effects of changes in foreign exchange rates.
- Amendment to Ind AS 12, Income Taxes

The amendments listed above did not have any material impact on the amounts recognised in prior periods and are not expected to significantly affect the current or future periods.

#### b) Basis of preparation:

The financial statements have been prepared under the historical cost convention with the exception of certain assets and liabilities that are required to be carried at fair values as per Ind AS. Fair value is the price that would be received to sell an asset or paid to transfer a liability in an orderly transaction between market participants at the measurement date.

### c) Revenue recognition:

#### i) Revenue from contract with customers

Revenue is recognised when the performance obligations have been satisfied, which is once control of the goods is transferred from the Company to the customer.

Revenue related to the sale of goods is recognised when the product is delivered to the destination specified by the customer, and the customer has gained control through their ability to direct the use of and obtain substantially all the benefits from the asset. Revenue is measured based on consideration specified in the contract with a customer which is measured at the fair value of the consideration received or receivable, net of returns and allowances, trade discounts and volume rebates and excludes amounts collected on behalf of third parties.

#### ii) Other income

Dividend income is recognised when the right to receive the income is established.

Interest income is recognized on time proportion basis taking into account the amount outstanding and the rate applicable.

Rental income from investment properties is recognised on a straight line basis over the term of the relevant leases.

Export benefit under the duty free credit entitlements is recognized in the statement of profit and loss, when right to receive such entitlement is established as per terms of the relevant scheme in respect of exports made and where there is no significant uncertainty regarding compliance with the terms and conditions of such scheme.

Sales tax incentives are recognized in the statement of profit and loss, when right to receive such entitlement is established as per terms of the relevant scheme and where there is no significant uncertainty regarding compliance with the terms and conditions of such scheme.

#### d) Borrowing costs:

Borrowing costs directly attributable to the acquisition, construction or production of qualifying assets, which are assets that necessarily take a substantial period of time to get ready for their intended use or sale, are added to the cost of those assets, until such time as the assets are substantially ready for the intended use or sale.

## NOTES FORMING PART OF THE FINANCIAL STATEMENTS

Investment income earned on the temporary investment of specific borrowings pending their expenditure on qualifying assets is deducted from the borrowing cost eligible for capitalization. Other borrowings costs are expensed in the period in which they are incurred.

### e) **Employee benefits:**

#### (i) **Short-term obligations**

Liabilities for wages and salaries, including non-monetary benefits that are expected to be settled wholly within 12 months after the end of the period in which the employees render the related service are recognized in respect of employees' services up to the end of the reporting period and are measured at the amounts expected to be paid when the liabilities are settled. The liabilities are presented as current employee benefit obligations in the balance sheet.

#### (ii) **Other long-term employee benefit obligations**

The liabilities for earned leave is not expected to be settled wholly within 12 months after the end of the period in which the employees render the related service. They are therefore measured at the present value of expected future payments to be made in respect of services provided by employees up to the end of the reporting period using the projected unit credit method. The benefits are discounted using the market yields at the end of the reporting period that have terms approximating to the terms of the related obligations. Remeasurements as a result of the experience adjustments and changes in actuarial assumptions are recognized in profit or loss.

The obligations are presented as current liabilities in the balance sheet if the entity does not have an unconditional right to defer settlement for at least twelve months after the reporting period, regardless of when the actual settlement is expected to occur.

#### (iii) **Gratuity obligations**

The liability or assets recognized in the balance sheet in respect of gratuity plans is the present value of the defined benefit obligation at the end of the reporting period less the fair value of plan assets. The defined benefit obligation is calculated annually by actuaries using the projected unit credit method.

The present value of the defined benefit obligation is determined by discounting the estimated future cash outflows by reference to market yields at the end of the reporting period on government bonds that have terms approximating to the terms of the related obligation.

The net interest cost is calculated by applying the discount rate to the net balance of the defined benefit obligation and the fair value of plan assets. This cost is included in employee benefit expense in the statement of profit and loss. Remeasurement gains and losses arising from experience adjustments and changes in actuarial assumptions are recognized in the period in which they occur, directly in other comprehensive income. They are included in retained earnings in the statement of changes in equity and in the balance sheet.

Changes in the present value of the defined benefit obligation resulting from plan amendments or curtailments are recognized immediately in profit or loss. The gratuity liability is covered through a recognized Gratuity Fund managed by Life Insurance Corporation of India and the contributions made under the scheme are charged to the statement of profit and loss.

#### (iv) **Defined contribution plans**

The Company pays provident fund contributions to publicly administered funds as per local regulations. The Company has no further payment obligations once the contributions have been paid. The contributions are accounted for as defined contribution plans and the contributions are recognized as employee benefit expense when they are due.

#### (v) **Bonus plans**

The Company recognizes a liability and an expense for bonuses. The Company recognizes a provision where contractually obliged or where there is a past practice that has created a constructive obligation.

### f) **Income taxes**

Tax expense for the year comprises current and deferred tax.

Current tax is the amount of tax payable on the taxable income for the year as determined in accordance with the applicable tax rates and the provisions of the Income-tax Act, 1961 and other applicable tax laws that have been enacted or substantively enacted by the end of the reporting period.

Deferred tax is recognised on temporary differences between the carrying amounts of assets and liabilities in the financial statements and the corresponding tax bases used in the computation of taxable profit. Deferred tax liabilities are generally recognised for all taxable temporary differences. Deferred tax assets are generally recognised for all deductible temporary differences to the extent that

## NOTES FORMING PART OF THE FINANCIAL STATEMENTS

it is probable that taxable profits will be available against which those deductible temporary differences can be utilised. Such deferred tax assets and liabilities are not recognised if the temporary differences arise from the initial recognition (other than in a business combination) of assets and liabilities in a transaction that affects neither the taxable profit nor the accounting profit. In addition, deferred tax liabilities are not recognised if the temporary difference arises from the initial recognition of goodwill.

The carrying amount of deferred tax assets is reviewed at the end of each reporting period and reduced to the extent that it is no longer probable that sufficient taxable profits will be available to allow all or part of the asset to be recovered. Deferred tax assets and liabilities are measured at the tax rates that are expected to apply in the period in which the liability is settled or the asset realised, based on tax rates (and tax laws) that have been enacted or substantively enacted by the end of the reporting period.

Tax relating to items recognized directly in equity or other comprehensive income is recognised in equity or other comprehensive income and not in the Statement of profit and loss.

Deferred tax assets and liabilities are offset if there is a legally enforceable right to offset current tax liabilities and assets, and they are related to income taxes levied by the same tax authority, but they intend to settle current tax liabilities and assets on a net basis or their tax assets and liabilities will be realized simultaneously.

### **g) Property, Plant and Equipment (PPE):**

PPE is carried at cost less accumulated depreciation and impairment losses, if any. The cost of PPE comprises of purchase price, applicable duties and taxes net of input tax credit, any directly attributable expenditure on making the asset ready for its intended use, other incidental expenses and interest on borrowings attributable to acquisition of qualifying fixed assets, upto the date the asset is ready for its intended use.

All other repair and maintenance costs, including regular servicing, are recognised in the Statement of profit and loss as incurred. When a replacement occurs, the carrying value of the replaced part is de-recognised. Where an item of PPE comprises major components having different useful lives, these components are accounted for as separate items.

Leasehold improvements are stated at cost including taxes, freight and other incidental expenses incurred, net of input tax credits availed. The depreciation is provided over the life estimated by the management.

Self constructed assets (Moulds): The Company transfers all the directly attributable expenditure incurred towards construction of moulds including depreciation on actual cost basis.

PPE retired from active use and held for sale are stated at the lower of their net book value and net realizable value and are disclosed separately.

An item of PPE is derecognised upon disposal or when no future economic benefits are expected to arise from the continued use of the asset. Any gain or loss arising on the disposal or retirement of an item of PPE is determined as the difference between the sales proceeds and the carrying amount of the asset and is recognised in the statement of profit and loss.

### **h) Expenditure during construction period and intangible assets under development:**

Expenditure during construction period (including finance cost related to borrowed funds for construction or acquisition of qualifying PPE) is included under capital work-in-progress and the same is allocated to the respective PPE on the completion of their construction.

Intangible assets under development includes the expenditure incurred for acquisition of intangible assets.

### **i) Depreciation:**

Depreciation is the systematic allocation of the depreciable amount of PPE over its useful life and is provided on the straight line method over the useful lives as prescribed in Schedule II to the Act.

### **j) Intangible assets and amortization:**

Intangible assets acquired separately are measured on initial recognition cost and are amortized on straight line method based on the estimated useful lives.

The period of amortization and amortization method are reviewed at each financial year end.

Computer software is amortized over a period of five years.

### **k) Investment property:**

Investment property are the properties held to earn rentals and/or for capital appreciation (including property under construction for such purposes). Investment properties are measured initially at cost, including transaction costs. Subsequent to initial recognition, investment properties are measured at cost model which is in accordance with Ind AS 40. An investment property is derecognised upon disposal or when the investment property is permanently withdrawn from use and no further economic benefits expected from disposal. Any gain or loss arising on



## NOTES FORMING PART OF THE FINANCIAL STATEMENTS

derecognition of the property is included in profit or loss in the period in which the property is derecognised. Depreciation on building is provided over its useful life of 30 years using the straight line method.

### l) Impairment of assets:

#### **Intangible assets and Property, Plant & Equipment (PPE):**

Intangible assets and PPE are evaluated for recoverability whenever events or changes in circumstances indicate that their carrying amounts may not be recoverable. For the purpose of impairment testing, the recoverable amount (i.e. the higher of the fair value less cost to sell and the value-in-use) is determined on an individual asset basis unless the asset does not generate cash flows that are largely independent of those from other assets. In such cases, the recoverable amount is determined for the Cash Generating Unit (CGU) to which the asset belongs. If such assets are considered to be impaired, the impairment to be recognized in the Statement of profit and loss is measured by the amount by which the carrying value of the assets exceeds the estimated recoverable amount of the asset. An impairment loss is reversed in the Statement of profit and loss if there has been a change in the estimates used to determine the recoverable amount. The carrying amount of the asset is increased to its revised recoverable amount, provided that this amount does not exceed the carrying amount that would have been determined (net of any accumulated amortization or depreciation) had no impairment loss been recognized for the asset in prior years.

### m) Inventories:

Inventories includes raw materials, work-in-progress, finished goods, stores & spares, packing materials and other consumables. These are valued at lower of cost and net realizable value (NRV). However, raw materials are considered to be realizable at cost, if the finished products, in which they will be used, are expected to be sold at or above cost. Further, cost is determined on weighted average basis.

#### **Material in transit**

Valuation of inventories of materials in transit is done at cost.

#### **Work-in-progress (WIP) and finished goods**

Cost of finished goods and WIP includes cost of raw materials, cost of conversion and other costs incurred in bringing the inventories to their present location and condition. Cost of inventories is computed on weighted average basis. Finished goods includes sales in transit which is valued at lower of cost and NRV.

### n) Provisions, contingent liabilities and contingent assets :

The Company recognises provisions when there is present obligation as a result of past event and it is probable that there will be an outflow of resources and reliable estimate can be made of the amount of the obligation. If the effect of the time value of money is material, provisions are determined by discounting the expected future cash flows to net present value using an appropriate pre-tax discount rate that reflects current market assessments of the time value of money and, where appropriate, the risks specific to the liability. Unwinding of the discount is recognised in the statement of profit and loss as a finance cost. Provisions are reviewed at each reporting date and are adjusted to reflect the current best estimate.

A present obligation that arises from past events where it is either not probable that an outflow of resources will be required to settle or a reliable estimate of the amount cannot be made, is disclosed as a contingent liability. Contingent liabilities are also disclosed when there is a possible obligation arising from past events, the existence of which will be confirmed only by the occurrence or non-occurrence of one or more uncertain future events not wholly within the control of the Company.

Contingent assets are not recognized in financial statements since this may result in the recognition of income that may never be realised.

### o) Financial instruments:

Financial assets and financial liabilities are recognised when the Company becomes a party to the contractual provisions of the instrument.

Financial assets and financial liabilities are initially measured at fair value. Transaction costs that are directly attributable to the acquisition or issue of financial assets and financial liabilities (other than financial assets and financial liabilities at fair value through profit or loss) are added to or deducted from the fair value of the financial assets or financial liabilities, as appropriate, on initial recognition. Transaction costs directly attributable to the acquisition of financial assets or financial liabilities at fair value through profit or loss are recognised immediately in profit or loss.

#### **Financial assets**

##### **(i) Financial assets carried at amortised cost**

A financial asset is subsequently measured at amortised cost if it is held within a business model whose objective is to hold the asset in order to collect contractual cash flows and the contractual terms of the financial asset give rise on specified dates to cash flows that are solely payments of principal and interest on the principal amount outstanding.

## NOTES FORMING PART OF THE FINANCIAL STATEMENTS

**(ii) Financial assets at fair value through other comprehensive income**

A financial asset is subsequently measured at fair value through other comprehensive income if it is held within a business model whose objective is achieved by both collecting contractual cash flows and selling financial assets and the contractual terms of the financial asset give rise on specified dates to cash flows that are solely payments of principal and interest on the principal amount outstanding. Further, in case where the Company has made an irrevocable selection based on its business model, for its investments which are classified as equity instruments, the subsequent changes in fair value are recognized in other comprehensive income.

**(iii) Financial assets at fair value through profit or loss**

A financial asset which is not classified in any of the above categories are subsequently fair valued through profit or loss.

**(iv)** The Company recognizes loss allowances using the expected credit loss (ECL) model for the financial assets which are not fair valued through profit or loss. Loss allowance for trade receivables with no significant financing component is measured at an amount equal to lifetime ECL. For all other financial assets, ECL are measured at an amount equal to the 12-month ECL, unless there has been a significant increase in credit risk from initial recognition in which case those are measured at lifetime ECL. The amount of ECL (or reversal) that is required to adjust the loss allowance at the reporting date to the amount that is required to be recognised is recognized as an impairment gain or loss in the statement of profit and loss.

### **Financial liabilities and equity instruments**

#### **Classification as debt or equity**

Financial liabilities and equity instruments issued by the Company are classified according to the substance of the contractual arrangements entered into and the definitions of a financial liability and an equity instrument.

#### **Equity instruments**

An equity instrument is any contract that evidences a residual interest in the assets of the Company after deducting all of its liabilities. Equity instruments are recorded at the proceeds received, net of direct issue costs.

#### **Financial liabilities**

Trade and other payables are initially measured at fair value, net of transaction costs, and are subsequently

measured at amortised cost, using the effective interest rate method where the time value of money is significant.

Interest bearing bank loans, overdrafts and unsecured loans are initially measured at fair value and are subsequently measured at amortised cost using the effective interest rate method. Any difference between the proceeds (net of transaction costs) and the settlement or redemption of borrowings is recognised over the term of the borrowings in the statement of profit and loss.

#### **Derecognition of financial instruments**

The Company derecognizes a financial asset when the contractual rights to the cash flows from the financial asset expire or it transfers the financial asset and the transfer qualifies for derecognition under Ind AS 109. A financial liability (or a part of a financial liability) is derecognized from the Company's balance sheet when the obligation specified in the contract is discharged or cancelled or expires.

#### **Fair value of financial instruments**

In determining the fair value of its financial instruments, the Company uses a variety of methods and assumptions that are based on market conditions and risks existing at each reporting date. The methods used to determine fair value include discounted cash flow analysis, available quoted market prices and dealer quotes. All methods of assessing fair value result in general approximation of value, and such value may or may not be realized.

#### **Offsetting financial instruments**

Financial assets and liabilities are offset and the net amount is reported in the balance sheet where there is a legally enforceable right to offset the recognized amounts and there is an intention to settle on a net basis or realize the asset and settle the liability simultaneously. The legally enforceable right must not be contingent on future events and must be enforceable in the normal course of business and in the event of default, insolvency or bankruptcy of the Company or the counterparty.

**p) Earnings per share :**

The basic earnings per share is computed by dividing the profit/(loss) for the year attributable to the equity shareholders by the weighted average number of equity shares outstanding during the year. For the purpose of calculating diluted earnings per share, profit/(loss) for the year attributable to the equity shareholders and the weighted average number of the equity shares outstanding during the year are adjusted for the effects of all dilutive potential equity shares.

**q) Cash and cash equivalents**

Cash and cash equivalents include cash on hand and

## NOTES FORMING PART OF THE FINANCIAL STATEMENTS

demand deposits with banks. Cash equivalents are short-term balances (with an original maturity of three months or less), highly liquid investments that are readily convertible into known amounts of cash and which are subject to insignificant risk of changes in value.

### r) Transactions in foreign currencies

The financial statements of the Company are presented in Indian rupees, which is the functional currency of the Company and the presentation currency for the financial statements.

Transactions in foreign currencies are recorded at the exchange rates prevailing on the date of transaction.

Foreign currency monetary assets and liabilities such as cash, receivables, payables, etc., are translated at year end exchange rates.

Exchange differences arising on settlement of transactions and translation of monetary items are recognised as income or expense in the year in which they arise.

### s) Segment reporting

An operating segment is a component of the Company that engages in business activities from which it may earn revenues and incur expenses, whose operating results are regularly reviewed by the company's chief operating decision maker to make decisions for which discrete financial information is available. Based on the management approach as defined in Ind AS 108, the chief operating decision maker evaluates the Company's performance and allocates resources based on an analysis of various performance indicators by business segments and geographic segments.

### t) Government grants

Grants from the government are recognised at fair value where there is a reasonable assurance that the grant will be received and the Company will comply with all attached conditions.

Government grants relating to income are deferred and recognised in the profit or loss over the period necessary to match them with the costs they are intended to compensate and presented within other income.

Government grants relating to the purchase of Property, Plant and Equipment are included in non-current liabilities as deferred income and are credited to the statement of profit and loss on a straight line basis over the expected lives of the related assets and presented within other income.

The benefit of a government loan at below current market rate of interest is treated as a government grant.

### u) Leases

The Company determines whether an arrangement contains a lease by assessing whether the fulfillment of a transaction is dependent on the use of a specific asset and whether the transaction conveys the right to use that asset to the Company in return for payment. Where this occurs, the arrangement is deemed to include a lease and is accounted for either as finance or operating lease.

#### As a lessee

Operating lease – Rentals payable under operating leases are charged to the statement of profit and loss on a straight line basis over the term of the relevant lease unless another systematic basis is more representative of the time pattern in which economic benefits from the leased asset are utilised.

#### As a lessor

Operating lease – Rental income from operating leases is recognised in the statement of profit and loss on a straight line basis over the term of the relevant lease unless another systematic basis is more representative of the time pattern in which economic benefits from the leased asset is diminished. Initial direct costs incurred in negotiating and arranging an operating lease are added to the carrying value of the leased asset and recognised on a straight line basis over the lease term.

### v) Investments in subsidiaries

Investments in subsidiary companies are measured at cost less impairment, if any.

### w) Employee share based payments

Equity-settled share-based payments to employees are measured at the fair value of the employee stock options at the grant date. The fair value determined at the grant date of the equity-settled share-based payments is amortised over the vesting period, based on the Company's estimate of equity instruments that will eventually vest, with a corresponding increase in equity. At the end of each reporting period, the Company revises its estimate of the number of equity instruments expected to vest. The impact of the revision of the original estimates, if any, is recognised in the Statement of Profit and Loss such that the cumulative expense reflects the revised estimate, with a corresponding adjustment to the equity-settled employee benefits reserve.

### x) Dividend distribution

Dividends paid (including income tax thereon) is recognised in the period in which the interim dividends are approved by the Board of Directors, or in respect of the final dividend when approved by shareholders.

## NOTES FORMING PART OF THE FINANCIAL STATEMENTS

### y) Rounding off amounts

All amounts disclosed in the financial statements and notes have been rounded off to the nearest lakhs as per the requirement of Schedule III, unless otherwise stated.

### z) Standards issued but not yet effective

The standards issued, but not yet effective up to the date of issuance of the Company's financial statements are disclosed below.

Ind AS issued but not yet effective: 30 March 2019, the Ministry of Corporate Affairs ("MCA") vide the Companies (Indian Accounting Standards) Amendment Rules, 2019 has notified the following new and amendments to Ind AS which the Company has not applied as they are effective for annual periods beginning on or after 1 April, 2019:

1. The Rules have notified the new lease standard Ind AS 116, Leases. Ind AS 17, Leases has been withdrawn. The Rules also bring in consequential amendments to other Ind AS as a result of notification of Ind AS 116. The Company is assessing the implication of the above change.
2. Appendix C to Ind AS 12, Income Taxes has been inserted. The appendix provides accounting for uncertainty over income tax treatments. The Company is assessing the implication of the above change.
3. New paragraph 57A has been added to Ind AS 12 to clarify that the income tax consequences of dividends on financial instruments classified as equity should be recognised according to where the past transactions or events that generated distributable profits were recognised. This amendment is not applicable to the Company.
4. Amendment to Ind AS 19, Employee benefits. This amendment requires an entity to: (i) Use updated assumptions to determine current service cost and net interest for the remainder of the period after a plan amendment, curtailment or settlement; and (ii) Recognise in profit or loss as part of past service cost, or a gain or loss on settlement, any reduction in a surplus, even if that surplus was not previously recognised because of the impact of the asset ceiling. This amendment will not impact the financial statements of the Company.
5. Amendment to Ind AS 23, Borrowing costs to clarify that if a specific borrowing remains outstanding after a qualifying asset is ready for its intended use or sale, it becomes part of general borrowings. The Company is assessing the implication of the above change.
6. Amendment to Ind AS 28, Investments in associates and joint ventures. Investors could have long-term interests (for example, preference shares or long-term loans) in an associate or joint venture that form part of the net investment in the associate or joint venture. The amendment clarifies that these long-term interests in an associate or joint venture to which the equity method is not applied should be accounted for using Ind AS 109, Financial instruments. The requirements of Ind AS 109 are applied to long-term interests before applying the loss allocation and impairment requirements of Ind AS 28. An illustrative example is also provided in Appendix A of Ind AS 28. This amendment is not applicable to the Company.
7. Amendment to Ind AS 109 to enable an entity to measure at amortised cost some prepayable financial assets with negative compensation. This amendment will not impact the financial statements of the Company.
8. Amendment has been made to Ind AS 103, Business combinations and Ind AS 111, Joint arrangements to clarify measurement of previously held interest in obtaining control/joint control over a joint operation as follows: (i) On obtaining control of a business that is a joint operation, previously held interest in joint operation is remeasured at fair value at the acquisition date; (ii) A party obtaining joint control of a business that is joint operation should not remeasure its previously held interest in the joint operation. This amendment is not applicable to the Company.

### 3 Use of estimates and critical accounting judgements:

In preparation of the financial statements, the Company makes judgements, estimates and assumptions about the carrying values of assets and liabilities that are not readily apparent from other sources. The estimates and the associated assumptions are based on historical experience and other factors that are considered to be relevant. Actual results may differ from these estimates. The estimates and the underlying assumptions are reviewed on an ongoing basis. Revisions to accounting estimates are recognised in the period in which the estimate is revised and future periods affected.

Significant judgements and estimates relating to the carrying values of assets and liabilities include useful lives of property, plant and equipment and intangible assets, impairment of property, plant and Equipment, intangible assets and investments, provision for employee benefits and other provisions, recoverability of deferred tax assets, commitments and contingencies.

## NOTES TO THE FINANCIAL STATEMENTS

All amounts in ₹ lakhs, unless otherwise stated

### 4.1(a) Property, Plant and Equipment

Particulars	Gross carrying amount			Accumulated depreciation			Net carrying amount		
	As at 1 April 2018	Additions	Deletions	As at 31 March 2019	As at 1 April 2018	For the Year	On disposals	As at 31 March 2019	As at 31 March 2019
Freehold land	868.41	229.51	-	1097.92	-	-	-	-	1097.92
Buildings	3321.50	1958.96	-	5280.46	178.83	120.03	-	298.86	4981.60
Plant and equipment	5744.44	3323.66	44.54	9023.56	1172.50	816.64	24.06	1965.08	7058.48
Moulds	2275.85	1617.26	-	3893.11	504.77	356.38	-	861.15	3031.96
Electrical installations	421.45	284.87	8.99	697.33	70.48	53.39	3.30	120.57	576.76
Works equipment & instruments	221.69	279.20	-	500.89	34.50	30.70	-	65.20	435.69
Office equipment	61.50	20.29	-	81.79	25.03	12.97	-	38.00	43.79
Computers and data processing equipment	37.63	17.39	-	55.02	16.34	10.94	-	27.28	27.74
Furniture and fixtures	201.17	173.93	-	375.10	32.67	28.19	-	60.86	314.24
Vehicles	387.85	168.38	107.60	448.63	94.08	65.25	64.40	94.93	353.70
Leasehold improvements	9.05	-	-	9.05	3.63	1.82	-	5.45	3.60
<b>Total</b>	<b>13550.54</b>	<b>8073.45</b>	<b>161.12</b>	<b>21462.86</b>	<b>2132.83</b>	<b>1496.31</b>	<b>91.76</b>	<b>3537.38</b>	<b>17925.48</b>

During the year, the Company has capitalised two plants located at Mysuru (Unit-VIII) and Pudi (Visakhapatnam) (Unit-IX) amounting to ₹1735.40 lakhs and ₹1562.22 lakhs respectively.

Land includes ₹229.50 lakhs paid under agreement for sale with Andhra Pradesh Industrial Infrastructure Corporation (APIIC) which is located at Pudi (Visakhapatnam) (Unit-IX) and the same is pending registration. Further the Company has paid stamp duty for the purpose of registration.

## NOTES TO THE FINANCIAL STATEMENTS

All amounts in ₹ lakhs, unless otherwise stated

## 4.1(b) Property, Plant and Equipment

Particulars	Gross carrying amount				Accumulated depreciation			Net carrying amount	
	As at 1 April 2017	Additions	Deletions	As at 31 March 2018	As at 1 April 2017	For the Year	On disposals	As at 31 March 2018	As at 31 March 2018
Freehold land	868.41	-	-	868.41	-	-	-	-	868.41
Buildings	2611.23	710.27	-	3321.50	83.04	95.79	-	178.83	3142.67
Plant and equipment	4091.57	1788.78	135.91	5744.44	557.08	654.05	38.63	1172.50	4571.94
Moulds	1598.60	798.94	121.69	2275.85	210.65	298.07	3.95	504.77	1771.08
Electrical installations	274.55	152.93	6.03	421.45	30.39	41.93	1.84	70.48	350.97
Works equipment & instruments	132.64	89.05	-	221.69	14.59	19.91	-	34.50	187.19
Office equipment	43.16	18.34	-	61.50	12.88	12.15	-	25.03	36.47
Computers and Data processing equipment	26.13	11.50	-	37.63	7.71	8.63	-	16.34	21.29
Furniture and fixtures	124.34	76.83	-	201.17	15.14	17.53	-	32.67	168.50
Vehicles	228.73	164.88	5.76	387.85	40.22	55.46	1.60	94.08	293.77
Leasehold improvements	15.06	-	6.01	9.05	2.88	2.62	1.87	3.63	5.42
<b>Total</b>	<b>10014.42</b>	<b>3811.52</b>	<b>275.40</b>	<b>13550.54</b>	<b>974.58</b>	<b>1206.14</b>	<b>47.89</b>	<b>2132.83</b>	<b>11417.71</b>
<b>4.2(a) Capital work-in-progress as at March 31, 2019: ₹1604.25 lakhs</b>									
Capital work-in-progress includes Land & Buildings of ₹57.18 lakhs, Plant and equipment of ₹717.63 lakhs and Moulds of ₹829.44 lakhs.									
<b>4.2(b) Capital work-in-progress as at March 31, 2018: ₹1473.11 lakhs</b>									
Capital work-in-progress includes Land & Buildings of ₹697.70 lakhs, Plant and equipment of ₹200.26 lakhs, Moulds of ₹570.16 lakhs and others of ₹4.99 lakhs.									



## NOTES TO THE FINANCIAL STATEMENTS

All amounts in ₹ lakhs, unless otherwise stated

### 4.3(a) Investment property

Particulars	Gross carrying amount			Accumulated depreciation			Net carrying amount
	As at 1 April 2018	Additions	Deletions	As at 31 March 2019	For the Year	On disposals	
Freehold land	4.12	-	-	4.12	-	-	4.12
Buildings	1.63	-	-	1.63	0.13	-	1.24
<b>Total</b>	<b>5.75</b>	<b>-</b>	<b>-</b>	<b>5.75</b>	<b>0.13</b>	<b>-</b>	<b>5.36</b>

### 4.3(b) Investment property

Particulars	Gross carrying amount			Accumulated depreciation			Net carrying amount
	As at 1 April 2017	Additions	Deletions	As at 31 March 2018	For the Year	On disposals	
Freehold land	4.12	-	-	4.12	-	-	4.12
Buildings	1.63	-	-	1.63	0.13	-	1.37
<b>Total</b>	<b>5.75</b>	<b>-</b>	<b>-</b>	<b>5.75</b>	<b>0.13</b>	<b>-</b>	<b>5.49</b>

### 4.3(c) Disclosures - Ind AS 40

Particulars	2018-19	2017-18
Rental income from investment property	2.06	2.06
Direct operating expenses (including repairs and maintenance) generated rental income	-	0.38
<b>Income from investment property (net)</b>	<b>2.06</b>	<b>1.68</b>

Fair value of the investment property as at 31<sup>st</sup> March, 2019 ₹213.38 lakhs, (2018 - ₹213.38 lakhs )

## NOTES TO THE FINANCIAL STATEMENTS

All amounts in ₹ lakhs, unless otherwise stated

Particulars	Gross carrying amount			Accumulated amortisation			Net carrying amount		
	As at 1 April 2018	Additions	Deletions	As at 31 March 2019	As at 1 April 2018	For the Year	On disposals	As at 31 March 2019	As at 31 March 2019
Computer software	52.66	13.21	-	65.87	23.87	11.51	-	35.38	30.49
<b>Total</b>	<b>52.66</b>	<b>13.21</b>	<b>-</b>	<b>65.87</b>	<b>23.87</b>	<b>11.51</b>	<b>-</b>	<b>35.38</b>	<b>30.49</b>

Particulars	Gross carrying amount			Accumulated amortisation			Net carrying amount		
	As at 1 April 2017	Additions	Deletions	As at 31 March 2018	As at 1 April 2017	For the Year	On disposals	As at 31 March 2018	As at 31 March 2018
Computer software	36.29	16.37	-	52.66	14.62	9.25	-	23.87	28.79
<b>Total</b>	<b>36.29</b>	<b>16.37</b>	<b>-</b>	<b>52.66</b>	<b>14.62</b>	<b>9.25</b>	<b>-</b>	<b>23.87</b>	<b>28.79</b>

**4.5(a) Intangible asset under development as at March 31, 2019: ₹19.17 lakhs**

Intangible assets under development represents amount paid towards patents registration amounting to ₹19.17 lakhs.

**4.5(b) Intangible asset under development as at March 31, 2018: ₹14.01 lakhs**

Intangible assets under development represents amount paid towards patents registration amounting to ₹14.01 lakhs.

## NOTES TO THE FINANCIAL STATEMENTS

All amounts in ₹ lakhs, unless otherwise stated

### 5.1. Investments

Particulars		As at 31 March 2019	As at 31 March 2018
<b>Designated at Fair value through Other Comprehensive Income (FVOCI)</b>			
<b>Investments in equity instruments (quoted - fully paid up)</b>			
Mold-Tek Technologies Limited		971.78	1031.06
21,17,165 (P. Y - 21,17,165) shares of ₹2 each			
<b>Measured at amortised cost</b>			
<b>Investment in equity instruments (Unquoted - at cost- fully paid up)</b>			
<b>Investment in wholly owned subsidiary</b>			
Mold-Tek Packaging FZE	1003.20	-	1003.20
5,458 (P.Y -5,458) shares of AED 1,000 each			
Less: Provision for impairment loss	(1003.20)		-
<b>Total</b>		<b>971.78</b>	<b>2034.26</b>
Aggregate amount of quoted investments		971.78	1031.06
Aggregate amount of unquoted investments		-	1003.20
Aggregate amount of impairment of investments		1003.20	-

5.1.1 The management has decided to substantially wind down the operations of the wholly owned subsidiary “Mold-Tek Packaging FZE”, UAE in view of the reduced viability. The Company is not expecting to realize the investment made and accordingly the investment of ₹1003.20 Lakhs is fully impaired.

### 5.2. Other financial assets (non - current)

Particulars		As at 31 March 2019	As at 31 March 2018
<b>Earmarked balances</b>			
Margin money deposits against bank guarantees		22.09	17.96
<b>Total</b>		<b>22.09</b>	<b>17.96</b>

### 6. Other non-current assets

Particulars		As at 31 March 2019	As at 31 March 2018
<b>Unsecured, considered good</b>			
Capital advances		381.49	496.64
Unamortised lease premium		338.36	-
Deposits with government and others		234.38	192.71
<b>Total</b>		<b>954.23</b>	<b>689.35</b>

- Capital advances include an amount paid towards acquisition of machinery ₹305.11 lakhs (P.Y ₹416.73 lakhs); towards construction of buildings ₹16.02 lakhs (P.Y ₹79.91 lakhs) and advance paid towards purchase of land ₹60.36 lakhs.
- Deposits with government bodies include amounts kept as security deposit with electricity departments ₹163.20 lakhs (P.Y ₹133.20 lakhs) with respective state governments where in the business facilities are situated. Other deposits include EMD and security deposits of ₹39.12 lakhs (P.Y ₹32.59 lakhs) with customers and Rental deposits of ₹27.85 lakhs (P.Y ₹22.70 lakhs).

## NOTES TO THE FINANCIAL STATEMENTS

All amounts in ₹ lakhs, unless otherwise stated

## 7. Inventories

Particulars	As at 31 March 2019	As at 31 March 2018
<b>(Valued at lower of cost and net realizable value)</b>		
a) Raw materials	1366.98	2555.92
b) Work-in-progress	734.03	668.09
c) Finished goods {including material in transit of ₹176.8 lakhs (2018- ₹219.19 lakhs)}	872.90	826.06
d) Packing materials	72.61	44.32
e) Stores & spares	71.42	60.86
f) Consumables	1,266.71	893.05
<b>Total</b>	<b>4384.65</b>	<b>5048.30</b>

## 8.1. Trade receivables

Particulars	As at 31 March 2019	As at 31 March 2018
Unsecured, considered good	6689.33	8028.64
Less: Allowance for expected credit loss	51.64	41.03
Trade receivables which have significant increase in credit risk - Dues from wholly owned subsidiary	146.83	253.19
Less: Allowance for expected credit loss on subsidiary receivables	146.83	-
<b>Total</b>	<b>6637.69</b>	<b>8240.80</b>

8.1.1 The management has decided to substantially wind down the operations of the wholly owned subsidiary "Mold-Tek Packaging FZE", UAE in view of the reduced viability. The Company has recognised ₹146.83 lakhs towards expected loss on the realization of the trade receivables.

## 8.2. Cash and cash equivalents

Particulars	As at 31 March 2019	As at 31 March 2018
a) Balances with banks in current accounts	3.50	11.64
b) Cash on hand	7.64	4.22
<b>Total</b>	<b>11.14</b>	<b>15.86</b>

## 8.3. Bank balances other than (ii) above

Particulars	As at 31 March 2019	As at 31 March 2018
Earmarked balances		
- Unpaid dividend bank accounts	76.70	78.41
<b>Total</b>	<b>76.70</b>	<b>78.41</b>

## NOTES TO THE FINANCIAL STATEMENTS

All amounts in ₹ lakhs, unless otherwise stated

### 8.4. Loans (current)

Particulars	As at 31 March 2019	As at 31 March 2018
<b>Unsecured, considered good</b>		
Loan receivables which have significant increase in credit Risk - loan to wholly owned subsidiary (refer Note 8.4.2)	363.15	230.57
Employee advances	27.80	14.46
<b>Total</b>	<b>390.95</b>	<b>245.03</b>

**8.4.1** Disclosure of loans and advances given to subsidiary as per Regulation 34(3) and 53(f) of the SEBI (Listing obligation and disclosure requirements) Regulations, 2015:

Particulars	As at 31 March 2019	As at 31 March 2018
Amount outstanding	363.15	230.57
Maximum balance outstanding	363.15	230.57

### 8.4.2 Disclosure under Section 186 of the Companies Act, 2013:

Particulars of Loans and Deposits as at the year end

Name of the entity	2018-19	2017-18	Nature of Loans/ Deposits	Purpose for which Loan/ Guarantee is proposed to be utilised by recipient
Mold-Tek Packaging FZE, UAE	363.15	230.57	Inter corporate loan	Working capital

### 8.5. Other financial assets (current)

Particulars	As at 31 March 2019	As at 31 March 2018
Sales tax incentive receivable*	235.92	226.99
Export benefits receivable**	16.06	34.25
Advances for expenses to employees	17.58	4.15
Advance for expenses- wholly owned subsidiary	-	27.05
Interest receivable- wholly owned subsidiary	23.93	2.95
<b>Total</b>	<b>293.49</b>	<b>295.39</b>

\* During the year, the Company has received ₹100.15 lakhs against 85% of sales tax incentive from Maharashtra state government on account of "Package Scheme of Incentives 2013", pertaining to financial year 2015-16. The balance amount is expected to be received on completion of assessment. An amount of ₹109.08 lakhs (P.Y ₹91.05 lakhs) has been considered as incentive receivable for financial year 2018-19.

\*\* During the year the company has received ₹7.32 lakhs pertaining to financial year 2016-17 and ₹3.44 lakhs pertaining to financial year 2017-18 against export incentive under "Merchandise Exports from India Scheme". An amount of ₹8.52 lakhs (P.Y ₹11.01 lakhs) has been considered as incentive receivable for financial year 2018-19. An amount of ₹3.36 lakhs pertaining to financial year 2015-16, ₹10.95 lakhs pertaining to financial year 2016-17 and ₹1.66 lakhs pertaining to financial year 2017-18 has been written off.

## NOTES TO THE FINANCIAL STATEMENTS

All amounts in ₹ lakhs, unless otherwise stated

## 9. Current tax assets/ (liabilities) (net)

Particulars	As at 31 March 2019	As at 31 March 2018
Opening balance	37.51	81.16
Add: Taxes paid pertaining to previous years	0.16	15.04
Add: Advance tax and TDS of current year	1,401.48	1,364.65
Less: Provision for current tax	1,303.14	1,392.49
Less: Taxes payable pertaining to previous years	-	30.85
<b>Total</b>	<b>136.01</b>	<b>37.51</b>

## 10. Other current assets

Particulars	As at 31 March 2019	As at 31 March 2018
Prepaid expenses	26.05	31.96
Other receivables	-	27.75
Supplier advances	308.56	359.43
GST input tax credit	455.55	150.11
Customs deposit	74.34	8.21
Unamortised lease premium	3.52	-
<b>Total</b>	<b>868.02</b>	<b>577.46</b>

## 11. Equity share capital

Particulars	As at 31 March 2019	As at 31 March 2018
<b>Authorized</b>		
29,000,000 (P.Y 29,000,000) equity shares of ₹5 each	1450.00	1450.00
<b>Total</b>	<b>1450.00</b>	<b>1450.00</b>
<b>Issued, subscribed &amp; paid-up capital</b>		
27,691,052 (P.Y 27,691,052 ) equity shares of ₹5 each fully paid up	1384.55	1384.55
<b>Total</b>	<b>1384.55</b>	<b>1384.55</b>

- 79,95,776 equity shares out of the issued, subscribed and paid up share capital were allotted in the financial year 2008-09 pursuant to the Scheme of arrangement without payments being received in cash.
- 46,625 equity shares of ₹10 each issued at a premium of ₹52.95 per share on 6th July, 2011 by way of Employee Stock Option Scheme.
- 12,40,000 equity shares of ₹10 each issued at a premium of ₹30 per share on 7th September, 2011 by way of preferential offer.
- 9,125 equity shares of ₹10 each issued at a premium of ₹52.95 per share on 19th December, 2011 by way of Employee Stock Option Scheme.
- 19,25,000 equity shares of ₹10 each issued at a premium of ₹35.80 per share on 4th February, 2012 by way of preferential offer.
- 37,800 equity shares of ₹10 each issued at a premium of ₹52.95 per share on 5th July, 2012 by way of Employee Stock Option Scheme.
- 22,950 equity shares of ₹10 each issued at a premium of ₹52.95 per share on 28th June, 2013 by way of Employee Stock Option Scheme.



## NOTES TO THE FINANCIAL STATEMENTS

All amounts in ₹ lakhs, unless otherwise stated

- h) 25,100 equity shares of ₹10 each issued at a premium of ₹52.95 per share on 13th June, 2014 by way of Employee Stock Option Scheme.
- i) 39,800 equity shares of ₹10 each issued at a premium of ₹52.95 per share on 25th July, 2014 by way of Employee Stock Option Scheme.
- j) 24,98,350 equity shares of ₹10 each issued at a premium of ₹210.17 per share on 3rd February, 2015 by way of Qualified institutional placement.
- k) 5,000 equity shares of ₹10 each issued at a premium of ₹52.95 per share on 9th April, 2015 by way of Employee Stock Option Scheme.
- l) Shareholders on February 3, 2016 approved the share split of ₹10 each, fully paid up into 2 (Two) equity shares of ₹5 each fully paid up. The Board of Directors fixed the record date as February 18, 2016. On February 17, 2016 the Company has subdivided the existing fully paid Equity Shares of 1,38,45,526 with face of ₹10 each into 2,76,91,052 fully paid up shares with face value of ₹5 each.

### (A) Movement in equity share capital:

Particulars	Number of shares	Amount
<b>Balance at 01 April, 2017</b>	<b>27,691,052</b>	<b>1384.55</b>
Movement during the year	-	-
<b>Balance at 31 March, 2018</b>	<b>27,691,052</b>	<b>1384.55</b>
Movement during the year	-	-
<b>Balance at March 31, 2019</b>	<b>27,691,052</b>	<b>1384.55</b>

### (B) Details of shareholders holding more than 5% shares in the Company

Name of the shareholder	As at 31 March 2019		As at 31 March 2018	
	No. of Shares	% holding	No. of Shares	% holding
J. Lakshmana Rao	2,555,445	9.23	2,555,445	9.23
A. Subramanyam	2,029,124	7.33	2,029,124	7.33
J. Sudha Rani	1,491,588	5.39	1,634,588	5.90
DSP Blackrock small cap fund	1,808,643	6.53	1,808,643	6.53

### (C) Terms/Rights attached to equity shares

The Company has only one class of equity shares having a face value of ₹5 each. Each holder of equity share is entitled to one vote per share. The company declares and pays dividends in Indian Rupees. The dividend proposed by the Board of Directors is subject to the approval of the shareholders in the ensuing Annual General Meeting. In the event of liquidation of the Company, the equity shareholders will be entitled to receive remaining assets of the Company, after distribution of all preferential amounts. The distribution will be in proportion to the number of equity shares held by the shareholders.

### 12. Other equity

Particulars	As at 31 March 2019	As at 31 March 2018
<b>Reserves and surplus</b>		
Securities premium	7480.70	7480.70
Capital reserve	57.15	57.15
General reserve	1914.39	1914.39
Retained earnings	7567.74	6522.49
Equity Instruments through Other Comprehensive Income (OCI)	655.46	714.74
<b>Total</b>	<b>17675.44</b>	<b>16689.47</b>

## NOTES TO THE FINANCIAL STATEMENTS

All amounts in ₹ lakhs, unless otherwise stated

<b>(i) Securities premium</b>		
<b>Particulars</b>	<b>As at 31 March 2019</b>	<b>As at 31 March 2018</b>
Opening balance	7480.70	7480.70
Movement during the year	-	-
<b>Closing balance</b>	<b>7480.70</b>	<b>7480.70</b>
<b>(ii) Capital reserve</b>		
<b>Particulars</b>	<b>As at 31 March 2019</b>	<b>As at 31 March 2018</b>
Opening balance	57.15	57.15
Movement during the year	-	-
<b>Closing balance</b>	<b>57.15</b>	<b>57.15</b>
<b>(iii) General reserve</b>		
<b>Particulars</b>	<b>As at 31 March 2019</b>	<b>As at 31 March 2018</b>
Opening balance	1914.39	1509.53
Add: Transferred from retained earnings	-	404.86
<b>Closing balance</b>	<b>1914.39</b>	<b>1914.39</b>
<b>(iv) Retained earnings</b>		
<b>Particulars</b>	<b>As at 31 March 2019</b>	<b>As at 31 March 2018</b>
Opening balance	6522.49	4332.51
Add: Profit for the year	2410.41	3169.12
Less: Dividends including tax	(1335.33)	(533.25)
Less: Remeasurements of post employment benefit obligation, net of tax (OCI)	(29.83)	(7.19)
Less: Transfer of profits to General reserve	-	(404.86)
Less: Others	-	(33.84)
<b>Closing balance</b>	<b>7567.74</b>	<b>6522.49</b>
<b>(v) Equity Instruments through Other Comprehensive Income</b>		
<b>Particulars</b>	<b>As at 31 March 2019</b>	<b>As at 31 March 2018</b>
Opening balance	714.74	807.90
Less: Net change in fair value of financial instruments	(59.28)	(93.16)
<b>Closing balance</b>	<b>655.46</b>	<b>714.74</b>

**Nature and purpose of other reserves****(i) Securities premium**

Securities premium is used to record the premium on issue of shares. The reserve can be utilised in accordance with the provision of the Act.

## NOTES TO THE FINANCIAL STATEMENTS

All amounts in ₹ lakhs, unless otherwise stated

### (ii) Capital reserve

Capital reserve arised on account of amalgamation, transfer of forfeited shares amount, state subsidy and others. The reserve is utilised in accordance with the provision of the Act.

### (iii) General reserve

General reserve is used for strengthening the financial position and meeting future contingencies and losses.

### (iv) Retained earnings

This reserve represents the cumulative profits of the Company and effects of remeasurement of defined benefit obligations. This reserve can be utilized in accordance with the provisions of the Companies Act, 2013.

### (v) Equity Instruments through Other Comprehensive Income

This reserve represents the cumulative gains (net) arising on fair valuation of Equity Instruments, net of amounts reclassified, if any, to retained earnings when those instruments are disposed off.

## 13. Borrowings (non- current)

Particulars	As at 31 March 2019	As at 31 March 2018
<b>a) Secured loans</b>		
From banks		
Term loans	833.33	-
Vehicle loans	93.26	70.97
From others	500.00	-
<b>b) Unsecured loans</b>		
Deferred payment liabilities- Sales tax deferment loan	60.03	126.20
<b>Total</b>	<b>1486.62</b>	<b>197.17</b>

### a) Secured loans

#### i. Term loans

During the year, the Company has availed Term loans of ₹1000.00 lakhs each from CitiCorp (India) Limited and Citi Bank for the purpose of setting up new facilities at Mysuru and Pudi (Visakhapatnam) respectively, which are repayable in 12 and 18 equal quarterly installments with 6 months moratoriums.

As at the year end, the company has a total secured term borrowings of ₹1833.33 lakhs (Citicorp (India) Limited ₹833.33 lakhs and Citi Bank ₹1000 lakhs). The same have been classified under non-current (₹1333.33 lakhs) and current liabilities (₹500.00 lakhs).

The following assets of the Company are covered under the said securitization:

- # Citicorp Finance (India) Limited has First exclusive charge by way of equitable mortgage on the factory Land and Buildings situated at Plot no.94, KIADB-Adakanhallu Industrial Area, Chikkaiahnachatra Hobli, Nanjangud Taluk, Mysore district, Karnataka belonging to the Company.
- # Citicorp Finance (India) Limited has First exclusive charge on plant & machinery and other fixed assets at Mysore Unit.
- # Citi Bank has First exclusive charge by way of equitable mortgage on the factory land & buildings situated at Plot no.2A, in Sy. nos 251P, 255P, 256P, 261P, IC-PUDI village, Rambilli Mandal, Visakhapatnam district, belonging to the Company.
- # Citi Bank has First exclusive charge on plant & machinery and other fixed assets at Pudi (Visakhapatnam) Unit.
- # Personal guarantees of J. Lakshmana Rao, A. Subramanyam, P.Venkateswara Rao and J.Mytraeyi, directors of the Company.

## NOTES TO THE FINANCIAL STATEMENTS

All amounts in ₹ lakhs, unless otherwise stated

## Repayment schedule:

Bank/Financial institution	Rate of interest	FY 2019-20	FY 2020-21	FY 2021-22	FY 2022-23	FY 2023-24
Citicorp Finance (India) Limited	8.73%	333.32	333.32	166.66		
Citi Bank N.A	8.73%	166.67	222.23	222.23	222.23	166.67
<b>Total</b>		<b>499.99</b>	<b>555.55</b>	<b>388.89</b>	<b>222.23</b>	<b>166.67</b>

## ii. Vehicle loans from banks

The Company has availed vehicle loans from various banks with tenor of 36 to 60 monthly installments. The said loans are secured by hypothecation of vehicles. As at the year end, the Company has total amount outstanding of ₹ 178.22 lakhs which is classified under non-current liabilities (₹93.26 lakhs) and current liabilities (₹84.96 lakhs).

## Repayment schedule:

Bank	Rate of interest	FY 2019-20	FY 2020-21	FY 2021-22
ICICI Bank Ltd	10.49%	0.38	-	-
ICICI Bank Ltd	9.50%	0.45	-	-
ICICI Bank Ltd	9.35%	5.19	4.14	1.94
ICICI Bank Ltd	8.75%	2.50	0.42	-
ICICI Bank Ltd	8.45%	2.81	0.99	-
ICICI Bank Ltd	8.55%	6.19	6.74	1.70
Kotak Mahindra Prime Ltd	8.74%	15.88	17.33	9.25
HDFC Bank Ltd	9.01%	16.27	17.79	16.10
Yes Bank Ltd	9.00%	34.31	15.24	-
Yes Bank Ltd	8.65%	0.98	1.06	0.57
<b>Total</b>		<b>84.96</b>	<b>63.71</b>	<b>29.56</b>

## b) Unsecured loans

The Govt. of Andhra Pradesh has extended the Company, the incentive of sales tax deferral scheme pursuant to which the sales tax payment attributable to the sales affected out of production is deferred (interest-free) for a period of 14 years. The Company has availed this scheme for production facility of its 2nd expansion at Annaram unit for ₹751.37 lakhs and production facility at Dommaraopochampally unit for ₹421.91 lakhs. The Company has been repaying installments of the deferred sales tax in accordance with the scheme. The total Sales Tax Deferral amounts as on 31st March 2019 stands at ₹187.61 lakhs (31st March 2018 ₹270.49 lakhs).

Sales Tax deferral loan granted under State Investment Promotion Scheme has been considered as a government grant and the difference between the fair value and nominal value as on date is recognized as an expense. Accordingly, an amount of ₹0.84 lakhs (March 31, 2018: ₹7.06 lakhs) has been recognized as an expense. Every year charge in fair value is accounted for as an interest expense.

## NOTES TO THE FINANCIAL STATEMENTS

All amounts in ₹ lakhs, unless otherwise stated

### Repayment schedule:

Particulars	2019-20	2020-21	2021-22	2022-23
<b>Sales tax deferment loan</b>				
Value added tax	5.84	8.78	32.23	24.59
Central sales tax	87.09	21.11	6.85	7.34
<b>Total</b>	<b>92.93</b>	<b>29.89</b>	<b>39.08</b>	<b>31.93</b>

### 14. Provisions (non-current)

Particulars	As at 31 March 2019	As at 31 March 2018
<b>For employee benefits</b>		
- Leave encashment	106.75	105.65
- Gratuity	96.53	95.30
<b>Total</b>	<b>203.28</b>	<b>200.95</b>

### 15. Deferred tax liabilities (net)

Particulars	As at 31 March 2019	As at 31 March 2018
<b>a) Deferred tax assets</b>		
Expenses allowable on payment basis	-	83.10
<b>b) Deferred tax liabilities</b>		
Expenses allowed on payment basis	(105.60)	160.28
Depreciation and amortisation	1411.65	962.05
<b>Deferred tax liabilities (net)</b>	<b>1306.05</b>	<b>1039.23</b>

### Movement in deferred tax liabilities (net)

Particulars	WDV of depreciable PPE/ Investment properties/ intangible assets	Expenses allowable on payment basis	Total
<b>As at 31 March, 2018</b>	962.05	77.18	1,039.23
<b>(Charged )/ Credited</b>			
to statement of profit and loss	449.59	(198.80)	250.79
to Other comprehensive income	-	16.03	16.03
<b>As at 31 March, 2019</b>	<b>1411.64</b>	<b>(105.60)</b>	<b>1306.05</b>

### 16. Other non-current liabilities

Particulars	As at 31 March 2019	As at 31 March 2018
Deferred income - Sales tax deferment loan	17.16	34.65
<b>Total</b>	<b>17.16</b>	<b>34.65</b>

NOTES TO THE FINANCIAL STATEMENTS

All amounts in ₹ lakhs, unless otherwise stated

17.1. Borrowings (Current)

Particulars	As at 31 March 2019	As at 31 March 2018
<b>Secured loans</b>		
<b>Loans repayable on demand</b>		
Working capital loans from banks	7402.39	7708.35
<b>Total</b>	<b>7402.39</b>	<b>7708.35</b>

- a) The Company has availed its fund based working capital requirements from multiple banks viz., ICICI Bank Ltd, Citi Bank N.A, Yes Bank Ltd and HSBC Ltd. Cash credit limits utilised as at the year end from the respective banks are as per the above table, while the total working capital limits sanctioned by the participating banks are in the table given below:

Bank	Nature of Borrowing	Limits as at 31st March		Balances as on 31 <sup>st</sup> March	
		2019	2018	2019	2018
ICICI Bank Ltd	CC*	1500.00	1500.00	1142.92	1290.42
ICICI Bank Ltd	BG**	100.00	100.00	80.53	72.54
Yes Bank Ltd	CC	1000.00	1000.00	793.18	951.08
HSBC Ltd	CC	3000.00	3000.00	2690.30	2921.01
CITI Bank N.A	CC	3000.00	2500.00	2776.00	2545.84
<b>Total</b>		<b>8600.00</b>	<b>8100.00</b>	<b>7482.93</b>	<b>7780.89</b>

\*CC-Cash Credit    \*\* BG-Bank Guarantee

**Working capital facilities from the banks are secured by hypothecation by way of first charge on the following assets of the Company:**

- i) First Pari passu charge to the above four banks by way of hypothecation of the borrower's entire current assets which inter-alia include stocks of raw material, work in process, finished goods, Consumable Stores & Spares and such other movables including Book debts, outstanding monies, receivables both present and future of such form satisfactory to the bank.
- ii) First Pari passu charge to the above four banks by way of hypothecation of the borrower's movable fixed Assets of the Company (Except those specifically charged for the Wholly owned subsidiary company's borrowing).
- iii) **First Pari passu charge to the above four banks by way of equitable mortgage on the following immovable properties of the Company:-**
  - I. First Charge by way of equitable mortgage of land measuring 6.5125 acres & building in Sy.No 54,55/A,70,71&72 of Annaram Village Near Air Force Academy, Gummadidala Mandal, Sanga Reddy District, Telangana belonging to the Company.
  - II. First Charge by way of equitable mortgage of land measuring 6413 Sq. Yards and building in Sy.No.164 part, Dammarapochampally Village, Gandimaisamma Dundigal Manda, Medchal District, Telangana belonging to the Company.
  - III. First charge by way of equitable mortgage of land measuring 1066.63 Sq. Yards & buildings in Plot No. D-177 phase III, IDA, Jeedimetla, Qutballapur Mandal, Medchal District. Telangana belonging to the Company.
  - IV. First charge by way of equitable mortgage of ground floor, cellar area of building bearing municipal No. 8-2-293/82/A/700&700/1 on Plot No. 700 forming part of S.Y. No. 120(New) of Shaikpet Village and S.Y. No 102/1 of Hakim pet Village admeasuring 3653 SFT of the office space presently occupied by the vendee 50% or 930 SFT of reception area of 1860 SFT all in relevance to the ground floor 400 Sq.Yards out of 1955 Sq.Yards situated within the approved layout of the Jubilee Hills Co-operative House Building Ltd at Road No. 36 Jubilee hills, belonging to the Company.
  - v. First charge by way of equitable mortgage of land & buildings in shed No. D-17 & D-18, phase III, IDA, Jeedimetla, Qutballapur Mandal, Medchal District, Telangana belonging to the Company.
  - vi) Personal guarantees of J. Lakshmana Rao, A. Subramanyam, and P. Venkateswara Rao, directors of the Company.



## NOTES TO THE FINANCIAL STATEMENTS

All amounts in ₹ lakhs, unless otherwise stated

### 17.2. Trade payables

Particulars	As at 31 March 2019	As at 31 March 2018
Dues to micro and small enterprises (Refer Note below)	27.18	77.13
Dues to creditors other than micro and small enterprises	1762.22	1699.48
<b>Total</b>	<b>1789.40</b>	<b>1776.61</b>

### Disclosures required under Section 22 of the Micro, Small and Medium Enterprises Development Act, 2006

Particulars	As at 31 March 2019	As at 31 March 2018
(i) Principal amount remaining unpaid as at the end of the accounting year	-	-
(ii) Interest due thereon remaining unpaid as at the end of the accounting year	-	-
(iii) The amount of interest paid along with the amounts of the payment made to the supplier beyond the appointed day during the accounting year	-	-
(iv) The amount of interest due and payable for the year	-	-
(v) The amount of interest accrued and remaining unpaid at the end of the accounting year	-	-
(vi) The amount of further interest due and payable even in the succeeding year, until such date when the interest dues as above are actually paid	-	-

Dues to Micro and Small Enterprises have been determined to the extent such parties have been identified on the basis of information collected by the Company.

### 17.3. Other financial liabilities (current)

Particulars	As at 31 March 2019	As at 31 March 2018
Current maturities of long term debts (Refer note 13)	677.89	143.53
Interest accrued but not due on loans	34.23	0.67
Unpaid dividend	76.70	78.41
Employee benefits payable	280.36	239.16
Outstanding Expenses payable	268.77	235.78
Expenses payable to related parties	20.41	12.77
Capital creditors		
Dues to wholly owned subsidiary	619.99	-
Dues to others	655.62	230.69
Security deposits	24.55	27.81
Others	1.20	1.26
<b>Total</b>	<b>2,659.72</b>	<b>970.08</b>

### 18. Other current liabilities

Particulars	As at 31 March 2019	As at 31 March 2018
Advances from customers	85.76	94.64
Deferred revenue grant - sales tax deferment loan	17.49	25.92
Statutory liabilities	147.17	69.00
<b>Total</b>	<b>250.42</b>	<b>189.56</b>

## NOTES TO THE FINANCIAL STATEMENTS

All amounts in ₹ lakhs, unless otherwise stated

## 19. Provisions (Current)

Particulars	As at 31 March 2019	As at 31 March 2018
<b>For employee benefits</b>		
- Leave encashment	67.77	2.67
- Gratuity	88.70	26.15
<b>Total</b>	<b>156.47</b>	<b>28.82</b>

## 20. Net debt reconciliation

Particulars	As at 31 March 2019	As at 31 March 2018
Opening balance of borrowings	8109.62	4104.74
Add:- Proceeds from non-current borrowings	2123.00	118.84
Less:- Repayment of non-current borrowings	325.95	262.09
Proceeds/ (repayment) from current borrowings (net)	(305.95)	4155.19
Fair Value adjustment	0.84	(7.06)
<b>Closing balance of borrowings</b>	<b>9601.56</b>	<b>8109.62</b>

## 21. EMPLOYEE BENEFITS

## (i) Leave obligations

The leave obligation covers the Company's liability for earned leave which is unfunded.

## (ii) Defined contribution plans

The Company has defined contribution plan namely Provident fund. Contributions are made to provident fund at the rate of 12% of basic salary as per regulations. The contributions are made to registered provident fund administered by the Government. The obligation of the Company is limited to the amount contributed and it has no further contractual nor any constructive obligation. The expense recognised during the year towards defined contributions plan is as follows:

Particulars	31 March 2019	31 March 2018
Company's Contribution to Provident Fund	87.31	78.56

## (iii) Post-employment obligations

## a) Gratuity

The Company provides for gratuity for employees as per the Payment of Gratuity Act, 1972. The amount of gratuity payable on retirement/termination is the employees last drawn basic salary per month computed proportionately for 15 days salary multiplied for the number of years of service. The Company operates post retirement gratuity plan with LIC of India. The present value of obligation is determined based on actuarial valuation using the Projected Unit Credit Method, which recognises each period of service giving rise to additional unit of employee benefit entitlement and measures each unit separately to build up the final obligation.

## NOTES TO THE FINANCIAL STATEMENTS

All amounts in ₹ lakhs, unless otherwise stated

The following table sets out the amounts recognised in the financial statements in respect of gratuity plan:

Particulars	Year ended March 31, 2019	Year ended March 31, 2018
<b>Change in defined benefit obligations:</b>		
Obligation at the beginning of the year	299.30	218.44
Current service cost	35.31	25.71
Interest cost	23.33	16.37
Remeasurement (gains)/losses	45.20	13.46
Past service cost	-	28.54
Benefits paid	(4.96)	(3.22)
<b>Obligation at the end of the year</b>	<b>398.18</b>	<b>299.30</b>
<b>Change in plan assets:</b>		
Fair value of plan assets at the beginning of the year	202.76	91.05
Investment income	15.80	6.82
Employer's contributions	-	105.70
Benefits paid	(4.96)	(3.22)
Return on plan assets, excluding amount recognised in net interest expense	(0.65)	2.41
<b>Fair value of plan assets at the end of the year</b>	<b>212.95</b>	<b>202.76</b>
<b>Expenses recognised in the statement of profit and loss consists of:</b>		
<b>Employee benefits expense:</b>		
Current service costs	35.31	25.71
Past service cost	-	28.54
Net interest expenses	7.52	9.54
	<b>42.83</b>	<b>63.79</b>
<b>Other comprehensive income:</b>		
(Gain)/Loss on plan assets	26.67	7.17
Actuarial (gain)/loss arising from changes in financial assumptions	0.66	(2.41)
Actuarial (gain)/loss arising from changes in experience adjustments	18.54	6.30
	<b>45.87</b>	<b>11.06</b>
<b>Expenses recognised in the statement of profit and loss</b>	<b>88.70</b>	<b>74.85</b>
<b>Amounts recognised in the balance sheet consists of:</b>		
<b>Particulars</b>	<b>As at March 31, 2019</b>	<b>As at March 31, 2018</b>
Fair value of plan assets at the end of the year	212.95	202.76
Present value of obligation at the end of the year	398.18	299.30
Recognised as		
Retirement benefit liability - Non-current	96.53	70.38
-current	88.70	26.15

### Fair value of plan assets --- 100% with LIC of India

Expected contributions to post-employment benefit plans of gratuity for the year ending 31 March 2019 are ₹50.00 lakhs.

## NOTES TO THE FINANCIAL STATEMENTS

All amounts in ₹ lakhs, unless otherwise stated

## iv) Significant estimates and sensitivity analysis

The sensitivity of the defined benefit obligation to changes in key assumptions is:

Particulars	Key assumptions		Defined benefit obligation					
	31 March 2019	31 March 2018	Increase in assumption by			Decrease in assumption by		
			Rate	31 March 2019	31 March 2018	Rate	31 March 2019	31 March 2018
Discount rate	7.75%	7.80%	1%	349.14	262.89	1%	457.79	343.56
Salary growth rate	8.00%	7.50%	1%	452.61	340.78	1%	351.60	263.98
Attrition rate	1%/2%/3%	1%/2%/3%	0.5%/1%/1.5%	397.09	300.00	0.5%/1%/1.5%	393.39	298.47

The above sensitivity analysis is based on a change in each assumption while holding all other assumptions constant. In practice, this is unlikely to occur and changes in some of the assumptions may be correlated. When calculating the sensitivity of the defined benefit obligation to significant actuarial assumptions, the same method (present value of the defined benefit obligation calculated with the projected unit credit method at the end of the reporting period) has been applied as when calculating the defined benefit liability recognised in the balance sheet.

## v) Risk exposure

Through its defined benefit plans, the Company is exposed to a number of risks, the most significant of which are detailed below:

**Interest rate risk:**

The defined benefit obligation calculated uses a discount rate based on government bonds. If bond yields fall, the defined benefit obligation will tend to increase.

**Salary inflation risk:**

Higher than expected increases in salary will increase the defined benefit obligation.

**Demographic risk:**

This is the risk of variability of results due to unsystematic nature of decrements that include mortality, withdrawal, disability and retirement. The effect of these decrements on the defined benefit obligation is not straight forward and depends upon the combination of salary increase, discount rate and vesting criteria. It is important not to overstate withdrawals because in the financial analysis the retirement benefit of a short career employee typically costs less per year as compared to a long service employee.

**22. Revenue from operations**

Particulars	Year ended 31 March 2019	Year ended 31 March 2018
<b>Revenue from contracts with customers</b>		
Sale of products	39259.13	34889.85
Other operating revenues		
Export incentives	8.52	11.01
Sales tax incentives	109.08	111.93
Sale of scrap	31.84	16.40
<b>Total</b>	<b>39408.57</b>	<b>35029.19</b>

## NOTES TO THE FINANCIAL STATEMENTS

All amounts in ₹ lakhs, unless otherwise stated

### 23. Other income

Particulars	Year ended 31 March 2019	Year ended 31 March 2018
Rental income from investment property	2.06	2.06
Dividend income	14.82	12.70
Amortisation of deferred government grant	25.93	49.18
Interest income	46.19	18.16
Foreign exchange fluctuation gain (net)	44.78	13.83
Net gain on disposal of property, plant and equipment	-	9.13
<b>Total</b>	<b>133.78</b>	<b>105.06</b>

### 24. Cost of materials consumed

Particulars	Year ended 31 March 2019	Year ended 31 March 2018
Raw materials	19564.58	16386.66
Pigments	651.54	632.85
Handles	883.19	776.72
Printing materials	1910.60	1668.35
Packing materials	756.02	872.90
Other consumables	219.03	191.05
<b>Total</b>	<b>23984.96</b>	<b>20528.53</b>

### 25. Changes in inventories of finished goods and work-in-progress

Particulars	Year ended 31 March 2019	Year ended 31 March 2018
<b>Opening inventories</b>		
Finished goods	826.06	445.24
Work-in-progress	668.09	718.94
<b>(A)</b>	<b>1494.15</b>	<b>1164.18</b>
<b>Closing inventories</b>		
Finished goods	872.90	826.06
Work-in-progress	734.03	668.09
<b>(B)</b>	<b>1606.93</b>	<b>1494.15</b>
<b>Total (A-B)</b>	<b>(112.78)</b>	<b>(329.97)</b>

## NOTES TO THE FINANCIAL STATEMENTS

All amounts in ₹ lakhs, unless otherwise stated

**26. Employee benefits expense**

Particulars	Year ended 31 March 2019	Year ended 31 March 2018
Salaries, wages and bonus	3684.95	3118.56
Contribution to provident and other funds	105.31	101.71
Gratuity	17.93	63.62
Leave encashment	74.25	20.47
Staff welfare expense	162.92	142.72
<b>Total</b>	<b>4045.36</b>	<b>3447.08</b>

26.1 During the year, the Company has taken actuarial valuation including its directors. The expense is accounted after considering the amount existing provision.

**27. Finance costs**

Particulars	Year ended 31 March 2019	Year ended 31 March 2018
Interest on borrowings	654.23	409.93
Other borrowing costs	54.24	1.17
<b>Total</b>	<b>708.47</b>	<b>411.10</b>

**28. Depreciation and amortization expense**

Particulars	Year ended 31 March 2019	Year ended 31 March 2018
Depreciation on Property, Plant and Equipment	1496.31	1206.14
Depreciation on Investment property	0.13	0.13
Amortisation of intangible assets	11.51	9.25
Less: Capitalized	34.75	31.14
<b>Total</b>	<b>1473.20</b>	<b>1184.38</b>

**29. Other expenses**

Particulars	Year ended 31 March 2019	Year ended 31 March 2018
Power and fuel	1309.46	1176.58
Repairs and maintenance		
Buildings	19.94	11.20
Plant and equipment	228.41	212.16
Moulds	98.26	95.92
Others	134.13	158.97
Insurance	30.51	28.40
Rates & taxes	49.14	37.24
Rent	95.84	89.61
Jobwork charges	231.13	238.51
Travelling & conveyance	149.60	144.41
Communication expenses	45.99	40.63



**NOTES TO THE FINANCIAL STATEMENTS**

All amounts in ₹ lakhs, unless otherwise stated

Particulars	Year ended 31 March 2019	Year ended 31 March 2018
Printing & stationery	28.59	26.19
Professional & consultancy charges	57.88	46.22
Freight outwards	1611.35	1471.57
Advertisement expenses	1.93	4.71
Tax paid on assessment - Commercial taxes	16.83	22.20
Sales promotion expenses	42.75	47.53
Payments to auditors (refer note 29(a) below)	10.31	12.00
Directors' sitting fee	3.80	1.40
Provision for doubtful debts	10.09	17.88
Excise duty on increase/(decrease) in inventories	-	(6.62)
Corporate social responsibility expenditure (refer note 29 (b) below)	33.93	17.98
Net Loss on disposal of property, plant and equipment	1.89	-
MEIS claim receivable written off (refer note 8.5)	15.97	-
Bank charges	4.23	9.80
Miscellaneous expenses	64.76	48.37
<b>Total</b>	<b>4296.72</b>	<b>3952.86</b>

**29.(a) Payment to auditors**

Particulars	Year ended 31 March 2019	Year ended 31 March 2018
Statutory auditors		
-Statutory audit fee	7.50	6.50
-For other services (including fees for quarterly reviews)	2.00	5.50
-Certification charges	0.81	-
<b>Total</b>	<b>10.31</b>	<b>12.00</b>

**29.(b) Corporate social responsibility expenditure**

Particulars	Year ended 31 March 2019	Year ended 31 March 2018
Amount required to be spent as per Section 135 of the Act	84.33	68.81
Amount spent during the year on :		
1. Construction/ acquisition of any assets*	18.43	35.62
2. On purposes other than (1) above*	15.50	25.00
<b>Total</b>	<b>33.93</b>	<b>60.62</b>

\*These amounts represent expenditure incurred out of previous years obligation.

**30. Exceptional items**

Particulars	Year ended 31 March 2019	Year ended 31 March 2018
Provision for impairment loss on investment in wholly owned subsidiary	1,003.20	-
Allowance for expected credit loss on subsidiary receivables	146.83	-
<b>Total</b>	<b>1,150.03</b>	<b>-</b>

## NOTES TO THE FINANCIAL STATEMENTS

All amounts in ₹ lakhs, unless otherwise stated

- 30.1** The management has decided to substantially wind down the operations of the wholly owned subsidiary “Mold-Tek Packaging FZE”, UAE in view of the reduced viability. The Company is not expecting to realize the investment made and accordingly the investment of ₹1003.20 lakhs is impaired and fully provided for. Further, a provision of ₹146.83 lakhs is also made towards expected loss on the realization of the trade receivables.

**31. Reconciliation of tax expenses and the accounting profit multiplied by tax rate**

Particulars	Year ended 31 March 2019	Year ended 31 March 2018
Profit before income tax expense	5146.42	4856.97
Tax at the Indian tax rate of 34.944% (2017-18: 34.608%)	1798.36	1680.90
Effect of non-deductible expense	592.63	522.87
Effect of allowances for tax purpose	(1034.97)	(811.28)
Effect of deferred tax	282.84	295.36
<b>Tax expense</b>	<b>1638.86</b>	<b>1687.85</b>

**32. Contingent liabilities**

The Company has following contingent liabilities as at:

Particulars	31 March 2019	31 March 2018
Income tax	43.45	217.61
VAT/CST*	25.40	42.27
<b>Total</b>	<b>68.85</b>	<b>259.88</b>

\*Includes ₹21.46 lakhs (P.Y - ₹160.86 lakhs) paid under protest.

**Bank guarantees**

The Company has provided bank guarantees to the tune of ₹80.53 lakhs (P.Y - ₹72.54 lakhs) comprising of bid securities and performance guarantees given to its customers / prospective customers.

**Export Obligations**

The Company has fulfilled the entire export obligation to the tune of \$18.17 lakhs (₹933.99 lakhs) as on 31st March 2016 the particulars of which are as below:

Of the total obligation \$9.02 lakhs (₹406.96 lakhs) was against the licenses utilized against import of machinery by erstwhile Mold-Tek Technologies Limited. The Company has fulfilled the export obligations against these licenses by March 31, 2011. The details have been submitted to customs department for redemption of licenses. Including the licenses amounting to \$6.36 lakhs have been redeemed up to March 31, 2017, and redemption licenses for the balance \$2.66 lakhs is awaited.

Further, Licenses granted under EPCG Scheme for import of machinery for which guarantee bonds valuing ₹96.00 lakhs were issued to customs department. The Company has fulfilled the export obligation of \$9.15 lakhs (₹527.03 lakhs) against these licenses utilized for imports.

**33. Commitments****Capital commitments**

Capital expenditure contracted for at the end of the reporting period but not recognised as liabilities is as follows:

Particulars	31 March 2019	31 March 2018
Property, plant and equipment	1400.00	2453.00
<b>Total</b>	<b>1400.00</b>	<b>2453.00</b>

## NOTES TO THE FINANCIAL STATEMENTS

All amounts in ₹ lakhs, unless otherwise stated

### 34. Related party transactions

#### Names of related parties and nature of relationships:

##### Names of the related parties

##### Nature of relationship

#### i) Key Management Personnel (KMP):

J. Lakshmana Rao	Chairman & Managing Director
A. Subramanyam	Deputy Managing Director
P. Venkateswara Rao	Deputy Managing Director
M. Srinivas	Whole-time Director (from 14 May, 2018)
A. Seshu Kumari	Chief Financial Officer
Apeksha Naidu	Company Secretary (Upto 30 April, 2018)
Thakur Vishal Singh	Company Secretary (from 14 May, 2018)

#### ii) Non-Whole-time Directors

J. Mytraeyi	Director
-------------	----------

#### iii) Relatives of key managerial personnel:

J. Navya Mythri	Assistant Finance Controller
J. Rana Pratap	Chief Manager of New Business Development (from 1 October 2018)
S. Kavya	Manager - Marketing & Co-ordination

#### iv) Mold-Tek Packaging FZE, UAE

Wholly owned subsidiary

#### v) Enterprises in which key managerial personnel and/or their relatives have control:

Mold-Tek Technologies Limited
Friends Packaging Industries
Capricorn Industries
J.S. Sundaram & Co

## NOTES TO THE FINANCIAL STATEMENTS

All amounts in ₹ lakhs, unless otherwise stated

Details of transactions during the year where related party relationship existed:

Particulars	Enterprises in which key managerial personnel and/or their relatives have control		Relatives of key managerial personnel		Key management Personnel		Wholly owned subsidiary	
	2018-19	2017-18	2018-19	2017-18	2018-19	2017-18	2018-19	2017-18
<b>Purchases</b>								
Friends Packaging Industries	238.74	199.29						
Capricon Industries	327.43	277.40						
<b>Acquisition of property, plant and equipment</b>								
Mold-Tek Packaging FZE, UAE							1100.86	-
<b>Services received</b>								
J.S. Sundaram & Co	23.00	21.07						
<b>Loans &amp; Advances</b>								
Mold-Tek Packaging FZE, UAE							140.03	242.80
<b>Sales</b>								
Mold-Tek Packaging FZE, UAE							143.54	309.22
<b>Remuneration</b>								
J. Lakshmana Rao					152.31	130.53		
A. Subramanyam					193.70	173.48		
P. Venkateswara Rao					143.79	126.20		
M. Srinivas					67.80	-		
A. Seshu Kumari					34.80	31.80		
Apeksha Naidu					0.42	3.71		
Thakur Vishal Singh					5.43	-		
<b>Dividend</b>								
J. Lakshmana Rao					102.22	92.00		
A. Subramanyam					81.16	73.05		
P. Venkateswara Rao					9.40	8.49		
A. Seshu Kumari					21.74	19.53		
M. Srinivas					17.48	15.73		
J. Navya Mythri			5.53	4.45				
J. Rana Pratap			5.84	5.25				

## NOTES TO THE FINANCIAL STATEMENTS

All amounts in ₹ lakhs, unless otherwise stated

Particulars	Enterprises in which key managerial personnel and/or their relatives have control		Relatives of key managerial personnel		Key management Personnel		Wholly owned subsidiary	
	2018-19	2017-18	2018-19	2017-18	2018-19	2017-18	2018-19	2017-18
S. Kavya			2.00	-				
J.Mytraeyi			3.47	3.12				
<b>Salaries</b>								
J. Navya Mythri			19.24	17.42				
J. Rana Pratap			19.86	16.38				
S. Kavya			34.20	21.24				
<b>Sitting fee</b>								
J.Mytraeyi			0.60	-				
Independent directors			3.20	1.40				
<b>Rent paid</b>								
A. Seshu Kumari					-	9.35		
<b>Rent received</b>								
Friends Packaging Industries	2.06	2.06						
<b>Corporate guarantee given to bank</b>								
Mold-Tek Packaging FZE							2000.00	2000.00
<b>Personal guarantee given to bank</b>								
J. Lakshmana Rao					5609.00	5609.00		
A. Subramanyam					4746.00	4746.00		
P. Venkateswara Rao					655.70	655.70		
<b>Other transactions</b>								
Mold-Tek Technologies Limited	7.64	43.49						
<b>Outstanding payable/(receivable) as at 31 March 2019</b>								
Mold-Tek Packaging FZE							60.13	(513.75)
Friends Packaging Industries	31.03	20.39						
Capricon Industries	23.90	21.51						
Mold-Tek Technologies Limited	20.41	12.77						
J.S. Sundaram & Co	1.63	0.03						

## NOTES TO THE FINANCIAL STATEMENTS

All amounts in ₹ lakhs, unless otherwise stated

**35. Earnings per share (EPS)**

Particulars	Year ended 31 March 2019	Year ended 31 March 2018
Profit after tax (₹)	2410.41	3169.12
Weighted average number of equity shares in calculating Basic and Diluted EPS (Nos in lakhs)	276.91	276.91
Face value per share (₹)	5.00	5.00
Basic and Diluted earnings per share (₹)	8.70	11.44

**36. Leases**

The Company has taken Land on operating lease at Mysuru from Karnataka Industrial Areas Development Board for a period of 99 years for the purpose setting up new plant and the same is completed & has started operations during the year. Total lease Premium was paid on agreement itself and the same is amortised over the period of lease.

Particulars	₹ in lakhs
Amortisation of Lease premium	
Not later than one year	3.53
Later than one year but not later than five years	17.63
Later than five years	320.74

**37. Segment information**

a) The Company's Executive Chairman, Managing Director and Chief Financial officer examine the Company's performance from a product prospective and have identified one operating segment viz Packaging Containers. Hence segment reporting is not given.

**b) Information about products:**

Revenue from external customers - Sale of Packaging Containers ₹39259.13 lakhs (P.Y ₹34,889.85 lakhs)

The Company has made external sales to the following customers meeting the criteria of 10% or more of the entity revenue

Customer 1 - ₹10178.73 lakhs

Customer 2 - ₹4296.62 lakhs

Customer 3 - ₹3514.30 lakhs

**38. Financial instruments and risk management****Fair values**

- a) The fair value of financial assets and liabilities is included at the amount at which the instrument could be exchanged in a current transaction between willing parties, other than in a forced or liquidation sale.
- b) The fair value of trade receivables, trade payables and other Current financial assets and liabilities is considered to be equal to the carrying amounts of these items due to their short term nature. Where such items are Non-current in nature, the same has been classified as Level 3 and fair value determined using discounted cash flow basis. Similarly, unquoted equity instruments where most recent information to measure fair value is insufficient, or if there is a wide range of possible fair value measurements, cost has been considered as the best estimate of fair value.

Set out below, is a comparison by class of the carrying amounts and fair value of the Company's financial instruments, other than those with carrying amounts that are reasonable approximation of fair values:



## NOTES TO THE FINANCIAL STATEMENTS

All amounts in ₹ lakhs, unless otherwise stated

### (i) Categories of financial instruments

Particulars	Level	31 March 2019		31 March 2018	
		Carrying amount	Fair value*	Carrying amount	Fair value*
<b>Non-current financial assets</b>					
<b>- Measured at fair value through other comprehensive income</b>					
Investments	1	971.78	971.78	1,031.06	1,031.06
<b>- Measured at amortised cost</b>					
Investments	3	-	-	1,003.20	1,003.20
<b>- Other financial assets</b>					
	3	22.09	22.09	17.96	17.96
<b>Current financial assets</b>					
Trade receivables	3	6637.69	6637.69	8240.80	8240.80
Cash and cash equivalents	3	11.14	11.14	15.86	15.86
Other bank balances	3	76.70	76.70	78.41	78.41
Loans	3	390.95	390.95	245.03	245.03
Other financial assets	3	293.49	293.49	295.39	295.39
<b>Total</b>		<b>8403.84</b>	<b>8403.84</b>	<b>10927.71</b>	<b>10927.71</b>
<b>Financial liabilities</b>					
<b>Measured at amortised cost</b>					
<b>Non-current</b>					
Borrowings	3				
- Banks		8828.99	8828.99	7,779.32	7,779.32
- Sales tax deferment loan		94.68	60.03	186.77	126.20
<b>Current</b>					
Borrowings	3	7402.39	7402.39	7708.35	7708.35
Trade payables	3	1789.40	1789.40	1776.61	1776.61
Other financial liabilities	3	2659.72	2659.72	970.08	970.08
<b>Total</b>		<b>20775.18</b>	<b>20740.53</b>	<b>18421.13</b>	<b>18360.56</b>

\*Fair value of instruments is classified in various fair value hierarchies based on the following three levels:

Level 1: Level 1 hierarchy includes financial instruments measured using quoted prices.

Level 2: The fair value of financial instruments that are not traded in an active market is determined using valuation techniques, which maximise the use of observable market data and rely as little as possible on entity specific estimates. If significant inputs required to fair value an instruments are observable, the instrument is included in Level 2.

Level 3: If one or more of the significant inputs are not based on observable market data, the instruments is included in level 3.

There has been no change in the valuation methodology for Level 3 inputs during the year. The Company has not classified any material financial instruments under Level 3 of the fair value hierarchy. There were no transfers between Level 1 and Level 2 during the year.

**NOTES TO THE FINANCIAL STATEMENTS**

All amounts in ₹ lakhs, unless otherwise stated

Management uses its best judgement in estimating the fair value of its financial instruments. However, there are inherent limitations in any estimation technique. Therefore, for substantially all financial instruments, the fair value estimates presented above are not necessarily indicative of the amounts that the Company could have realized or paid in sale transactions as of respective dates. As such, the fair value of financial instruments subsequent to the reporting dates may be different from the amounts reported at each reporting date. In respect of investments as at the transaction date, the Company has assessed the fair value to be the carrying value of the investments as these companies are in their initial years of operations obtaining necessary regulatory approvals to commence their business.

The fair value of trade receivables, trade payables and other current financial assets and liabilities is considered to be equal to the carrying amounts of these items due to their short-term nature. Where such items are non-current in nature, the same has been classified as Level 3 and fair value determined using discounted cash flow basis. Similarly, unquoted equity instruments where most recent information to measure fair value is insufficient, or if there is a wide range of possible fair value measurements, cost has been considered as the best estimate of fair value.

**39. Financial risk management**

The Company is exposed to market risk (fluctuation in foreign currency exchange rates, price and interest rate), liquidity risk and credit risk, which may adversely impact the fair value of its financial instruments. The Company assesses the unpredictability of the financial environment and seeks to mitigate potential adverse effects on the financial performance of the Company.

**(A) Market risk**

“Market risk is the risk that the fair value or future cash flows of a financial instrument will fluctuate because of changes in market prices. Market risk comprises of currency risk, interest rate risk and price risk. Financial instruments affected by market risk include loans and borrowings, trade receivables and trade payables involving foreign currency exposure. The sensitivity analyses in the following sections relate to the position as at March 31, 2019 and March 31, 2018.

The analysis exclude the impact of movements in market variables on the carrying values of financial assets and liabilities .

The sensitivity of the relevant profit or loss item is the effect of the assumed changes in respective market risks. This is based on the financial assets and financial liabilities held at 31 March 2019 and 31 March 2018”

**(i) Foreign currency exchange rate risk**

Foreign currency risk is the risk that the fair value or future cash flows of an exposure will fluctuate because of changes in foreign exchange rates. The Company’s exposure to the risk of changes in foreign exchange rates relates primarily to the trade/ other payables, trade/other receivables and derivative assets/liabilities. The risks primarily relate to fluctuations in US Dollar, AED against the functional currencies of the Company. The Company’s exposure to foreign currency changes for all other currencies is not material. The Company evaluates the impact of foreign exchange rate fluctuations by assessing its exposure to exchange rate risks.

The following tables demonstrate the sensitivity to a reasonably possible change in US dollars and AED exchange rates, with all other variables held constant. The impact on the Company’s profit before tax is due to changes in the fair value of monetary assets and liabilities.

**(ii) Sensitivity**

The sensitivity of profit or loss to changes in the exchange rates arises mainly from foreign currency denominated financial instruments and from foreign forward exchange contracts:

## NOTES TO THE FINANCIAL STATEMENTS

All amounts in ₹ lakhs, unless otherwise stated

### Foreign currency exposure

Particulars	As at March 31, 2019		As at March 31, 2018	
	AED	USD	AED	USD
Loans and advances	2189397	-	1469108	-
Trade receivables	800461	33979	1492581	(13409)
Trade payables	-	420316	-	112822
Other current financial liabilities	3286479	-	-	-
Borrowings	-	-	-	163000
<b>Net exposure to foreign currency risk</b>	<b>(296621)</b>	<b>(386337)</b>	<b>2961689</b>	<b>(289231)</b>

Particulars	Increase/(decrease) in profit before tax		Increase/(decrease) in other components of equity	
	31 March 2019	31 March 2018	31 March 2019	31 March 2018
<b>Change in AED</b>				
1% increase	(0.56)	5.25	(0.36)	3.43
1% decrease	0.56	(5.25)	0.36	(3.43)
<b>Change in USD</b>				
1% increase	(2.68)	(1.88)	(1.74)	(1.23)
1% decrease	2.68	1.88	1.74	1.23

The movement in the pre-tax effect is a result of a change in the fair value of monetary assets and liabilities denominated in US dollars and AED, where the functional currency of the entity is a currency other than US dollars and AED.

### (iii) Interest rate risk

Interest rate risk is the risk that the fair value or future cash flows of a financial instrument will fluctuate because of change in market interest rates. The Company's exposure to the risk of changes in market interest rates relates primarily to the Company's debt obligations with floating interest rates. As the Company has certain debt obligations with floating interest rates, exposure to the risk of changes in market interest rates are dependent of changes in market interest rates. Management monitors the movement in interest rate and, wherever possible, reacts to material movements in such rates by restructuring its financing arrangement.

As the Company has no significant interest bearing assets, the income and operating cash flows are substantially independent of changes in market interest rates.

The following table demonstrates the sensitivity to a reasonably possible change in interest rates on that portion of loans and borrowings affected. With all other variables held constant, the Company's profit before tax is affected through the impact on floating rate borrowings, as follows:

## NOTES TO THE FINANCIAL STATEMENTS

All amounts in ₹ lakhs, unless otherwise stated

Particulars	Increase/(decrease) in profit before tax		Increase/(decrease) in other components of equity	
	31 March 2019	31 March 2018	31 March 2019	31 March 2018
Change in interest rate				
increase by 100 basis points	75.91	45.44	49.38	29.71
decrease by 100 basis points	(75.91)	(45.44)	(49.38)	(29.71)

The assumed increase/decrease in interest rate for sensitivity analysis is based on the currently observable market environment

**(B) Credit risk**

Financial assets of the Company include trade receivables, loans to wholly owned subsidiary, employee advances, security deposits held with government authorities and bank deposits which represents Company's maximum exposure to the credit risk.

With respect to credit exposure from customers, the Company has a procedure in place aiming to minimise collection losses. Credit control team assesses the credit quality of the customers, their financial position, past experience in payments and other relevant factors. The Company's exposure to credit risk is influenced mainly by the individual characteristics of each customer. However, management also considers the factors that may influence the credit risk of its customer base, including default risk associate with the industry and country in which customers operate. Credit quality of a customer is assessed based on an extensive credit rating scorecard and individual credit limits are defined in accordance with this assessment. With respect to other financial assets viz., loans & advances, deposits with government and banks, the credit risk is insignificant since the loans & advances are given to its wholly owned subsidiary and employees only and deposits are held with government bodies and reputable banks. The credit quality of the financial assets is satisfactory, taking into account the allowance for credit losses.

Credit risk on trade receivables and other financial assets is evaluated as follows:

**a) Expected credit loss for trade receivable under simplified approach:**

Particulars	31 March 2019	31 March 2018
Gross carrying amount	6836.16	8281.83
Expected credit losses (Loss allowance provision)	(198.47)	(41.03)
<b>Carrying amount of trade receivables</b>	<b>6637.69</b>	<b>8240.80</b>

**b) Expected credit loss for financial assets where general model is applied**

The financial assets which are exposed to credit are loan to wholly owned subsidiary Company and employee advances.

Particulars	31-Mar-19	31 March 2018
<b>Gross carrying amount</b>		
Loans	363.15	230.57
Employee advances	27.80	14.46
	<b>390.95</b>	<b>245.03</b>
Expected credit losses	-	-
<b>Net carrying amount</b>		
Loans	363.15	230.57
Employee advances	27.80	14.46
<b>Total</b>	<b>390.95</b>	<b>245.03</b>

**NOTES TO THE FINANCIAL STATEMENTS**

All amounts in ₹ lakhs, unless otherwise stated

**(ii) Reconciliation of loss allowance provision on trade receivables**

Particulars	2018-19	2017-18
Loss allowance at the beginning of the year	41.03	24.88
Changes in loss allowance during the year	157.44	16.15
Loss allowance at the end of the year	198.47	41.03

**(iii) Significant estimates and judgements**
**Impairment of financial assets:**

The impairment provisions for financial assets disclosed above are based on assumptions about risk of default and expected loss rates. The Company uses judgement in making these assumptions and selecting the inputs to the impairment calculation, based on the Company's past history, existing market conditions as well as forward looking estimates at the end of each reporting period.

**(C) Liquidity risk**

Prudent liquidity risk management implies maintaining sufficient cash and the availability of funding to meet obligations when due and to close out market positions. Company's treasury maintains flexibility in funding by maintaining availability under deposits in banks.

Management monitors cash and cash equivalents on the basis of expected cash flows.

**(i) Financing arrangements:**

The Company had access to the following undrawn borrowing facilities at the end of the reporting period

Particulars	As at	
	31 March 2019	31 March 2018
Expiring within one year (bank overdraft and other facilities)	1,097.60	291.65

**(ii) Maturities of financial liabilities**

Contractual maturities of financial liabilities as at :

Particulars	31 March 2019		31 March 2018	
	Less than 12 months	More than 12 months	Less than 12 months	More than 12 months
Borrowings	7402.39	1486.62	7708.35	197.17
Trade Payables	1789.40	-	1776.61	-
Other Financial Liabilities	2659.72	-	970.08	-
<b>Total</b>	<b>11851.51</b>	<b>1486.62</b>	<b>10455.04</b>	<b>197.17</b>

(iii) Management expects finance cost to be incurred for the year ending March 31, 2019 is ₹926.93 lakhs.

## NOTES TO THE FINANCIAL STATEMENTS

All amounts in ₹ lakhs, unless otherwise stated

## 40. Capital management

## A. Capital management and gearing ratio

For the purpose of the Company's capital management, capital includes issued equity capital, share premium and all other equity reserves attributable to the equity holders. The primary objective of the Company's capital management is to maximise the shareholder value.

The Company manages its capital structure and makes adjustments in light of changes in economic conditions and the requirements of the financial covenants. The Company monitors capital using a gearing ratio, which is debt divided by total capital. The Company includes within debt, interest bearing loans and borrowings.

Particulars	31 March 2019	31 March 2018
<b>Borrowings</b>		
Current	7402.39	7708.35
Non current	1486.62	197.17
Current maturities of non- current borrowings	677.89	143.53
<b>Debt</b>	<b>9566.90</b>	<b>8049.05</b>
<b>Equity</b>		
Equity share capital	1384.55	1384.55
Other equity	17675.44	16689.47
<b>Total capital</b>	<b>19059.99</b>	<b>18074.02</b>
<b>Gearing ratio in % (Debt/ capital)</b>	<b>50%</b>	<b>45%</b>

In order to achieve this overall objective, the Company's capital management, amongst other things, aims to ensure that it meets financial covenants attached to the interest-bearing loans and borrowings that define capital structure requirements. Breaches in meeting the financial covenants would permit the bank to immediately call loans and borrowings.

No changes were made in the objectives, policies or processes for managing capital during the years ended 31 March 2018 and 31 March 2017.



**NOTES TO THE FINANCIAL STATEMENTS**

All amounts in ₹ lakhs, unless otherwise stated

**B. Dividends**

Particulars	31 March 2019	31 March 2018
<b>Dividends recognised</b>		
Final dividend for the year ended 31 March 2018 of ₹2 (31 March 2017 - ₹1.6) per fully paid share	553.82	443.06
Interim dividend for the year ended 31 March 2018 of ₹2 (31 March 2017 - ₹2) per fully paid share	553.82	-
Dividend distribution tax on the above	227.68	90.20
<b>Dividends not recognised</b>		
Interim dividend for the year ended 31 March 2019 of ₹2 (31 March 2018 of ₹2 ) per fully paid share. This dividend is declared on 2nd May, 2019,	553.82	553.82
For the year ended the directors have recommended the payment of final dividend of ₹2 per fully paid up equity share (March, 2018 - ₹2) in the Board meeting dated 27th May, 2019. This proposed dividend is subject to the approval of share holders in the ensuing annual general meeting,	553.82	553.82
Dividend distribution tax on the above	227.68	227.68

As per our report of even date.  
 For **M.Anandam & Co.,**  
 Chartered Accountants  
 Firm Registration Number: 000125S


  
**M R Vikram**  
 Partner  
 Membership Number: 021012


Place : Hyderabad  
 Date : 27<sup>th</sup> May, 2019

For and on behalf of Board

  
**J. Lakshmana Rao**  
 Chairman & Managing Director  
 DIN: 00649702

  
**A. Seshu Kumari**  
 Chief Financial Officer

  
**A. Subramanyam**  
 Deputy Managing Director  
 DIN: 00654046

  
**Thakur Vishal Singh**  
 Company Secretary  
 M.No.A41956

## INDEPENDENT AUDITORS' REPORT

To the Members of Mold-Tek Packaging Limited

Report on the Audit of the Consolidated Financial Statements

### Opinion

We have audited the consolidated financial statements of **Mold-Tek Packaging Limited** (hereafter referred to as “the Parent”) and its wholly owned subsidiary Mold-Tek Packaging FZE, UAE, (the Parent and its subsidiary together referred to as ‘the Group’) comprising of the Consolidated Balance Sheet as at 31<sup>st</sup> March, 2019, and the Consolidated Statement of Profit and Loss (including Other Comprehensive Income), and the Consolidated Statement of Changes in Equity, and the Consolidated Cash Flow Statement for the year then ended, and notes to the financial statements, including a summary of the significant accounting policies and other explanatory information.

In our opinion and to the best of our information and according to the explanations given to us, and based on the consideration of reports of the other auditors on separate financial statements of subsidiary, the aforesaid consolidated financial statements give the information required by the Companies Act, 2013 (“the Act”), in the manner so required and give a true and fair view in conformity with the Indian Accounting Standards prescribed under Section 133 of the Act read with the Companies (Indian Accounting Standards) Rules, 2015, as amended, (“Ind AS”) and other accounting principles generally accepted in India, of the state of affairs of the Group as at March 31, 2019, and its consolidated profit, consolidated total comprehensive income, consolidated changes in equity and its consolidated cash flows for the year ended on that date.

### Basis for Opinion

We conducted our audit of the consolidated financial statements in accordance with the Standards on Auditing (SAs) specified under section 143(10) of the Companies Act, 2013. Our responsibilities under those Standards are further described in the *Auditor’s Responsibilities for the Audit of the Consolidated Financial Statements* section of our report. We are independent of the Group in accordance with the Code of Ethics issued by the Institute of Chartered Accountants of India together with the ethical requirements that are relevant to our audit of the consolidated financial statements under the provisions of the Companies Act, 2013 and the Rules thereunder, and we have fulfilled our other ethical responsibilities in accordance with these requirements and the Code of Ethics. We believe that the audit evidence obtained by us and the audit evidence obtained by the other auditors in terms of their reports referred to in sub-paragraphs (a), (b), (c) &(d) of other matters section below, is sufficient and appropriate to provide a basis for our opinion on the consolidated financial statements.

### Key Audit Matters

Key audit matters are those matters that, in our professional judgement, were of most significance in our audit of the consolidated financial statements of the current period. These matters were addressed in the context of our audit of the consolidated financial statements as a whole, and in forming our opinion thereon, and we do not provide a separate opinion on these matters. We have determined the matters described below to be the key audit matters to be communicated in our report.

Sr. No.	Key Audit Matter	Auditor’s Response
1	<p><b>Revenue Recognition</b></p> <p>Revenue from the sale of goods (hereinafter referred to as “Revenue”) is recognised when the Group performs its obligation to its customers and the amount of revenue can be measured reliably and recovery of the consideration is probable. The timing of such recognition is when the control over goods is transferred to the customer, which is mainly upon delivery.</p> <p>The timing of revenue recognition is relevant to the reported performance of the Company. The management considers revenue as a key measure for evaluation of performance. There is a risk of revenue being recorded before the control over goods is transferred.</p> <p>Refer Note 2 to the consolidated financial statements – Significant Accounting Policies.</p>	<p><b>Principal Audit Procedures</b></p> <p>Our audit approach was a combination of test of internal controls and substantive procedures including:</p> <ul style="list-style-type: none"> <li>• Assessing the appropriateness of Group’s revenue recognition in line with Ind AS 115 – Revenue from Contracts with Customers.</li> <li>• Evaluating the design and implementation of Group’s controls in respect of revenue recognition.</li> <li>• Testing the effectiveness of such controls over revenue cut off the year end.</li> <li>• Testing the supporting documentation for sales transactions recorded during the period closer to the year-end and subsequent to the year-end, including examination of credit notes issued after the year end to determine whether revenue was recognised in the correct period.</li> </ul>

Sr. No.	Key Audit Matter	Auditor's Response
2	<p><b>Appropriateness of capitalisation of costs as per Ind AS 16 Property, Plant and Equipment</b></p> <p>During the year, the Parent capitalised Rs.3297.62 lakhs as Property, plant and equipment in respect of its plants at Mysuru and Vizag.</p> <p>Given the significance of the capital expenditure, there is a risk that elements of costs that are ineligible for capitalization in accordance with the recognition criteria provided in Ind AS 16 - Property, Plant and Equipment are capitalized.</p> <p>Refer Note 2 to the consolidated financial statements – Significant Accounting Policies.</p>	<p><b>Principal Audit Procedures</b></p> <p>We have performed the following procedures in relation to testing of capitalization of costs:</p> <ul style="list-style-type: none"> <li>• Understood, evaluated and tested the design and operating effectiveness of key controls relating to capitalization of various costs incurred in relation to Property, Plant and Equipment.</li> <li>• Performed test of details with focus on those items that we considered significant due to their amount or nature and tested a number of items capitalized during the year against underlying supporting documents to ascertain nature of costs and whether they meet the recognition criteria provided in Ind AS 16 in this regard.</li> <li>• Reviewed the other costs which are debited to Statement of Profit and Loss, to ascertain whether these meet the criteria for capitalization.</li> </ul>

### Other Information

The Parent's Board of Directors is responsible for the other information. The other information included in the annual report does not include the consolidated financial statements, standalone financial statements and our auditor's report thereon.

Our opinion on the consolidated financial statements does not cover the other information and we will not express any form of assurance conclusion thereon.

In connection with our audit of the consolidated financial statements, our responsibility is to read the other information identified above when it becomes available and, in doing so, consider whether the other information is materially inconsistent with the consolidated financial statements or our knowledge obtained in the audit or otherwise appears to be materially misstated.

When we read the other information included in the annual report, if we conclude that there is a material misstatement therein, we are required to communicate the matter to those charged with governance.

### Management's Responsibility for the Consolidated Financial Statements

The Parent's Board of Directors is responsible for the matters stated in section 134(5) of the Act with respect to the preparation of these consolidated financial statements that give a true and fair view of the consolidated financial position, consolidated financial performance, consolidated total comprehensive income, consolidated changes in equity and consolidated cash flows of the Group in accordance with the Ind AS and other accounting principles generally accepted in India. The respective Board of Directors of the companies included in the Group are responsible for maintenance of adequate accounting records in accordance with the provisions of the Act for safeguarding of the assets of the Group and for preventing and detecting frauds and other irregularities; selection and application of appropriate implementation and maintenance of accounting policies; making judgments and estimates that are reasonable and prudent; and design, implementation and maintenance of adequate internal financial controls, that were operating effectively for ensuring the accuracy and completeness of the accounting records, relevant to the preparation and presentation of the consolidated financial statements that give a true and fair view and are free from material misstatement, whether due to fraud or error, which have been used for the purpose of preparation of the consolidated financial statements by the Directors of the parent, as aforesaid.

In preparing the consolidated financial statements, the respective Board of Directors of the companies included in the Group are responsible for assessing the Group's ability to continue as a going concern, disclosing, as applicable, matters related to going concern and using the going concern basis of accounting unless management either intends to liquidate the Group or to cease operations, or has no realistic alternative but to do so.

The respective Board of Directors of the companies included in the Group are also responsible for overseeing the Group's financial reporting process.

### Auditor's Responsibilities for the Audit of the Consolidated Financial Statements

Our objectives are to obtain reasonable assurance about whether the consolidated financial statements as a whole are

free from material misstatement, whether due to fraud or error, and to issue an auditor's report that includes our opinion. Reasonable assurance is a high level of assurance, but is not a guarantee that an audit conducted in accordance with SAs will always detect a material misstatement when it exists. Misstatements can arise from fraud or error and are considered material if, individually or in the aggregate, they could reasonably be expected to influence the economic decisions of users taken on the basis of these consolidated financial statements.

As part of an audit in accordance with SAs, we exercise professional judgment and maintain professional skepticism throughout the audit. We also:

- Identify and assess the risks of material misstatement of the consolidated financial statements, whether due to fraud or error, design and perform audit procedures responsive to those risks, and obtain audit evidence that is sufficient and appropriate to provide a basis for our opinion. The risk of not detecting a material misstatement resulting from fraud is higher than for one resulting from error, as fraud may involve collusion, forgery, intentional omissions, misrepresentations, or the override of internal control.
- Obtain an understanding of internal control relevant to the audit in order to design audit procedures that are appropriate in the circumstances. Under section 143(3)(i) of the Companies Act, 2013, we are also responsible for expressing our opinion on whether the Parent has adequate internal financial controls system in place and the operating effectiveness of such controls.
- Evaluate the appropriateness of accounting policies used and the reasonableness of accounting estimates and related disclosures made by management.
- Conclude on the appropriateness of management's use of the going concern basis of accounting and, based on the audit evidence obtained, whether a material uncertainty exists related to events or conditions that may cast significant doubt on the Group's ability to continue as a going concern. If we conclude that a material uncertainty exists, we are required to draw attention in our auditor's report to the related disclosures in the consolidated financial statements or, if such disclosures are inadequate, to modify our opinion. Our conclusions are based on the audit evidence obtained up to the date of our auditor's report. However, future events or conditions may cause the Group to cease to continue as a going concern.
- Evaluate the overall presentation, structure and content of the consolidated financial statements, including the disclosures, and whether the consolidated financial statements represent the underlying transactions and events in a manner that achieves fair presentation.

Materiality is the magnitude of misstatements in the consolidated financial statements that, individually or in aggregate, makes it probable that the economic decisions of a reasonably knowledgeable user of the financial statements may be influenced. We consider quantitative materiality and qualitative factors in (i) planning the scope of our audit work and in evaluating the results of our work; and (ii) to evaluate the effect of any identified misstatements in the consolidated financial statements.

We communicate with those charged with governance regarding, among other matters, the planned scope and timing of the audit and significant audit findings, including any significant deficiencies in internal control that we identify during our audit.

We also provide those charged with governance with a statement that we have complied with relevant ethical requirements regarding independence, and to communicate with them all relationships and other matters that may reasonably be thought to bear on our independence, and where applicable, related safeguards.

From the matters communicated with those charged with governance, we determine those matters that were of most significance in the audit of the consolidated financial statements of the current period and are therefore the key audit matters. We describe these matters in our auditor's report unless law or regulation precludes public disclosure about the matter or when, in extremely rare circumstances, we determine that a matter should not be communicated in our report because the adverse consequences of doing so would reasonably be expected to outweigh the public interest benefits of such communication.

**Other matters**

- a) We did not audit the financial statements in respect of the wholly owned subsidiary whose financial statements reflect total assets of Rs. 2293.88 Lakhs as at 31<sup>st</sup> March, 2019, total revenue of Rs.1334.12 Lakhs and net cash (outflows)/inflows amounting to Rs.1.50 Lakhs for the year ended on that date as considered in the consolidated financial statements. These financial statements have been subjected to audit procedures by other auditor whose report has been furnished to us by the Management and our opinion on the consolidated financial statements, in so far as it relates

to the amounts and disclosures included in respect of wholly subsidiary is based solely on the report of other auditor. These financial statements and financial information have been audited for the period ended 31<sup>st</sup> December, 2018 and subject to audit procedures for the period from 1<sup>st</sup> January, 2019 to 31<sup>st</sup> March, 2019 by the other auditor since wholly owned subsidiary follows a different accounting period from that of the Parent.

- b) The financial statements of the wholly owned subsidiary, located outside India, have been prepared in accordance with accounting principles generally accepted in its country and which has been reviewed by other auditor under generally accepted auditing standards applicable in its country. The Management has converted the financial statements from accounting principles generally accepted in that country to accounting principles generally accepted in India. We have audited these conversion adjustments made by the Management. Our opinion in so far as it relates to the balances and affairs of such subsidiary is based on the report of other auditor and the conversion adjustments prepared by the Management and audited by us. Our opinion is not modified in respect of this matter.

#### Report on Other Legal and Regulatory Requirements

1. As required by Section 143(3) of the Act, based on our audit and on the consideration of the report of the other auditors on separate financial statements of subsidiary, as referred to in 'Other Matters' paragraph, we report, to the extent applicable, that:

- (a) We have sought and obtained all the information and explanations which to the best of our knowledge and belief were necessary for the purposes of our audit of the aforesaid consolidated financial statements.
- (b) In our opinion, proper books of account as required by law relating to the preparation of the aforesaid consolidated financial statements have been kept so far as it appears from our examination of those books and returns and reports of the other auditors.
- (c) The Consolidated Balance Sheet, the Consolidated Statement of Profit and Loss including Other Comprehensive Income, Consolidated Statement of Changes in Equity and the Consolidated Cash Flow Statement dealt with by this Report are in agreement with the relevant books of account maintained for the purpose of the preparation of the consolidated financial statements.
- (d) In our opinion, the aforesaid consolidated financial statements comply with the Indian Accounting Standards prescribed under Section 133 of the Act read with Rule 7 of Companies (Accounts) Rules, 2014.
- (e) On the basis of the written representations received from the directors of the Parent as on 31<sup>st</sup> March, 2019 taken on record by the Board of Directors of the Parent, none of the directors is disqualified as on 31<sup>st</sup> March, 2019 from being appointed as a director in terms of Section 164 (2) of the Act.
- (f) With respect to the adequacy of the internal financial controls over financial reporting of the Parent and the operating effectiveness of such controls, refer to our separate Report in "Annexure A".
- (g) With respect to the other matters to be included in the Auditor's Report in accordance with the requirements of section 197(16) of the Act, as amended:

In our opinion and to the best of our information and according to the explanations given to us, the remuneration paid by the Parent to its directors during the year is in accordance with the provisions of section 197 of the Act.

- (h) With respect to the other matters to be included in the Auditor's Report in accordance with Rule 11 of the Companies (Audit and Auditors) Rules, 2014, in our opinion and to the best of our information and according to the explanations given to us:
- i. The Group has disclosed the impact of pending litigations on its financial position in its consolidated financial statements (Refer note 36);
- ii. The Group did not have any long-term contracts including derivative contracts for which there were any material foreseeable losses;
- iii. There is no amount required to be transferred to the Investor Education and Protection Fund by the Parent.

For M.Anandam & Co.,  
Chartered accountants  
(Firm Registration No.000125S)

  
M.K.VIKRAM

Partner

Membership No.021012

Place: Hyderabad  
Date: 27<sup>th</sup> May, 2019

## **Annexure - A to the Independent Auditors' Report**

(Referred to in paragraph 1(f) under 'Report on Other Legal Regulatory Requirements' section of our report to the Members of **Mold-Tek Packaging Limited** of even date)

### **Report on the Internal Financial Controls under Clause (i) of Sub-section 3 of Section 143 of the Companies Act, 2013 ("the Act")**

We have audited the internal financial controls over financial reporting of **Mold-Tek Packaging Limited** ("the Parent") as of 31 March 2019 in conjunction with our audit of the consolidated financial statements of the Group for the year ended on that date.

#### **Management's Responsibility for Internal Financial Controls**

The Parent's management is responsible for establishing and maintaining internal financial controls based on the internal control over financial reporting criteria established by the Parent considering the essential components of internal control stated in the Guidance Note on Audit of Internal Financial Controls over Financial Reporting issued by the Institute of Chartered Accountants of India ('ICAI'). These responsibilities include the design, implementation and maintenance of adequate internal financial controls that were operating effectively for ensuring the orderly and efficient conduct of its business, including adherence to the respective company's policies, the safeguarding of its assets, the prevention and detection of frauds and errors, the accuracy and completeness of the accounting records, and the timely preparation of reliable financial information, as required under the Companies Act, 2013.

#### **Auditor's Responsibility**

Our responsibility is to express an opinion on the Parent's internal financial controls over financial reporting based on our audit. We conducted our audit in accordance with the Guidance Note on Audit of Internal Financial Controls over Financial Reporting (the "Guidance Note") and the Standards on Auditing, issued by ICAI and deemed to be prescribed under section 143(10) of the Companies Act, 2013, to the extent applicable to an audit of internal financial controls, both applicable to an audit of Internal Financial Controls and, both issued by the Institute of Chartered Accountants of India. Those Standards and the Guidance Note require that we comply with ethical requirements and plan and perform the audit to obtain reasonable assurance about whether adequate internal financial controls over financial reporting was established and maintained and if such controls operated effectively in all material respects.

Our audit involves performing procedures to obtain audit evidence about the adequacy of the internal financial controls system over financial reporting and their operating effectiveness. Our audit of internal financial controls over financial reporting included obtaining an understanding of internal financial controls over financial reporting, assessing the risk that a material weakness exists, and testing and evaluating the design and operating effectiveness of internal control based on the assessed risk. The procedures selected depend on the auditor's judgment, including the assessment of the risks of material misstatement of the consolidated financial statements, whether due to fraud or error.

We believe that the audit evidence we have obtained is sufficient and appropriate to provide a basis for our audit opinion on the Parent's internal financial controls system over financial reporting.

#### **Meaning of Internal Financial Controls over Financial Reporting**

A Company's internal financial control over financial reporting is a process designed to provide reasonable assurance regarding the reliability of financial reporting and the preparation of financial statements for external purposes in accordance with generally accepted accounting principles. A company's internal financial control over financial reporting includes those policies and procedures that (1) pertain to the maintenance of records that, in reasonable detail, accurately and fairly reflect the transactions and dispositions of the assets of the company; (2) provide reasonable assurance that transactions are recorded as necessary to permit preparation of financial statements in accordance with generally accepted accounting principles, and that receipts and expenditures of the company are being made only in accordance with authorisations of management and directors of the company; and (3) provide reasonable assurance regarding prevention or timely detection of unauthorised acquisition, use, or disposition of the company's assets that could have a material effect on the financial statements.

#### **Inherent Limitations of Internal Financial Controls over Financial Reporting**

Because of the inherent limitations of internal financial controls over financial reporting, including the possibility of collusion or improper management override of controls, material misstatements due to error or fraud may occur and not be detected. Also, projections of any evaluation of the internal financial controls over financial reporting to future periods are subject to





the risk that the internal financial control over financial reporting may become inadequate because of changes in conditions, or that the degree of compliance with the policies or procedures may deteriorate.

**Opinion**

In our opinion, to the best of our information and according to the explanations given to us, the Parent has, in all material respects, an adequate internal financial controls system over financial reporting and such internal financial controls over financial reporting were operating effectively as at 31<sup>st</sup> March 2019, based on the internal control over financial reporting criteria established by the Parent considering the essential components of internal control stated in the Guidance Note on Audit of Internal Financial Controls Over Financial Reporting issued by the Institute of Chartered Accountants of India.

**For M.Anandam & Co.,**  
Chartered accountants  
(Firm Registration No.000125S)

*M.K. Vikram*  
**M.K.VIKRAM**

Partner

Membership No.021012

Place: Hyderabad

Date: 27<sup>th</sup> May, 2019

# CONSOLIDATED BALANCE SHEET AS AT MARCH 31, 2019

All amounts in ₹ lakhs, unless otherwise stated

Particulars	Note	As at 31 March 2019	As at 31 March 2018
<b>I. ASSETS</b>			
<b>Non-current assets</b>			
(a) Property, Plant and Equipment	4.1	18745.53	13242.79
(b) Capital work-in-progress	4.2	1604.25	1475.94
(c) Investment property	4.3	5.36	5.49
(d) Intangible assets	4.4	30.87	29.27
(e) Intangible assets under development	4.5	19.17	14.01
(f) Financial assets			
Investments	5.1	971.78	1031.06
Other financial assets	5.2	22.09	17.96
(g) Other non-current assets	6	986.28	740.98
<b>Current assets</b>			
(a) Inventories	7	4593.67	5232.41
(b) Financial assets			
(i) Trade receivables	8.1	7036.99	8447.93
(ii) Cash and cash equivalents	8.2	15.41	18.64
(iii) Bank balances other than (ii) above	8.3	76.70	78.41
(iv) Loans	8.4	33.64	14.46
(v) Other financial assets	8.5	269.56	270.57
(c) Current tax assets (net)	9	136.01	37.51
(d) Other current assets	10	981.45	696.05
<b>TOTAL ASSETS</b>		<b>35528.76</b>	<b>31353.48</b>
<b>II. EQUITY AND LIABILITIES</b>			
<b>Equity</b>			
(a) Equity share capital	11	1384.55	1384.55
(b) Other equity	12	17781.98	15994.80
<b>Liabilities</b>			
<b>Non-current liabilities</b>			
(a) Financial liabilities			
Borrowings	13	1894.68	823.10
(b) Provisions	14	203.28	200.95
(c) Deferred tax liabilities (net)	15	1306.05	1039.23
(d) Other non-current liabilities	16	17.16	34.65
<b>Current Liabilities</b>			
(a) Financial liabilities			
(i) Borrowings	17.1	8395.43	8633.19
(ii) Trade payables	17.2		
A. Dues to micro and small enterprises		27.18	77.13
B. Dues to creditors other than micro and small enterprises		1799.44	1712.15
(iii) Other financial liabilities	17.3	2312.13	1230.86
(b) Other current liabilities	18	250.41	194.05
(c) Provisions	19	156.47	28.82
<b>TOTAL EQUITY AND LIABILITIES</b>		<b>35528.76</b>	<b>31353.48</b>
<b>Summary of significant accounting policies</b>	2		

The accompanying notes are an integral part of the financial statements.


As per our report of even date.  
For **M. Anandam & Co.,**  
Chartered Accountants  
Firm Registration Number: 000125S

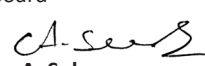
  
**M R Vikram**  
Partner  
Membership Number: 021012


Place : Hyderabad  
Date : 27<sup>th</sup> May, 2019

For and on behalf of Board

  
**J. Lakshmana Rao**  
Chairman & Managing Director  
DIN: 00649702

  
**A. Seshu Kumari**  
Chief Financial Officer

  
**A. Subramanyam**  
Deputy Managing Director  
DIN: 00654046

  
**Thakur Vishal Singh**  
Company Secretary  
M.No.A41956

# CONSOLIDATED STATEMENT OF PROFIT AND LOSS FOR THE YEAR ENDED MARCH 31, 2019

All amounts in ₹ lakhs, unless otherwise stated

Particulars	Note	Year ended 31 March 2019	Year ended 31 March 2018
<b>I. Income</b>			
Revenue from operations	22	40571.88	35766.88
Other income	23	112.79	95.93
<b>II. Total income</b>		<b>40684.67</b>	<b>35862.81</b>
<b>III. Expenses</b>			
Cost of materials consumed	24	24621.50	20961.73
Excise duty		-	1083.30
Changes in inventories of finished goods and work-in-progress	25	(128.57)	(372.08)
Employee benefits expense	26	4327.18	3651.15
Finance costs	27	756.89	475.38
Depreciation and amortization expense	28	1610.13	1315.10
Other expenses	29	4719.75	4276.71
<b>Total expenses</b>		<b>35906.88</b>	<b>31391.29</b>
<b>IV. Profit before tax (II - III)</b>		<b>4777.79</b>	<b>4471.52</b>
<b>V. Tax expense:</b>			
(1) Current tax		1356.02	1392.49
(2) Excess tax provision written back		(52.88)	-
(3) Deferred tax		282.84	295.36
<b>VI. Profit for the year (IV-V)</b>		<b>3191.81</b>	<b>2783.67</b>
<b>VII. Other comprehensive income</b>			
a) Items that will not be reclassified to statement of profit and loss			
i) Remeasurement of defined employee benefit plans		(45.86)	(11.05)
ii) Net change in fair value of financial instruments		(59.28)	(93.16)
iii) Income tax relating to items (i & ii) above		16.03	3.86
b) Items that will be reclassified to profit or loss			
i) Exchange differences in translating the financial statements of foreign operations		19.80	(2.42)
<b>Other comprehensive income (net of tax )</b>		<b>(69.31)</b>	<b>(102.77)</b>
<b>VIII. Total comprehensive income for the year</b>		<b>3122.50</b>	<b>2680.90</b>
Profit for the year			
Attributable to:			
Owners of the parent		<b>3191.81</b>	<b>2783.67</b>
Non-controlling interests		-	-
Total comprehensive income for the year			
Attributable to:			
Owners of the parent		<b>3122.50</b>	<b>2680.90</b>
Non-controlling interests		-	-
<b>IX. Earning per equity share (Face Value ₹5 each)</b>	34		
(1) Basic		11.53	10.05
(2) Diluted		11.53	10.05
Summary of significant accounting policies	2		
<b>The accompanying notes are an integral part of the financial statements.</b>			

As per our report of even date.  
For **M. Anandam & Co.,**  
Chartered Accountants  
Firm Registration Number: 0001255

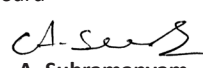
  
**M R Vikram**  
Partner  
Membership Number: 021012

Place : Hyderabad  
Date : 27<sup>th</sup> May, 2019

For and on behalf of Board

  
**J. Lakshmana Rao**  
Chairman & Managing Director  
DIN: 00649702

  
**A. Seshu Kumari**  
Chief Financial Officer

  
**A. Subramanyam**  
Deputy Managing Director  
DIN: 00654046

  
**Thakur Vishal Singh**  
Company Secretary  
M.No.A41956

**CONSOLIDATED STATEMENT OF CHANGES IN EQUITY FOR THE YEAR ENDED 31 MARCH 2019**

All amounts in ₹ lakhs, unless otherwise stated

a. Equity share capital	Particulars	Note	As at 31 March 2019	As at 31 March 2018
	Balance at the beginning of the year	11	1384.55	1384.55
	Add: Changes during the year		-	-
	Balance at the end of the year		1384.55	1384.55

b. Other equity	Particulars	Note	Reserves and Surplus			Exchange differences in translating the financial statements of foreign operations	Equity Instruments through Other Comprehensive Income	Total
			Securities premium	Capital reserve	General reserve			
	Balance as at 31 March 2017		7480.70	57.15	1509.53	4060.89	807.89	13882.65
	Profit for the year		-	-	-	2783.67	-	2783.67
	Transfer of profits to General reserve		-	-	404.86	(404.86)	-	-
	Dividends (including corporate dividend tax)		-	-	-	(533.25)	-	(533.25)
	Other comprehensive income		-	-	-	(7.19)	(93.16)	(102.77)
	Exchange differences in translating the financial statements of foreign operations		-	-	-	-	(1.66)	(1.66)
	Others		-	-	-	(33.84)	-	(33.84)
	Balance as at 31 March 2018		7480.70	57.15	1914.39	5865.42	714.73	15994.80
	Profit for the year	12	-	-	-	3191.81	-	3191.81
	Dividends (including corporate dividend tax)		-	-	-	(1335.32)	-	(1335.32)
	Other comprehensive income		-	-	-	(29.83)	19.80	(69.31)
	Balance as at 31 March 2019		7480.70	57.15	1914.39	7692.08	655.45	17781.98

For and on behalf of Board

As per our report of even date.

For **M. Anandam & Co.,**  
Chartered Accountants  
Firm Registration Number: 0001255

*M R Vikram*  
**M R Vikram**  
Partner

Membership Number: 021012

Place : Hyderabad

Date : 27<sup>th</sup> May, 2019

*J. Lakshmana Rao*  
**J. Lakshmana Rao**  
Chairman & Managing Director  
DIN: 00649702

*A. Subramanyam*  
**A. Subramanyam**  
Deputy Managing Director  
DIN: 00654046

*Thakur Vishal Singh*  
**Thakur Vishal Singh**  
Company Secretary  
M.No.A41956

*A. Sesfu Kumari*  
**A. Sesfu Kumari**  
Chief Financial Officer

# CONSOLIDATED CASH FLOW STATEMENT FOR THE YEAR ENDED MARCH 31, 2019

All amounts in ₹ lakhs, unless otherwise stated

Particulars	31 March 2019	31 March 2018
<b>Cash flow from operating activities</b>		
Profit before tax	4777.79	4471.52
<b>Adjustments for:</b>		
Depreciation and amortisation expense	1643.82	1347.48
(Profit)/loss on disposal of property, plant and equipment (net)	1.89	7.79
Provision for doubtful debts	34.72	16.15
Fair value adjustments & fluctuation	56.10	(7.06)
Finance costs	756.89	475.38
Dividend income	(14.82)	(12.70)
Fair Valuation of investments	(59.28)	(93.16)
Remeasurement of defined employee benefit plans	(45.86)	(11.05)
<b>Change in operating assets and liabilities</b>		
(Increase)/decrease in trade receivables	1376.22	(2309.37)
(Increase)/decrease in financial assets other than trade receivables	(20.59)	(92.43)
(Increase) / decrease in other assets	(556.52)	(4.64)
(Increase) / decrease in inventories	638.74	(1561.80)
Increase in trade payables	37.34	551.17
Increase / (decrease) in other financial liabilities	531.49	(22.32)
Increase / (decrease) in provisions	129.98	(657.05)
Increase / (decrease) in other liabilities	64.80	(10.48)
<b>Cash generated from operations</b>	<b>9352.71</b>	<b>2087.43</b>
Income taxes paid	(1356.02)	(1392.49)
<b>Net cash inflow/(outflow) from operating activities</b>	<b>7996.69</b>	<b>694.94</b>
<b>Cash flows from investing activities</b>		
Purchase of property, plant & equipment and intangible assets	(8297.98)	(4027.62)
(Increase)/decrease in capital work-in-progress, etc.,	(133.47)	(516.67)
Dividend income from investments	14.82	12.70
Fair value changes in investments	59.28	93.16
Proceeds from sale of property, plant and equipment	1148.06	236.64
<b>Net cash inflow/(outflow) from investing activities</b>	<b>(7209.29)</b>	<b>(4201.79)</b>
<b>Cash flow from financing activities</b>		
Proceeds from non current borrowings (refer note 20)	2123.00	118.84
Repayment of non current borrowings (refer note 20)	(583.66)	(358.84)
Proceeds/ (repayment) from current borrowings (refer note 20)	(237.76)	4757.76
Dividend paid including corporate dividend tax	(1335.32)	(533.25)
Finance costs	(756.89)	(475.38)
<b>Net cash inflow/(outflow) from financing activities</b>	<b>(790.63)</b>	<b>3509.13</b>
<b>Net increase/(decrease) in cash and cash equivalents</b>	<b>(3.23)</b>	<b>2.28</b>
<b>Cash and cash equivalents at the beginning of the financial Year</b>	<b>18.64</b>	<b>16.36</b>
<b>Cash and cash equivalents at the end of the Year</b>	<b>15.41</b>	<b>18.64</b>

Cash flow statement has been prepared under the Indirect method as set out in Ind AS - 7 specified under Section 133 of the Companies Act, 2013.

The accompanying notes are an integral part of the financial statements.

As per our report of even date.  
For **M.Anandam & Co.,**  
Chartered Accountants  
Firm Registration Number: 000125S


  
**M R Vikram**  
Partner  
Membership Number: 021012


Place : Hyderabad  
Date : 27<sup>th</sup> May, 2019

For and on behalf of Board

  
**J. Lakshmana Rao**  
Chairman & Managing Director  
DIN: 00649702

  
**A. Seshu Kumari**  
Chief Financial Officer

  
**A. Subramanyam**  
Deputy Managing Director  
DIN: 00654046

  
**Thakur Vishal Singh**  
Company Secretary  
M.No.A41956

## CONSOLIDATED NOTES FORMING PART OF THE FINANCIAL STATEMENTS

### 1 Group Information:

Mold-Tek Packaging Limited ('the Parent') is a public limited Company incorporated in India having its registered office at Hyderabad, Telangana, India. The Group is involved in the manufacturing of injection-molded containers. Mold-Tek Packaging FZE is the wholly owned subsidiary incorporated in UAE (together referred to as Group).

### 2 Significant Accounting Policies:

This note provides a list of the significant accounting policies adopted in the preparation of the financial statements. These policies have been consistently applied to all the years presented, unless otherwise stated.

#### a) Statement of Compliance:

The financial statements are prepared in accordance with Indian Accounting Standards (Ind AS) notified under the Companies (Indian Accounting Standards) Rules, 2015 as amended by the Companies (Indian Accounting Standards) Amendment Rules, 2016 and Companies (Indian Accounting Standards) Amendment Rules, 2017, the relevant provisions of the Companies Act, 2013 ('the Act') and guidelines issued by the Securities and Exchange Board of India (SEBI), as applicable.

#### b) Basis of preparation:

The Consolidated Financial Statements (CFS) include the financial statements of the Company and its wholly owned subsidiary. The assets, liabilities, income and expenses of the wholly owned subsidiary is aggregated and consolidated line by line. Profit or loss and each component of other comprehensive income are attributed to the owners. All intragroup assets and liabilities, equity, income, expenses and cash flows relating to transactions between members of the Group are eliminated in full on consolidation. The financial statements have been prepared under the historical cost convention with the exception of certain assets and liabilities that are required to be carried at fair values as per Ind AS. Fair value is the price that would be received to sell an asset or paid to transfer a liability in an orderly transaction between market participants at the measurement date.

#### c) Revenue recognition:

##### i) Revenue from contract with customers

Revenue is recognised when the performance obligations have been satisfied, which is once

control of the goods is transferred from the Group to the customer. Revenue related to the sale of goods is recognised when the product is delivered to the destination specified by the customer, and the customer has gained control through their ability to direct the use of and obtain substantially all the benefits from the asset. Revenue is measured based on consideration specified in the contract with a customer which is measured at the fair value of the consideration received or receivable, net of returns and allowances, trade discounts and volume rebates and excludes amounts collected on behalf of third parties.

##### ii) Other income

Dividend income is recognised when the right to receive the income is established.

Interest income is recognized on time proportion basis taking into account the amount outstanding and the rate applicable.

Rental income from investment properties is recognised on a straight line basis over the term of the relevant leases.

Export benefit under the duty free credit entitlements is recognized in the statement of profit and loss, when right to receive such entitlement is established as per terms of the relevant scheme in respect of exports made and where there is no significant uncertainty regarding compliance with the terms and conditions of such scheme.

Sales tax incentives are recognized in the statement of profit and loss, when right to receive such entitlement is established as per terms of the relevant scheme and where there is no significant uncertainty regarding compliance with the terms and conditions of such scheme.

##### d) Borrowing costs:

Borrowing costs directly attributable to the acquisition, construction or production of qualifying assets, which are assets that necessarily take a substantial period of time to get ready for their intended use or sale, are added to the cost of those assets, until such time as the assets are substantially ready for the intended use or sale.

Investment income earned on the temporary investment of specific borrowings pending their



## CONSOLIDATED NOTES FORMING PART OF THE FINANCIAL STATEMENTS

expenditure on qualifying assets is deducted from the borrowing cost eligible for capitalization.

Other borrowings costs are expensed in the period in which they are incurred.

### e) **Employee benefits:**

#### (i) **Short-term obligations**

Liabilities for wages and salaries, including non-monetary benefits that are expected to be settled wholly within 12 months after the end of the period in which the employees render the related service are recognized in respect of employees' services up to the end of the reporting period and are measured at the amounts expected to be paid when the liabilities are settled. The liabilities are presented as current employee benefit obligations in the balance sheet.

#### (ii) **Other long-term employee benefit obligations**

The liabilities for earned leave is not expected to be settled wholly within 12 months after the end of the period in which the employees render the related service. They are therefore measured at the present value of expected future payments to be made in respect of services provided by employees up to the end of the reporting period using the projected unit credit method. The benefits are discounted using the market yields at the end of the reporting period that have terms approximating to the terms of the related obligations. Remeasurements as a result of the experience adjustments and changes in actuarial assumptions are recognized in profit or loss. The obligations are presented as current liabilities in the balance sheet if the entity does not have an unconditional right to defer settlement for at least twelve months after the reporting period, regardless of when the actual settlement is expected to occur.

#### (iii) **Gratuity obligations**

The liability or assets recognized in the balance sheet in respect of gratuity plans is the present value of the defined benefit obligation at the end of the reporting period less the fair value of plan assets. The defined benefit obligation is calculated annually by actuaries using the projected unit credit method.

The present value of the defined benefit obligation is determined by discounting the estimated future cash outflows by reference to market yields at the end of the reporting period on government bonds that have terms approximating to the terms of the related obligation.

The net interest cost is calculated by applying the discount rate to the net balance of the defined benefit obligation and the fair value of plan assets. This cost is included in employee benefit expense in the statement of profit and loss.

Remeasurement gains and losses arising from experience adjustments and changes in actuarial assumptions are recognized in the period in which they occur, directly in other comprehensive income. They are included in retained earnings in the statement of changes in equity and in the balance sheet.

Changes in the present value of the defined benefit obligation resulting from plan amendments or curtailments are recognized immediately in profit or loss. The gratuity liability is covered through a recognized Gratuity Fund managed by Life Insurance Corporation of India and the contributions made under the scheme are charged to statement of profit and loss.

#### (iv) **Defined contribution plans**

The Group pays provident fund contributions to publicly administered funds as per local regulations wherever applicable. The Group has no further payment obligations once the contributions have been paid. The contributions are accounted for as defined contribution plans and the contributions are recognized as employee benefit expense when they are due.

#### (v) **Bonus plans**

The Group recognizes a liability and an expense for bonuses wherever applicable. The Group recognizes a provision where contractually obliged or where there is a past practice that has created a constructive obligation.

### f) **Income taxes**

Tax expense for the year comprises current and deferred tax.

## **CONSOLIDATED NOTES FORMING PART OF THE FINANCIAL STATEMENTS**

Current tax is the amount of tax payable on the taxable income for the year as determined in accordance with the applicable tax rates and the provisions of the Income-tax Act, 1961 and other applicable tax laws that have been enacted or substantively enacted by the end of the reporting period.

Deferred tax is recognised on temporary differences between the carrying amounts of assets and liabilities in the financial statements and the corresponding tax bases used in the computation of taxable profit. Deferred tax liabilities are generally recognised for all taxable temporary differences. Deferred tax assets are generally recognised for all deductible temporary differences to the extent that it is probable that taxable profits will be available against which those deductible temporary differences can be utilised. Such deferred tax assets and liabilities are not recognised if the temporary differences arise from the initial recognition (other than in a business combination) of assets and liabilities in a transaction that affects neither the taxable profit nor the accounting profit. In addition, deferred tax liabilities are not recognised if the temporary difference arises from the initial recognition of goodwill.

The carrying amount of deferred tax assets is reviewed at the end of each reporting period and reduced to the extent that it is no longer probable that sufficient taxable profits will be available to allow all or part of the asset to be recovered. Deferred tax assets and liabilities are measured at the tax rates that are expected to apply in the period in which the liability is settled or the asset realised, based on tax rates (and tax laws) that have been enacted or substantively enacted by the end of the reporting period.

Tax relating to items recognized directly in equity or other comprehensive income is recognised in equity or other comprehensive income and not in the statement of profit and loss.

Deferred tax assets and liabilities are offset if there is a legally enforceable right to offset current tax liabilities and assets, and they are related to income taxes levied by the same tax authority, but they intend to settle current tax liabilities and assets on a net basis or their tax assets and liabilities will be realized simultaneously.

**g) Property, Plant and Equipment (PPE):**

PPE is carried at cost less accumulated depreciation

and impairment losses, if any. The cost of PPE comprises of purchase price, applicable duties and taxes net of input tax credit, any directly attributable expenditure on making the asset ready for its intended use, other incidental expenses and interest on borrowings attributable to acquisition of qualifying fixed assets, upto the date the asset is ready for its intended use.

All other repair and maintenance costs, including regular servicing, are recognised in the statement of profit and loss as incurred. When a replacement occurs, the carrying value of the replaced part is derecognised. Where an item of PPE comprises major components having different useful lives, these components are accounted for as separate items.

Leasehold improvements are stated at cost including taxes, freight and other incidental expenses incurred, net of input tax credits availed. The depreciation is provided over the life estimated by the management.

Self constructed assets (Moulds): The Group transfers all the directly attributable expenditure incurred towards construction of moulds including depreciation on actual cost basis.

PPE retired from active use and held for sale are stated at the lower of their net book value and net realizable value and are disclosed separately.

An item of PPE is derecognised upon disposal or when no future economic benefits are expected to arise from the continued use of the asset. Any gain or loss arising on the disposal or retirement of an item of PPE is determined as the difference between the sales proceeds and the carrying amount of the asset and is recognised in the statement of profit and loss.

**h) Expenditure during construction period and intangible assets under development:**

Expenditure during construction period (including finance cost related to borrowed funds for construction or acquisition of qualifying PPE) is included under capital work-in-progress and the same is allocated to the respective PPE on the completion of their construction.

Intangible assets under development includes the expenditure incurred for acquisition of intangible assets.

**i) Depreciation:**

Depreciation is the systematic allocation of the

## CONSOLIDATED NOTES FORMING PART OF THE FINANCIAL STATEMENTS

depreciable amount of PPE over its useful life and is provided on the straight line method over the useful lives as prescribed in Schedule II to the Act.

### j) Intangible assets and amortization:

Intangible assets acquired separately are measured on initial recognition cost and are amortized on straight line method based on the estimated useful lives.

The amortization period and amortization method are reviewed at each financial year end.

Computer software is amortized over a period of five years.

### k) Investment property:

Investment property is property held to earn rentals and/or for capital appreciation (including property under construction for such purposes). Investment property is measured initially at cost, including transaction costs. Subsequent to initial recognition, investment properties are measured at cost model which is in accordance with Ind AS 40.

An investment property is derecognised upon disposal or when the investment property is permanently withdrawn from use and no further economic benefits expected from disposal. Any gain or loss arising on derecognition of the property is included in profit or loss in the period in which the property is derecognised. Depreciation on building is provided over its useful life of 30 years using the straight line method.

### l) Impairment of assets:

#### **Intangible assets and property, plant and equipment:**

Intangible assets and property, plant and equipment are evaluated for recoverability whenever events or changes in circumstances indicate that their carrying amounts may not be recoverable. For the purpose of impairment testing, the recoverable amount (i.e. the higher of the fair value less cost to sell and the value-in-use) is determined on an individual asset basis unless the asset does not generate cash flows that are largely independent of those from other assets. In such cases, the recoverable amount is determined for the Cash Generating Unit (CGU) to which the asset belongs.

If such assets are considered to be impaired, the impairment to be recognized in the statement of profit and loss is measured by the amount by which the carrying value of the assets exceeds the estimated

recoverable amount of the asset. An impairment loss is reversed in the statement of profit and loss if there has been a change in the estimates used to determine the recoverable amount. The carrying amount of the asset is increased to its revised recoverable amount, provided that this amount does not exceed the carrying amount that would have been determined (net of any accumulated amortization or depreciation) had no impairment loss been recognized for the asset in prior years.

### m) Inventories:

Inventories includes raw materials, work-in-progress, finished goods, stores & spares, packing materials and other consumables. These are valued at lower of cost and net realizable value (NRV). However, raw materials are considered to be realizable at cost, if the finished products, in which they will be used, are expected to be sold at or above cost. Further, cost is determined on weighted average basis.

#### **Materials in transit**

Valuation of inventories of materials in transit is done at cost.

#### **Work-in-progress (WIP) and finished goods**

Valued at lower of cost and NRV. Cost of finished goods and WIP includes cost of raw materials, cost of conversion and other costs incurred in bringing the inventories to their present location and condition. Cost of inventories is computed on weighted average basis.

### n) Provisions, contingent liabilities and contingent assets :

The Group recognises provisions when there is present obligation as a result of past event and it is probable that there will be an outflow of resources and reliable estimate can be made of the amount of the obligation. If the effect of the time value of money is material, provisions are determined by discounting the expected future cash flows to net present value using an appropriate pre-tax discount rate that reflects current market assessments of the time value of money and, where appropriate, the risks specific to the liability. Unwinding of the discount is recognised in the statement of profit and loss as a finance cost. Provisions are reviewed at each reporting date and are adjusted to reflect the current best estimate.

A present obligation that arises from past events where it is either not probable that an outflow of

## CONSOLIDATED NOTES FORMING PART OF THE FINANCIAL STATEMENTS

resources will be required to settle or a reliable estimate of the amount cannot be made, is disclosed as a contingent liability. Contingent liabilities are also disclosed when there is a possible obligation arising from past events, the existence of which will be confirmed only by the occurrence or non-occurrence of one or more uncertain future events not wholly within the control of the Group.

Contingent assets are not recognized in financial statements since this may result in the recognition of income that may never be realised.

### **o) Financial instruments:**

Financial assets and financial liabilities are recognised when the Group becomes a party to the contractual provisions of the instrument.

Financial assets and financial liabilities are initially measured at fair value. Transaction costs that are directly attributable to the acquisition or issue of financial assets and financial liabilities (other than financial assets and financial liabilities at fair value through profit or loss) are added to or deducted from the fair value of the financial assets or financial liabilities, as appropriate, on initial recognition. Transaction costs directly attributable to the acquisition of financial assets or financial liabilities at fair value through profit or loss are recognised immediately in profit or loss.

#### **Financial assets**

### **(i) Financial assets carried at amortised cost**

A financial asset is subsequently measured at amortised cost if it is held within a business model whose objective is to hold the asset in order to collect contractual cash flows and the contractual terms of the financial asset give rise on specified dates to cash flows that are solely payments of principal and interest on the principal amount outstanding.

### **(ii) Financial assets at fair value through other comprehensive income**

A financial asset is subsequently measured at fair value through other comprehensive income if it is held within a business model whose objective is achieved by both collecting contractual cash flows and selling financial assets and the contractual terms of the financial asset give rise on specified dates to cash flows that are solely payments of principal and interest on the principal amount outstanding. Further, in case where the Group has made an irrevocable selection based on its business model,

for its investments which are classified as equity instruments, the subsequent changes in fair value are recognized in other comprehensive income.

### **(iii) Financial assets at fair value through profit or loss**

A financial asset which is not classified in any of the above categories are subsequently fair valued through profit or loss.

**(iv)** The Group recognizes loss allowances using the expected credit loss (ECL) model for the financial assets which are not fair valued through profit or loss. Loss allowance for trade receivables with no significant financing component is measured at an amount equal to lifetime ECL. For all other financial assets, expected credit losses are measured at an amount equal to the 12-month ECL, unless there has been a significant increase in credit risk from initial recognition in which case those are measured at lifetime ECL. The amount of expected credit losses (or reversal) that is required to adjust the loss allowance at the reporting date to the amount that is required to be recognised is recognized as an impairment gain or loss in the statement of profit and loss.

#### **Financial liabilities and equity instruments**

##### **Classification as debt or equity**

Financial liabilities and equity instruments issued by the Group are classified according to the substance of the contractual arrangements entered into and the definitions of a financial liability and an equity instrument.

##### **Equity instruments**

An equity instrument is any contract that evidences a residual interest in the assets of the Group after deducting all of its liabilities. Equity instruments are recorded at the proceeds received, net of direct issue costs.

##### **Financial liabilities**

Trade and other payables are initially measured at fair value, net of transaction costs, and are subsequently measured at amortised cost, using the effective interest rate method where the time value of money is significant.

Interest bearing bank loans, overdrafts and unsecured loans are initially measured at fair value and are subsequently measured at amortised cost using the effective interest rate method. Any difference between the proceeds (net of transaction costs) and the settlement or redemption of borrowings is

## CONSOLIDATED NOTES FORMING PART OF THE FINANCIAL STATEMENTS

recognised over the term of the borrowings in the statement of profit and loss.

### **Derecognition of financial instruments**

The Group derecognizes a financial asset when the contractual rights to the cash flows from the financial asset expire or it transfers the financial asset and the transfer qualifies for derecognition under Ind AS 109. A financial liability (or a part of a financial liability) is derecognized from the Group's balance sheet when the obligation specified in the contract is discharged or cancelled or expires.

### **Fair value of financial instruments**

In determining the fair value of its financial instruments, the Group uses a variety of methods and assumptions that are based on market conditions and risks existing at each reporting date. The methods used to determine fair value include discounted cash flow analysis, available quoted market prices and dealer quotes. All methods of assessing fair value result in general approximation of value, and such value may or may not be realized.

### **Offsetting financial instruments**

Financial assets and liabilities are offset and the net amount is reported in the balance sheet where there is a legally enforceable right to offset the recognized amounts and there is an intention to settle on a net basis or realize the asset and settle the liability simultaneously. The legally enforceable right must not be contingent on future events and must be enforceable in the normal course of business and in the event of default, insolvency or bankruptcy of the Group or the counterparty.

### **p) Earnings per share :**

The basic earnings per share is computed by dividing the profit/(loss) for the year attributable to the equity shareholders by the weighted average number of equity shares outstanding during the year. For the purpose of calculating diluted earnings per share, profit/(loss) for the year attributable to the equity shareholders and the weighted average number of the equity shares outstanding during the year are adjusted for the effects of all dilutive potential equity shares.

### **q) Cash and cash equivalents**

Cash and cash equivalents include cash on hand and demand deposits with banks. Cash equivalents are

short-term balances (with an original maturity of three months or less), highly liquid investments that are readily convertible into known amounts of cash and which are subject to insignificant risk of changes in value.

### **r) Transactions in foreign currencies**

The presentation currency of the Group is Indian Rupee.

Transactions in foreign currencies are recorded at the exchange rates prevailing on the date of transaction.

Foreign currency monetary assets and liabilities such as cash, receivables, payables, etc., are translated at year end exchange rates.

Exchange differences arising on settlement of transactions and translation of monetary items are recognised as income or expense in the year in which they arise.

### **s) Segment reporting**

An operating segment is a component of the Group that engages in business activities from which it may earn revenues and incur expenses, whose operating results are regularly reviewed by the Group's chief operating decision maker to make decisions for which discrete financial information is available. Based on the management approach as defined in Ind AS 108, the chief operating decision maker evaluates the Group's performance and allocates resources based on an analysis of various performance indicators by business segments and geographic segments.

### **t) Government grants**

Grants from the government are recognised at fair value where there is a reasonable assurance that the grant will be received and the Group will comply with all attached conditions. Government grants relating to income are deferred and recognised in the profit or loss over the period necessary to match them with the costs they are intended to compensate and presented within other income. Government grants relating to the purchase of property, plant and equipment are included in non-current liabilities as deferred income and are credited to the statement of profit and loss on a straight line basis over the expected lives of the related assets and presented within other income. The benefit of a government loan at below current market rate of interest is treated as a government grant.



**CONSOLIDATED NOTES FORMING PART OF THE FINANCIAL STATEMENTS**

**u) Leases**

The Group determines whether an arrangement contains a lease by assessing whether the fulfillment of a transaction is dependent on the use of a specific asset and whether the transaction conveys the right to use that asset to the Group in return for payment. Where this occurs, the arrangement is deemed to include a lease and is accounted for either as finance or operating lease.

**The Group as lessee**

Operating lease – Rentals payable under operating leases are charged to the statement of profit and loss on a straight line basis over the term of the relevant lease unless another systematic basis is more representative of the time pattern in which economic benefits from the leased asset are utilised.

**The Group as lessor**

Operating lease – Rental income from operating leases is recognised in the statement of profit and loss on a straight line basis over the term of the relevant lease unless another systematic basis is more representative of the time pattern in which economic benefits from the leased asset is diminished. Initial direct costs incurred in negotiating and arranging an operating lease are added to the carrying value of the leased asset and recognised on a straight line basis over the lease term.

**v) Employee share based payments:**

Equity- settled share-based payments to employees are measured at the fair value of the employee stock options at the grant date. The fair value determined at the grant date of the equity-settled share-based payments is amortised over the vesting period, based on the Group's estimate of equity instruments that will eventually vest, with a corresponding increase in equity. At the end of each reporting period, the Group revises its estimate of the number of equity instruments expected to vest. The impact of the revision of the original estimates, if any, is recognised in the statement of profit and loss such that the cumulative expense reflects the revised estimate, with a corresponding adjustment to the equity-settled employee benefits reserve.

**w) Dividend distribution**

Dividends paid (including income tax thereon) is recognised in the period in which the interim dividends are approved by the Board of Directors, or

in respect of the final dividend when approved by shareholders.

**x) Rounding off amounts**

All amounts disclosed in the financial statements and notes have been rounded off to the nearest lakhs as per the requirement of Schedule III, unless otherwise stated.

**y) Standards issued but not yet effective**

The standards issued, but not yet effective up to the date of issuance of the Group financial statements are disclosed below.

Ind AS issued but not yet effective: 30 March 2019, the Ministry of Corporate Affairs ("MCA") vide the Companies (Indian Accounting Standards) Amendment Rules, 2019 has notified the following new and amendments to Ind AS which the Group has not applied as they are effective for annual periods beginning on or after 1 April, 2019:

1. The Rules have notified the new lease standard Ind AS 116, Leases. Ind AS 17, Leases has been withdrawn. The Rules also bring in consequential amendments to other Ind AS as a result of notification of Ind AS 116. The Group is assessing the implication of the above change.
2. Appendix C to Ind AS 12, Income taxes has been inserted. The appendix provides accounting for uncertainty over income tax treatments. The Group is assessing the implication of the above change.
3. New paragraph 57A has been added to Ind AS 12 to clarify that the income tax consequences of dividends on financial instruments classified as equity should be recognised according to where the past transactions or events that generated distributable profits were recognised. This amendment is not applicable to the Group.
4. Amendment to Ind AS 19, Employee Benefits. This amendment requires an entity to: (i) Use updated assumptions to determine current service cost and net interest for the remainder of the period after a plan amendment, curtailment or settlement; and (ii) Recognise in profit or loss as part of past service cost, or a gain or loss on settlement, any reduction in a surplus, even if that surplus was not previously recognised because of the impact of the asset ceiling. This amendment will not impact the financial statements of the Group.
5. Amendment to Ind AS 23, Borrowing Costs to clarify that if a specific borrowing remains outstanding after a qualifying



## CONSOLIDATED NOTES FORMING PART OF THE FINANCIAL STATEMENTS

asset is ready for its intended use or sale, it becomes part of general borrowings. The Group is assessing the implication of the above change.

6. Amendment to Ind AS 28, Investments in associates and joint ventures. Investors could have long-term interests (for example, preference shares or long-term loans) in an associate or joint venture that form part of the net investment in the associate or joint venture. The amendment clarifies that these long-term interests in an associate or joint venture to which the equity method is not applied should be accounted for using Ind AS 109, Financial instruments. The requirements of Ind AS 109 are applied to long-term interests before applying the loss allocation and impairment requirements of Ind AS 28. An illustrative example is also provided in Appendix A of Ind AS 28. This amendment is not applicable to the Group.
7. Amendment to Ind AS 109 to enable an entity to measure at amortised cost some prepayable financial assets with negative compensation. This amendment will not impact the financial statements of the Group.
8. Amendment has been made to Ind AS 103, Business combinations and Ind AS 111, joint arrangements to clarify measurement of previously held interest in obtaining control/joint control over a joint operation as follows: (i) On obtaining control of a business that is a joint operation, previously held interest in joint operation

is remeasured at fair value at the acquisition date; (ii) A party obtaining joint control of a business that is joint operation should not remeasure its previously held interest in the joint operation. This amendment is not applicable to the Company.

### 3 Use of estimates and critical accounting judgements

In preparation of the financial statements, the Group makes judgements, estimates and assumptions about the carrying values of assets and liabilities that are not readily apparent from other sources. The estimates and the associated assumptions are based on historical experience and other factors that are considered to be relevant. Actual results may differ from these estimates.

The estimates and the underlying assumptions are reviewed on an ongoing basis. Revisions to accounting estimates are recognised in the period in which the estimate is revised and future periods affected.

Significant judgements and estimates relating to the carrying values of assets and liabilities include useful lives of property, plant and equipment and intangible assets, impairment of property, plant and equipment, intangible assets and investments, provision for employee benefits and other provisions, recoverability of deferred tax assets, commitments and contingencies.

## NOTES TO THE CONSOLIDATED FINANCIAL STATEMENTS

All amounts in ₹ lakhs, unless otherwise stated

## 4.1(a) Property, Plant and Equipment

Particulars	Gross carrying amount				Accumulated depreciation				Net carrying amount		
	As at 1 April 2018	Additions	Deletions	Adjustments	As at 31 March 2019	As at 1 April 2018	For the Year	On disposals	Adjustment	As at 31 March 2019	As at 31 March 2019
Freehold land	868.41	229.51	-	-	1097.92	-	-	-	-	-	1097.92
Buildings	3321.50	1958.96	-	-	5280.46	178.83	120.03	-	-	298.86	4981.60
Plant and equipment	6964.54	3395.36	850.28	92.09	9601.71	1274.77	889.12	126.35	6.50	2044.04	7557.67
Moulds	2881.73	1617.25	427.94	39.68	4110.72	548.83	398.62	50.80	2.81	899.46	3211.26
Electrical installations	505.67	285.99	8.99	5.36	788.03	80.01	61.98	3.31	0.61	139.29	648.74
Works equipment & instruments	241.72	284.22	-	1.27	527.21	36.85	32.99	-	0.15	69.99	457.22
Office equipment	75.00	20.49	-	0.86	96.35	27.79	15.73	-	0.18	43.70	52.65
Computers and data processing equipment	40.18	17.73	-	0.16	58.07	17.49	11.87	-	0.07	29.43	28.64
Furniture and fixtures	208.88	175.14	-	0.49	384.51	33.52	29.05	-	0.05	62.62	321.89
Vehicles	416.71	168.38	107.60	1.84	479.33	99.76	68.90	64.40	0.36	104.62	374.71
Leasehold improvements	22.05	-	-	0.83	22.88	5.75	3.76	-	0.14	9.65	13.23
<b>Total</b>	<b>15546.39</b>	<b>8153.03</b>	<b>1394.81</b>	<b>142.58</b>	<b>22447.19</b>	<b>2303.60</b>	<b>1632.05</b>	<b>244.86</b>	<b>10.87</b>	<b>3701.66</b>	<b>18745.53</b>

During the year, the Parent Company has capitalised two plants located at Mysuru (Unit-VIII) and Pudi (Visakhapatnam) (Unit-IX) amounting to ₹1735.40 lakhs and ₹1562.22 lakhs respectively.

Land includes ₹229.50 lakhs paid under agreement for sale with Andhra Pradesh Industrial Infrastructure Corporation (APIIC) which is located at Pudi (Visakhapatnam) (Unit-IX) and the same is pending registration. Further the Company has paid stamp duty for the purpose of registration.

## NOTES TO THE CONSOLIDATED FINANCIAL STATEMENTS

All amounts in ₹ lakhs, unless otherwise stated

### 4.1(b) Property, Plant and Equipment

Particulars	Gross carrying amount				Accumulated depreciation				Net carrying amount	
	As at 1 April 2017	Additions	Deletions	Adjustments	As at 31 March 2018	As at 1 April 2017	For the Year	On disposals	Adjustment	As at 31 March 2018
Freehold land	868.41	-	-	-	868.41	-	-	-	-	868.41
Buildings	2611.23	710.27	-	-	3,321.50	83.04	95.79	-	-	178.83
Plant and equipment	5300.85	1794.28	135.91	5.32	6964.54	581.43	731.87	38.63	0.10	1274.77
Moulds	2072.71	945.26	121.69	(14.55)	2881.73	218.44	334.31	3.95	0.03	548.83
Electrical installations	336.24	175.18	6.02	0.27	505.67	32.53	49.31	1.84	0.01	80.01
Works equipment & instruments	148.42	93.23	-	0.07	241.72	15.13	21.72	-	-	36.85
Office equipment	50.71	24.26	-	0.03	75.00	13.43	14.36	-	-	27.79
Computers and data processing equipment	28.28	11.89	-	0.01	40.18	8.12	9.37	-	-	17.49
Furniture and fixtures	129.78	79.08	-	0.02	208.88	15.39	18.13	-	-	33.52
Vehicles	257.33	165.02	5.76	0.12	416.71	42.46	58.88	1.59	0.01	99.76
Leasehold improvements	23.45	4.57	6.01	0.04	22.05	3.38	4.24	1.87	-	5.75
<b>Total</b>	<b>11827.41</b>	<b>4003.04</b>	<b>275.39</b>	<b>(8.67)</b>	<b>15546.39</b>	<b>1013.35</b>	<b>1337.98</b>	<b>47.88</b>	<b>0.15</b>	<b>2303.60</b>

### 4.2(a) Capital work-in-progress as at March 31, 2019: ₹1604.25 lakhs

Capital work-in-progress includes Land & Buildings of 57.18 lakhs, Plant and equipment of ₹717.63 lakhs and Moulds of ₹829.44 lakhs.

### 4.2(b) Capital work-in-progress as at March 31, 2018: ₹1475.94 lakhs

Capital work-in-progress includes Land & Buildings of ₹700.53 lakhs, Plant and equipment of ₹200.26 lakhs, Moulds of ₹570.16 lakhs and others of ₹4.99 lakhs.

All amounts in ₹ lakhs, unless otherwise stated

**NOTES TO THE CONSOLIDATED FINANCIAL STATEMENTS****4.3(a) Investment property**

Particulars	Gross carrying amount				Accumulated depreciation			Net carrying amount		
	As at 1 April 2018	Additions	Deletions	Adjustments	As at 31 March 2019	For the Year	On disposals	Adjustment	As at 31 March 2019	As at 31 March 2019
Freehold land	4.12	-	-	-	4.12	-	-	-	-	4.12
Buildings	1.63	-	-	-	1.63	0.13	-	-	0.39	1.24
<b>Total</b>	<b>5.75</b>	<b>-</b>	<b>-</b>	<b>-</b>	<b>5.75</b>	<b>0.13</b>	<b>-</b>	<b>-</b>	<b>0.39</b>	<b>5.36</b>

**4.3(b) Investment property**

Particulars	Gross carrying amount				Accumulated depreciation			Net carrying amount		
	As at 1 April 2017	Additions	Deletions	Adjustments	As at 31 March 2018	For the Year	On disposals	Adjustment	As at 31 March 2018	As at 31 March 2018
Freehold land	4.12	-	-	-	4.12	-	-	-	-	4.12
Buildings	1.63	-	-	-	1.63	0.13	-	-	0.26	1.37
<b>Total</b>	<b>5.75</b>	<b>-</b>	<b>-</b>	<b>-</b>	<b>5.75</b>	<b>0.13</b>	<b>-</b>	<b>-</b>	<b>0.26</b>	<b>5.49</b>

**4.3(d) Disclosures - Ind AS 40**

Particulars	2018-19	2017-18
Rental income from investment property	2.06	2.06
Direct operating expenses (including repairs and maintenance) generated rental income	-	0.38
<b>Income from investment property (net)</b>	<b>2.06</b>	<b>1.68</b>
Fair value of the investment property as at 31 <sup>st</sup> March, 2019 ₹213.38 lakhs, (2018 - ₹213.38 lakhs )		

## NOTES TO THE CONSOLIDATED FINANCIAL STATEMENTS

All amounts in ₹ lakhs, unless otherwise stated

### 4.4(a) Intangible assets

Particulars	Gross carrying amount				Accumulated amortisation			Net carrying amount			
	As at 1 April 2018	Additions	Deletions	Adjustments	As at 31 March 2019	As at 1 April 2018	For the Year	On disposals	Adjustment	As at 31 March 2019	As at 31 March 2019
Computer software	53.29	13.21	-	0.04	66.54	24.02	11.64	-	0.01	35.67	30.87
<b>Total</b>	<b>53.29</b>	<b>13.21</b>	<b>-</b>	<b>0.04</b>	<b>66.54</b>	<b>24.02</b>	<b>11.64</b>	<b>-</b>	<b>0.01</b>	<b>35.67</b>	<b>30.87</b>

### 4.4(b) Intangible assets

Particulars	Gross carrying amount				Accumulated amortisation			Net carrying amount			
	As at 1 April 2017	Additions	Deletions	Adjustments	As at 31 March 2018	As at 1 April 2017	For the Year	On disposals	Adjustment	As at 31 March 2018	As at 31 March 2018
Computer software	36.80	16.49	-	-	53.29	14.65	9.37	-	-	24.02	29.27
<b>Total</b>	<b>36.80</b>	<b>16.49</b>	<b>-</b>	<b>-</b>	<b>53.29</b>	<b>14.65</b>	<b>9.37</b>	<b>-</b>	<b>-</b>	<b>24.02</b>	<b>29.27</b>

### 4.5(a) Intangible asset under development as at March 31, 2019: ₹19.17 lakhs

Intangible assets under development represents amount paid towards patents registration amounting to ₹19.17 lakhs.

### 4.5(b) Intangible asset under development as at March 31, 2018: ₹14.01 lakhs

Intangible assets under development represents amount paid towards patents registration amounting to ₹14.01 lakhs.

## NOTES TO THE CONSOLIDATED FINANCIAL STATEMENTS

All amounts in ₹ lakhs, unless otherwise stated

## 5.1. Investments

Particulars	As at 31 March 2019	As at 31 March 2018
<b>Designated at Fair value through Other Comprehensive Income (FVOCI)</b>		
<b>Investments in equity instruments (quoted - fully paid up)</b>		
Mold-Tek Technologies Limited	971.78	1,031.06
21,17,165 (P.Y-2,117,165) shares of ₹2 each		
<b>Total</b>	<b>971.78</b>	<b>1,031.06</b>
Aggregate amount of quoted investments	971.78	1,031.06
Aggregate amount of impairment of investments	-	-

## 5.2. Other financial assets (non - current)

Particulars	As at 31 March 2019	As at 31 March 2018
Earmarked balances		
Margin money deposits against banks guarantees	22.09	17.96
<b>Total</b>	<b>22.09</b>	<b>17.96</b>

## 6. Other non-current assets

Particulars	As at 31 March 2019	As at 31 March 2018
<b>Unsecured, considered good</b>		
Capital advances	381.49	522.73
Unamortised lease premium	338.37	-
Deposits with government and others	266.42	218.25
<b>Total</b>	<b>986.28</b>	<b>740.98</b>

- a) Capital advances includes an amount paid towards aquisition of machinery ₹305.11 lakhs (P.Y ₹416.73 lakhs) towards construction of buildings ₹16.02 lakhs (P.Y ₹79.91 lakhs) and advance paid towards purchase of land ₹60.36 lakhs.
- b) Deposits with government bodies include amounts kept as security deposit with electricity departments ₹163.20 lakhs (P.Y ₹133.20 lakhs) with respective state governments where in the business facilities are situated. Other deposits include EMD and security deposits of ₹39.12 lakhs (P.Y ₹32.59 lakhs) with customers and Rental deposits of ₹27.85 Lakhs (P.Y ₹22.70 lakhs).

## 7. Inventories

Particulars	As at 31 March 2019	As at 31 March 2018
<b>(Valued at lower of cost and net realizable value)</b>		
a) Raw material	1389.63	2606.25
b) Work-in-progress	805.99	719.31
c) Finished goods	872.91	826.06
{including material in transit of ₹176.81 lakhs (2018-₹219.19 lakhs)}		
d) Packing materials	72.61	48.84
e) Stores & spares	71.41	60.86
f) Consumables	1381.12	971.09
<b>Total</b>	<b>4593.67</b>	<b>5232.41</b>



## NOTES TO THE CONSOLIDATED FINANCIAL STATEMENTS

All amounts in ₹ lakhs, unless otherwise stated

### 8.1. Trade receivables

Particulars	As at 31 March 2019	As at 31 March 2018
Unsecured, considered good	7112.74	8488.96
Less: Allowance for expected credit loss	75.75	41.03
<b>Total</b>	<b>7036.99</b>	<b>8447.93</b>

### 8.2. Cash and cash equivalents

Particulars	As at 31 March 2019	As at 31 March 2018
a) Balances with banks in current accounts	3.50	11.65
b) Cash on hand	11.91	6.99
<b>Total</b>	<b>15.41</b>	<b>18.64</b>

### 8.3. Bank balances other than (ii) above

Particulars	As at 31 March 2019	As at 31 March 2018
Earmarked balances		
- Unpaid dividend bank accounts	76.70	78.41
<b>Total</b>	<b>76.70</b>	<b>78.41</b>

### 8.4. Loans (current)

Particulars	As at 31 March 2019	As at 31 March 2018
<b>Unsecured, considered good</b>		
Employee advances	33.64	14.46
<b>Total</b>	<b>33.64</b>	<b>14.46</b>

### 8.5. Other financial assets (current)

Particulars	As at 31 March 2019	As at 31 March 2018
Sales tax incentive receivable*	235.92	226.99
Export benefits receivables**	16.06	34.26
Employee advances	17.58	9.32
<b>Total</b>	<b>269.56</b>	<b>270.57</b>

\* During the year the Parent Company has received ₹100.15 lakhs against 85% of sales tax incentive from Maharashtra state government on account of "Package Scheme of Incentives 2013", pertaining to financial year 2015-16. The balance amount is expected to be received on completion of assessment. An amount of ₹109.08 lakhs (P.Y ₹91.05 lakhs) has been considered as incentive receivable for financial year 2018-19.

\*\* During the year the Parent Company has received ₹7.32 lakhs pertaining to financial year 2016-17 and ₹3.44 lakhs pertaining to financial year 2017-18 against export incentive under "Merchandise Exports from India Scheme". An amount of ₹8.52 lakhs (P.Y ₹11.01 lakhs) has been considered as incentive receivable for financial year 2018-19. An amount of ₹3.36 lakhs pertaining to financial year 2015-16, ₹10.95 lakhs pertaining to financial year 2016-17 and ₹1.66 lakhs pertaining to financial year 2017-18 has been written off.

## NOTES TO THE CONSOLIDATED FINANCIAL STATEMENTS

All amounts in ₹ lakhs, unless otherwise stated

## 9. Current tax assets/ (liabilities) (net)

Particulars	As at 31 March 2019	As at 31 March 2018
Opening balance	37.51	81.16
Add: Taxes paid pertaining to previous years	0.16	15.04
Add: Advance tax and TDS of current year	1,401.48	1,364.65
Less: Provision for current tax	1,303.14	1,392.49
Less: Taxes payable pertaining to previous years	-	30.85
<b>Total</b>	<b>136.01</b>	<b>37.51</b>

## 10. Other current assets

Particulars	As at 31 March 2019	As at 31 March 2018
Prepaid expenses	40.09	134.40
Other receivables	-	27.75
Supplier advances	308.56	360.69
GST input tax credit	537.41	153.99
Customs deposit	91.86	19.22
Unamortised lease premium	3.53	-
<b>Total</b>	<b>981.45</b>	<b>696.05</b>

## 11. Equity share capital

Particulars	As at 31 March 2019	As at 31 March 2018
<b>Authorized</b>		
29,000,000 (P.Y 29,000,000) equity shares of ₹5 each	1450.00	1450.00
<b>Total</b>	<b>1450.00</b>	<b>1450.00</b>
<b>Issued, subscribed &amp; paid-up capital</b>		
27,691,052 (P.Y 27,691,052) equity shares of ₹5 each fully paid up	1384.55	1384.55
<b>Total</b>	<b>1384.55</b>	<b>1384.55</b>

- 79,95,776 equity shares out of the issued, subscribed and paid up share capital were allotted in the financial year 2008-09 pursuant to the Scheme of arrangement without payments being received in cash.
- 46,625 equity shares of ₹10 each issued at a premium of ₹52.95 per share on 6th July, 2011 by way of Employee Stock Option Scheme.
- 12,40,000 equity shares of ₹10 each issued at a premium of ₹30 per share on 7th September, 2011 by way of Preferential offer.
- 9,125 equity shares of ₹10 each issued at a premium of ₹52.95 per share on 19th December, 2011 by way of Employee Stock Option Scheme.
- 19,25,000 equity shares of ₹10 each issued at a premium of ₹35.80 per share on 4th February, 2012 by way of preferential offer.
- 37,800 equity shares of ₹10 each issued at a premium of ₹52.95 per share on 5th July, 2012 by way of Employee Stock Option Scheme.
- 22,950 equity shares of ₹10 each issued at a premium of ₹52.95 per share on 28th June, 2013 by way of Employee Stock Option Scheme.

## NOTES TO THE CONSOLIDATED FINANCIAL STATEMENTS

All amounts in ₹ lakhs, unless otherwise stated

- h) 25,100 equity shares of ₹10 each issued at a premium of ₹52.95 per share on 13th June, 2014 by way of Employee Stock Option Scheme.
- i) 39,800 equity shares of ₹10 each issued at a premium of ₹52.95 per share on 25th July, 2014 by way of Employee Stock Option Scheme.
- j) 24,98,350 equity shares of ₹10 each issued at a premium of ₹210.17 per share on 3rd February, 2015 by way of Qualified institutional placement.
- k) 5,000 equity shares of ₹10 each issued at a premium of ₹52.95 per share on 9th April, 2015 by way of Employee Stock Option Scheme.
- l) Shareholders on February 3, 2016 approved the share split of ₹10 each, fully paid up into 2 (Two) equity shares of ₹5 each fully paid up. The Board of Directors fixed the record date as February 18, 2016. On February 17, 2016 the Parent Company has sub-divided the existing fully paid equity shares of 1,38,45,526 with face of ₹10 each into 2,76,91,052 fully paid up shares with face value of ₹5 each.

### (A) Movement in equity share capital:

Particulars	Number of shares	Amount
<b>Balance at 01 April, 2017</b>	<b>27,691,052</b>	<b>1384.55</b>
Movement during the year	-	-
<b>Balance at 31 March, 2018</b>	<b>27,691,052</b>	<b>1384.55</b>
Movement during the year	-	-
<b>Balance at March 31, 2019</b>	<b>27,691,052</b>	<b>1384.55</b>

### (B) Details of shareholders holding more than 5% shares in the Parent Company

Name of the shareholder	As at 31 March 2019		As at 31 March 2018	
	No. of Shares	% holding	No. of Shares	% holding
J. Lakshmana Rao	2,555,445	9.23	2,555,445	9.23
A. Subramanyam	2,029,124	7.33	2,029,124	7.33
J. Sudha Rani	1,491,588	5.39	1,491,588	5.39
DSP Blackrock small cap fund	1,808,643	6.53	1,808,643	6.53

### (C) Terms/Rights attached to equity shares

The Parent Company has only one class of equity shares having a face value of ₹5 each. Each holder of equity share is entitled to one vote per share. The Parent Company declares and pays dividends in Indian Rupees. The dividend proposed by the Board of Directors is subject to the approval of the shareholders in the ensuing Annual General Meeting. In the event of liquidation of the Parent Company, the equity shareholders will be entitled to receive remaining assets of the Parent Company, after distribution of all preferential amounts. The distribution will be in proportion to the number of equity shares held by the shareholders.

## NOTES TO THE CONSOLIDATED FINANCIAL STATEMENTS

All amounts in ₹ lakhs, unless otherwise stated

## 12. Other equity

Particulars	As at 31 March 2019	As at 31 March 2018
<b>Reserves and surplus</b>		
Securities premium	7480.70	7480.70
Capital reserve	57.15	57.15
General reserve	1914.39	1914.39
Retained earnings	7692.08	5865.42
Exchange differences in translating the financial statements of foreign operations	(17.79)	(37.59)
Equity Instruments through Other Comprehensive Income	655.45	714.73
<b>Total</b>	<b>17781.98</b>	<b>15994.80</b>

## (i) Securities premium

Particulars	As at 31 March 2019	As at 31 March 2018
Opening balance	7480.70	7480.70
Movement during the year	-	-
<b>Closing balance</b>	<b>7480.70</b>	<b>7480.70</b>

## (ii) Capital reserve

Particulars	As at 31 March 2019	As at 31 March 2018
Opening balance	57.15	57.15
Movement during the year	-	-
<b>Closing balance</b>	<b>57.15</b>	<b>57.15</b>

## (iii) General reserve

Particulars	As at 31 March 2019	As at 31 March 2018
Opening balance	1914.39	1509.53
Movement during the year	-	404.86
<b>Closing balance</b>	<b>1914.39</b>	<b>1914.39</b>

## (iv) Retained earnings

Particulars	As at 31 March 2019	As at 31 March 2018
Opening balance	5865.42	4060.89
Add: Profit for the year	3191.81	2783.67
Less: Dividends including tax	(1335.32)	(533.25)
Less: Remeasurements of post employment benefit obligation, net of tax (OCI)	(29.83)	(7.19)
Less: Transfer of profits to general reserve	-	(404.86)
Less: Others	-	(33.84)
<b>Closing balance</b>	<b>7692.08</b>	<b>5865.42</b>

## NOTES TO THE CONSOLIDATED FINANCIAL STATEMENTS

All amounts in ₹ lakhs, unless otherwise stated

### (v) Exchange differences in translating the financial statements of foreign operations

Particulars	As at 31 March 2019	As at 31 March 2018
Opening balance	(37.59)	(33.51)
Exchange differences in translating the financial statements of foreign operations		(2.42)
Other comprehensive income	19.80	(1.66)
<b>Closing balance</b>	<b>(17.79)</b>	<b>(37.59)</b>

### (vi) Equity Instruments through Other Comprehensive Income

Particulars	As at 31 March 2019	As at 31 March 2018
Opening balance	714.73	807.89
Items of other comprehensive income recognised directly in retained earnings		
- Net change in fair value of financial instruments	(59.28)	(93.16)
<b>Closing balance</b>	<b>655.45</b>	<b>714.73</b>

### Nature and purpose of other reserves

#### (i) Securities premium

Securities premium is used to record the premium on issue of shares. The reserve can be utilised in accordance with the provision of the Act.

#### (ii) Capital reserve

Capital reserve arises on account of amalgamation, transfer of forfeited shares amount, state subsidy and others. The reserve can be utilised in accordance with the provision of the Act.

#### (iii) General reserve

General reserve is used for strengthening the financial position and meeting future contingencies and losses.

#### (iv) Retained earnings

This reserve represents the cumulative profits of the Group and effects of remeasurement of defined benefit obligations. This reserve can be utilized in accordance with the provisions of the Companies Act, 2013.

#### (v) Exchange differences in translating the financial statements of foreign operations

This reserve contains the accumulated balance of foreign exchange differences arising on monetary items that, in substance, form part of the Group net investment in a foreign operation whose functional currency is other than Indian Rupees.

#### (vi) Equity Instruments through Other Comprehensive Income

This reserve represents the cumulative gains (net) arising on fair valuation of equity instruments, net of amounts reclassified, if any, to retained earnings when those instruments are disposed off.

## NOTES TO THE CONSOLIDATED FINANCIAL STATEMENTS

All amounts in ₹ lakhs, unless otherwise stated

## 13. Borrowings (non- current)

Particulars	As at 31 March 2019	As at 31 March 2018
<b>a) Secured loans</b>		
From banks		
Term loans	1241.39	625.93
Vehicle loans	93.26	70.97
From others	500.00	-
<b>b) Unsecured loans</b>		
Deferred payment liabilities- Sales tax deferment loan	60.03	126.20
<b>Total</b>	<b>1894.68</b>	<b>823.10</b>

## a) Secured loans

## i. Term loans from banks &amp; financial institutions

During the year, the Parent Company has availed Term loans of ₹1000.00 lakhs each from CitiCorp (India) Limited and Citi Bank for the purpose of setting up new facilities at Mysuru and Pudi (Visakhapatnam) respectively, which are repayable in 12 and 18 equal quarterly installments with 6 months moratoriums.

As at the year end the Group has a total secured term borrowings of ₹2499.10 lakhs (CitiCorp (India) Limited ₹833.33 lakhs and CITI Bank ₹1665.77 lakhs). The same have been classified under non-current (₹1741.39 lakhs) and current liabilities (₹757.72 lakhs).

**The following assets of the Group are covered under the said securitization:**

- # Citi bank has first exclusive charge by way of equitable mortgage on the factory land & buildings situated at survey No.82/2A, Mhavashi Village, Khandala (Taluk), Satara District, Maharashtra State, belonging to the Parent Company.
- # Citi Bank has first exclusive charge on plant, property and equipment of Satara and Daman Plant belonging to the Parent Company.
- # Citi Bank has first *Pari passu* charge by way of equitable mortgage on the factory land & building situated at survey No.160/A, 161/1, 161/5, Bhimpore Village, Nani Daman, Diu & Daman, belonging to the Parent Company.
- # Citi Bank has First exclusive charge on Plant & Machinery and other fixed assets of Mold-Tek Packaging FZE (Wholly Owned Subsidiary).
- # CitiCorp (India) Limited has first exclusive charge by way of equitable mortgage on the factory land and buildings situated at Plot no.94, KIADB-Adakanhallu Industrial Area, Chikkaiahnachatra Hobli, Nanjangud Taluk, Mysore district, Karnataka belonging to the Parent Company.
- # CitiCorp (India) Limited has first exclusive charge on plant & equipment and other properties at Mysore Unit belonging to the Parent Company.
- # Citi Bank has first exclusive charge by way of equitable mortgage on the factory land & buildings situated at Plot no.2A, in Sy. nos 251P, 255P, 256P, 261P, IC-PUDI village, Rambilli Mandal, Visakhapatnam district, belonging to the Parent Company.
- # Citi Bank has First exclusive charge on plant & equipment and other other properties at Vizag Unit belonging to the Parent Company.
- # Personal guarantees of J. Lakshmana Rao, A. Subramanyam, P. Venkateswara Rao and J.Mytraeyi, directors of the Parent Company.



## NOTES TO THE CONSOLIDATED FINANCIAL STATEMENTS

All amounts in ₹ lakhs, unless otherwise stated

Repayment schedule:		Rate of interest	FY 2019-20	FY 2020-21	FY 2021-22	FY 2022-23	FY 2023-24
Bank/Financial institution							
CitiCorp (India) Limited		8.73%	333.32	333.32	166.66		
Citi Bank N.A		8.73%	166.671	222.228	222.228	222.23	166.67
CITI Bank Dubai		3.00%	257.72	257.72	150.33	-	-
<b>Total</b>			<b>757.71</b>	<b>813.27</b>	<b>539.22</b>	<b>222.23</b>	<b>166.67</b>

### ii. Vehicle loans from banks

The Parent Company has availed vehicle loans from various banks with a tenor of 36 to 60 monthly installments. The said loans are secured by hypothecation of vehicles. As at the year end, the Parent Company has total amount outstanding of ₹178.22 lakhs which is classified under non-current liabilities (₹93.26 lakhs) and current liabilities (₹84.96 lakhs).

### Repayment schedule:

Bank	Rate of interest	FY 2019-20	FY 2020-21	FY 2021-22
ICICI Bank Ltd	10.49%	0.38	-	-
ICICI Bank Ltd	9.50%	0.45	-	-
ICICI Bank Ltd	9.35%	5.19	4.14	1.94
ICICI Bank Ltd	8.75%	2.50	0.42	-
ICICI Bank Ltd	8.45%	2.81	0.99	-
ICICI Bank Ltd	8.55%	6.19	6.74	1.70
Kotak Mahindra Prime Ltd	8.74%	15.88	17.33	9.25
HDFC Bank Ltd	9.01%	16.27	17.79	16.10
Yes Bank Ltd	9.00%	34.31	15.24	-
Yes Bank Ltd	8.65%	0.98	1.06	0.57
<b>TOTAL</b>		<b>84.96</b>	<b>63.71</b>	<b>29.56</b>

### b) Unsecured loans

The Govt. of Andhra Pradesh has extended the Parent Company, the incentive of sales tax deferral scheme pursuant to which the sales tax payment attributable to the sales affected out of production is deferred (interest-free) for a period of 14 years. The Parent Company has availed this scheme for production facility of its 2nd expansion at Annaram unit for ₹751.37 lakhs and production facility at Dommarapochampally unit for ₹421.91 lakhs. The Company has been repaying installments of the deferred sales tax in accordance with the scheme. The total Sales Tax Deferral amounts as on 31st March 2019 stands at ₹187.61 lakhs (31st March 2018 ₹270.49 lakhs).

Sales tax deferral loan granted under State Investment Promotion Scheme has been considered as a government grant and the difference between the fair value and nominal value as on date is recognized as an expense. Accordingly, an amount of ₹0.84 lakhs (March 31, 2018: ₹7.06 lakhs) has been recognized as an expense. Every year charge in fair value is accounted for as an interest expense.

## NOTES TO THE CONSOLIDATED FINANCIAL STATEMENTS

All amounts in ₹ lakhs, unless otherwise stated

## Repayment schedule:

Particulars	FY 2019-20	FY 2020-21	FY 2021-22	FY 2022-23
<b>Sales tax deferment loan</b>				
Value added tax	5.84	8.78	32.23	24.59
Central sales tax	87.09	21.11	6.85	7.34
<b>Total</b>	<b>92.93</b>	<b>29.89</b>	<b>39.08</b>	<b>31.93</b>

## 14. Provisions (non-current)

Particulars	As at 31 March 2019	As at 31 March 2018
For employee benefits		
- Leave encashment	106.75	105.65
- Gratuity	96.53	95.30
<b>Total</b>	<b>203.28</b>	<b>200.95</b>

## 15. Deferred tax liabilities (net)

Particulars	As at 31 March 2019	As at 31 March 2018
<b>a) Deferred tax assets</b>		
Expenses allowable on payment basis	-	83.10
<b>b) Deferred tax liabilities</b>		
Expenses allowed on payment basis	(105.60)	160.28
Depreciation and amortisation	1411.65	962.05
Deferred tax liabilities (net)	<b>1306.05</b>	<b>1039.23</b>

## Movement in deferred tax liabilities (net)

Particulars	WDV of depreciable PPE/ Investment properties/ intangible assets	Expenses allowable on payment basis	Total
<b>As at 31st March, 2018</b>	962.05	77.18	<b>1039.23</b>
<b>(Charged )/ Credited</b>			
to statement of profit and loss	449.59	(198.80)	<b>250.79</b>
to Other comprehensive income	-	16.03	<b>16.03</b>
<b>As at 31 March, 2019</b>	<b>1411.64</b>	<b>(105.60)</b>	<b>1306.05</b>

## 16. Other non-current liabilities

Particulars	As at 31 March 2019	As at 31 March 2018
Deferred income - Sales tax deferment loan	17.16	34.65
<b>Total</b>	<b>17.16</b>	<b>34.65</b>

## NOTES TO THE CONSOLIDATED FINANCIAL STATEMENTS

All amounts in ₹ lakhs, unless otherwise stated

### 17.1. Borrowings (Current)

Particulars	As at 31 March 2019	As at 31 March 2018
<b>Secured loans</b>		
<b>Loans repayable on demand</b>		
Working capital loans from banks	8395.43	8633.19
<b>Total</b>	<b>8395.43</b>	<b>8633.19</b>

- a) The Group has availed its fund based working capital requirements from multiple banks viz., ICICI Bank Ltd, Citi Bank N.A, Yes Bank Ltd and HSBC Ltd. Cash credit limits utilised as at the year end from the respective banks are as per the above table, while the total working capital limits sanctioned by the participating banks are in the table given below:

Bank	Nature of Borrowing	Limits as at 31st March		Balances as on 31 <sup>st</sup> March	
		2019	2018	2019	2018
ICICI Bank Ltd	CC*	1500.00	1500.00	1142.92	1290.42
ICICI Bank Ltd	BG**	100.00	100.00	80.53	72.54
Yes Bank Ltd	CC	1000.00	1000.00	793.18	951.08
HSBC Ltd	CC	3000.00	3000.00	2690.30	2921.01
CITI Bank N.A	CC	3000.00	2500.00	2776.00	2545.84
CITI Bank Dubai	CC	1000.00	1000.00	993.03	924.83
<b>Total</b>		<b>9600.00</b>	<b>9100.00</b>	<b>8475.96</b>	<b>8705.72</b>

\*CC-Cash Credit \*\* BG-Bank Guarantee

#### Working capital facilities from the banks are secured by hypothecation by way of first charge on the following assets of the Group:

- i) First Pari passu charge to the above four banks by way of hypothecation of the borrower's entire current assets which inter-alia include stocks of raw material, work in process, finished goods, consumable, stores & spares and such other movables including Book debts, outstanding monies, receivables both present and future of such form satisfactory to the bank.
- ii) First Pari passu charge to the above four banks by way of hypothecation of the borrower's movable properties of the Group (Except those specifically charged for the wholly owned subsidiary Company's borrowing).
- iii) First Pari passu charge to the above four banks by way of equitable mortgage on the following Immovable properties of the Group:-
  - I. First Charge by way of equitable mortgage of land measuring 6.5125 acres & building in Sy.No 54,55/A,70, 71&72 of Annaram Village Near Air Force Academy, Jinnaram Mandal, Medak District, Telangana belonging to the Parent Company.
  - II. First Charge by way of equitable mortgage of land Measuring 6413 Sq. Yards and building in Sy.No. 164 part, Dammarapochampally Village, Qutubullapur, R R District, Telangana belonging to the Parent Company.
  - III. First charge by way of equitable mortgage of land measuring 1066.63 Sq. Yards & buildings in Plot No. D-177 phase III, IDA, Jeedimetla, Qutballapur Mandal, R.R. District. Telangana belonging to the Parent Company.
  - IV. First charge by way of equitable mortgage of ground floor, Cellar area of building bearing municipal No. 8-2-293/82/A/700&700/1 on Plot No. 700 forming part of S.Y. No. 120(New) of Shaikpet Village and S.Y. No 102/1 of Hakim pet Village admeasuring 3653 SFT of the office space presently occupied by the vendee 50% or 930 SFT of reception area of 1860 SFT all in relevance to the ground Floor 400 Sq.Yards out of 1955 Sq.Yds situated within the approved layout of the Jubilee Hills Co-operative House Building Ltd at Road No. 36 Jubilee hills, belonging to the Parent Company.
- iv) Personal guarantees of J. Lakshmana Rao, A. Subramanyam, P.Venkateswara Rao and J. Mythreyi, directors of the Parent Company.

## NOTES TO THE CONSOLIDATED FINANCIAL STATEMENTS

All amounts in ₹ lakhs, unless otherwise stated

## 17.22. Trade payables

Particulars	As at 31 March 2019	As at 31 March 2018
Dues to micro enterprises and small enterprises (Refer Note below)	27.18	77.13
Dues to creditors other than micro enterprises and small enterprises	1799.44	1712.15
<b>Total</b>	<b>1826.62</b>	<b>1789.28</b>

*Disclosures required under Section 22 of the Micro, Small and Medium Enterprises Development Act, 2006*

Particulars	As at 31 March 2019	As at 31 March 2018
(i) Principal amount remaining unpaid as at the end of the accounting year	-	-
(ii) Interest due thereon remaining unpaid as at the end of the accounting year	-	-
(iii) The amount of interest paid along with the amounts of the payment made to the supplier beyond the appointed day during the accounting year	-	-
(iv) The amount of interest due and payable for the year	-	-
(v) The amount of interest accrued and remaining unpaid at the end of the accounting year	-	-
(vi) The amount of further interest due and payable even in the succeeding year, until such date when the interest dues as above are actually paid	-	-

Dues to Micro and Small Enterprises have been determined to the extent such parties have been identified on the basis of information collected by the Group.

## 17.3. Other financial liabilities (current)

Particulars	As at 31 March 2019	As at 31 March 2018
Current maturities of long term debts (Refer note 13)	935.60	385.82
Interest accrued but not due on loans	34.23	0.67
Unpaid dividend	76.70	78.41
Employee benefits payable	289.30	254.44
Outstanding expenses payable	274.52	238.99
Expenses payable to related parties	20.41	12.77
Capital creditors		
Dues to others	655.62	230.69
Security deposits	24.55	27.81
Others	1.20	1.26
<b>Total</b>	<b>2312.13</b>	<b>1230.86</b>

## 18. Other current liabilities

Particulars	As at 31 March 2019	As at 31 March 2018
Advances from customers	85.76	99.13
Deferred revenue grant - sales tax deferment loan	17.49	25.93
Statutory liabilities	147.16	68.99
<b>Total</b>	<b>250.41</b>	<b>194.05</b>

## NOTES TO THE CONSOLIDATED FINANCIAL STATEMENTS

All amounts in ₹ lakhs, unless otherwise stated

### 19. Provisions (Current)

Particulars	As at 31 March 2019	As at 31 March 2018
<b>For employee benefits</b>		
- Leave encashment	67.77	2.67
- Gratuity	88.70	26.15
<b>Total</b>	<b>156.47</b>	<b>28.82</b>

### 20. Net debt reconciliation

Particulars	As at 31 March 2019	As at 31 March 2018
Opening balance of borrowings	9902.68	5391.98
Add:- Proceeds from non-current borrowings	2123.00	118.84
Less:- Repayment of non-current borrowings	583.66	358.84
Proceeds/ (repayment) from current borrowings (net)	(237.76)	4757.76
Fair Value adjustment	56.10	(7.06)
<b>Closing balance of borrowings</b>	<b>11260.36</b>	<b>9902.68</b>

### 21. Employee benefits

#### (i) Leave obligations

The leave obligation covers the Group's liability for earned leave which is unfunded.

#### (ii) Defined contribution plans

The Parent Company has defined contribution plan namely Provident fund. Contributions are made to provident fund at the rate of 12% of basic salary as per regulations. The contributions are made to registered provident fund administered by the Government. The obligation of the Parent Company is limited to the amount contributed and it has no further contractual nor any constructive obligation. The expense recognised during the year towards defined contributions plan is as follows:

Particulars	31 March 2019	31 March 2018
Parent Company's Contribution to Provident Fund	87.31	78.56

#### (iii) Post-employment obligations

##### a) Gratuity

The Parent Company provides for gratuity for employees as per the Payment of Gratuity Act, 1972. The amount of gratuity payable on retirement/termination is the employees last drawn basic salary per month computed proportionately for 15 days salary multiplied for the number of years of service. The Parent Company operates post retirement gratuity plan with LIC of India. The present value of obligation is determined based on actuarial valuation using the Projected Unit Credit Method, which recognises each period of service giving rise to additional unit of employee benefit entitlement and measures each unit separately to build up the final obligation.

## NOTES TO THE CONSOLIDATED FINANCIAL STATEMENTS

All amounts in ₹ lakhs, unless otherwise stated

The following table sets out the amounts recognised in the financial statements in respect of gratuity plan

Particulars	Year ended March 31, 2019	Year ended March 31, 2018
<b>Change in defined benefit obligations:</b>		
Obligation at the beginning of the year	299.30	218.44
Current service cost	35.31	25.71
Interest cost	23.33	16.37
Remeasurement (gains)/losses	45.20	13.46
Past service cost	-	28.54
Benefits paid	(4.96)	(3.22)
<b>Obligation at the end of the year</b>	<b>398.18</b>	<b>299.30</b>
<b>Change in plan assets:</b>		
Fair value of plan assets at the beginning of the year	202.76	91.05
Investment income	15.80	6.82
Employer's contributions	-	105.70
Benefits paid	(4.96)	(3.22)
Return on plan assets , excluding amount recognised in net interest expense	(0.65)	2.41
<b>Fair value of plan assets at the end of the year</b>	<b>212.95</b>	<b>202.76</b>
<b>Expenses recognised in the statement of profit and loss consists of:</b>		
<b>Employee benefits expense:</b>		
Current service costs	35.31	25.71
Past service cost	-	28.54
Net interest expenses	7.52	9.54
	<b>42.83</b>	<b>63.79</b>
<b>Other comprehensive income:</b>		
(Gain)/Loss on plan assets	26.67	7.17
Actuarial (gain)/loss arising from changes in financial assumptions	0.66	(2.41)
Actuarial (gain)/loss arising from changes in experience adjustments	18.54	6.30
	<b>45.87</b>	<b>11.06</b>
<b>Expenses recognised in the statement of profit and loss</b>	<b>88.70</b>	<b>74.85</b>

Amounts recognised in the balance sheet consists of:

Particulars	As at March 31, 2019	As at March 31, 2018
Fair value of plan assets at the end of the year	212.95	202.76
Present value of obligation at the end of the year	398.18	299.30
Recognised as		
Retirement benefit liability - Non-current	96.53	70.38
-current	88.70	26.15



## NOTES TO THE CONSOLIDATED FINANCIAL STATEMENTS

All amounts in ₹ lakhs, unless otherwise stated

### Fair value of plan assets --- 100% with LIC of India

Expected contributions to post-employment benefit plans of gratuity for the year ending 31 March 2019 are ₹50.00 lakhs.

### iv) Significant estimates and sensitivity analysis

The sensitivity of the defined benefit obligation to changes in key assumptions is:

Particulars	Key assumptions		Defined benefit obligation					
			Increase in assumption by			Decrease in assumption by		
	31 March 2019	31 March 2018	Rate	31 March 2019	31 March 2018	Rate	31 March 2019	31 March 2018
Discount rate	7.75%	7.50%	1%	349.14	262.89	1%	457.79	343.56
Salary growth rate	8.00%	7.00%	1%	452.61	340.78	1%	351.60	263.98
Attrition rate	1%/2%/3%	1%/2%/3%	0.5%/1%/1.5%	397.09	300.00	0.5%/1%/1.5%	393.39	298.47

The above sensitivity analysis is based on a change in each assumption while holding all other assumptions constant. In practice, this is unlikely to occur and changes in some of the assumptions may be correlated. When calculating the sensitivity of the defined benefit obligation to significant actuarial assumptions, the same method (present value of the defined benefit obligation calculated with the projected unit credit method at the end of the reporting period) has been applied as when calculating the defined benefit liability recognised in the balance sheet.

### v) Risk exposure

Through its defined benefit plans, the Group is exposed to a number of risks, the most significant of which are detailed below:

#### Interest rate risk:

The defined benefit obligation calculated uses a discount rate based on government bonds. If bond yields fall, the defined benefit obligation will tend to increase.

#### Salary inflation risk:

Higher than expected increases in salary will increase the defined benefit obligation.

#### Demographic risk:

This is the risk of variability of results due to unsystematic nature of decrements that include mortality, withdrawal, disability and retirement. The effect of these decrements on the defined benefit obligation is not straight forward and depends upon the combination of salary increase, discount rate and vesting criteria. It is important not to overstate withdrawals because in the financial analysis the retirement benefit of a short career employee typically costs less per year as compared to a long service employee.

## 22. Revenue from operations

Particulars	Year ended 31 March 2019	Year ended 31 March 2018
<b>Revenue from contracts with customers</b>		
Sale of products	40422.44	35627.54
Other operating revenue		
Export incentives	8.52	11.01
Sales tax incentives	109.08	111.93
Sale of scrap	31.84	16.40
<b>Total</b>	<b>40571.88</b>	<b>35766.88</b>

## NOTES TO THE CONSOLIDATED FINANCIAL STATEMENTS

All amounts in ₹ lakhs, unless otherwise stated

## 23. Other income

Particulars	Year ended 31 March 2019	Year ended 31 March 2018
Rental income from Investment property	2.06	2.06
Dividend income	14.82	12.70
Amortisation of deferred Government grant	25.93	49.18
Interest income	25.20	18.16
Foreign exchange fluctuation gain (net)	44.78	13.83
<b>Total</b>	<b>112.79</b>	<b>95.93</b>

## 24. Cost of materials consumed

Particulars	Year ended 31 March 2019	Year ended 31 March 2018
Raw Materials	20131.64	16779.19
Pigments	677.56	652.84
Handles	902.62	785.61
Printing Materials	1891.32	1654.38
Packing Materials	795.74	900.11
Other Consumables	222.62	189.60
<b>Total</b>	<b>24621.50</b>	<b>20961.73</b>

## 25. Changes in inventories of finished goods and work-in-progress

Particulars	Year ended 31 March 2019	Year ended 31 March 2018
<b>Opening inventories</b>		
Finished goods	826.06	445.24
Work-in-progress	725.38	734.12
	<b>(A)</b>	<b>1551.44</b>
<b>Closing inventories</b>		
Finished goods	872.90	826.06
Work-in-progress	807.11	725.38
	<b>(B)</b>	<b>1680.01</b>
<b>Total (A-B)</b>	<b>(128.57)</b>	<b>(372.08)</b>

## 26. Employee benefits expense

Particulars	Year ended 31 March 2019	Year ended 31 March 2018
Salaries, wages and bonus	3932.35	3299.51
Contribution to provident and other funds	105.31	101.71
Gratuity	20.74	63.62
Leave encashment	82.91	20.47
Staff welfare expenses	185.87	165.84
<b>Total</b>	<b>4327.18</b>	<b>3651.15</b>

26.1 During the year, the Parent Company has taken actuarial valuation including its directors. The expense is accounted after considering the amount existing provision.

## NOTES TO THE CONSOLIDATED FINANCIAL STATEMENTS

All amounts in ₹ lakhs, unless otherwise stated

### 27. Finance costs

Particulars	Year ended 31 March 2019	Year ended 31 March 2018
Interest on borrowings	714.65	462.10
Other borrowing costs	42.24	13.28
<b>Total</b>	<b>756.89</b>	<b>475.38</b>

### 28. Depreciation and amortization expense

Particulars	Year ended 31 March 2019	Year ended 31 March 2018
Depreciation on property, plant and equipment	1633.24	1336.86
Depreciation on investment property	0.13	0.13
Amortisation of intangible assets	11.51	9.25
Less: Capitalized	34.75	31.14
<b>Total</b>	<b>1610.13</b>	<b>1315.10</b>

### 29. Other expenses

Particulars	Year ended 31 March 2019	Year ended 31 March 2018
Power and fuel	1388.01	1227.92
Repairs and maintenance		
Buildings	19.94	11.20
Plant and equipment	247.29	223.77
Moulds	99.45	97.68
Others	143.20	168.44
Insurance	37.75	36.57
Rates & taxes	52.58	41.88
Rent	245.58	207.06
Jobwork charges	231.13	238.51
Travelling & conveyance	171.71	168.40
Communication expenses	60.00	54.67
Printing & stationery	29.21	27.10
Professional & consultancy charges	64.37	47.33
Freight outwards	1652.04	1499.03
Advertisement expenses	1.93	4.71
Tax paid - Commercial taxes	73.42	63.81
Sales Promotion expenses	42.85	47.95
Payments to auditors (refer note 28(a) below)	11.45	13.00
Net Loss on disposal of property, plant and equipment	1.89	7.79
Directors' sitting fee	3.80	1.40
Provision for doubtful debts	34.57	17.88

## NOTES TO THE CONSOLIDATED FINANCIAL STATEMENTS

All amounts in ₹ lakhs, unless otherwise stated

Particulars	Year ended 31 March 2019	Year ended 31 March 2018
Excise duty on increase/(decrease) in inventories	-	(6.62)
Corporate social responsibility expenditure (Refer note 28 (b) below)	33.93	17.98
MEIS claim receivable write-off	15.97	-
Bank charges	6.85	10.88
Miscellaneous expenses	50.83	48.37
<b>Total</b>	<b>4719.75</b>	<b>4276.71</b>

## 29.(a) Payment to auditors:

Particulars	Year ended 31 March 2019	Year ended 31 March 2018
Statutory auditors		
-Statutory audit fee	7.50	6.50
-For other services (including fees for quarterly reviews)	3.14	6.50
-Certification charges	0.81	-
<b>Total</b>	<b>11.45</b>	<b>13.00</b>

## 29.(b) Corporate social responsibility expenditure:

Particulars	Year ended 31 March 2019	Year ended 31 March 2018
Amount required to be spent as per Section 135 of the Act	84.33	68.81
Amount spent during the year on :		
1. Construction/ acquisition of any assets*	18.43	35.62
2. On purposes other than (1) above *	15.50	25.00
<b>Total</b>	<b>33.93</b>	<b>60.62</b>

\*These amounts represent expenditure incurred out of previous years obligation.

## 30. Reconciliation of tax expenses and the accounting profit multiplied by tax rate

Particulars	Year ended 31 March 2019	Year ended 31 March 2018
Profit before income tax expense	5146.42	4856.97
Tax at the Indian tax rate of 34.944% (2017-18: 34.608%)	1798.36	1680.90
Effect of non-deductible expense	592.63	522.87
Effect of allowances for tax purpose	(1034.97)	(811.28)
Effect of deferred tax	282.84	295.36
<b>Tax expense</b>	<b>1638.86</b>	<b>1687.85</b>

## 31. Contingent Liabilities

The Parent Company has following contingent liabilities as at:

Particulars	31 March 2019	31 March 2018
Income tax *	43.45	217.61
VAT/CST	25.40	42.27
<b>Total</b>	<b>68.85</b>	<b>259.88</b>

\*Includes ₹21.46 lakhs (P.Y ₹160.86 lakhs) paid under protest.

## NOTES TO THE CONSOLIDATED FINANCIAL STATEMENTS

All amounts in ₹ lakhs, unless otherwise stated

### Bank guarantees

The Parent Company has provided bank guarantees to the tune of ₹80.53 lakhs (P.Y 72.54 lakhs) comprising of bid securities and performance guarantees given to its customers / prospective customers.

### Export Obligations

The Parent Company has fulfilled the entire export obligation to the tune of \$18.17 lakhs (₹ 933.99 lakhs) as on 31st March 2016 the particulars of which are as below:

Of the total obligation \$9.02 lakhs (₹406.96 lakhs) was against the licenses utilized against import of machinery by erstwhile Mold-Tek Technologies Limited. The Parent has fulfilled the export obligations against these licenses by March 31, 2011. The details have been submitted to customs department for redemption of licenses. Including the licenses amounting to \$6.36 Lakhs have been redeemed up to March 31, 2017, and redemption licenses for the balance \$2.66 lakhs is awaited.

Further, Licenses granted under EPCG Scheme for import of machinery for which guarantee bonds valuing ₹96.00 lakhs were issued to customs department. The Parent has fulfilled the export obligation of \$9.15 lakhs (₹527.03 lakhs) against these licenses utilized for imports.

## 32. Commitments

### Capital commitments

Capital expenditure contracted for at the end of the reporting period but not recognised as liabilities is as follows:

Particulars	31 March 2019	31 March 2018
Property, plant and equipment	1400.00	2453.00
<b>Total</b>	<b>1400.00</b>	<b>2453.00</b>

## 33. Related party transactions

### Names of related parties and nature of relationships:

Names of the related parties	Nature of relationship
<b>i) Key Management Personnel (KMP):</b>	
J. Lakshmana Rao	Chairman & Managing Director
A. Subramanyam	Deputy Managing Director
P. Venkateswara Rao	Deputy Managing Director
M. Srinivas	whole-time Director (from 14 May, 2018)
A. Seshu Kumari	Chief Financial Officer
Apeksha Naidu	Company Secretary (Upto 30 April, 2018)
Thakur Vishal Singh	Company Secretary (from 14 May, 2018)
<b>ii) Non-whole-time Directors</b>	
J. Mytraeyi	Director
<b>iii) Relatives of key managerial personnel:</b>	
J. Navya Mythri	Assistant Finance Controller
J. Rana Pratap	Chief Manager of New Business Development (from 1 October 2018)
S. Kavya	Manager - Marketing & Co-ordination
<b>iv) Enterprises in which key managerial personnel and/or their relatives have control:</b>	
Mold-Tek Technologies Limited	
Friends Packaging Industries	
Capricorn Industries	
J.S. Sundaram & Co	

All amounts in ₹ lakhs, unless otherwise stated

**NOTES TO THE CONSOLIDATED FINANCIAL STATEMENTS****Details of transactions during the year where related party relationship existed:**

Particulars	Enterprises in which key managerial personnel and/or their relatives have control		Relatives of key managerial personnel		Key management personnel	
	2018-19	2017-18	2018-19	2017-18	2018-19	2017-18
<b>Purchases</b>						
Friends Packaging Industries	238.74	199.29				
Capricorn Industries	327.43	277.40				
<b>Services received</b>						
J.S. Sundaram & Co	23.00	21.07				
<b>Remuneration</b>						
J. Lakshmana Rao					152.31	130.53
A. Subramanyam					193.70	173.48
P. Venkateswara Rao					143.79	126.20
M. Srinivas					67.80	-
A. Seshu Kumari					34.80	31.80
Apeksha Naidu					0.42	3.71
Thakur Vishal Singh					5.43	-
<b>Dividend</b>						
J. Lakshmana Rao	-	-			102.22	92.00
A. Subramanyam	-	-			81.16	73.05
P. Venkateswara Rao	-	-			9.40	8.49
A. Seshu Kumari					21.74	19.53
M. Srinivas					17.48	15.73
J. Navya Mythri			5.53	4.45		
J. Rana Pratap			5.84	5.25		
S. Kavya			2.00	-		
J. Mytraeyi			3.47	3.12		
<b>Salaries</b>						
J. Navya Mythri			19.24	17.42		
J. Rana Pratap			19.86	16.38		
S. Kavya			34.20	21.24		
<b>Sitting Fee</b>						
J. Mytraeyi			0.60	-		
Independent directors			3.20	1.40		
<b>Rent paid</b>						
A. Seshu Kumari					-	9.35



**NOTES TO THE CONSOLIDATED FINANCIAL STATEMENTS**

All amounts in ₹ lakhs, unless otherwise stated

Particulars	Enterprises in which key managerial personnel and/or their relatives have control		Relatives of key managerial personnel		Key management personnel	
	2018-19	2017-18	2018-19	2017-18	2018-19	2017-18
<b>Rent Received</b>						
Friends Packaging Industries	2.06	2.06				
<b>Personal Guarantee given to Bank</b>						
J. Lakshmana Rao					5609.00	5609.00
A. Subramanyam					4746.00	4746.00
P. Venkateswara Rao					655.70	655.70
<b>Other Transactions</b>						
Mold-Tek Technologies Limited	7.64	43.49				
<b>Outstanding Payable/ (Receivable) as at 31 March 2018</b>						
Friends Packaging Industries	31.03	20.39				
Capricon Industries	23.90	21.51				
Mold-Tek Technologies Limited	20.41	12.77				
J.S. Sundaram & Co	1.63	0.03				

**34. Earnings per share (EPS)**

Particulars	Year ended 31 March 2019	Year ended 31 March 2018
Profit after tax (₹)	3191.81	2783.67
Weighted average number of equity shares in calculating Basic and Diluted EPS (Nos in lakhs)	276.91	276.91
Face value per share (₹)	5.00	5.00
Basic and Diluted earnings per share (₹)	11.53	10.05

**35. Leases**

The Parent Company has taken land on operating lease at Mysuru from Karnataka Industrial Areas Development Board for a period of 99 years for the purpose setting up new plant and the same is completed & has started operations during the year. Total lease Premium was paid on agreement itself and the same is amortised over the period of lease.

Particulars	₹ in lakhs
Amortisation of Lease premium	
Not later than one year	3.53
Later than one year but not later than five years	17.63
Later than five years	320.71

## NOTES TO THE CONSOLIDATED FINANCIAL STATEMENTS

All amounts in ₹ lakhs, unless otherwise stated

## 36. Segment information

a) The Group's Executive Chairman, Managing Director and Chief Financial officer examine the Group's performance from a product prospective and have identified one operating segment viz Packaging Containers. Hence segment reporting is not given.

## b) Information about products:

Revenue from external customers - Sale of Packaging Containers ₹40,565.98 lakhs (PY ₹35,751.76 lakhs)

The Group has made external sales to the following customers meeting the criteria of 10% or more of the entity revenue

Customer 1 - ₹10178.73 lakhs

Customer 2 - ₹4296.62 lakhs

Customer 3 - ₹3514.30 lakhs

## 37. Additional information, as required under Schedule Iii To The Companies Act, 2013, of enterprise consolidated as subsidiary:

Name of the Enterprise	Net Assets i.e. Total Assets minus Total Liabilities		Share in Profit or Loss		Share in Other Comprehensive Income		Share in Total Comprehensive Income	
	As % of consolidated Net Assets	₹ lakhs	As % of consolidated Profit or Loss	₹ lakhs	As % of consolidated Other Comprehensive Income	₹ lakhs	As % of consolidated Total Comprehensive Income	₹ lakhs
<b>Parent</b>								
Mold-Tek Packaging Limited	99.44	19060.0	75.52	2410.40	128.57	(89.11)	74.34	232.13
<b>Subsidiary</b>								
<b>Foreign</b>								
Mold-Tek Packaging FZE	0.56	106.54	24.48	781.41	(28.57)	19.80	25.66	80.12

## 38. Financial instruments and risk management

## Fair values

a) The fair value of financial assets and liabilities is included at the amount at which the instrument could be exchanged in a current transaction between willing parties, other than in a forced or liquidation sale.

b) The fair value of trade receivables, trade payables and other current financial assets and liabilities is considered to be equal to the carrying amounts of these items due to their short term nature. Where such items are non-current in nature, the same has been classified as Level 3 and fair value determined using discounted cash flow basis. Similarly, unquoted equity instruments where most recent information to measure fair value is insufficient, or if there is a wide range of possible fair value measurements, cost has been considered as the best estimate of fair value.

Set out below, is a comparison by class of the carrying amounts and fair value of the Group's financial instruments, other than those with carrying amounts that are reasonable approximation of fair values:

## NOTES TO THE CONSOLIDATED FINANCIAL STATEMENTS

All amounts in ₹ lakhs, unless otherwise stated

### (i) Categories of financial instruments

Particulars	Level	31 March 2019		31 March 2018	
		Carrying amount	Fair value*	Carrying amount	Fair value*
<b>Non-current financial assets</b>					
<b>- Measured at fair value through other comprehensive income</b>					
Investments	1	971.78	971.78	1,031.06	1,031.06
<b>Other financial assets</b>	3	22.09	22.09	17.96	17.96
<b>Current</b>					
Trade receivables	3	7036.99	7036.99	8447.93	8447.93
Cash and cash equivalents	3	15.41	15.41	18.64	18.64
Other bank balances	3	76.70	76.70	78.41	78.41
Loans	3	33.64	33.64	14.46	14.46
Other financial assets	3	269.56	269.56	270.57	270.57
<b>Total</b>		<b>7454.39</b>	<b>7,454.39</b>	<b>8847.97</b>	<b>8847.97</b>
<b>Financial liabilities</b>					
<b>Measured at amortised cost</b>					
<b>Non-current</b>					
Borrowings	3				
- Banks		10,230.08	10,230.08	9,330.09	9,330.09
- Sales tax deferment loan		94.68	60.03	186.78	126.20
<b>Current</b>					
Borrowings	3	8395.43	8395.43	8633.19	8633.19
Trade payables	3	1826.62	1826.62	1789.28	1789.28
Other financial liabilities	3	2312.13	2312.13	1230.86	1230.86
<b>Total</b>		<b>22858.94</b>	<b>22824.29</b>	<b>21170.20</b>	<b>21109.62</b>

\*Fair value of instruments is classified in various fair value hierarchies based on the following three levels:

Level 1: Level 1 hierarchy includes financial instruments measured using quoted prices.

Level 2: The fair value of financial instruments that are not traded in an active market is determined using valuation techniques, which maximise the use of observable market data and rely as little as possible on entity specific estimates. If significant inputs required to fair value an instruments are observable, the instrument is included in Level 2.

Level 3: If one or more of the significant inputs are not based on observable market data, the instruments is included in level 3.

There has been no change in the valuation methodology for Level 3 inputs during the year. The Group has not classified any material financial instruments under Level 3 of the fair value hierarchy. There were no transfers between Level 1 and Level 2 during the year.

Management uses its best judgement in estimating the fair value of its financial instruments. However, there are inherent limitations in any estimation technique. Therefore, for substantially all financial instruments, the fair value estimates presented above are not necessarily indicative of the amounts that the Company could have realized or paid in sale transactions as of respective dates. As such, the fair value of financial instruments subsequent to the reporting dates may be different from the amounts reported at each reporting date. In respect of investments as at the transaction date, the Company has assessed the fair value to be the carrying value of the investments as these companies are in their initial years of operations obtaining necessary regulatory approvals to commence their business.

## NOTES TO THE CONSOLIDATED FINANCIAL STATEMENTS

All amounts in ₹ lakhs, unless otherwise stated

The fair value of trade receivables, trade payables and other current financial assets and liabilities is considered to be equal to the carrying amounts of these items due to their short-term nature. Where such items are non-current in nature, the same has been classified as Level 3 and fair value determined using discounted cash flow basis. Similarly, unquoted equity instruments where most recent information to measure fair value is insufficient, or if there is a wide range of possible fair value measurements, cost has been considered as the best estimate of fair value.

**39. Financial risk management**

The Company is exposed to market risk (fluctuation in foreign currency exchange rates, price and interest rate), liquidity risk and credit risk, which may adversely impact the fair value of its financial instruments. The Company assesses the unpredictability of the financial environment and seeks to mitigate potential adverse effects on the financial performance of the Company.

**(A) Market risk**

Market risk is the risk that the fair value or future cash flows of a financial instrument will fluctuate because of changes in market prices. Market risk comprises of currency risk, interest rate risk and price risk. Financial instruments affected by market risk include loans and borrowings, trade receivables and trade payables involving foreign currency exposure. The sensitivity analyses in the following sections relate to the position as at March 31, 2018 and March 31, 2017.

The analysis exclude the impact of movements in market variables on the carrying values of financial assets and liabilities

The sensitivity of the relevant profit or loss item is the effect of the assumed changes in respective market risks. This is based on the financial assets and financial liabilities held at 31 March 2018 and 31 March 2017.

**(i) Foreign currency exchange rate risk**

Foreign currency risk is the risk that the fair value or future cash flows of an exposure will fluctuate because of changes in foreign exchange rates. The Group's exposure to the risk of changes in foreign exchange rates relates primarily to the trade/ other payables, trade/other receivables and derivative assets/liabilities. The risks primarily relate to fluctuations in US Dollar, AED against the functional currencies of the Group. The Group's exposure to foreign currency changes for all other currencies is not material. The Group evaluates the impact of foreign exchange rate fluctuations by assessing its exposure to exchange rate risks.

The following tables demonstrate the sensitivity to a reasonably possible change in US dollars and AED exchange rates, with all other variables held constant. The impact on the consolidated profit before tax is due to changes in the fair value of monetary assets and liabilities.

**(ii) Sensitivity**

The sensitivity of profit or loss to changes in the exchange rates arises mainly from foreign currency denominated financial instruments and from foreign forward exchange contracts:

**Foreign Currency Exposure**

Particulars	As at March 31, 2019		As at March 31, 2018	
	AED	USD	AED	USD
Loans and advances	2189397	-	1469108	-
Trade receivables	800,461	33979	1492581	(13409)
Trade payables		420316	-	112822
Borrowings	-	-	-	163000
<b>Net exposure to foreign currency risk</b>	<b>2989858</b>	<b>(386337)</b>	<b>2961689</b>	<b>(289231)</b>

**NOTES TO THE CONSOLIDATED FINANCIAL STATEMENTS**

All amounts in ₹ lakhs, unless otherwise stated

Particulars	Increase/(decrease) in profit before tax		Increase/(decrease) in other components of equity	
	31 March 2019	31 March 2018	31 March 2019	31 March 2018
<b>Change in AED</b>				
1% increase	(0.56)	5.25	(0.36)	3.43
1% decrease	0.56	(5.25)	0.36	(3.43)
<b>Change in USD</b>				
1% increase	(2.68)	(1.88)	(1.74)	(1.23)
1% decrease	2.68	1.88	1.74	1.23

The movement in the pre-tax effect is a result of a change in the fair value of monetary assets and liabilities denominated in US dollars and AED, where the functional currency of the entity is a currency other than US dollars and AED.

**(iii) Interest rate risk**

Interest rate risk is the risk that the fair value or future cash flows of a financial instrument will fluctuate because of change in market interest rates. The Group's exposure to the risk of changes in market interest rates relates primarily to the Group's debt obligations with floating interest rates. As the Group has certain debt obligations with floating interest rates, exposure to the risk of changes in market interest rates are dependent of changes in market interest rates. Management monitors the movement in interest rate and, wherever possible, reacts to material movements in such rates by restructuring its financing arrangement.

As the Group has no significant interest bearing assets, the income and operating cash flows are substantially independent of changes in market interest rates.

The following table demonstrates the sensitivity to a reasonably possible change in interest rates on that portion of loans and borrowings affected. With all other variables held constant, the Group's profit before tax is affected through the impact on floating rate borrowings, as follows:

Particulars	Increase/(decrease) in profit before tax		Increase/(decrease) in other components of equity	
	31 March 2019	31 March 2018	31 March 2019	31 March 2018
Change in interest rate				
increase by 100 basis points	93.73	62.83	60.98	41.09
decrease by 100 basis points	(93.73)	(62.83)	(60.98)	(41.09)

The assumed increase/decrease in interest rate for sensitivity analysis is based on the currently observable market environment.

**(B) Credit risk**

Financial assets of the Group include trade receivables, loans to wholly owned subsidiary, employee advances, security deposits held with government authorities and bank deposits which represents Group's maximum exposure to the credit risk.

## NOTES TO THE CONSOLIDATED FINANCIAL STATEMENTS

All amounts in ₹ lakhs, unless otherwise stated

With respect to credit exposure from customers, the Group has a procedure in place aiming to minimise collection losses. Credit control team assesses the credit quality of the customers, their financial position, past experience in payments and other relevant factors. The Group's exposure to credit risk is influenced mainly by the individual characteristics of each customer. However, management also considers the factors that may influence the credit risk of its customer base, including default risk associate with the industry and country in which customers operate. Credit quality of a customer is assessed based on an extensive credit rating scorecard and individual credit limits are defined in accordance with this assessment. With respect to other financial assets viz., loans & advances, deposits with government and banks, the credit risk is insignificant since the loans & advances are given to its wholly owned subsidiary and employees only and deposits are held with government bodies and reputable banks. The credit quality of the financial assets is satisfactory, taking into account the allowance for credit losses.

Credit risk on trade receivables and other financial assets is evaluated as follows:

**a) Expected credit loss for trade receivable under simplified approach:**

Particulars	31 March 2019	31 March 2018
Gross carrying amount	7112.74	8488.96
Expected credit losses (Loss allowance provision)	75.75	41.03
<b>Carrying amount of trade receivables</b>	<b>7036.99</b>	<b>8447.93</b>

**b) Expected credit loss for financial assets where general model is applied**

The financial assets which are exposed to credit are loan to wholly owned subsidiary Company and employee advances.

Particulars	31-Mar-19	31 March 2018
<b>Gross carrying amount</b>		
Loans	-	-
Employee advances	33.64	14.46
	<b>33.64</b>	<b>14.46</b>
Expected credit losses	-	-
<b>Net carrying amount</b>		
Loans	-	-
Employee advances	33.64	14.46
<b>Total</b>	<b>33.64</b>	<b>14.46</b>

**(ii) Reconciliation of loss allowance provision on trade receivable**

Particulars	2018-19	2017-18
<b>Loss allowance at the beginning of the year</b>	<b>41.03</b>	<b>24.88</b>
Changes in loss allowance during the year	34.72	16.15
<b>Loss allowance at the end of the year</b>	<b>75.75</b>	<b>41.03</b>

**(iii) Significant estimates and judgements**

**Impairment of financial assets:**

The impairment provisions for financial assets disclosed above are based on assumptions about risk of default and expected loss rates. The Group uses judgement in making these assumptions and selecting the inputs to the impairment calculation, based on the Group's past history, existing market conditions as well as forward looking estimates at the end of each reporting period.

## NOTES TO THE CONSOLIDATED FINANCIAL STATEMENTS

All amounts in ₹ lakhs, unless otherwise stated

### (C) Liquidity risk

Prudent liquidity risk management implies maintaining sufficient cash and the availability of funding to meet obligations when due and to close out market positions. Group's treasury maintains flexibility in funding by maintaining availability under deposits in banks.

Management monitors cash and cash equivalents on the basis of expected cash flows.

#### (i) Financing arrangements:

The Group had access to the following undrawn borrowing facilities at the end of the reporting period

Particulars	As at	
	31 March 2019	31 March 2018
Expiring within one year (bank overdraft and other facilities)	1104.57	366.82

#### (ii) Maturities of financial liabilities

Contractual maturities of financial liabilities as at :

Particulars	31 March 2019		31 March 2018	
	Less than 12 months	More than 12 months	Less than 12 months	More than 12 months
Borrowings	8395.43	1894.68	8633.19	823.10
Trade payables	1826.62	-	1789.28	-
Other financial liabilities	2312.13	-	1230.86	-
<b>Total</b>	<b>12534.18</b>	<b>1894.68</b>	<b>11653.33</b>	<b>823.10</b>

(iii) Management expects finance cost to be incurred for the year ending 31 March 2019 is ₹936.02 lakhs.

## 40. Capital management

### A. Capital management and gearing ratio

For the purpose of the Group's capital management, capital includes issued equity capital, share premium and all other equity reserves attributable to the equity holders. The primary objective of the Group's capital management is to maximise the shareholder value.

The Group manages its capital structure and makes adjustments in light of changes in economic conditions and the requirements of the financial covenants. The Group monitors capital using a gearing ratio, which is debt divided by total capital. The Group includes within debt, interest bearing loans and borrowings.

Particulars	31 March 2019	31 March 2018
<b>Borrowings</b>		
Current	8395.43	8633.19
Non current	1894.68	823.10
Current maturities of non- current borrowings	935.60	385.82
<b>Debt</b>	<b>11225.71</b>	<b>9842.11</b>



## NOTES TO THE CONSOLIDATED FINANCIAL STATEMENTS

All amounts in ₹ lakhs, unless otherwise stated

Particulars	31 March 2019	31 March 2018
<b>Equity</b>		
Equity share capital	1384.55	1384.55
Other equity	17781.98	15994.80
<b>Total capital</b>	<b>19166.53</b>	<b>17379.35</b>
<b>Gearing ratio in % (Debt/ capital)</b>	<b>58.57</b>	<b>56.63</b>

In order to achieve this overall objective, the Group's capital management, amongst other things, aims to ensure that it meets financial covenants attached to the interest-bearing loans and borrowings that define capital structure requirements. Breaches in meeting the financial covenants would permit the bank to immediately call loans and borrowings.

No changes were made in the objectives, policies or processes for managing capital during the years ended 31 March 2019 and 31 March 2018.

**B. Dividends**

Particulars	31 March 2019	31 March 2018
<b>Dividends recognised</b>		
Final dividend for the year ended 31 March 2018 of ₹2 (31 March 2017 - ₹1.6) per fully paid share	553.82	443.06
Interim dividend for the year ended 31 March 2018 of ₹2 (31 March 2017 - ₹2) per fully paid share	553.82	-
Dividend distribution tax on the above	227.68	90.20
<b>Dividends not recognised</b>		
Interim dividend for the year ended 31 March 2019 of ₹2 (31 March 2018 of ₹2) per fully paid share. This dividend is declared on 2 <sup>nd</sup> May, 2019,	553.82	553.82
For the year ended the directors have recommended the payment of final dividend of ₹2 per fully paid up equity share (March, 2018 - ₹2) in the board meeting dated 27 <sup>th</sup> May, 2019. This proposed dividend is subject to the approval of share holders in the ensuing annual general meeting,	553.82	553.82
Dividend distribution tax on the above	227.68	227.68

As per our report of even date.

For **M.Anandam & Co.,**  
Chartered Accountants  
Firm Registration Number: 000125S



**M R Vikram**  
Partner  
Membership Number: 021012

Place : Hyderabad

Date : 27<sup>th</sup> May, 2019

For and on behalf of Board




**J. Lakshmana Rao**  
Chairman & Managing Director  
DIN: 00649702



**A. Seshu Kumari**  
Chief Financial Officer



**A. Subramanyam**  
Deputy Managing Director  
DIN: 00654046



**Thakur Vishal Singh**  
Company Secretary  
M.No.A41956



# MOLD-TEK PACKAGING LIMITED

CIN L21022TG1997PLC026542

Regd Office: 8-2-293/82/A/700, Ground Floor, Road No. 36,  
Jubilee Hills, Hyderabad - 500 033

Tel: + 91 40 4030 0300

Fax: + 91 40 4030 0328

Website: www.moldtekgroup.com | Email: ir@moldtekindia.com

## Form No. MGT-12

### Polling Paper

[Pursuant to Section 109 (5) of the Companies Act, 2013 and rule 21 (1) (c) of the Companies (Management and Administration) Rules, 2014]

BALLOT PAPER		
S.No.	Particulars	Details
1.	Name of the first named shareholder	
2.	Address	
3.	Folio No/ DPID & Client Id	
4.	Number & Class of Shares held as on 23 <sup>rd</sup> September, 2019 (Cut-off date)	

I hereby exercise my vote in respect of ordinary/Special Resolutions encumbered below by recording my assent or dissent to the said resolutions in the following manner

S.No.	Item	No of Shares held by me	I Assent to the Resolution	I Dissent to the Resolution
1.	To receive, consider and adopt the audited financial statements (including audited consolidated financial statements) for the financial year ended 31st March, 2019 and the Reports of the Directors and Auditors thereon.			
2.	To confirm the payment of interim dividend paid during the year and to declare final dividend on equity shares for the financial year ended 31st March, 2019.			
3.	To appoint a Director in place of Mr. P. Venkateshwara Rao, Deputy Managing Director (DIN: 01254851) who retires by rotation and being eligible, offers himself for re-appointment.			
4.	Ratification of appointment of auditors:			
5.	To Re-appoint Mr. Talupunuri Venkateswara Rao (DIN: 00572657) as an Independent Non-Executive Director for a second term of five consecutive years, in terms of Section 149 of the Companies Act, 2013			
6.	To Re-appoint Mr. Venkata Neeladri Varma Nadimpalli (DIN: 02861521) as an Independent Non-Executive Director for a second term of five consecutive years, in terms of Section 149 of the Companies Act, 2013.			
7.	Ratification of Reappointment of Mrs. J. Mytraeyi, Non-Executive Promoter Director (DIN:01770112).			
8.	Appointment of Mr. Durga Sundeep Adivishnu to hold office or place of profit			



Signature of the Shareholder/Proxy holder

Place: Hyderabad  
Date: 30<sup>th</sup> September, 2019

This page intentionally left blank



# MOLD-TEK PACKAGING LIMITED

CIN L21022TG1997PLC026542

Regd Office: 8-2-293/82/A/700, Ground Floor, Road No. 36,  
Jubilee Hills, Hyderabad - 500 033

Tel: + 91 40 4030 0300

Fax: + 91 40 4030 0328

Website: www.moldtekgroup.com | Email: ir@moldtekindia.com

## PROXY FORM

[Pursuant to Section 105(6) of the Companies Act, 2013 and Rule 19(3) of the Companies Management and Administration) Rules, 2014]

Name and address of the Member(s) \_\_\_\_\_

E-mail ID: \_\_\_\_\_ Folio No/DPID & Client ID: \_\_\_\_\_

I/We, being the member (s) of \_\_\_\_\_ shares of Mold-Tek Packaging Limited, hereby appoint

1. Name\_E-mail ID: \_\_\_\_\_

Address: \_\_\_\_\_

Signature: \_\_\_\_\_

Or failing him:

2. Name\_E-mail ID: \_\_\_\_\_

Address: \_\_\_\_\_

Signature: \_\_\_\_\_

Or failing him:

3. Name\_E-mail ID: \_\_\_\_\_

Address: \_\_\_\_\_

Signature: \_\_\_\_\_

As my/our proxy to attend and vote (on a poll) for me/us and on my/our behalf at the 22<sup>nd</sup> Annual General Meeting of the Company at Best Western Jubilee Ridge, Plot No.38 &39, Kavuri Hills, Road No.36, Jubilee Hills, Hyderabad - 500 033, Telangana on Monday, 30<sup>th</sup> September, 2019 at 11:00 a.m. and at any adjournment thereof in respect of such resolutions as indicated overleaf::



<b>Resolution No.</b>	<b>Resolutions</b>
<b>Ordinary Business</b>	
1.	To receive, consider and adopt the audited financial statements (including audited consolidated financial statements) for the financial year ended 31st March, 2019 and the Reports of the Directors and Auditors thereon.
2.	To confirm the payment of interim dividend paid during the year and to declare final dividend on equity shares for the financial year ended 31st March, 2019.
3.	To appoint a Director in place of Mr. P. Venkateshwara Rao, Deputy Managing Director (DIN: 01254851) who retires by rotation and being eligible, offers himself for re-appointment.
4.	Ratification of appointment of auditors:
<b>Special Business</b>	
5.	To Re-appoint Mr. Talupunuri Venkateswara Rao (DIN: 00572657) as an Independent Non-Executive Director for a second term of five consecutive years, in terms of Section 149 of the Companies Act, 2013:
6.	To Re-appoint Mr. Venkata Neeladri Varma Nadimpalli (DIN: 02861521) as an Independent Non-Executive Director for a second term of five consecutive years, in terms of Section 149 of the Companies Act, 2013:
7.	Ratification of Reappointment of Mrs. J. Mytraeyi, Non-Executive Promoter Director (DIN:01770112):
8.	Appointment of Mr. Durga Sundeep Adivishnu to hold office or place of profit:

Signed this \_\_\_\_\_ day of \_\_\_\_\_ 2019

Affix a 15 paise Revenue Stamp
---

Signature of shareholder \_\_\_\_\_ Signature of Proxy holder(s) \_\_\_\_\_

**NOTES**

1. This form of proxy in order to be effective should be duly completed and deposited at the Registered Office: Plot No.700,8-2-293/82/A/700, Ground Floor, Road No 36, Jubilee Hills, Hyderabad - 500 033, Telangana, not less than 48 hours before the commencement of the meeting.
2. Members who have multiple folios with different joint holders may use copies of this proxy.
3. The holder may vote either 'for' or 'against' each resolution.



## MOLD-TEK PACKAGING LIMITED

CIN L21022TG1997PLC026542

Regd Office: 8-2-293/82/A/700, Ground Floor, Road No. 36,  
Jubilee Hills, Hyderabad - 500 033

Tel: + 91 40 4030 0300

Fax: + 91 40 4030 0328

Website: www.moldtekgroup.com | Email: ir@moldtekindia.com

### ATTENDANCE SLIP

(To be presented at the entrance)

#### 22<sup>nd</sup> ANNUAL GENERAL MEETING

Folio No/DPID & Client ID:

Name and address  
of the shareholder(s) :

I/We here by record my/our presence at the 22<sup>nd</sup> Annual General Meeting of the Company at Best Western Jubilee Ridge, Plot No.38 & 39, Kavuri Hills, Road No. 36, Jubilee Hills, Hyderabad - 500 033 at 11:00 a.m. on Monday, 30<sup>th</sup> September, 2019.

\_\_\_\_\_  
Name of the Attended Member/Proxy

\_\_\_\_\_  
Signature of the Attended Member/Proxy

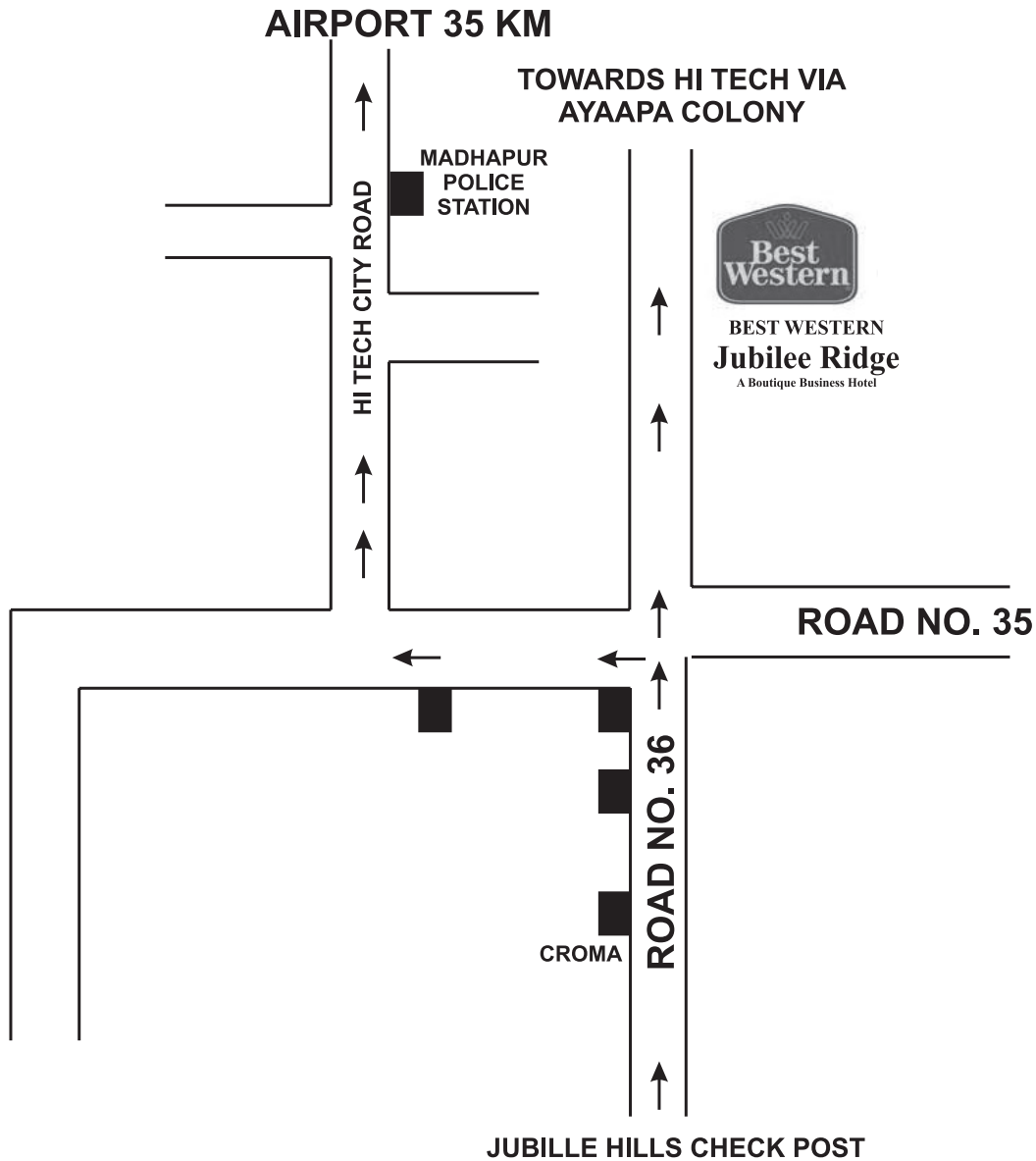
- Note:
1. Only Member/proxy can attend the meeting
  2. Member/Proxy should bring his/her copy of annual report for reference at the Meeting
  3. Those members who have multiple folios with different joint holders may use copies of this Attendance Slip.



This page intentionally left blank



## ROUTE MAP



- 2.1 kilometers from HITEC City.
- 8.7 kilometers from Hyderabad.
- 3.8 kilometers from Banjara Hills.
- 4.6 kilometers from Qutub Shahi Tombs.
- 5.8 kilometers from Golconda Fort.
- 6.0 kilometers from Begumpet.
- Just a 30 minutes drive from Rajiv Gandhi International Airport, Shamshabad.
- 20 minutes drive from railway station & nearer to major IT/ commercial hubs.

This page intentionally left blank





# VIZAG PLANT INAGURATION



# MYSURU PLANT INAGURATION







If Undelivered, please return to



Plot No. 700, Road No. 36, Jubilee Hills, Hyderabad - 500 033, Telangana, India

Phone: +91 40-40300300 | Fax: +91 40-4030028

