



Date: -11.11.2022

To,  
The Secretary,  
Listing Department  
The National Stock Exchange of India Ltd.  
Exchange plaza, BKC, Bandra (E)  
Mumbai - MH 400051.

To,  
The Secretary,  
Listing Department  
The BSE Ltd.  
P. J. Towers, Dalal Street  
Mumbai- MH 400001.

**REF: -(ISIN- INE908D01010) SCRIP CODE BSE-531431, NSE Symbol -SHAKTIPUMP**

**Subject:-Outcome of Board Meeting of the Company held on 11<sup>th</sup> November, 2022.**

**Meeting Commenced at 03:00 P.M. and Concluded at 03:43 P.M.**

Dear Sir/Madam,

With reference to the above subject and pursuant to Regulation 30 of the SEBI (Listing Obligations and Disclosure Requirements) Regulations, 2015, we are informing you that the Meeting of Board of Directors of Shakti Pumps (India) Limited held today i.e. Friday, 11<sup>th</sup> day of November, 2022 through video conferencing. The meeting inter-alia transacted the following business: -

- The Board has approved the Un-audited Consolidated and Standalone Financial Results of the Company along with Limited Review Report of the Company for the Quarter and half year ended September 30, 2022.

We are enclosing herewith the same.

This is for your information and records.

**Thanking You**

**Yours faithfully,  
For Shakti Pumps (India) Limited**

  
Ravi Patidar  
Company Secretary  
Encl: as above



**SHAKTI PUMPS (INDIA) LIMITED**

# SHAKTI PUMPS [INDIA] LIMITED

Regd. Office: Plot No. 401,402 &413, Sector-III, Industrial Area, Pithampur , Distt. Dhar (M.P.) - 454774

CIN: L29120MP1995PLC009327

Statement of Consolidated Financial Results for the Quarter and Half Year ended on September 30, 2022

(Rs. in Lacs, unless otherwise stated)

S.No	Particulars	Quarter Ended on			Half Yearly		Year ended on
		September 30, 2022	June 30, 2022	September 30, 2021	September 30, 2022	September 30, 2021	March 31, 2022
		Unaudited	Unaudited	Unaudited	Unaudited	Unaudited	Audited
I	Revenue from operations	21,632.46	25,447.91	36,901.70	47,080.38	52,532.37	1,17,853.51
II	Other income	72.09	107.56	75.17	179.64	200.34	614.14
III	<b>Total revenue (I+II)</b>	<b>21,704.55</b>	<b>25,555.47</b>	<b>36,976.87</b>	<b>47,260.02</b>	<b>52,732.72</b>	<b>1,18,467.65</b>
IV	<b>Expenses</b>						
	Cost of materials consumed	12,632.58	22,644.36	30,454.24	35,276.94	44,102.13	95,445.60
	Purchase of stock-in-trade	-	-	-	-	-	-
	Changes in inventories of finished goods, stock-in-trade and work-in-progress	4,120.74	(3,088.37)	(1,397.20)	1,032.37	(3,632.26)	(4,981.15)
	Employee benefits expenses	1,383.58	1,345.86	1,400.37	2,729.44	2,610.36	5,241.19
	Finance costs	573.32	600.53	330.48	1,173.85	602.02	1,567.62
	Depreciation and amortisation expenses	471.59	467.18	471.19	938.77	937.65	1,857.46
	Other expenses	2,251.52	2,411.71	3,016.82	4,663.23	4,763.18	11,102.73
	<b>Total expenses (IV)</b>	<b>21,433.33</b>	<b>24,381.27</b>	<b>34,275.91</b>	<b>45,814.60</b>	<b>49,383.08</b>	<b>1,10,233.45</b>
V	<b>Profit/(loss) before exceptional items and tax (III-IV)</b>	<b>271.22</b>	<b>1,174.20</b>	<b>2,700.96</b>	<b>1,445.43</b>	<b>3,349.64</b>	<b>8,234.20</b>
VI	Exceptional Items	-	-	-	-	-	-
VII	<b>Profit/ (loss) before tax (V-VI)</b>	<b>271.22</b>	<b>1,174.20</b>	<b>2,700.96</b>	<b>1,445.43</b>	<b>3,349.64</b>	<b>8,234.20</b>
VIII	<b>Tax expense:</b>						
	(1) Current tax	104.39	316.65	797.43	421.04	962.58	2,224.81
	(2) Short/(Excess) provision of Tax	0.99	2.81	-	3.80	-	(0.28)
	(3) Deferred tax	(24.18)	(18.92)	(174.13)	(43.11)	(419.68)	(471.93)
IX	<b>Profit/(loss) for the period (VII-VIII)</b>	<b>190.02</b>	<b>873.66</b>	<b>2,077.67</b>	<b>1,063.69</b>	<b>2,806.74</b>	<b>6,481.60</b>
X	<b>Other Comprehensive Income</b>	<b>89.85</b>	<b>118.62</b>	<b>(14.37)</b>	<b>208.47</b>	<b>49.77</b>	<b>178.23</b>
XI	<b>Total Comprehensive Income for the period (IX+X)</b>	<b>279.88</b>	<b>992.28</b>	<b>2,063.30</b>	<b>1,272.17</b>	<b>2,856.51</b>	<b>6,659.83</b>
	Comprising Profit/(Loss) and Other comprehensive Income for the period						
XII	<b>Paid-up equity share capital (Face Value: Rs.10/- per share)</b>	<b>1,838.02</b>	<b>1,838.02</b>	<b>1,838.02</b>	<b>1,838.02</b>	<b>1,838.02</b>	<b>1,838.02</b>
XIII	<b>Earnings per equity share (INR)</b>						
	(1) Basic	1.03	4.75	11.30	5.79	15.27	35.26
	(2) Diluted	1.03	4.75	11.30	5.79	15.27	35.26

**Notes:**

\* **Standalone financial information of the Company:**


Particulars	September 30, 2022	June 30, 2022	September 30, 2021	September 30, 2022	September 30, 2021	March 31, 2022
	Unaudited	Unaudited	Unaudited	Unaudited	Unaudited	Audited
Turnover	21,044.23	23,787.58	35,963.81	44,831.81	50,846.37	1,13,469.09
Profit before interest, depreciation and tax (PBITD)	1,030.52	1,979.67	3,007.56	3,010.19	3,939.00	9,958.68
Profit before tax	68.90	997.44	2,289.29	1,066.34	2,553.17	6,867.12
Profit after tax	55.49	745.26	1,906.71	800.76	2,343.07	5,559.40

- \* The Company operates its business through operating segments, representing our business on the basis of geographies which are India & Overseas.
- \* The above results have been reviewed by the Audit Committee and approved by the Board of Directors at their respective meetings held on November 11, 2022.
- \* Figures for the corresponding previous period have been regrouped/rearranged, wherever necessary.

For Shakti Pumps (India) Limited

Place: Pithampur  
Date: November 11, 2022

Dinesh Patidar  
Managing Director  
(DIN 00549552)



**SHAKTI PUMPS (INDIA) LIMITED**  
**CIN : L29120MP1995PLC009327**  
**CONSOLIDATED BALANCE SHEET**  
**AS AT SEPTEMBER 30, 2022**

(Rs. in Lacs, unless otherwise stated)

Particulars	As at September 30, 2022	As at March 31, 2022
<b>I ASSETS</b>		
<b>1 Non - Current Assets</b>		
(a) Property, Plant and Equipment	14,000.92	14,109.18
(b) Capital Work-In-Progress	51.60	49.53
(c) Intangible Assets	460.89	463.09
(d) Intangible Assets Under Development	11.44	10.89
(e) Financial Assets		
(i) Investments	0.02	0.02
(ii) Other Financial Assets	210.38	243.79
(f) Non-Current Tax Assets (Net)	26.58	24.58
(g) Other Non-Current Assets	254.92	206.55
<b>Total Non-Current Assets</b>	<b>15,016.75</b>	<b>15,107.63</b>
<b>2 Current Assets</b>		
(a) Inventories	25,117.86	21,582.69
(b) Financial Assets		
(i) Trade Receivables	28,662.19	38,277.58
(ii) Cash and Cash Equivalents	2,673.93	3,124.99
(iii) Bank Balance Other than Above	1,092.31	1,335.12
(iv) Other Financial Assets	525.35	369.05
(c) Current Tax Assets (Net)	963.53	114.79
(d) Other Current Assets	6,936.84	6,455.72
<b>Total Current Assets</b>	<b>65,972.01</b>	<b>71,259.94</b>
<b>Total Assets</b>	<b>80,988.76</b>	<b>86,367.57</b>
<b>II EQUITY AND LIABILITIES</b>		
<b>Equity</b>		
(a) Equity Share Capital	1,838.02	1,838.02
(b) Other Equity	38,384.22	37,479.65
<b>Total Equity</b>	<b>40,222.24</b>	<b>39,317.67</b>
<b>Liabilities</b>		
<b>1 Non-Current Liabilities</b>		
(a) Financial Liabilities		
(i) Borrowings	672.87	930.37
(ii) Lease Liability	94.34	101.01
(b) Provisions	622.39	577.09
(c) Deferred Tax Liabilities (Net)	652.35	695.46
<b>Total Non-Current Liabilities</b>	<b>2,041.95</b>	<b>2,303.93</b>
<b>2 Current Liabilities</b>		
(a) Financial Liabilities		
(i) Borrowings	11,250.95	9,570.75
(ii) Lease Liability	10.76	12.17
(iii) Trade Payables		
- Dues of Micro and Small Enterprise	3,267.42	6,359.67
- Dues of Other than Micro and Small En	13,803.34	22,039.51
(iv) Other Financial Liabilities	3,861.43	5,187.01
(b) Provisions	53.87	38.08
(c) Other Current Liabilities	6,378.06	1,538.78
(d) Current Tax Liabilities (Net)	98.73	-
<b>Total Current Liabilities</b>	<b>38,724.56</b>	<b>44,745.97</b>
<b>Total Equity And Liabilities</b>	<b>80,988.76</b>	<b>86,367.57</b>

For and on behalf of the Board of Directors of  
Shakti Pumps (India) Limited

Place: Pithampur  
Date: November 11, 2022

  
Dinesh Patidar  
Managing Director  
DIN:00549552



SHAKTI PUMPS (INDIA) LTD.  
CIN : L29120MP1995PLC009327

CONSOLIDATED CASH FLOW STATEMENT FOR THE PERIOD ENDED SEPTEMBER 30, 2022

(Rs. in Lacs, unless otherwise stated)

Particulars	For the Period Ended September 30, 2022		For the Period Ended September 30, 2021	
<b>A CASH FLOW FROM OPERATING ACTIVITIES</b>				
Net Profit & loss before tax as per profit & Loss Account		1,445.43		3,349.64
Adjusted For :				
Depreciation and Amortisation Expense	938.77		937.65	
Interest Income	(30.97)		(52.14)	
Interest Expenses	774.57		467.55	
Provision for Doubtful Debts	5.21		-	
Re-measurement (gains) / loss on defined benefit plans	(7.71)		(12.00)	
Unrealised exchange (gain)/loss (net)	214.24		126.06	
Profit /Loss on sale of property, plant and equipment (net)	(0.45)		1.76	
		1,893.65		1,468.89
<b>Operating Profit Before Working Capital Changes</b>		<b>3,339.08</b>		<b>4,818.52</b>
Adjusted For :				
(Increase)/Decrease in Trade and Other Receivables	8,933.49		(10,414.77)	
(Increase)/Decrease in Inventories	(3,535.17)		(5,349.58)	
Increase/(Decrease) in Trade and other payables	(7,745.93)		10,113.00	
		(2,347.60)		(5,651.35)
<b>Net Cash Flow From Operating Activities</b>		<b>991.48</b>		<b>(832.83)</b>
Income taxes (paid)/refund (net)	(1,174.91)		(1,418.55)	
		(1,174.91)		(1,418.55)
<b>Net Cash Flow From/(Used In) Operating Activities (A)</b>		<b>(183.43)</b>		<b>(2,251.37)</b>
<b>B CASH FLOW FROM INVESTING ACTIVITIES</b>				
Purchase of Property, Plant and Equipment	(812.13)		(316.85)	
Purchase of Intangible Assets	(15.73)		(45.03)	
Movement in Capital Work-in-Progress	(2.62)		(143.02)	
Sale of Fixed Assets	-		10.83	
Movement in Advance for Capital Goods	(37.40)		3.40	
Interest Received	92.66		53.36	
(Deposits)/Redemption with banks	242.81		(172.29)	
<b>Net Cash Flow From/(Used In) Investing Activities (B)</b>		<b>(532.40)</b>		<b>(609.61)</b>
<b>C CASH FLOW FROM FINANCING ACTIVITIES</b>				
Repayment of Long term borrowings	(513.79)		(487.94)	
Proceeds/(Repayment) from Short Term Borrowings (Net)	1,936.49		4,136.17	
Dividend Paid including tax thereon	(367.60)		(1,470.41)	
Interest Paid	(790.33)		(450.31)	
<b>Net Cash Flow From/(Used In) Financing Activities (C)</b>		<b>264.76</b>		<b>1,727.52</b>
<b>Net Change in Cash &amp; Cash Equivalents (A+B+C)</b>		<b>(451.06)</b>		<b>(1,133.47)</b>
Cash & Cash Equivalents at the beginning of the year		3,124.99		2,157.43
<b>Cash &amp; Cash Equivalents at the end of the period</b>		<b>2,673.93</b>		<b>1,023.96</b>

Note : 1. Figures in brackets represent Cash Outflow

2. Cash and Cash Equivalents comprise of :

Particulars	As at Sept. 30, 2022	As at Sep 30, 2021
Cash in Hand	1.61	4.28
Balance with Scheduled Banks	1,453.76	615.48
Fixed Deposit with Maturity Less than three months	1,218.56	404.21
<b>Total</b>	<b>2,673.93</b>	<b>1,023.96</b>

For and on behalf of the Board of Directors of  
Shakti Pumps (India) Limited

*Dinesh*

Dinesh Patidar  
Managing Director  
DIN:00549552



Place: Pithampur  
Date: November 11, 2022

# SHAKTI PUMPS [INDIA] LIMITED

Regd. Office: Plot No. 401,402 &413, Sector-III, Industrial Area, Pithampur , Distt. Dhar (M.P.) - 454774  
CIN: L29120MP1995PLC009327

## Information about Operating Segments:

Particular	(Rs. in Lacs, unless otherwise stated)					
	Quarter ended on 30.09.2022	Quarter ended on 30.06.2022	Quarter ended on 30.09.2021	Half Yearly ended on 30.09.2022	Half Yearly ended on 30.09.2021	Year ended on 31.03.2022
	Unaudited	Unaudited	Unaudited	Unaudited	Unaudited	Audited
<b>1. Segment Revenue</b>						
India	23,051.24	27,652.33	41,071.02	50,703.57	57,724.38	1,28,937.21
Overseas	3,663.12	2,533.91	2,649.00	6,197.03	5,063.33	11,552.11
<b>Total Segment Revenue</b>	<b>26,714.36</b>	<b>30,186.24</b>	<b>43,720.02</b>	<b>56,900.59</b>	<b>62,787.71</b>	<b>1,40,489.32</b>
Inter segment sales	(5,009.81)	(4,630.77)	(6,743.15)	(9,640.57)	(10,055.00)	(22,021.67)
<b>Income from operations</b>	<b>21,704.55</b>	<b>25,555.47</b>	<b>36,976.87</b>	<b>47,260.02</b>	<b>52,732.72</b>	<b>1,18,467.65</b>
<b>2. Segment Results</b>						
<b>Profit/(loss) before finance costs, Exceptional Items &amp; Tax</b>						
India	550.48	1,559.15	2,751.63	2,109.63	3,509.93	8,706.25
Overseas	294.07	215.58	279.82	509.65	441.73	1,095.57
<b>Total</b>	<b>844.55</b>	<b>1,774.73</b>	<b>3,031.45</b>	<b>2,619.28</b>	<b>3,951.66</b>	<b>9,801.82</b>
Less: Finance Cost	573.32	600.53	330.48	1,173.85	602.02	1,567.62
<b>Profit before exceptional items &amp; tax</b>	<b>271.23</b>	<b>1,174.20</b>	<b>2,700.97</b>	<b>1,445.43</b>	<b>3,349.64</b>	<b>8,234.20</b>
Exceptional Items	-	-	-	-	-	-
<b>Profit before Tax</b>	<b>271.23</b>	<b>1,174.20</b>	<b>2,700.97</b>	<b>1,445.43</b>	<b>3,349.64</b>	<b>8,234.20</b>
<b>3. Capital Employed (Segment Assets)</b>						
India	75,094.44	87,407.04	76,755.51	75,094.44	76,755.51	80,691.66
Overseas	5,894.33	5,460.28	4,869.36	5,894.33	4,869.36	5,675.91
<b>Total Segment Assets</b>	<b>80,988.77</b>	<b>92,867.32</b>	<b>81,624.87</b>	<b>80,988.76</b>	<b>81,624.87</b>	<b>86,367.57</b>
<b>(Segment Liabilities)</b>						
India	39,968.39	51,861.73	45,209.74	39,968.39	45,209.74	45,853.53
Overseas	798.13	695.64	900.79	798.13	900.79	1,196.37
<b>Total Segment Liabilities</b>	<b>40,766.52</b>	<b>52,557.37</b>	<b>46,110.53</b>	<b>40,766.52</b>	<b>46,110.53</b>	<b>47,049.90</b>
<b>Net Capital Employed (Segment Assets-Segment Liabilities)</b>						
India	35,126.05	35,545.31	31,545.77	35,126.05	31,545.77	34,838.13
Overseas	5,096.19	4,764.64	3,968.57	5,096.19	3,968.57	4,479.54
<b>Total Capital Employed</b>	<b>40,222.24</b>	<b>40,309.95</b>	<b>35,514.34</b>	<b>40,222.24</b>	<b>35,514.34</b>	<b>39,317.67</b>

\* Figures for the corresponding previous periods have been regrouped/rearranged, wherever necessary.

For Shakti Pumps (India) Limited

*Dinesh*

Dinesh Patidar  
Managing Directors  
(DIN 00549552)



Place: Pithampur  
Date: November 11, 2022

# PGS & Associates

## Chartered Accountants

301, Laxmi Krupa, 3rd Lokmanya Tilak Colony Road, Near Yogi Sabhagruh, Dadar (East), Mumbai 400014

Tele ✪ 24133171 ✪ 24182121 ✪ E-mail: premal@pgsca.in

### INDEPENDENT AUDITOR'S REVIEW REPORT ON UNAUDITED CONSOLIDATED FINANCIAL RESULTS OF SHAKTI PUMPS (INDIA) LIMITED FOR THE QUARTER AND HALF YEAR ENDED SEPTEMBER 30, 2022.

To,  
The Board of Directors,  
SHAKTI PUMPS (INDIA) LIMITED

1. We have reviewed the accompanying Statement of Unaudited Consolidated Financial Results of Shakti Pumps (India) Limited ("the Parent") and its subsidiaries (the Parent and its subsidiaries together referred to as "the Group") for the quarter ended September 30, 2022 and for the period April 1, 2022 to September 30, 2022 ("the Statement") being submitted by the Parent pursuant to the requirement of Regulation 33 of the SEBI (Listing Obligations and Disclosure Requirements) Regulations, 2015, as amended.
2. This Statement, which is the responsibility of the Parent's Management and approved by the Parent's Board of Directors, has been prepared in accordance with the recognition and measurement principles laid down in the Indian Accounting Standard 34 "Interim Financial Reporting" ("Ind AS 34"), prescribed under Section 133 of the Companies Act, 2013 read with relevant rules issued thereunder and other accounting principles generally accepted in India. Our responsibility is to express a conclusion on the Statement based on our review.
3. We conducted our review of the Statement in accordance with the Standard on Review Engagements (SRE) 2410 "Review of Interim Financial Information Performed by the Independent Auditor of the Entity", issued by the Institute of Chartered Accountants of India (ICAI). A review of interim financial information consists of making inquiries, primarily of Parent's personnel responsible for financial and accounting matters and applying analytical and other review procedures. A review is substantially less in scope than an audit conducted in accordance with Standards on Auditing specified under Section 143(10) of the Companies Act, 2013 and consequently does not enable us to obtain assurance that we would become aware of all significant matters that might be identified in an audit. Accordingly, we do not express an audit opinion.

We also performed procedures in accordance with the circular issued by the SEBI under Regulation 33(8) of the SEBI (Listing Obligations and Disclosure Requirements) Regulations, 2015, as amended, to the extent applicable.

4. The Statement includes the results of the following entities:
  - i. Shakti Energy Solutions Pvt. Ltd.
  - ii. Shakti Green Industries Pvt. Ltd
  - iii. Shakti Pumps FZE, UAE.
  - iv. Shakti Pumps U.S.A, LLC.
  - v. Shakti Pumps (Bangladesh) Limited.
  - vi. Shakti Pumps (Shanghai) Ltd.
5. Based on our review conducted and procedures performed as stated in paragraph 3 above and based on the consideration of the review reports of the other auditors referred to in paragraph 6 below, nothing has



# PGS & Associates

## Chartered Accountants

come to our attention that causes us to believe that the accompanying Statement, prepared in accordance with the recognition and measurement principles laid down in the aforesaid Indian Accounting Standard and other accounting principles generally accepted in India, has not disclosed the information required to be disclosed in terms of Regulation 33 of the SEBI (Listing Obligations and Disclosure Requirements) Regulations, 2015, as amended, including the manner in which it is to be disclosed, or that it contains any material misstatement.

6. We did not review the interim financial results of 5 subsidiaries included in the unaudited consolidated financial results, whose interim financial results reflect total assets of Rs. 10,937.73 lacs as at September 30, 2022 total revenues of Rs. 5,669.62 lacs and 12,065.97 lacs, total net profit after tax of Rs. 301.12 lacs and 484.76 lacs and total comprehensive income of Rs. 393.05 lacs and 699.09 lacs for the quarter ended September 30, 2022, and period from 01 April 2022 to September 30, 2022, respectively and cash flows (net) (116.49) lacs for the period from April 01, 2022, to September 30, 2022, as considered in the Statement. These interim financial results have been reviewed by other auditors whose reports have been furnished to us by the Management and our conclusion on the Statement, in so far as it relates to the amounts and disclosures included in respect of these subsidiaries is based solely on the reports of the other auditors and the procedures performed by us as stated in paragraph 3 above.

Our conclusion on the Statement is not modified in respect of this matter.

**For PGS & Associates**

Chartered Accountants

Firm Registration Number: 122384W

*PHGandhi*

(Premal Gandhi)

Partner

Membership Number: 111592

UDIN: 22111592BCVADF3405

Place: Mumbai

Date: November 11, 2022



# SHAKTI PUMPS [INDIA] LIMITED

Regd. Office: Plot No. 401,402 &413, Sector-III, Industrial Area, Pithampur , Distt. Dhar (M.P.) - 454774  
CIN: L29120MP1995PLC009327

Statement of Standalone Financial Results for the Quarter and Half Year ended on September 30, 2022

(Rs. in Lacs, unless otherwise stated)

S.No	Particulars	Quarter ended on			Half Yearly		Year ended on
		September 30, 2022	June 30, 2022	September 30, 2021	September 30, 2022	September 30, 2021	March 31, 2022
		Unaudited	Unaudited	Unaudited	Unaudited	Unaudited	Audited
I	Revenue from operations	20,972.64	23,682.34	35,655.29	44,654.98	50,428.01	1,12,405.82
II	Other income	71.59	105.24	308.53	176.83	418.36	1,063.27
III	<b>Total revenue (I+II)</b>	<b>21,044.23</b>	<b>23,787.58</b>	<b>35,963.81</b>	<b>44,831.81</b>	<b>50,846.37</b>	<b>1,13,469.09</b>
IV	<b>Expenses</b>						
	Cost of materials consumed	16,151.28	20,830.31	29,892.20	36,981.59	43,143.04	92,564.95
	Purchase of Stock-in-Trade	-	-	-	-	-	-
	Changes in inventories of finished goods, stock-in-trade and work-in-progress	492.91	(2,442.90)	(1,098.80)	(1,949.99)	(3,067.19)	(4,145.46)
	Employee benefits expenses	1,293.71	1,256.60	1,328.57	2,550.31	2,482.17	4,936.16
	Finance costs	522.41	546.79	279.31	1,069.20	512.12	1,357.27
	Depreciation and amortisation expense	439.21	435.44	438.96	874.65	873.71	1,734.29
	Other expenses	2,075.81	2,163.90	2,834.28	4,239.71	4,349.35	10,154.76
	<b>Total expenses (IV)</b>	<b>20,975.33</b>	<b>22,790.14</b>	<b>33,674.52</b>	<b>43,765.47</b>	<b>48,293.20</b>	<b>1,06,601.97</b>
V	<b>Profit/(loss) before exceptional items and tax (III-IV)</b>	<b>68.90</b>	<b>997.44</b>	<b>2,289.29</b>	<b>1,066.34</b>	<b>2,553.17</b>	<b>6,867.12</b>
VI	<b>Exceptional Items</b>	-	-	-	-	-	-
VII	<b>Profit/ (loss) before tax(V-VI)</b>	<b>68.90</b>	<b>997.44</b>	<b>2,289.29</b>	<b>1,066.34</b>	<b>2,553.17</b>	<b>6,867.12</b>
VIII	<b>Tax expense:</b>						
	(1) Current tax	47.20	274.01	639.02	321.21	737.62	1,922.86
	(2) Short/Excess provision of Tax	-	-	-	-	-	(3.78)
	(3) Deferred tax	(33.79)	(21.83)	(256.43)	(55.62)	(527.52)	(611.36)
IX	<b>Profit/(loss) for the period (VII-VIII)</b>	<b>55.49</b>	<b>745.26</b>	<b>1,906.71</b>	<b>800.76</b>	<b>2,343.07</b>	<b>5,559.40</b>
X	<b>Other Comprehensive Income</b>	<b>(2.08)</b>	<b>(3.78)</b>	<b>(5.24)</b>	<b>(5.86)</b>	<b>(8.98)</b>	<b>(28.22)</b>
XI	<b>Total Comprehensive Income for the period (IX+X)</b> (Comprising Profit/(Loss) and Other comprehensive Income for the period)	<b>53.41</b>	<b>741.48</b>	<b>1,901.47</b>	<b>794.89</b>	<b>2,334.09</b>	<b>5,531.18</b>
XII	<b>Paid-up equity share capital</b> (Face value: Rs.10/- per share)	<b>1,838.02</b>	<b>1,838.02</b>	<b>1,838.02</b>	<b>1,838.02</b>	<b>1,838.02</b>	<b>1,838.02</b>
XIII	<b>Earnings per equity share (INR)</b>						
	(1) Basic	0.30	4.05	10.37	4.36	12.75	30.25
	(2) Diluted	0.30	4.05	10.37	4.36	12.75	30.25


**Notes:**

- \* The Company has only one operating segment namely, "Pump & Motors"
- \* The above results have been reviewed by the Audit Committee and approved by the Board of Directors at their respective meetings held on November 11, 2022.
- \* Figures for the corresponding previous period have been regrouped/rearranged, wherever necessary.

For Shakti Pumps (India) Limited

*(Signature)*

Dinesh Patidar  
Managing Directors  
(DIN 00549552)



Place: Pithampur  
Date: November 11, 2022



**SHAKTI PUMPS ( INDIA ) LIMITED**  
**CIN : L29120MP1995PLC009327**  
**STANDALONE BALANCE SHEET**  
**AS AT SEPTEMBER 30, 2022**


(Rs. in Lacs, unless otherwise)

Particulars	As at September 30, 2022	As at March 31, 2022
<b>I ASSETS</b>		
<b>1 Non - Current Assets</b>		
(a) Property, Plant and Equipment	11,104.19	11,607.14
(b) Capital Work-In-Progress	51.60	49.53
(c) Intangible Assets	460.89	463.09
(d) Intangible Assets Under Development	11.44	10.89
(e) Financial Assets		
(i) Investments	2,619.97	1,944.97
(ii) Other Financial Assets	210.38	243.79
(f) Non-Current Tax Assets (Net)	26.58	24.58
(g) Other Non-Current Assets	196.33	196.05
<b>Total Non-Current Assets</b>	<b>14,681.38</b>	<b>14,540.04</b>
<b>2 Current Assets</b>		
(a) Inventories	22,700.40	19,285.58
(b) Financial Assets		
(i) Trade Receivables	26,463.16	36,188.59
(ii) Cash and Cash Equivalents	2,486.83	2,821.40
(iii) Bank Balance Other than Above	1,071.37	1,168.99
(iv) Other Financial Assets	506.77	349.68
(c) Current Tax Assets (Net)	790.45	58.30
(d) Other Current Assets	6,473.09	5,978.15
<b>Total Current Assets</b>	<b>60,492.07</b>	<b>65,850.69</b>
<b>Total Assets</b>	<b>75,173.45</b>	<b>80,390.73</b>
<b>II EQUITY AND LIABILITIES</b>		
<b>Equity</b>		
(a) Equity Share Capital	1,838.02	1,838.02
(b) Other Equity	32,859.04	32,431.75
<b>Total Equity</b>	<b>34,697.06</b>	<b>34,269.77</b>
<b>Liabilities</b>		
<b>1 Non-Current Liabilities</b>		
(a) Financial Liabilities		
(i) Borrowings	365.37	487.87
(ii) Lease Liability	39.22	43.43
(b) Provisions	615.92	572.24
(c) Deferred Tax Liabilities (Net)	469.85	525.48
<b>Total Non-Current Liabilities</b>	<b>1,490.36</b>	<b>1,629.02</b>
<b>2 Current Liabilities</b>		
(a) Financial Liabilities		
(i) Borrowings	10,980.95	9,300.75
(ii) Lease Liability	5.49	5.49
(iii) Trade Payables		
- Dues of Micro and Small Enterprise	3,182.79	5,879.67
- Dues of Other than Micro and Small Enterprise	14,132.44	22,604.44
(iv) Other Financial Liabilities	3,715.46	4,927.58
(b) Provisions	53.66	37.89
(c) Other Current Liabilities	6,915.24	1,736.12
(d) Current Tax Liabilities (Net)	-	-
<b>Total Current Liabilities</b>	<b>38,986.03</b>	<b>44,491.94</b>
<b>Total Equity And Liabilities</b>	<b>75,173.45</b>	<b>80,390.73</b>

For and on behalf of the Board of Directors of  
Shakti Pumps (India) Limited

Place: Pithampur  
Date: November 11, 2022

*Imex*  
Dinesh Patidar  
Managing Director  
DIN:00549552



## STANDALONE CASH FLOW STATEMENT FOR THE PERIOD ENDED SEPTEMBER 30, 2022

(Rs. in Lacs, unless otherwise stated)

Particulars	For the Period Ended September 30, 2022		For the Period Ended September 30, 2021	
<b>A CASH FLOW FROM OPERATING ACTIVITIES</b>				
Net Profit & loss before tax as per profit & Loss Account		1,066.34		2,553.17
Adjusted For :				
Depreciation and Amortisation Expense	874.65		873.71	
Interest Income	(28.16)		(50.66)	
Dividend Income	-		(234.75)	
Interest Expenses	707.32		399.54	
Provision for Doubtful Debts	5.21		-	
Re-measurement (gains) / loss on defined benefit plans	(7.84)		(12.00)	
Unrealised Exchange (gains)/loss (net)	-		(15.53)	
(Profit) /Loss on sale of property, plant and equipment (net)	(0.45)		1.76	
		1,550.74		962.08
<b>Operating Profit Before Working Capital Changes</b>		<b>2,617.08</b>		<b>3,515.25</b>
Adjusted For :				
(Increase)/Decrease in Trade and Other Receivables	9,038.84		(10,113.19)	
(Increase)/Decrease in Inventories	(3,414.82)		(5,075.75)	
Increase/(Decrease) in Trade and other payables	(7,134.06)		10,141.78	
		(1,510.04)		(5,047.17)
<b>Net Cash Flow From Operating Activities</b>		<b>1,107.04</b>		<b>(1,531.92)</b>
Income taxes (paid)/refund (net)	(1,053.39)		(905.64)	
		(1,053.39)		(905.64)
<b>Net Cash Flow From/(Used In) Operating Activities (A)</b>		<b>53.64</b>		<b>(2,437.56)</b>
<b>B CASH FLOW FROM INVESTING ACTIVITIES</b>				
Purchase of Property, Plant and Equipment	(353.32)		(417.02)	
Purchase of Intangible Assets	(16.28)		(39.49)	
Sale of Fixed Assets	-		10.83	
Movement in Capital Work-in-Progress	(2.07)		(14.88)	
Movement in Advance for Capital Goods	(0.28)		3.63	
Disinvestment/(Investment) in Subsidiaries	(675.00)		-	
Interest Received	90.92		53.27	
Dividend Received	-		234.75	
(Deposits)/Redemption with banks	97.62		(79.04)	
<b>Net Cash Flow From/(Used In) Investing Activities (B)</b>		<b>(858.41)</b>		<b>(247.95)</b>
<b>C CASH FLOW FROM FINANCING ACTIVITIES</b>				
Repayment of Long Term Borrowings	(122.50)		(345.70)	
Proceeds/(Repayment) from Short Term Borrowings ( Net )	1,680.20		3,923.48	
Dividend Payable including tax thereon	(367.60)		(1,470.41)	
Interest Paid	(719.90)		(382.71)	
<b>Net Cash Flow From/(Used In) Financing Activities (C)</b>		<b>470.20</b>		<b>1,724.66</b>
<b>Net Change in Cash &amp; Cash Equivalents (A+B+C)</b>		<b>(334.56)</b>		<b>(960.84)</b>
Cash & Cash Equivalents at the beginning of the year		2,821.40		1,630.38
<b>Cash &amp; Cash Equivalents at the end of the period</b>		<b>2,486.83</b>		<b>669.55</b>

Note : 1. Figures in brackets represent Cash Outflow.

2. Cash and Cash Equivalents comprise of :

Particulars	As at Sept. 30, 2022	As at Sep 30, 2021
Cash in Hand	1.14	3.34
Balance with Scheduled Banks	1,312.13	262.00
Fixed Deposit with Maturity Less than three months	1,173.56	404.21
<b>Total</b>	<b>2,486.83</b>	<b>669.55</b>

For and on behalf of the Board of Directors of  
Shakti Pumps (India) Limited


Dinesh Patidar  
Managing Director  
DIN:00549552



Place: Pithampur

Date: November 11, 2022

# PGS & Associates

## Chartered Accountants

301, Laxmi Krupa, 3rd Lokmanya Tilak Colony Road, Near Yogi Sabhagruh, Dadar (East), Mumbai 400014  
Tele ✪ 24133171 ✪ 24182121 ✪ E-mail: premal@pgsca.in

---

### INDEPENDENT AUDITOR'S LIMITED REVIEW REPORT ON UNAUDITED STANDALONE FINANCIAL RESULTS OF SHAKTI PUMPS (INDIA) LIMITED FOR THE QUARTER AND HALF YEAR ENDED SEPTEMBER 30, 2022.

To,  
The Board of Directors,  
SHAKTI PUMPS (INDIA) LIMITED

1. We have reviewed the accompanying Statement of Unaudited Standalone Financial Results of Shakti Pumps (India) Limited ("the Company"), for the quarter ended September 30, 2022, and year to date from April 1, 2022, to 30 September 2022 ("the Statement"), being submitted by the Company pursuant to the requirement of Regulation 33 of the SEBI (Listing Obligations and Disclosure Requirements) Regulations, 2015, as amended.
2. This Statement, which is the responsibility of the Company's Management and approved by the Company's Board of Directors, has been prepared in accordance with the recognition and measurement principles laid down in the Indian Accounting Standard 34 "Interim Financial Reporting" ("Ind AS 34"), prescribed under Section 133 the Companies Act, 2013 read with relevant rules issued thereunder and other accounting principles generally accepted in India. Our responsibility is to issue a report on the Statement based on our review.
3. We conducted our review of the Statement in accordance with the Standard on Review Engagements (SRE) 2410 'Review of Interim Financial Information Performed by the Independent Auditor of the Entity', issued by the Institute of Chartered Accountants of India (ICAI). This Standard requires that we plan and perform the review to obtain moderate assurance as to whether the Statements are free from material misstatement. A review is limited primary to inquiries of company personnel and analytical procedures applied to financial data and thus provides less assurance than an audit. We have not performed an audit and, accordingly, we do not express an audit opinion.
4. Based on our review conducted as stated in paragraph 3 above, nothing has come to our attention that causes us to believe that the accompanying Statement of unaudited standalone financial results prepared in accordance with the applicable Indian Accounting Standard (Ind-AS) prescribed under section 133 of the Companies Act, 2013, read with relevant rules issued thereunder, and other recognized accounting practices and policies has not disclosed the information required to be disclosed in terms of Regulation 33 of the SEBI (Listing Obligations and Disclosure Requirements) Regulations, 2015, as amended, including the manner in which it is to be disclosed, or that it contains any material misstatement.



# PGS & Associates

Chartered Accountants

---

For PGS & Associates

Chartered Accountants

Firm Registration Number: 122384W

*Premal Gandhi*

(Premal Gandhi)

Partner

Membership Number: 111592

UDIN: 22111592BCUZNE8609

Place: Mumbai

Date: November 11,2022

