



**Gujarat Narmada Valley
Fertilizers & Chemicals Limited**

CIN : L24110GJ1976PLC002903

An ISO 9001, ISO 14001, ISO 45001 & ISO 50001 Certified Company

P.O Narmadanagar - 392015, Dist. Bharuch, Gujarat, India
Ph. (02642) 247001, 247002 Website: www.gnfc.in

NO.SEC/BD/SE/AFR/2021-22
May 10, 2022

FAX: 02642 – 247084
E-Mail : acshah@gnfc.in

Dy General Manager
Corporate Relationship Dept
BSE Ltd., 1st Floor, New Trading Ring,
Rotunda Bldg, PJ Towers,
Dalal Street, Fort
Mumbai-400 001

The Manager
Listing Department
National Stock Exchange of India Ltd.
Exchange Plaza, C-1, Block - "G",
Bandra-Kurla Complex, Bandra (E)
Mumbai – 400 051

Company Code: "500670"

Company Code: "GNFC EQ"

Sub.: Publication of Audited Financial Results (Standalone and Consolidated) for Fourth Quarter and Financial Year ended on 31.03.2022 in Newspapers - Compliance under Regulation 47 of the SEBI Listing Regulations, 2015.

Dear Sirs,

Pursuant to Regulation 47 of SEBI (Listing Obligations and Disclosure Requirements) Regulations, 2015, please find enclosed newspaper clippings of the advertisement regarding Audited Financial Results (Standalone and Consolidated) for Fourth Quarter and Financial Year ended on 31.03.2022 of the Company, approved by Board in its Meeting held on 9th May, 2022 in the following newspapers:

1. Vadodra Edition of "Sandesh"
2. Ahmedabad Edition of "The Indian Express" and
3. Ahmedabad Edition of "Business Standard"

The advertisement may also be accessed on the website of the Company www.gnfc.in.

We request you to kindly take note of the above.

Thanking you,

Yours faithfully,

For GUJARAT NARMADA VALLEY FERTILIZERS & CHEMICALS LTD

CS A C SHAH
COMPANY SECRETARY & GM (LEGAL)

ENCL: A: A:

A legacy of excellence in
"Chemicals, Fertilizers and Information Technology"

65% REVENUE
138% EBITDA
142% PBT
147% PAT

HIGHEST EVER FINANCIAL RESULTS 2021-22

EXTRACT OF AUDITED STANDALONE AND CONSOLIDATED FINANCIAL RESULTS FOR THE QUARTER AND YEAR ENDED ON MARCH 31, 2022

A) Standalone Financial Results		₹ Crores		
Sr. No.	Particulars	Quarter Ended		Year Ended
		31/03/2022 (Audited) (Refer note 3)	31/03/2021 (Audited) (Refer note 3)	31/03/2022 (Audited)
1	Total income from operations	2,772	1,733	8,642
2	Net Profit for the period (before tax, Exceptional and/or Extraordinary items)	871	450	2,298
3	Net Profit for the period before tax (after Exceptional and/or Extraordinary items)	871	450	2,298
4	Net Profit for the period after tax (after Exceptional and/or Extraordinary items)	643	309	1,704
5	Total Comprehensive Income for the period [Comprising Profit for the period (after tax) and Other Comprehensive Income (after tax)]	697	335	2,040
6	Equity Share Capital	155	155	155
7	Other equity (excluding Revaluation Reserve)			7,743
8	Earnings Per Share (of ₹ 10/- each) (not annualized) (for continuing operations)			
	(a) Basic: (₹)	41.39	19.88	109.62
	(b) Diluted: (₹)	41.39	19.88	109.62

B) Consolidated Financial Results		₹ Crores		
Sr. No.	Particulars	Quarter Ended		Year Ended
		31/03/2022 (Audited) (Refer note 3)	31/03/2021 (Audited) (Refer note 3)	31/03/2022 (Audited)
1	Total income from operations	2,772	1,733	8,642
2	Net Profit for the period (before tax, Exceptional and/or Extraordinary items)	871	450	2,298
3	Net Profit for the period before tax (after Exceptional and/or Extraordinary items)	871	450	2,298
4	Net Profit for the period after tax (after Exceptional and/or Extraordinary items)	643	311	1,710
5	Total Comprehensive Income for the period [Comprising Profit for the period (after tax) and Other Comprehensive Income (after tax)]	697	337	2,046
6	Equity Share Capital	155	155	155
7	Other equity (excluding Revaluation Reserve)			7,835
8	Earnings Per Share (of ₹ 10/- each) (not annualized) (for continuing operations)			
	(a) Basic: (₹)	41.38	19.98	110.05
	(b) Diluted: (₹)	41.38	19.98	110.05

Notes:

- The above is an extract of the detailed format of the Financial Results for the quarter and year ended on March 31, 2022 filed with the Stock Exchanges under Regulation 33 of the SEBI (Listing Obligations and Disclosure Requirements) Regulations, 2015. The full format of the Financial Results for the quarter and year ended on March 31, 2022 is available on the Stock Exchange websites (<http://www.nseindia.com> and <http://www.bseindia.com>) and on the Company's website (<http://www.gnfc.in>).
- The Board of Directors has recommended a dividend of ₹ 10 per equity share of ₹ 10 each (i.e. 100%) for the year ended March 31, 2022, subject to the approval of shareholders in ensuing Annual General Meeting.
- The figures of the current quarter ended March 31, 2022 and corresponding previous quarter ended March 31, 2021 are the balancing figures between audited figures in respect of the full financial year ended March 31, 2022 and March 31, 2021 and the unaudited published year to date figures upto December 31, 2021 and December 31, 2020, respectively being the date of the end of the third quarter of the respective financial year which were subjected to limited review.
- The above standalone and consolidated financial results have been reviewed by the Audit Committee at its meeting held on May 07, 2022 and approved by the Board of Directors at its meeting held on May 09, 2022.
- Figures in the results are rounded off to the nearest ₹ Crore, except Earnings Per Share.

Date : 09th May, 2022

Place : Gandhinagar

For and on behalf of the Board of Directors,

Pankaj Joshi, IAS
Managing Director

GUJARAT NARMADA VALLEY FERTILIZERS & CHEMICALS LIMITED


P.O. Narmadanagar - 392 015, Dist. Bharuch (Gujarat), India


An ISO 9001, ISO 14001, ISO 45001 & ISO 50001 Certified Company


CIN : L24110GJ1976PLC002903, Tele Fax No. : 02642-247084, website : www.gnfc.in; gnfcneem.in





A legacy of excellence in
"Chemicals, Fertilizers and Information Technology"






Information Technology



Chemicals

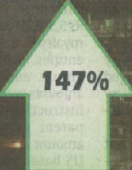

Fertilizers


Neem Project


65%
REVENUE


138%
EBITDA


142%
PBT


147%
PAT

HIGHEST EVER FINANCIAL RESULTS 2021-22

EXTRACT OF AUDITED STANDALONE AND CONSOLIDATED FINANCIAL RESULTS FOR THE QUARTER AND YEAR ENDED ON MARCH 31, 2022

A) Standalone Financial Results		₹ Crores		
Sr. No.	Particulars	Quarter Ended		Year Ended
		31/03/2022 (Audited) (Refer note 3)	31/03/2021 (Audited) (Refer note 3)	31/03/2022 (Audited)
1	Total income from operations	2,772	1,733	8,642
2	Net Profit for the period (before tax, Exceptional and/or Extraordinary items)	871	450	2,298
3	Net Profit for the period before tax (after Exceptional and/or Extraordinary items)	871	450	2,298
4	Net Profit for the period after tax (after Exceptional and/or Extraordinary items)	643	309	1,704
5	Total Comprehensive Income for the period [Comprising Profit for the period (after tax) and Other Comprehensive Income (after tax)]	697	335	2,040
6	Equity Share Capital	155	155	155
7	Other equity (excluding Revaluation Reserve)			7,743
8	Earnings Per Share (of ₹ 10/- each) (not annualized) (for continuing operations)			
	(a) Basic: (₹)	41.39	19.88	109.62
	(b) Diluted: (₹)	41.39	19.88	109.62

B) Consolidated Financial Results		₹ Crores		
Sr. No.	Particulars	Quarter Ended		Year Ended
		31/03/2022 (Audited) (Refer note 3)	31/03/2021 (Audited) (Refer note 3)	31/03/2022 (Audited)
1	Total income from operations	2,772	1,733	8,642
2	Net Profit for the period (before tax, Exceptional and/or Extraordinary items)	871	450	2,298
3	Net Profit for the period before tax (after Exceptional and/or Extraordinary items)	871	450	2,298
4	Net Profit for the period after tax (after Exceptional and/or Extraordinary items)	643	311	1,710
5	Total Comprehensive Income for the period [Comprising Profit for the period (after tax) and Other Comprehensive Income (after tax)]	697	337	2,046
6	Equity Share Capital	155	155	155
7	Other equity (excluding Revaluation Reserve)			7,835
8	Earnings Per Share (of ₹ 10/- each) (not annualized) (for continuing operations)			
	(a) Basic: (₹)	41.38	19.98	110.05
	(b) Diluted: (₹)	41.38	19.98	110.05

Notes:

- The above is an extract of the detailed format of the Financial Results for the quarter and year ended on March 31, 2022 filed with the Stock Exchanges under Regulation 33 of the SEBI (Listing Obligations and Disclosure Requirements) Regulations, 2015. The full format of the Financial Results for the quarter and year ended on March 31, 2022 is available on the Stock Exchange websites (<http://www.nseindia.com> and <http://www.bseindia.com>) and on the Company's website (<http://www.gnfc.in>).
- The Board of Directors has recommended a dividend of ₹ 10 per equity share of ₹ 10 each (i.e. 100 %) for the year ended March 31, 2022, subject to the approval of shareholders in ensuing Annual General Meeting.
- The figures of the current quarter ended March 31, 2022 and corresponding previous quarter ended March 31, 2021 are the balancing figures between audited figures in respect of the full financial year ended March 31, 2022 and March 31, 2021 and the unaudited published year to date figures upto December 31, 2021 and December 31, 2020, respectively being the date of the end of the third quarter of the respective financial year which were subjected to limited review.
- The above standalone and consolidated financial results have been reviewed by the Audit Committee at its meeting held on May 07, 2022 and approved by the Board of Directors at its meeting held on May 09, 2022.
- Figures in the results are rounded off to the nearest ₹ Crore, except Earnings Per Share.

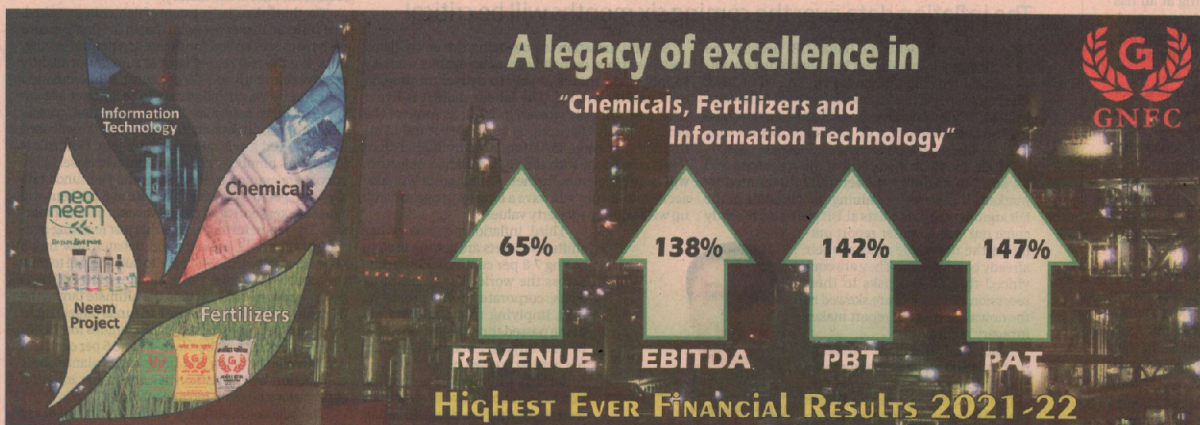
Date : 09th May, 2022
Place : Gandhinagar

For and on behalf of the Board of Directors,
Pankaj Joshi, IAS
Managing Director

GUJARAT NARMADA VALLEY FERTILIZERS & CHEMICALS LIMITED

P.O. Narmadanagar - 392 015, Dist. Bharuch (Gujarat), India
An ISO 9001, ISO 14001, ISO 45001 & ISO 50001 Certified Company
CIN : L24110GJ1976PLC002903, Tele Fax No. : 02642-247084, website : www.gnfc.in; gnfcneem.in





EXTRACT OF AUDITED STANDALONE AND CONSOLIDATED FINANCIAL RESULTS FOR THE QUARTER AND YEAR ENDED ON MARCH 31, 2022

A) Standalone Financial Results		₹ Crores		
Sr. No.	Particulars	Quarter Ended		Year Ended
		31/03/2022 (Audited) (Refer note 3)	31/03/2021 (Audited) (Refer note 3)	31/03/2022 (Audited)
1	Total income from operations	2,772	1,733	8,642
2	Net Profit for the period (before tax, Exceptional and/or Extraordinary items)	871	450	2,298
3	Net Profit for the period before tax (after Exceptional and/or Extraordinary items)	871	450	2,298
4	Net Profit for the period after tax (after Exceptional and/or Extraordinary items)	643	309	1,704
5	Total Comprehensive Income for the period [Comprising Profit for the period (after tax) and Other Comprehensive Income (after tax)]	697	335	2,040
6	Equity Share Capital	155	155	155
7	Other equity (excluding Revaluation Reserve)			7,743
8	Earnings Per Share (of ₹ 10/- each) (not annualized) (for continuing operations)			
	(a) Basic: (₹)	41.39	19.88	109.62
	(b) Diluted: (₹)	41.39	19.88	109.62

B) Consolidated Financial Results		₹ Crores		
Sr. No.	Particulars	Quarter Ended		Year Ended
		31/03/2022 (Audited) (Refer note 3)	31/03/2021 (Audited) (Refer note 3)	31/03/2022 (Audited)
1	Total income from operations	2,772	1,733	8,642
2	Net Profit for the period (before tax, Exceptional and/or Extraordinary items)	871	450	2,298
3	Net Profit for the period before tax (after Exceptional and/or Extraordinary items)	871	450	2,298
4	Net Profit for the period after tax (after Exceptional and/or Extraordinary items)	643	311	1,710
5	Total Comprehensive Income for the period [Comprising Profit for the period (after tax) and Other Comprehensive Income (after tax)]	697	337	2,046
6	Equity Share Capital	155	155	155
7	Other equity (excluding Revaluation Reserve)			7,835
8	Earnings Per Share (of ₹ 10/- each) (not annualized) (for continuing operations)			
	(a) Basic: (₹)	41.38	19.98	110.05
	(b) Diluted: (₹)	41.38	19.98	110.05

Notes:

- The above is an extract of the detailed format of the Financial Results for the quarter and year ended on March 31, 2022 filed with the Stock Exchanges under Regulation 33 of the SEBI (Listing Obligations and Disclosure Requirements) Regulations, 2015. The full format of the Financial Results for the quarter and year ended on March 31, 2022 is available on the Stock Exchange websites (<http://www.nseindia.com> and <http://www.bseindia.com>) and on the Company's website (<http://www.gnfc.in>).
- The Board of Directors has recommended a dividend of ₹ 10 per equity share of ₹ 10 each (i.e. 100 %) for the year ended March 31, 2022, subject to the approval of shareholders in ensuing Annual General Meeting.
- The figures of the current quarter ended March 31, 2022 and corresponding previous quarter ended March 31, 2021 are the balancing figures between audited figures in respect of the full financial year ended March 31, 2022 and March 31, 2021 and the unaudited published year to date figures upto December 31, 2021 and December 31, 2020, respectively being the date of the end of the third quarter of the respective financial year which were subjected to limited review.
- The above standalone and consolidated financial results have been reviewed by the Audit Committee at its meeting held on May 07, 2022 and approved by the Board of Directors at its meeting held on May 09, 2022.
- Figures in the results are rounded off to the nearest ₹ Crore, except Earnings Per Share.

Date : 09th May, 2022

Place : Gandhinagar

For and on behalf of the Board of Directors,

Pankaj Joshi, IAS
Managing Director

GUJARAT NARMADA VALLEY FERTILIZERS & CHEMICALS LIMITED

P.O. Narmadanagar - 392 015, Dist. Bharuch (Gujarat), India

An ISO 9001, ISO 14001, ISO 45001 & ISO 50001 Certified Company

CIN : L24110GJ1976PLC002903, Tele Fax No. : 02642-247084, website : www.gnfc.in; gnfneem.in

