



MAYUR UNIQUOTERS LIMITED

Manufacturers of Artificial Leather/PVC Vinyl

Ref: MUL/SEC/2021-22/135

Date: November 11, 2022

To,

BSE Limited
Phirozee Jeejeebhoy Towers,
Dalal Street,
Mumbai-400001
(Maharashtra)
(Scrip Code: BSE- 522249)

National Stock Exchange of India Ltd
Exchange Plaza, 5thFloor, Plot No. C/1,
G-Block, Bandra-Kurla Complex,
Bandra (East), Mumbai-400 051
(Maharashtra)
(Trading Symbol: MAYURUNIQ)

Sub: Outcome of Board Meeting held on Friday, November 11, 2022 pursuant to Regulation 30 of the Securities and Exchange Board of India (Listing Obligations and Disclosure Requirements) Regulations, 2015 ("Listing Regulations").

Dear Sir/ Madam,

This is to inform you that the Board of Directors of the Company at their meeting held on Friday, November 11, 2022 at the registered office of the Company situated at Village: Jaitpura, Jaipur-Sikar Road, Tehsil: Chomu, District: Jaipur -303704, Rajasthan, inter alia, approved the Un-Audited Standalone and Consolidated Financial Results of the Company for the quarter and half year ended on September 30, 2022 along with a Statement of Assets and Liabilities as on September 30, 2022 and Cash Flow Statement for the half year ended on September 30, 2022 and took on record the Limited Review Report thereon (Copy is enclosed herewith).

Further, the extract of Unaudited Standalone and Consolidated Financial Results would also be publishing in the newspapers in compliance with Regulation 47 of the "Listing Regulations".

The Board Meeting commenced at 02:30 P.M. and concluded at 03:50 P.M.

Also, pursuant to the Code of Conduct framed under the SEBI (Prohibition of Insider Trading) Regulations, 2015, 'Trading Window' for all Directors, Promoters, Connected Persons and Designated Persons of the Company, for trading in the shares of the Company will be opened from November 14, 2022 onwards.

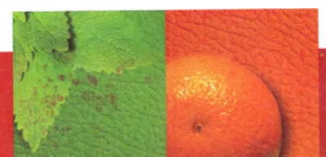
You are kindly requested to take the same on record.

Thanking You,
For Mayur Uniquoters Limited



Pawan Kumawat
Company Secretary and Compliance Officer
M. No. – ACS 25377
Enclosure: As above

A Texture For Every Idea



Correspondance Address:


28, 4th Floor, Lakshmi Complex, MI Road, Jaipur-302001 (Rajasthan) India • Tel: +91-141-2361132 • Fax: +91-141-2365423
Regd. Office & Works: Village Jaitpura, Jaipur-Sikar Road, Jaipur-303704 (Rajasthan) India • Tel: +91-1423-224001 • Fax: +91-1423-224420
Email: info@mayur.biz • www.mayuruniquoters.com

Walker Chandiook & Co LLP
21st Floor, DLF Square
Jacaranda Marg, DLF Phase II
Gurugram – 122 002
India
T +91 124 4628099
F +91 124 4628001

Independent Auditor's Review Report on Standalone Unaudited Quarterly Financial Results and Year to Date Results of the Company pursuant to the Regulation 33 of the SEBI (Listing Obligations and Disclosure Requirements) Regulations, 2015 (as amended)

To the Board of Directors of Mayur Uniquoters Limited

1. We have reviewed the accompanying statement of standalone unaudited financial results ('the Statement') of Mayur Uniquoters Limited ('the Company') for the quarter ended 30 September 2022 and the year to date results for the period 1 April 2022 to 30 September 2022, being submitted by the Company pursuant to the requirements of Regulation 33 of the SEBI (Listing Obligations and Disclosure Requirements) Regulations, 2015 (as amended) ('Listing Regulations').
2. The Statement, which is the responsibility of the Company's management and approved by the Company's Board of Directors, has been prepared in accordance with the recognition and measurement principles laid down in Indian Accounting Standard 34, Interim Financial Reporting ('Ind AS 34'), prescribed under section 133 of the Companies Act, 2013 ('the Act'), and other accounting principles generally accepted in India and is in compliance with the presentation and disclosure requirements of Regulation 33 of the Listing Regulations. Our responsibility is to express a conclusion on the Statement based on our review.
3. We conducted our review of the Statement in accordance with the Standard on Review Engagements (SRE) 2410, Review of Interim Financial Information Performed by the Independent Auditor of the Entity, issued by the Institute of Chartered Accountants of India. A review of interim financial information consists of making inquiries, primarily of persons responsible for financial and accounting matters, and applying analytical and other review procedures. A review is substantially less in scope than an audit conducted in accordance with the Standards on Auditing specified under section 143(10) of the Act, and consequently, does not enable us to obtain assurance that we would become aware of all significant matters that might be identified in an audit. Accordingly, we do not express an audit opinion.



Walker ChandioK &Co LLP


Independent Auditor's Review Report on Standalone Unaudited Quarterly Financial Results and Year to Date Results of the Company pursuant to the Regulation 33 of the SEBI (Listing Obligations and Disclosure Requirements) Regulations, 2015 (as amended) (Cont'd)

4. Based on our review conducted as above nothing has come to our attention that causes us to believe that the accompanying Statement, prepared in accordance with the recognition and measurement principles laid down in Ind AS 34, prescribed under section 133 of the Act, and other accounting principles generally accepted in India, has not disclosed the information required to be disclosed in accordance with the requirements of Regulation 33 of the SEBI (Listing Obligations and Disclosure Requirements) Regulations, 2015 (as amended), including the manner in which it is to be disclosed, or that it contains any material misstatement.
5. The review of standalone unaudited quarterly and year-to-date financial results for the period ended 30 September 2021 and audit of standalone financial results for the year ended 31 March 2022 included in the Statement was carried out and reported by Price Waterhouse Chartered Accountants LLP who have expressed unmodified conclusion vide their review report dated 11 November 2021 and unmodified opinion vide their audit report dated 30 May 2022, respectively, whose reports have been furnished to us and which have been relied upon by us for the purpose of our review of the Statement. Our conclusion is not modified in respect of this matter.

For Walker ChandioK & Co LLP

Chartered Accountants

Firm Registration No: 001076N/N500013



Tarun Gupta

Partner

Membership No. 507892

UDIN: 22507892BCUDNX7893



Place: Jaipur

Date: 11 November 2022

**Mayur Uniquoters Limited**

Regd. Office and Works: Jaipur Sikar Road, Village Jaitpura, Tehsil-Chomu, Distt. Jaipur-303 704 (Raj.) India

Tel. No. 91-1423-224001; Fax: 91-1423-224420, CIN :- L18101RJ1992PLC006952

Website:- www.mayuruniquoters.com; Email:- secr@mayur.biz

Statement of standalone unaudited financial results for the quarter and half year ended 30 September 2022*(INR in lakhs, except per share data, unless otherwise stated)*

S. No.	Particulars	Standalone					
		Quarter ended			Half year ended		Year ended
		30 September 2022 (Unaudited)	30 June 2022 (Unaudited)	30 September 2021 (Unaudited)	30 September 2022 (Unaudited)	30 September 2021 (Unaudited)	31 March 2022 (Audited)
1	Income						
	a) Revenue from operations	19,450.94	20,093.38	18,772.26	39,544.32	31,467.04	63,095.25
	b) Other income	445.57	451.60	425.28	897.17	1,002.95	2,034.57
	Total income (a+b)	19,896.51	20,544.98	19,197.54	40,441.49	32,469.99	65,129.82
2	Expenses						
	a) Cost of materials consumed	12,450.90	12,692.19	12,509.42	25,143.09	20,395.41	40,283.62
	b) Changes in inventories of finished goods and work-in-progress	(58.29)	(180.76)	(397.15)	(239.05)	(774.04)	(729.54)
	c) Employee benefits expense	974.54	888.17	1,017.70	1,862.71	2,007.75	3,861.25
	d) Finance costs	46.21	33.04	56.58	79.25	119.52	227.94
	e) Depreciation and amortisation expense	509.49	511.55	520.91	1,021.04	1,026.55	2,043.94
	f) Other expenses	2,726.58	3,005.61	2,187.65	5,732.19	4,017.55	8,319.74
	Total expenses	16,649.43	16,949.80	15,895.11	33,599.23	26,792.74	54,006.95
3	Profit before tax (1 - 2)	3,247.08	3,595.18	3,302.43	6,842.26	5,677.25	11,122.87
4	Tax expenses						
	a) Current tax	798.90	901.10	822.00	1,700.00	1,420.00	2,691.00
	b) Tax relating to earlier periods	(142.70)	(180.63)	-	(323.33)	-	-
	c) Deferred tax	51.56	10.20	(13.53)	61.76	(45.21)	(2.09)
	Total tax expense	707.76	730.67	808.47	1,438.43	1,374.79	2,688.91
5	Net profit for the period (3 - 4)	2,539.32	2,864.51	2,493.96	5,403.83	4,302.46	8,433.96
6	Other comprehensive income						
	a) Items that will not be reclassified to profit or loss, net of tax	7.25	7.25	9.21	14.50	18.42	28.99
	b) Items that will be reclassified to profit or loss, net of tax	-	-	12.41	-	24.43	-
	Total other comprehensive income for the period	7.25	7.25	21.62	14.50	42.85	28.99
7	Total comprehensive income for the period (5 + 6)	2,546.57	2,871.76	2,515.58	5,418.33	4,345.31	8,462.95
8	Paid-up equity share capital (Face value of INR 5.00/- each)	2,197.63	2,197.63	2,228.88	2,197.63	2,228.88	2,228.88
9	Other equity	-	-	-	-	-	68,680.89
10	Earnings per equity share (EPS) of face value of INR 5.00 each (not annualised) :						
	a) Basic EPS (in INR)	5.78	6.50	5.59	12.28	9.65	18.92
	b) Diluted EPS (in INR)	5.78	6.50	5.59	12.28	9.65	18.92

*Handwritten signature**Handwritten mark*

**Mayur Uniquoters Limited**

Regd. Office and Works: Jaipur Sikar Road, Village Jaitpura, Tehsil-Chomu, Distt. Jaipur-303 704 (Raj.) India

Tel. No. 91-1423-224001; Fax: 91-1423-224420, CIN :- L18101RJ1992PLC006952

Website:- www.mayuruniquoters.com; Email:- secr@mayur.biz

Statement of standalone unaudited financial results for the quarter and half year ended 30 September 2022*(INR in lakhs, except per share data, unless otherwise stated)***Statement of Standalone Assets and Liabilities**

Particulars	Standalone	
	As at 30 September 2022 (Unaudited)	As at 31 March 2022 (Audited)
ASSETS		
Non-current assets		
Property, plant and equipment	21,374.75	20,974.79
Right-of-use assets	962.73	967.93
Capital work-in-progress	2,233.65	1,183.43
Intangible assets	19.68	20.19
Investment in subsidiary	1,192.86	692.86
Financial assets		
(i) Investments	5,016.86	5,537.43
(ii) Other financial assets	215.21	447.60
Other non-current assets	53.43	783.11
Non-current tax assets (net)	42.27	42.27
Total non-current assets	31,111.44	30,649.61
Current assets		
Inventories	15,703.16	18,309.09
Financial assets		
(i) Investments	8,756.36	9,819.45
(ii) Trade receivables	20,556.76	15,621.95
(iii) Cash and cash equivalents	1,652.41	2,531.15
(iv) Bank balances other than (iii) above	363.42	166.41
(v) Other financial assets	334.10	287.88
Other current assets	3,303.08	4,651.33
Total Current Assets	50,669.29	51,387.26
Total Assets	81,780.73	82,036.87
EQUITY AND LIABILITIES		
EQUITY		
Equity share capital	2,197.64	2,228.88
Other equity	68,242.52	68,680.89
Total equity	70,440.16	70,909.77
LIABILITIES		
Non-current liabilities		
Financial liabilities		
(i) Borrowings	1,949.01	1,994.12
(ii) Lease liabilities	158.25	158.25
(iii) Other financial liabilities	2.00	-
Provisions	108.99	105.46
Deferred tax liabilities (net)	503.71	437.08
Total non-current liabilities	2,721.96	2,694.91
Current liabilities		
Financial liabilities		
(i) Borrowings	990.29	894.28
(ii) Lease liabilities	*	*
(iii) Trade payables		
-total outstanding dues to micro enterprises and small enterprises	202.08	234.75
-total outstanding dues to creditors other than micro enterprises and small enterprises	5,045.40	4,736.82
(iv) Other financial liabilities	1,522.10	1,507.46
Other current liabilities	205.81	254.59
Provisions	117.62	113.15
Current-tax liabilities (net)	535.31	691.14
Total current liabilities	8,618.61	8,432.19
Total liabilities	11,340.57	11,127.10
Total equity and liabilities	81,780.73	82,036.87

* Amount below rounding off norms adopted by the Company

*Secd**K*

**Mayur Uniquoters Limited**

Regd. Office and Works: Jaipur Sikar Road, Village Jaitpura, Tehsil-Chomu, Distt. Jaipur-303 704 (Raj.) India

Tel. No. 91-1423-224001; Fax: 91-1423-224420, CIN :- L18101RJ1992PLC006952

Website:- www.mayuruniquoters.com; Email:- secar@mayur.biz

Statement of standalone unaudited financial results for the quarter and half year ended 30 September 2022*(INR in lakhs, except per share data, unless otherwise stated)***Statement of Standalone Cash Flows**

Particulars	Standalone	
	Half year ended	
	30 September 2022	30 September 2021
	(Unaudited)	(Unaudited)
(A) CASH FLOW FROM OPERATING ACTIVITIES		
Profit before tax	6,842.26	5,677.25
Adjustments for:		
Depreciation and amortisation expense	1,021.04	1,026.55
Interest income	(185.40)	(307.04)
Finance costs	64.35	100.43
Net (gain)/loss on disposal of property, plant and equipment	(22.65)	(6.81)
Profit on sale of mutual funds (net)	(31.34)	(117.40)
Amortisation of government grants	-	(2.95)
Profit on maturity of investments	20.68	-
Changes in fair value of mutual funds and equity investments	(108.85)	(277.71)
Loss allowance-trade receivables	(10.86)	(2.51)
Loss allowance-other receivables	(21.79)	0.68
Trade receivable written off	47.87	-
Net foreign exchange differences (unrealised)	(261.62)	(112.27)
Dividend income	(19.96)	(19.93)
Operating profit before working capital changes	7,333.73	5,958.29
Adjustments for changes in:		
-trade receivables	(4,696.47)	(3,452.94)
-inventories	2,605.93	(3,129.77)
-other financial assets and other assets	1,531.79	(249.51)
-trade payables, other financial liabilities and other liabilities	297.06	1,164.51
Cash generated from operation	7,072.04	290.58
Income taxes paid	(1,532.50)	(1,676.94)
Net cash inflow from operating activities	5,539.54	(1,386.36)
(B) CASH FLOW FROM INVESTING ACTIVITIES		
Purchase / acquisition of property, plant and equipment and intangible assets	(1,762.96)	(2,171.10)
Proceeds from sale of property, plant and equipment	51.23	78.52
Investment in fixed deposits	(1,076.06)	(19.18)
Payment for purchase of investments in mutual funds	(5,644.74)	(2,029.90)
Proceeds from sale of investments in mutual funds	7,347.92	6,383.38
Investment in equity shares of subsidiary	(500.00)	-
Interest received	175.32	281.41
Dividend received	19.96	19.93
Net cash used in / generated from investing activities	(1,389.33)	2,543.06
(C) CASH FLOW FROM FINANCING ACTIVITIES		
Proceeds from non-current borrowings	476.50	1,294.20
Repayment of non-current borrowings	(425.59)	(1,266.29)
Net repayments of current borrowings	-	(925.00)
Principal payments of lease liability	-	*
Payment for buyback of shares	(5,008.90)	-
Interest paid	(64.35)	(100.43)
Dividend paid	(8.59)	(878.84)
Net cash used in financing activities	(5,030.93)	(1,876.36)
Net increase / (decrease) in cash and cash equivalents (A+B+C)	(880.72)	(719.66)
Cash and cash equivalents at the beginning of the year	2,531.15	1,766.09
Effects of exchange rate changes on cash and cash equivalents	1.98	4.51
Cash and cash equivalents at end of the half year	1,652.41	1,050.94

* Amount below rounding off norm adopted by the Company

*See**✓*



Mayur Uniquoters Limited

Regd. Office and Works: Jaipur Sikar Road, Village Jaitpura, Tehsil-Chomu, Distt. Jaipur-303 704 (Raj.) India

Tel. No. 91-1423-224001; Fax: 91-1423-224420, CIN :- L18101RJ1992PLC006952

Website:- www.mayuruniquoters.com; Email:- secr@mayur.biz

Statement of standalone unaudited financial results for the quarter and half year ended 30 September 2022

(INR in lakhs, except per share data, unless otherwise stated)

Notes to the statement of standalone unaudited financial results for the quarter and half year ended 30 September 2022 :

- 1 The above standalone financial results were reviewed by the Audit Committee and approved by the Board of Directors at their meeting held on 11 November 2022. Further, the limited review of financial results for the quarter ended 30 September 2022, in terms of Regulation 33 of SEBI (Listing Obligations & Disclosure Requirements) Regulations, 2015, as amended time to time, has been carried out by the statutory auditors of the Company.
- 2 This statement has been prepared in accordance with the Indian Accounting Standards (Ind AS) prescribed under Section 133 of the Companies Act, 2013 read with the relevant rules issued there under and other recognised accounting practices and policies to the extent applicable.
- 3 The Company operates in single reportable business segment "PU/PVC synthetic leather" in terms of Ind AS 108- Segment Reporting
- 4 The Board of Directors of the Company have approved buy back of 6,25,000 Equity shares of INR 5.00 each (fully paid-up) at a price of INR 650.00 per share aggregating to INR 4,062.50 lacs through a tender offer process on 24 March 2022, which has been completed on 19 April 2022.
- 5 The above results are also available on the Company's website <http://www.mayuruniquoters.com> and financial results under corporate section of www.bseindia.com and www.nseindia.com.

For and on behalf of the Board of Directors



Place : Jaipur

Date : 11 November 2022

S. K. Poddar

Suresh Kumar Poddar
(Chairman & Managing Director & CEO)
DIN -00022395

my

Walker Chandiook & Co LLP
21st Floor, DLF Square
Jacaranda Marg, DLF Phase II
Gurugram – 122 002
India
T +91 124 4628099
F +91 124 4628001

Independent Auditor's Review Report on Consolidated Unaudited Quarterly Financial Results and Year to Date Results of the Company pursuant to the Regulation 33 of the SEBI (Listing Obligations and Disclosure Requirements) Regulations, 2015 (as amended)

To the Board of Directors of Mayur Uniquoters Limited

1. We have reviewed the accompanying statement of consolidated unaudited financial results ('the Statement') of Mayur Uniquoters Limited ('the Holding Company') and its subsidiaries (the Holding Company and its subsidiaries together referred to as 'the Group'), (refer Annexure 1 for the list of subsidiaries included in the Statement) for the quarter ended 30 September 2022 and the consolidated year to date results for the period 1 April 2022 to 30 September 2022, being submitted by the Holding Company pursuant to the requirements of Regulation 33 of the SEBI (Listing Obligations and Disclosure Requirements) Regulations, 2015 (as amended) ('Listing Regulations').
2. This Statement, which is the responsibility of the Holding Company's management and approved by the Holding Company's Board of Directors, has been prepared in accordance with the recognition and measurement principles laid down in Indian Accounting Standard 34, Interim Financial Reporting ('Ind AS 34'), prescribed under section 133 of the Companies Act, 2013 ('the Act'), and other accounting principles generally accepted in India and is in compliance with the presentation and disclosure requirements of Regulation 33 of the Listing Regulations. Our responsibility is to express a conclusion on the Statement based on our review.
3. We conducted our review of the Statement in accordance with the Standard on Review Engagements (SRE) 2410, Review of Interim Financial Information Performed by the Independent Auditor of the Entity, issued by the Institute of Chartered Accountants of India. A review of interim financial information consists of making inquiries, primarily of persons responsible for financial and accounting matters, and applying analytical and other review procedures. A review is substantially less in scope than an audit conducted in accordance with the Standards on Auditing specified under section 143(10) of the Act, and consequently, does not enable us to obtain assurance that we would become aware of all significant matters that might be identified in an audit. Accordingly, we do not express an audit opinion.

We also performed procedures in accordance with the SEBI Circular CIR/CFD/CMD1/44/2019 dated 29 March 2019 issued by the SEBI under Regulation 33 (8) of the Listing Regulation, to the extent applicable.



Walker ChandioK & Co LLP

Independent Auditor's Review Report on Consolidated Unaudited Quarterly Financial Results and Year to Date Results of the Company pursuant to the Regulation 33 of the SEBI (Listing Obligations and Disclosure Requirements) Regulations, 2015 (as amended) (Cont'd)

4. Based on our review conducted and procedures performed as stated in paragraph 3 above and upon consideration of the review reports of other auditors referred to in paragraph 5 below, nothing has come to our attention that causes us to believe that the accompanying Statement, prepared in accordance with the recognition and measurement principles laid down in Ind AS 34, prescribed under section 133 of the Act, and other accounting principles generally accepted in India, has not disclosed the information required to be disclosed in accordance with the requirements of Regulation 33 of the SEBI (Listing Obligations and Disclosure Requirements) Regulations, 2015 (as amended), including the manner in which it is to be disclosed, or that it contains any material misstatement.
5. We did not review the interim financial information of four subsidiaries included in the Statement, whose financial information reflect total assets of ₹ 11,494.98 lakhs as at 30 September 2022, and total revenues of ₹ 3,566.62 lakhs and ₹ 7,334.93 lakhs, total net profit after tax of ₹ 207.17 lakhs and ₹ 503.69 lakhs, total comprehensive income of ₹ 253.44 lakhs and ₹ 635.23 lakhs, for the quarter and six-month period ended on 30 September 2022, respectively, and cash flows (net) of ₹ 686.24 lakhs for the period ended 30 September 2022, as considered in the Statement. These interim financial statements have been reviewed by other auditors whose review reports have been furnished to us by the management, and our conclusion in so far as it relates to the amounts and disclosures included in respect of these subsidiaries is based solely on the review reports of such other auditors and the procedures performed by us as stated in paragraph 3 above.

Our conclusion is not modified in respect of these matters with respect to our reliance on the work done by and the reports of the other auditors.

6. The review of consolidated unaudited quarterly and year-to-date financial results for the period ended 30 September 2021 and audit of consolidated financial results for the year ended 31 March 2022 included in the Statement was carried out and reported by Price Waterhouse Chartered Accountants LLP who have expressed unmodified conclusion vide their review report dated 11 November 2021 and unmodified opinion vide their audit report dated 30 May 2022, respectively, whose reports have been furnished to us and which have been relied upon by us for the purpose of our review of the Statement. Our conclusion is not modified in respect of this matter.


For Walker ChandioK & Co LLP
Chartered Accountants
Firm Registration No: 001076N/N500013

Tarun

Tarun Gupta
Partner
Membership No. 507892

UDIN: 22507892BCUDJR5179

Place: Jaipur
Date: 11 November 2022



Walker ChandioK & Co LLP

Independent Auditor's Review Report on Consolidated Unaudited Quarterly Financial Results and Year to Date Results of the Company pursuant to the Regulation 33 of the SEBI (Listing Obligations and Disclosure Requirements) Regulations, 2015 (as amended) (Cont'd)

Annexure 1

List of entities included in the Statement

Name of the Holding Company

Mayur Uniquoters Limited

Name of subsidiaries (wholly owned)

- a) Mayur Uniquoters Corporation, United States of America (USA)
- b) Futura Textiles Incorporation, USA (Step-down subsidiary of Mayur Uniquoters Corporation, USA)
- c) Mayur Uniquoters SA (PTY) Limited, South Africa
- d) Mayur Tecfab Private Limited, India (incorporated on 4 May 2022)





Mayur Uniquoters Limited

Regd. Office and Works: Jaipur Sikar Road, Village Jaitpura, Tehsil-Chomu, Distt. Jaipur-303 704 (Raj.) India

Tel. No. 91-1423-224001; Fax: 91-1423-224420, CIN :- L18101RJ1992PLC006952

Website:- www.mayuruniquoters.com; Email:- secr@mayur.biz

Statement of consolidated unaudited financial results for the quarter and half year ended 30 September 2022

(INR in lakhs, except per share data, unless otherwise stated)

S. No.	Particulars	Consolidated					
		Quarter ended			Half year ended		Year ended
		30 September 2022 (Unaudited)	30 June 2022 (Unaudited)	30 September 2021 (Unaudited)	30 September 2022 (Unaudited)	30 September 2021 (Unaudited)	31 March 2022 (Audited)
1	Income						
	a) Revenue from operations	20,405.51	20,044.32	19,602.23	40,449.83	31,416.92	65,646.14
	b) Other income	617.45	454.15	425.67	1,071.60	1,003.55	2,035.75
	Total income (a+b)	21,022.96	20,498.47	20,027.90	41,521.43	32,420.47	67,681.89
2	Expenses						
	a) Cost of materials consumed	12,450.90	12,692.19	12,509.42	25,143.09	20,395.41	40,283.62
	b) Changes in inventories of finished goods and work-in-progress	131.44	(542.75)	(700.83)	(411.31)	(1,739.89)	(1,145.53)
	c) Employee benefits expense	1,026.61	940.30	1,066.46	1,966.91	2,106.88	4,063.36
	d) Finance costs	52.15	36.80	58.46	88.95	126.07	240.17
	e) Depreciation and amortisation expense	510.84	512.43	521.38	1,023.27	1,027.49	2,045.73
	f) Other expenses	3,342.16	3,470.82	2,690.84	6,812.98	4,854.29	9,875.32
	Total expenses	17,514.10	17,109.79	16,145.73	34,623.89	26,770.25	55,362.67
3	Profit before tax (1 - 2)	3,508.86	3,388.68	3,882.17	6,897.54	5,650.22	12,319.22
4	Tax expenses						
	a) Current tax	863.94	982.84	848.85	1,846.78	1,455.20	2,853.58
	b) Tax relating to earlier periods	(130.69)	(180.63)	(1.54)	(311.32)	(1.54)	(1.55)
	c) Deferred tax	59.04	(123.19)	82.00	(64.15)	(156.55)	30.23
	Total tax expense	792.29	679.02	929.31	1,471.31	1,297.11	2,882.26
5	Net profit for the period (3 - 4)	2,716.57	2,709.66	2,952.86	5,426.23	4,353.11	9,436.96
6	Other comprehensive income						
	a) Items that will not be reclassified to profit or loss, net of tax	7.25	7.25	9.21	14.50	18.42	28.99
	b) Items that will be reclassified to profit or loss, net of tax	46.26	85.28	11.53	131.54	9.67	23.57
	Total other comprehensive income for the period	53.51	92.53	20.74	146.04	28.09	52.56
7	Total comprehensive income for the period (5 + 6)	2,770.08	2,802.19	2,973.60	5,572.27	4,381.20	9,489.52
8	Profit attributable to:						
	Owners of the Company	2,716.57	2,709.66	2,952.86	5,426.23	4,353.11	9,436.96
	Non-controlling interests	-	-	-	-	-	-
9	Other comprehensive income attributable to:						
	Owners of the Company	53.51	92.53	20.74	146.04	28.09	52.56
	Non-controlling interests	-	-	-	-	-	-
10	Total comprehensive income attributable to:						
	Owners of the Company	2,770.08	2,802.19	2,973.60	5,572.27	4,381.20	9,489.52
	Non-controlling interests	-	-	-	-	-	-
11	Paid-up equity share capital (Face value of INR 5.00/- each)	2,197.63	2,197.63	2,228.88	2,197.63	2,228.88	2,228.88
12	Other equity	-	-	-	-	-	68,486.60
13	Earnings per equity share (EPS) of face value of INR 5.00/- each (not annualised) :						
	a) Basic EPS (in INR)	6.18	6.15	6.62	12.33	9.77	21.17
	b) Diluted EPS (in INR)	6.18	6.15	6.62	12.33	9.77	21.17



**Mayur Uniquoters Limited**

Regd. Office and Works: Jaipur Sikar Road, Village Jaitpura, Tehsil-Chomu, Distt. Jaipur-303 704 (Raj.) India

Tel. No. 91-1423-224001; Fax: 91-1423-224420, CIN :- L18101RJ1992PLC006952

Website - www.mayuruniquoters.com; Email:- secr@mayur.biz

Statement of consolidated unaudited financial results for the quarter and half year ended 30 September 2022**Statement of Consolidated Assets and Liabilities***(INR in lakhs, except per share data, unless otherwise stated)*

Particulars	Consolidated	
	As at 30 September 2022 (Unaudited)	As at 31 March 2022 (Audited)
ASSETS		
Non-current assets		
Property, plant and equipment	21,423.59	20,987.10
Right-of-use assets	962.73	967.92
Capital work-in-progress	2,233.65	1,183.43
Intangible assets	19.68	20.19
Financial assets		
(i) Investments	5,016.86	5,537.43
(ii) Other financial assets	215.21	447.61
Deferred tax assets (net)	111.90	52.74
Non-current tax assets (net)	42.27	42.27
Other non-current assets	59.24	783.11
Total non-current assets	30,085.13	30,021.80
Current assets		
Inventories	20,133.45	22,210.64
Financial assets		
(i) Investments	8,756.36	9,819.45
(ii) Trade receivables	15,746.07	12,225.19
(iii) Cash and cash equivalents	2,610.17	2,802.68
(iv) Bank balances other than (iii) above	843.42	166.42
(v) Other financial assets	334.86	287.88
Other current assets	3,367.74	4,659.16
Total Current Assets	51,792.07	52,171.42
Total Assets	81,877.20	82,193.22
EQUITY AND LIABILITIES		
EQUITY		
Equity share capital	2,197.63	2,228.88
Other equity	68,202.28	68,486.70
Total equity	70,399.91	70,715.58
LIABILITIES		
Non-current liabilities		
Financial liabilities		
(i) Borrowings	1,949.01	1,994.12
(ii) Lease liabilities	158.25	158.25
(iii) Other financial liabilities	2.00	-
Provisions	108.99	105.46
Total non-current liabilities	2,218.25	2,257.83
Current liabilities		
Financial liabilities		
(i) Borrowings	990.29	907.30
(ii) Lease liabilities	*	*
(iii) Trade payables		
-total outstanding dues to micro enterprises and small enterprises	203.56	234.75
-total outstanding dues to creditors other than micro enterprises and small enterprises	5,479.38	5,261.65
(iv) Other financial liabilities	1,532.10	1,507.48
Other current liabilities	324.13	409.52
Provisions	117.62	113.15
Current tax liabilities (net)	611.96	785.96
Total current liabilities	9,259.04	9,219.81
Total liabilities	11,477.29	11,477.64
Total equity and liabilities	81,877.20	82,193.22

* Amount below rounding off norm adopted by the Group



Sub

m

**Mayur Uniquoters Limited**

Regd. Office and Works: Jaipur Sikar Road, Village Jaitpura, Tehsil-Chomu, Distt. Jaipur-303 704 (Raj.) India

Tel. No. 91-1423-224001; Fax: 91-1423-224420, CIN :- L18101RJ1992PLC006952

Website:- www.mayuruniquoters.com; Email:- secr@mayur.biz**Statement of consolidated unaudited financial results for the quarter and half year ended 30 September 2022****Statement of Consolidated Cash Flows**

(INR in lakhs, except per share data, unless otherwise stated)

Particulars	Consolidated	
	Half-year ended	
	30 September 2022	30 September 2021
	(Unaudited)	(Unaudited)
(A) CASH FLOW FROM OPERATING ACTIVITIES		
Profit before tax	6,897.54	5,650.22
Adjustments for:		
Depreciation and amortisation expense	1,023.27	1,027.49
Interest income	(185.40)	(307.04)
Finance costs	64.35	100.43
Net (gain)/loss on disposal of property, plant and equipment	(22.65)	(6.81)
Profit on sale of mutual funds (net)	(31.34)	(117.40)
Amortisation of government grants	-	(2.95)
Profit on maturity of investments	20.68	-
Changes in fair value of mutual funds and equity investments	(108.85)	(277.71)
Loss allowance-trade receivables	(10.86)	(2.51)
Loss allowance-other receivables	(21.79)	0.68
Trade receivable written off	47.87	-
Net foreign exchange differences (unrealised)	(131.70)	(128.18)
Dividend income	(19.96)	(19.93)
Operating profit before working capital changes	7,521.16	5,916.29
Adjustments for changes in:		
-trade receivables	(12,096.06)	(2,212.83)
-inventories	2,077.20	(4,142.28)
-other financial assets and other assets	1,468.40	(298.16)
-trade payables, other financial liabilities and other liabilities	8,994.60	1,207.62
Cash generated from operation	7,965.30	470.64
Income taxes paid	(1,708.60)	(1,743.34)
Net cash generated from/(used in) operating activities	6,256.70	(1,272.70)
(B) CASH FLOW FROM INVESTING ACTIVITIES		
Purchase / acquisition of property, plant and equipment and intangible assets	(1,800.87)	(2,171.10)
Proceeds from sale of property, plant and equipment	51.23	78.52
Net movement in other bank balances	(1,556.06)	(19.18)
Payment for purchase of investments in mutual funds	(5,644.74)	(2,029.90)
Proceeds from sale of investments in mutual funds	7,347.92	6,383.38
Interest received	175.32	281.41
Dividend received	19.97	19.93
Net cash (used in)/ generated from investing activities	(1,407.23)	2,543.06
(C) CASH FLOW FROM FINANCING ACTIVITIES		
Proceeds from non-current borrowings	476.50	1,294.20
Repayment of non-current borrowings	(438.61)	(1,266.29)
Net repayments of current borrowings	-	(925.00)
Principal payments of lease liability	-	*
Payment for buyback of shares	(5,008.90)	
Interest paid	(64.35)	(100.43)
Dividend paid	(8.59)	(878.84)
Net cash used in financing activities	(5,043.95)	(1,876.36)
Net decrease in cash and cash equivalents (A+B+C)	(194.48)	(606.00)
Cash and cash equivalents at the beginning of the year	2,802.67	1,923.97
Effects of exchange rate changes on cash and cash equivalents	1.98	4.51
Cash and cash equivalents at end of the half year	2,610.17	1,322.48

* Amount below rounding off norm adopted by the Group

*Handwritten signature**Handwritten mark*



Mayur Uniquoters Limited

Regd. Office and Works: Jaipur Sikar Road, Village Jaitpura, Tehsil-Chomu, Distt. Jaipur-303 704 (Raj.) India

Tel. No. 91-1423-224001; Fax: 91-1423-224420, CIN :- L18101RJ1992PLC006952

Website:- www.mayuruniquoters.com; Email:- secr@mayur.biz

Statement of consolidated unaudited financial results for the quarter and half year ended 30 September 2022

Notes to the statement of consolidated unaudited financial results for the quarter and half year ended 30 September 2022 :

- 1 (a) The above consolidated financial results were reviewed by the Audit Committee and approved by the Board of Directors at their meeting held on 11 November 2022. Further, the limited review of financial results for the quarter ended 30 September 2022, in terms of Regulation 33 of SEBI (Listing Obligations & Disclosure Requirements) Regulations, 2015, as amended time to time, has been carried out by the statutory auditors of the holding Company.
(b) The Statement includes the results of Mayur Uniquoters Limited (Holding Company) and wholly owned subsidiaries - Mayur Uniquoters Corp., USA, Futura Textiles Inc., USA, step-down wholly owned subsidiary of Mayur Uniquoters Corp., USA, Mayur Uniquoters SA (PTY) Ltd, South Africa and Mayur TecFab Private Limited, India (incorporated on 4 May 2022).
- 2 This statement has been prepared in accordance with the Indian Accounting Standards (Ind AS) prescribed under Section 133 of the Companies Act, 2013 read with the relevant rules issued there under and other recognised accounting practices and policies to the extent applicable.
- 3 The Group operates in single reportable business segment "PU/PVC synthetic leather" in terms of Ind AS 108- Segment Reporting
- 4 The Board of Directors of the Group have approved buy back of 6,25,000 Equity shares of INR 5.00/- each (fully paid-up) at a price of INR 650.00/- per share aggregating to INR 4,062.50 lacs through a tender offer process on 24 March 2022, which has been completed on 19 April 2022.
- 5 The above results are also available on the Company's website <http://www.mayuruniquoters.com> and financial results under corporate section of www.bseindia.com and www.nseindia.com.

For and on behalf of the Board of Directors



Place : Jaipur
Date : 11 November 2022

S. K. Poddar

Suresh Kumar Poddar
(Chairman & Managing Director & CEO)
DIN -00022395

h