



AHCL/ SE/ 50//2019-20

February 12 2020

<b>The National Stock Exchange of India Limited</b> "Exchange Plaza", C-1, Block G Bandra-Kurla Complex, Bandra (E) Mumbai 400 051	<b>BSE Limited</b> Department of Corporate Services 1 <sup>st</sup> Floor, P.J. Towers, Dalal Street, Mumbai 400 001
<b>Symbol : AMRUTANJAN</b>	<b>Scrip Code: 590006</b>

Dear Sir / Madam,

**Sub: Investor Presentation for the quarter ended 31.12.2019**

Pursuant to Regulation 30 read with Para A of Part A of schedule III of the SEBI (Listing Obligations and Disclosure Requirements) Regulations, 2015 we hereby enclose the Investor Presentation for the quarter ended 31<sup>st</sup> December 2019

Kindly take the same on record.

Thanking you,

Yours faithfully,

For Amrutanjan Health Care Limited

  
(M Srinivasan)  
Company Secretary & Compliance Officer

Encl: As above



**Amrutanjan Health Care Limited**

103, (Old No. 42-45), Luz Church Road,  
Mylapore, Chennai - 600 004  
Tamil Nadu, India.  
Tel : +91-44 - 2499 4465  
+91-44 - 2466 9000  
Fax : +91-44 - 2499 4585

E-mail : [customercare@amrutanjan.com](mailto:customercare@amrutanjan.com)  
Web Site : [www.amrutanjan.com](http://www.amrutanjan.com)  
Toll Free No. : 1 - 800 - 425 - 4545  
CIN - L24231TN1936PLC000017



# Amrutanjan Health Care

## Investor Presentation

---

– Period & Quarter Ended 31<sup>st</sup> Dec

Date: 12<sup>th</sup> February 2020

# Contents

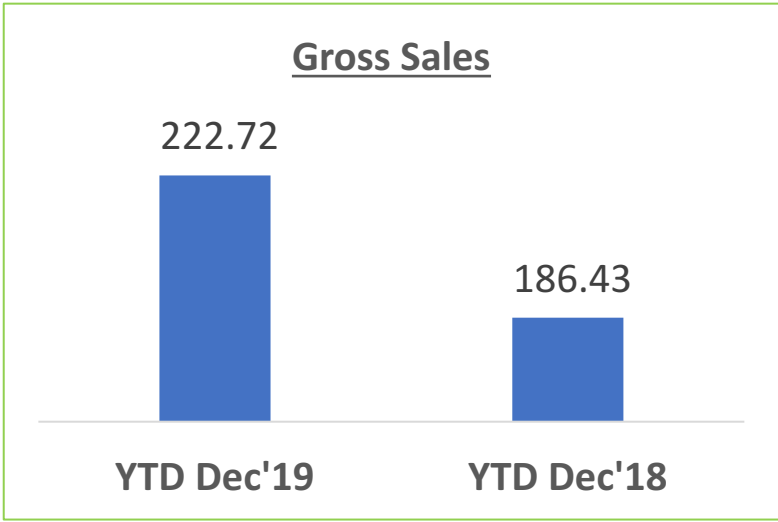
**a. YTD Dec'19 Performance**

**b. Q3 FY'20 Performance**


**YTD Dec'19 Performance**

# Financials – YTD Dec'19

(Rs. in Crores)



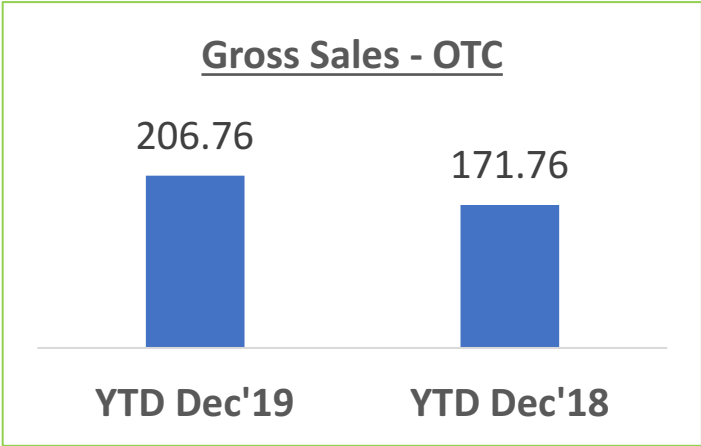
Growth: 19.46%



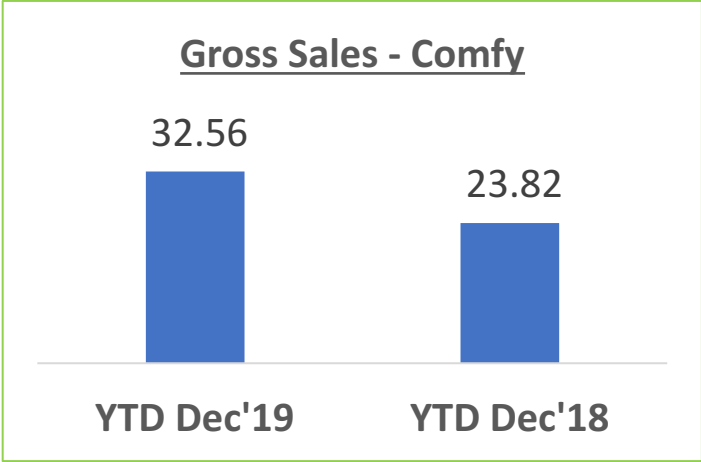
Growth: 65.07%

Note: Profit Before & After Tax includes Profit / Loss from discontinued operations for last year.

# Financials – YTD Dec'19 – OTC Division (Rs. in Crores)



Growth: 20.40%

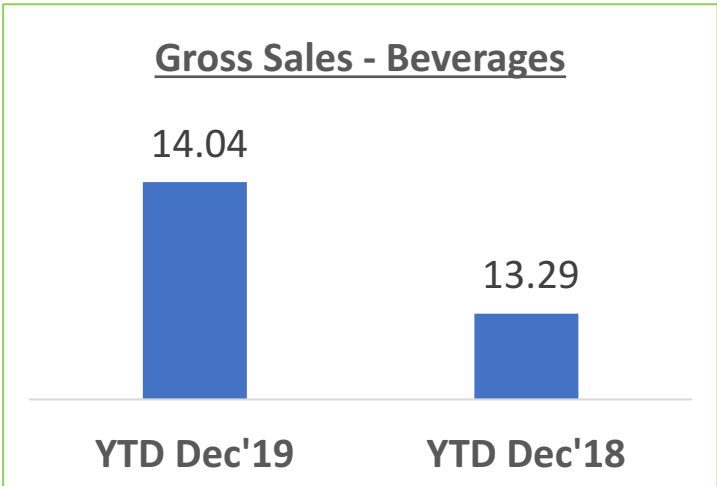


Growth: 36.70%

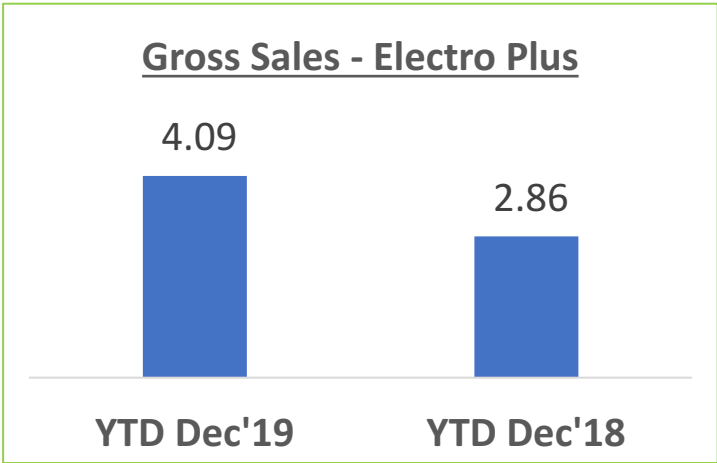
- Notes:
- Key Me to l
  - Gro bas san
  - We of r cor
  - Adv from Rs.

# Financials – YTD Dec'19 – Beverage Division

(Rs. in Crores)



Growth: 5.60%



Growth: 43.00%

Notes

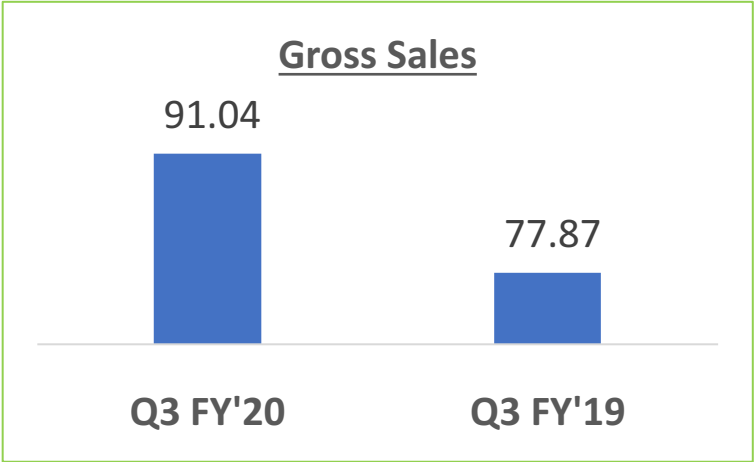
- M  
fa  
pr  
co
- Ac  
Rs  
ag  
De
- Bu  
he  
co

## **Q3 2019-20 Performance**




# Financials – Q3 2019-20

(Rs. in Crores)



Growth: 16.90%




Growth: 72.00%


Note: Profit Before & After Tax includes Profit / Loss from discontinued operations for last year.

# Financials – Q3 2019-20

(Rs. in Crores)



Growth: 17.30%



Growth: 24.14%

