

CO:BS-IRD:2022-23:349

18th January, 2023

National Stock Exchange of India Limited Listing Department Exchange Plaza, Plot No.C/1, 'G' Block Bandra-Kurla Complex Bandra (E), Mumbai-400 051 Scrip code – CENTRALBK	BSE Ltd. Corporate Relationship Department Phiroze Jeejeebhoy Towers Dalal Street, Fort Mumbai 400001 Scrip Code – 532885
--	---

Dear Sir/Madam,

Sub: - Announcement of Reviewed (Unaudited) Financial Results for the Third Quarter & Nine Months ended 31st December, 2022.

Please refer to our letter No.CO:BS-IRD:2022-23:340 dated 10th January, 2023 informing thereby that a Meeting of the Board of Directors of the Bank is scheduled to be held on Wednesday, 18th January, 2023, *inter-alia* to consider and take on record unaudited standalone and consolidated financial results of the Bank for the Third Quarter & Nine Months ended 31st December, 2022.

Further to above, pursuant to Regulations 33, 52 and other applicable provisions of the SEBI (Listing Obligations & Disclosure Requirements) Regulations 2015, we enclose herewith copy of the unaudited Standalone and Consolidated Financial Results of the Bank along with Auditors Limited Review Report thereon, for the Third Quarter & Nine Months ended 31st December, 2022 approved at the meeting of the Board of Directors of the Bank held today. The meeting of Board of Directors commenced at 11:10 A.M. and concluded at 01:10 P.M.

Further, we enclose the following:-

- ✓ Declaration on Audit report with unmodified opinion [Regulation 33 (3)]
- ✓ Statement of deviation(s) or variation(s)– Nil Report [Regulation 32(1) and 52(7)]
- ✓ Security Cover Certificate as on 31st December,2022 [Regulation 54]

Please take the above on your record.

Thanking you,

Yours faithfully,

For CENTRAL BANK OF INDIA


BRIJ KISHOR PATWARI
Compliance Officer/Sr. Manager

Encl – As above



Unaudited Standalone Financial Results for the Quarter and Nine Months ended December 31, 2022

		(₹ in Lakh)					
	Particulars	Standalone					
		Quarter Ended			Nine Months Ended		Year Ended
		31.12.2022	30.09.2022	31.12.2021	31.12.2022	31.12.2021	31.03.2022
	Unaudited	Unaudited	Unaudited	Unaudited	Unaudited	Audited	
1	Interest earned (a) + (b) + (c) + (d)	6,71,655	6,15,495	6,04,952	18,39,803	17,01,431	22,80,165
	(a) Interest/discount on advances/bills	3,93,677	3,57,719	2,83,464	10,45,184	8,55,309	11,50,066
	(b) Income on investments	2,20,060	2,14,308	2,28,289	6,47,245	6,99,713	9,26,356
	(c) Interest on balances with Reserve Bank of India and other inter bank funds	31,815	38,942	37,325	1,14,606	84,534	1,23,811
	(d) Others	26,103	4,526	55,874	32,768	61,875	79,932
2	Other Income	91,916	91,001	47,426	2,66,012	2,33,623	2,96,848
A.	TOTAL INCOME (1+2)	7,63,571	7,06,496	6,52,378	21,05,815	19,35,054	25,77,013
3	Interest Expended	3,43,209	3,40,746	3,31,121	10,22,397	9,94,362	13,31,488
4	Operating Expenses (e) + (f)	2,39,672	1,90,971	1,96,014	6,05,818	5,47,725	6,71,358
	(e) Employees cost	1,61,879	1,10,491	1,29,758	3,85,288	3,54,486	3,92,739
	(f) Other operating expenses	77,793	80,480	66,256	2,20,530	1,93,239	2,78,619
B.	TOTAL EXPENDITURE (3)+(4) (excluding Provisions and Contingencies)	5,82,881	5,31,717	5,27,135	16,28,215	15,42,087	20,02,846
C.	OPERATING PROFIT (A-B) (Profit before Provisions & Contingencies)	1,80,690	1,74,779	1,25,243	4,77,600	3,92,967	5,74,167
D.	Provisions (other than tax) and Contingencies. (Of which: provisions for Non-Performing Assets)	99,547	1,12,467	73,626	3,03,381	2,41,916	3,48,019
		84,962	1,07,013	38,045	2,74,330	1,56,291	2,45,398
E.	Exceptional Items	-	-	17,200	-	19,200	54,452
F.	Profit/(Loss) from Ordinary Activities before Tax (C-D-E)	81,143	62,312	34,417	1,74,219	1,31,851	1,71,696
G.	Tax Expenses	35,321	30,495	6,525	73,102	58,399	67,213
H.	Net Profit / (Loss) from Ordinary Activities After Tax (F-G)	45,822	31,817	27,892	1,01,117	73,452	1,04,483
I.	Extraordinary items (net of tax expense)	-	-	-	-	-	-
J.	Net Profit / (Loss) for the period (H-I)	45,822	31,817	27,892	1,01,117	73,452	1,04,483
5	Paid-up equity share capital (Face value of ₹ 10/- per share)	8,68,094	8,68,094	8,68,094	8,68,094	8,68,094	8,68,094
6	Reserves excluding revaluation reserves (as per balance sheet of previous accounting year)	-	-	-	-	-	15,13,082
7	Analytical Ratios						
(i)	Percentage of shares held by Government of India	93.08%	93.08%	93.08%	93.08%	93.08%	93.08%
(ii)	Capital Adequacy Ratio-Basel III (%)*	13.76%	13.56%	13.99%	13.76%	13.99%	13.84%
	(a) CET 1 Ratio (%)**	11.92%	11.62%	11.95%	11.92%	11.95%	11.48%
	(b) Additional Tier 1 Ratio (%)	-	-	-	-	-	-
(iii)	(a) Basic Earning per Share(in ₹) before and after Extraordinary Items, net of Tax Expense [not annualised]	0.53	0.37	0.32	1.16	0.91	1.27
	(b) Diluted Earning per Share(in ₹) before and after Extraordinary Items, net of Tax Expense [not annualised]	0.53	0.37	0.32	1.16	0.91	1.27
(iv)	(a) Amount of Gross Non-performing Assets	18,48,997	19,05,924	27,60,837	18,48,997	27,60,837	28,15,622
	(b) Amount of Net Non-Performing Assets	4,06,092	5,40,668	7,08,499	4,06,092	7,08,499	6,67,517
	(c) % of Gross Non-performing Assets	8.85%	9.67%	15.16%	8.85%	15.16%	14.84%
	(d) % of Net Non-Performing Assets	2.09%	2.95%	4.39%	2.09%	4.39%	3.97%
(v)	Return on Assets (Annualised) (%)	0.50%	0.35%	0.33%	0.38%	0.29%	0.30%
(vi)	Networth (excluding Revaluation Reserve)	24,86,214	24,38,768	23,47,806	24,86,214	23,47,806	23,80,185
(vii)	Debt** Equity Ratio	0.23	0.25	0.23	0.23	0.23	0.25
(viii)	Outstanding Redeemable Preference Shares	-	-	-	-	-	-
(ix)	Capital Redemption Reserve/Debt Redemption Reserve	-	-	-	-	-	-
(x)	Paid-up Debt Capital/Outstanding Debt***	29.21%	32.61%	57.07%	29.21%	57.07%	42.00%
(xi)	Total Debt*** to Total Assets (%)	2.19%	1.98%	1.45%	2.19%	1.45%	1.93%
(xii)	Operating Margin (%)	23.66%	24.74%	19.20%	22.68%	20.31%	22.28%
(xiii)	Net Profit Margin (%)	6.00%	4.50%	4.28%	4.80%	3.80%	4.05%


* Capital Adequacy Ratio (BASEL III) is arrived at after considering the Net Present Value (NPV) of non interest bearing recapitalization Bond infused as Capital by the Govt of India during the F.Y. ended 31st March 2021. Without considering the said adjustment the CRAR is 15.46% (CET 1 Ratio is 13.63%) as on 31st December 2022.


** Debt represents borrowings with residual maturity of more than one year.

*** Total Debt and Outstanding Debt represent total borrowings of the Bank.


Note 1 : Disclosure of Interest Service Coverage Ratio and Debt Service Coverage Ratio is not applicable to Bank.

Note 2 : Figures of the previous periods have been regrouped/reclassified wherever considered necessary to conform to current period classification.


Vivek Wahi
Executive Director


Rajeev Puri
Executive Director


ON OFFICIAL DUTY
M V Murali Krishna
Executive Director


M.V. Rao
Managing Director & CEO




CENTRAL BANK OF INDIA

STANDALONE SEGMENT REPORT FOR THE QUARTER AND NINE MONTH ENDED DECEMBER 31, 2022

(₹ In Lakh)

Sl. No.	Particulars	Quarter Ended			Nine Month Ended		Year Ended
		Unaudited	Unaudited	Unaudited	Unaudited	Unaudited	Audited
		31.12.2022	30.09.2022	31.12.2021	31.12.2022	31.12.2021	31.03.2022
A.	Segment Revenue						
	1. Treasury Operations	2,65,513	2,78,707	2,66,245	8,27,791	8,98,722	11,62,675
	2. Retail Banking Operations	3,11,039	2,85,517	2,00,243	8,25,223	6,00,742	8,18,886
	3. Wholesale Banking Operations	1,62,782	1,39,762	1,32,559	4,26,054	3,82,259	5,26,381
	4. Other Banking Operations	-	-	-	-	-	-
	5. Unallocated	24,237	2,510	53,331	26,747	53,331	69,071
	Total	7,63,571	7,06,496	6,52,378	21,05,815	19,35,054	25,77,013
	Less: Inter Segment Revenue	-	-	-	-	-	-
	Income From Operations	7,63,571	7,06,496	6,52,378	21,05,815	19,35,054	25,77,013
B.	Segment Results(Profit+)/Loss(-)						
	1. Treasury Operations	70,534	75,988	38,944	1,86,920	2,13,724	2,52,846
	2. Retail Banking Operations	(55,272)	(3,392)	25,594	5,852	76,709	1,04,766
	3. Wholesale Banking Operations	51,408	(3,452)	(77,122)	(19,582)	(1,92,801)	(2,28,870)
	4. Other Banking Operations	-	-	-	-	-	-
	5. Unallocated	14,473	(6,832)	47,001	1,029	34,219	42,954
	Total	81,143	62,312	34,417	1,74,219	1,31,851	1,71,696
	Less: (i) Interest	-	-	-	-	-	-
	(ii) Other Un-allocable income/Expenditure net off	-	-	-	-	-	-
	(iii) Un-allocable income	-	-	-	-	-	-
	Total Profit Before Tax	81,143	62,312	34,417	1,74,219	1,31,851	1,71,696
	Income Tax	35,321	30,495	6,525	73,102	58,399	67,213
	Net Profit/(Loss)	45,822	31,817	27,892	1,01,117	73,452	1,04,483
C.	Segment Assets						
	1. Treasury Operations	1,76,90,248	1,85,30,200	1,97,37,993	1,76,90,248	1,97,37,993	1,97,64,337
	2. Retail Banking Operations	1,24,86,061	1,17,83,826	1,03,18,275	1,24,86,061	1,03,18,276	1,07,10,820
	3. Wholesale Banking Operations	75,02,774	68,70,324	63,67,162	75,02,774	63,67,162	66,65,591
	4. Other Banking Operations	-	-	-	-	-	-
	5. Unallocated Assets	14,35,577	14,96,561	15,96,929	14,35,577	15,96,929	15,15,811
	Total	3,91,14,660	3,86,80,911	3,80,20,359	3,91,14,660	3,80,20,360	3,86,56,559
D.	Segment Liabilities						
	1. Treasury Operations	1,74,73,434	1,85,74,780	1,93,82,035	1,74,73,434	1,93,82,035	1,91,84,034
	2. Retail Banking Operations	1,17,35,606	1,09,27,251	98,41,442	1,17,35,606	98,41,442	1,03,06,119
	3. Wholesale Banking Operations	70,51,832	63,70,915	60,72,921	70,51,832	60,72,921	64,13,736
	4. Other Banking Operations	-	-	-	-	-	-
	5. Unallocated Liabilities	-	-	-	-	-	-
	Total	3,62,60,872	3,58,72,946	3,52,96,398	3,62,60,872	3,52,96,398	3,59,03,889
E.	Capital Employed						
	1. Treasury Operations	2,16,814	(44,580)	3,55,958	2,16,814	3,55,958	5,80,303
	2. Retail Banking Operations	7,50,455	8,56,575	4,76,833	7,50,455	4,76,834	4,04,701
	3. Wholesale Banking Operations	4,50,942	4,99,409	2,94,241	4,50,942	2,94,241	2,51,855
	4. Other Banking Operations	-	-	-	-	-	-
	5. Unallocated	14,35,577	14,96,561	15,96,929	14,35,577	15,96,929	15,15,811
	Total	28,53,788	28,07,965	27,23,961	28,53,788	27,23,962	27,52,670

Note: 1) Segment Revenue and Expenses have been apportioned on the basis of the segment assets, wherever direct allocation is not possible.
2) Figures of previous year/period have been regrouped wherever considered necessary to conform to current period classification.
3) The Bank has only one geographical segment i.e. Domestic Segment


Vivek Wahi
Executive Director


Rajeev Puri
Executive Director

ON OFFICIAL DUTY
M V Murali Krishna
Executive Director


M.V. Rao
Managing Director & CEO



Unaudited Consolidated Financial Results for the Quarter and Nine Month ended Dec 31, 2022

		(₹ in Lakh)					
Particulars	Consolidated						
	Quarter Ended			Nine Month Ended		Year Ended	
	31.12.2022	30.09.2022	31.12.2021	31.12.2022	31.12.2021	31.03.2022	
	Unaudited	Unaudited	Unaudited	Unaudited	Unaudited	Audited	
1 Interest earned (a) + (b) + (c) + (d)	6,74,619	6,18,435	6,07,540	18,48,568	17,08,775	22,90,334	
(a) Interest/discount on advances/bills	3,96,332	3,60,190	2,85,964	10,53,091	8,62,413	11,59,987	
(b) Income on investments	2,20,162	2,14,413	2,28,376	6,47,531	6,99,951	9,26,604	
(c) Interest on balances with Reserve Bank of India and other inter bank funds	31,815	38,941	37,325	1,14,606	84,534	1,23,811	
(d) Others	26,310	4,891	55,875	33,340	61,877	79,932	
2 Other Income	91,940	90,873	47,570	2,66,023	2,33,826	2,96,749	
A. INCOME (1+2)	7,66,559	7,09,308	6,55,110	21,14,591	19,42,601	25,87,083	
3 Interest Expended	3,44,396	3,42,108	3,32,411	10,26,217	9,78,827	13,36,088	
4 Operating Expenses (e) + (f)	2,40,311	1,91,485	1,96,492	6,07,466	5,68,239	6,73,255	
(e) Employees cost	1,62,200	1,10,781	1,30,038	3,86,155	3,74,452	3,93,763	
(f) Other operating expenses	78,111	80,704	66,454	2,21,311	1,93,787	2,79,492	
B. TOTAL EXPENDITURE (3)+(4) (excluding Provisions and Contingencies)	5,84,707	5,33,593	5,28,903	16,33,683	15,47,066	20,09,343	
C. OPERATING PROFIT (A-B) (Profit before Provisions & Contingencies)	1,81,852	1,75,715	1,26,207	4,80,908	3,95,535	5,77,740	
D. Provisions (other than tax) and Contingencies. (Of which provisions for Non-Performing Assets)	99,808	1,12,440	73,670	3,03,708	2,42,721	3,48,807	
E. Exceptional Items	-	-	17,200	-	19,200	54,452	
F. Profit/ (Loss) from Ordinary Activities before Tax (C-D-E)	82,044	63,275	35,337	1,77,200	1,33,614	1,74,481	
G. Tax Expenses	35,482	30,762	6,727	73,773	58,881	68,031	
H. Net Profit / (Loss) from Ordinary Activities	46,562	32,513	28,610	1,03,427	74,733	1,06,450	
I. Extraordinary items (net of tax expense)	-	-	-	-	-	-	
J Add: Share of Profit in Associates	1,043	1,917	(116)	6,201	(896)	1,845	
K Less: Share of Minority Interest	258	289	246	850	484	716	
L Net Profit / (Loss) for the period (H-I+J-K)	47,347	34,141	28,248	1,08,778	73,353	1,07,579	
5 Paid-up equity share capital (Face value of ₹ 10/- per share)	8,68,094	8,68,094	8,68,094	8,68,094	8,68,094	8,68,094	
6 Reserves excluding revaluation reserves (as per balance sheet of previous accounting year)						15,15,352	
7 Analytical Ratios							
(i) Percentage of shares held by Government of India	93.08	93.08	93.08	93.08	93.08	93.08	
(ii) Capital Adequacy Ratio-Basel III (%)							
(a) CET 1 Ratio (%)							
(b) Additional Tier 1 Ratio (%)							
(iii) (a) Basic Earning per Share(in ₹) before and after Extraordinary Items, net of Tax Expense [not annualised]	0.55	0.39	0.33	1.25	0.91	1.31	
(b) Diluted Earning per Share(in ₹) before and after Extraordinary Items, net of Tax Expense [not annualised]	0.55	0.39	0.33	1.25	0.91	1.31	
(iv) (a) Amount of Gross Non-performing Assets	18,55,788	19,12,004	27,66,749	18,55,788	27,66,749	28,21,522	
(b) Amount of Net Non-Performing Assets	4,09,653	5,43,755	7,11,453	4,09,653	7,11,453	6,70,486	
(c) % of Gross Non-performing Assets	8.83%	9.64%	15.10%	8.83%	15.10%	14.78%	
(d) % of Net Non-Performing Assets	2.09%	2.95%	4.37%	2.09%	4.37%	3.96%	
(v) Return on Assets (Annualised) (%)	0.52%	0.37%	0.33%	0.40%	0.28%	0.31%	
(vi) Networth (excluding Revaluation Reserve and Goodwill)	24,94,110	24,45,926	23,45,991	24,94,110	23,45,991	23,81,566	
(vii) Paid up debt Capital/ Outstanding Debt**	28.70%	31.93%	55.16%	28.70%	55.16%	40.96%	
(viii) Debt* Equity Ratio	0.24	0.25	0.24	0.24	0.24	0.26	
(ix) Total Debt** to Total Assets	2.22%	2.02%	1.49%	2.22%	1.49%	1.98%	
(x) Operating Margin	23.72%	24.77%	19.26%	22.74%	20.36%	22.33%	
(xi) Net Profit Margin	6.18%	4.81%	4.31%	5.14%	3.78%	4.16%	
(xii) Outstanding Redeemable Preference Share	-	-	-	-	-	-	
(xiii) Capital Redemption Reserve/Debt Redemption Reserve	-	-	-	-	-	-	

* Debt represents borrowings with residual maturity of more than one year.
**Total Debt and Outstanding Debt represents total borrowings of the Bank.

Note : Figures of the previous periods have been regrouped/reclassified wherever considered necessary to conform to current period classification.

Vivek Wahi
Executive Director

Rajeev Puri
Executive Director

M V Murali Krishna
Executive Director



M.V. Rao
Managing Director & CEO



Place: Mumbai
Date: January 18, 2023

CENTRAL BANK OF INDIA

CONSOLIDATED SEGMENT REPORT FOR THE QUARTER AND NINE MONTH ENDED DECEMBER 31, 2022

(₹ in Lakh)


Sr. No.	Particulars	Quarter Ended			Nine Month Ended		Year Ended
		Unaudited	Unaudited	Unaudited	Unaudited	Unaudited	Audited
		31.12.2022	30.09.2022	31.12.2021	31.12.2022	31.12.2021	31.03.2022
A.	Segment Revenue						
	1. Treasury Operations	2,65,513	2,78,707	2,66,245	8,27,791	8,98,722	11,62,675
	2. Retail Banking Operations	3,13,962	2,88,285	2,02,943	8,33,860	6,08,198	8,28,821
	3. Wholesale Banking Operations	1,62,782	1,39,762	1,32,559	4,26,054	3,82,259	5,26,381
	4. Other Banking Operations	65	41	32	136	91	135
	5. Unallocated	24,237	2,513	53,331	26,750	53,331	69,071
	Total	7,66,559	7,09,308	6,55,110	21,14,591	19,42,601	25,87,083
	Less: Inter Segment Revenue	-	-	-	-	-	-
	Income From Operations	7,66,559	7,09,308	6,55,110	21,14,591	19,42,601	25,87,083
B.	Segment Results(Profit+)/Loss(-)						
	1. Treasury Operations	70,534	75,988	38,944	1,86,920	2,13,724	2,52,846
	2. Retail Banking Operations	(54,408)	(2,446)	26,161	8,773	78,476	1,07,523
	3. Wholesale Banking Operations	51,408	(3,452)	(77,122)	(19,582)	(1,92,801)	(2,28,870)
	4. Other Banking Operations	37	17	(102)	60	(4)	28
	5. Unallocated	14,473	(6,832)	47,456	1,029	34,219	42,954
	Total	82,044	63,275	35,337	1,77,200	1,33,614	1,74,481
	Other Un-allocable income/Expenditure net off	-	-	-	-	-	-
	Total Profit Before Tax	82,044	63,275	35,337	1,77,200	1,33,614	1,74,481
	Income Tax	35,482	30,762	6,727	73,773	58,881	68,031
	Net Profit/(Loss)	46,562	32,513	28,610	1,03,427	74,733	1,06,450
	Add:- Share of Earnings in Associates	1,044	1,917	(116)	6,201	(896)	1,845
	Less:- Minority Interest	259	289	246	850	484	716
	Consolidated Profit/(Loss) after Minority Interest	47,347	34,141	28,248	1,08,778	73,353	1,07,579
C.	Segment Assets						
	1. Treasury Operations	1,76,90,248	1,85,30,200	1,97,37,993	1,76,90,248	1,97,37,993	1,97,64,337
	2. Retail Banking Operations	1,25,70,041	1,18,76,582	1,03,97,689	1,25,70,041	1,03,97,689	1,07,96,257
	3. Wholesale Banking Operations	75,02,774	68,70,324	63,67,162	75,02,774	63,67,162	66,65,591
	4. Other Banking Operations	962	860	481	962	481	888
	5. Unallocated Assets	14,39,133	14,99,906	15,99,495	14,39,133	15,99,495	15,16,454
	Total	3,92,03,158	3,87,77,872	3,81,02,820	3,92,03,158	3,81,02,820	3,87,43,527
D.	Segment Liabilities						
	1. Treasury Operations	1,74,73,434	1,85,74,780	1,93,82,035	1,74,73,434	1,93,82,035	1,91,84,034
	2. Retail Banking Operations	1,18,14,037	1,10,15,110	99,24,102	1,18,14,037	99,24,102	1,03,90,135
	3. Wholesale Banking Operations	70,51,832	63,70,915	60,72,921	70,51,832	60,72,921	64,13,736
	4. Other Banking Operations	1,282	1,055	726	1,282	726	681
	5. Unallocated Liabilities	-	-	-	-	-	-
	Total	3,63,40,585	3,59,61,860	3,53,79,784	3,63,40,585	3,53,79,784	3,59,88,586
E.	Capital Employed						
	1. Treasury Operations	2,16,814	(44,580)	3,55,958	2,16,814	3,55,958	5,80,303
	2. Retail Banking Operations	7,56,004	8,61,472	4,73,587	7,56,004	4,73,587	4,06,122
	3. Wholesale Banking Operations	4,50,942	4,99,409	2,94,241	4,50,942	2,94,241	2,51,855
	4. Other Banking Operations	(320)	(195)	(245)	(320)	(245)	207
	5. Unallocated	14,39,133	14,99,906	15,99,495	14,39,133	15,99,495	15,16,454
	Total	28,62,573	28,16,012	27,23,036	28,62,573	27,23,036	27,54,941

1) The Bank has recognised Treasury operations, Corporate/Wholesale Banking and Retail Banking as primary reporting segments. There are no secondary reporting segments.

2) Segment Revenue and Expenses have been apportioned on the basis of the segment assets, wherever direct allocation is not possible.

3) Figures have been regrouped wherever considered necessary to conform to current year classification.

4) The Group has only one geographical segment i.e. Domestic Segment


Vivek Wahi
Executive Director


Rajeev Puri
Executive Director

ON OFFICIAL DUTY

M V Murali Krishna
Executive Director


M.V. Rao
Managing Director & CEO




Place: Mumbai
Date: January 18, 2023

STATEMENT OF ASSETS AND LIABILITIES						
						(₹ in Lakhs)
PARTICULARS	STANDALONE			CONSOLIDATED		
	As at	As at	As at	As at	As at	As at
	31.12.2022	31.12.2021	31.03.2022	31.12.2022	31.12.2021	31.03.2022
	Unaudited	Unaudited	Audited	Unaudited	Unaudited	Audited
CAPITAL & LIABILITIES						
Capital	8,68,094	8,68,094	8,68,094	8,68,094	8,68,094	8,68,094
Reserves and Surplus	19,85,694	18,55,867	18,84,577	19,94,479	18,54,942	18,86,847
Minorities Interest				6,621	5,538	5,770
Deposits	3,44,84,745	3,37,68,770	3,42,69,194	3,45,33,622	3,38,10,193	3,43,16,457
Borrowings	8,55,933	5,50,088	7,47,436	8,70,967	5,69,137	7,66,330
Other Liabilities and Provisions	9,20,193	9,77,539	8,87,259	9,29,375	9,94,916	9,00,029
TOTAL	3,91,14,659	3,80,20,358	3,86,56,560	3,92,03,158	3,81,02,820	3,87,43,527
ASSETS						
Cash and Balances with Reserve Bank of India	19,38,702	38,81,688	38,03,370	19,38,702	38,81,688	38,03,370
Balances with Banks and Money at Call and Short Notice	18,74,876	13,54,123	15,06,063	18,75,102	13,54,355	15,06,324
Investments	1,34,41,753	1,40,14,865	1,40,78,695	1,34,37,786	1,40,11,920	1,40,77,454
Advances	1,94,49,151	1,61,51,439	1,68,17,350	1,95,36,975	1,62,32,922	1,69,04,154
Fixed Assets	4,78,879	4,98,597	4,95,504	4,78,914	4,98,633	4,95,538
Other Assets	19,31,298	21,19,646	19,55,578	19,34,790	21,22,413	19,55,798
Goodwill on Consolidation				889	889	889
TOTAL	3,91,14,659	3,80,20,358	3,86,56,560	3,92,03,158	3,81,02,820	3,87,43,527

NOTES TO ACCOUNTS FORMING PART OF STANDALONE & CONSOLIDATED (UNAUDITED) FINANCIAL RESULTS FOR THE QUARTER AND NINE MONTHS ENDED 31ST DECEMBER 2022.

- The above Financial Results have been reviewed and recommended by the Audit Committee of the Board and thereafter approved by the Board of Directors of the Bank in their respective meeting held on 18th January, 2023. These results have been subjected to "Limited Review" by the Statutory Central Auditors of the Bank as per the requirements of SEBI (Listing Obligations and Disclosures Requirement) Regulation 2015, as amended.
- The Consolidated Financial Results of the Group comprised the financial results of two Subsidiaries and the share of its profit in the three Associates/Joint Venture as per details given below:
 - Subsidiaries
 - Cent Bank Home Finance Limited.
 - Centbank Financial Services Limited.
 - Associates/Joint Venture
 - Regional Rural Banks:
 - Uttar Bihar Gramin Bank, Muzzafarpur.
 - Uttarbanga Kshetriya Gramin Bank, Cooch Behar.
 - Indo-Zambia Bank, Zambia.
- The Standalone/ Consolidated Financial Results for Quarter and Nine Months ended 31st December 2022 have been prepared in accordance with recognition and measurement principles laid down in Accounting Standard (AS-25) on "Interim Financial Reporting" issued by The Institute of Chartered Accountants of India. The Consolidated Financial Results have been prepared in accordance with the Accounting Standard 21 – "Consolidated Financial Statements" and Accounting Standard 23 – "Accounting for Investments in Associates in Consolidated Financial Statements", using equity method for associates and proportionate method for subsidiaries, issued by The Institute of Chartered Accountants of India and the guidelines issued by the Reserve Bank of India.



4. There has been no change in the accounting policies followed during the Quarter and Nine Months ended 31st December 2022 as compared to those followed in the preceding Financial Year ended 31st March 2022, except as otherwise stated.
5. The Consolidated Financial Results of the Group for the Quarter and Nine Months ended 31st December 2022 have been arrived at after considering provisions for Non-Performing Assets, Restructured Accounts, Standard Assets (including COVID-19 related provisions), Standard Derivative Exposures and Investment, Depreciation, etc. as applicable in the case of Parent Bank which have been made on the basis of extant guidelines on Prudential Norms for Income Recognition, Asset Classification, Provisioning norms issued by the Reserve Bank of India, and in case of the subsidiary Cent Bank Home Finance Limited as per the Income Recognition, and Provisions on Loans and Advances norms laid down by National Housing Bank [NHB] and judicial pronouncements, applicable laws and regulations and accounting standards issued by the ICAI. Further, the amount of advances of the subsidiary is not material in nature at the group level.
6. Provision for contingencies, Employee Benefit, Direct Tax (after adjustment of deferred tax) & for other items/assets are made on estimated basis for the Quarter and Nine Months subject to adjustment, if any at the year end.
7. Section 115BAA of the Income Tax Act 1961("Act") provides a non- reversible option to domestic companies to pay corporate tax at a reduced rate effective from 1st April 2019 subject to certain conditions. The Parent Bank has assessed the applicability of the Act and opted to continue the existing tax rate (i.e.34.944%) for the Quarter and Nine Months ended December 2022.
8. Review of Deferred Tax Assets has been carried out based on Bank management's estimate of possible tax benefits against timing difference in accordance with Accounting Standard-22 "Accounting for Taxes on income" issued by The Institute of Chartered Accountants of India and the Net Deferred Tax Assets of ₹ 613103 lakh is recognized as at 31st December 2022 (₹ 696169 lakh as at 31st December 2021).
9. Pursuant to proposed bipartite agreement on wage revision (due with effect from November 1, 2022), a sum of ₹ 8858 lakh has been provided towards wage revision for the quarter ended December 31, 2022.
10. Other income includes income (including commission) from non- fund based banking activities, fees, earning from foreign exchange, profit/loss on sale of assets, profit/loss (including revaluation) from investments, dividends from subsidiary, recovery from accounts written off, etc.
11. During the Nine month period ended December 31,2022 the Bank has redeemed the following Bonds:-
 - Basel III compliant Tier II Bonds- Series II amounting to ₹ 50000 lakhs.
 - Tier I Bonds PDI-Series II amounting to ₹13910 lakhs.
12. The Provisioning Coverage Ratio (PCR) as at 31st December 2022 of the Bank is 91.72 %. (85.77% as at 31st December 2021).
13. In terms of Reserve Bank of India (RBI) circular RBI/2022-23/12, DOR.CAP.REC.3/21.06.201/2022-23 dated April 1, 2022, on 'Basel III Capital Adequacy' and RBI circulars DBR.No.BP.BC.80/21.06.201/2014-15 dated 31st March 2015 on 'Prudential Guidelines on Capital Adequacy and Liquidity Standard Amendments', Banks are required to make applicable Pillar 3 disclosures including Leverage ratio, Liquidity Coverage ratio and Net Stable Funding Ratio (NSFR) under the Basel III framework. These disclosures are available on the Parent Bank's website www.centralbankofindia.co.in along with publication of financial results. These disclosures have not been subjected to review or audit by the Statutory Central Auditors of the Bank.




14. During the quarter ended December 31st, 2022, Bank has been allotted shares of ₹40,007 lakh of Uttar Bihar Gramin Bank, Muzzaffarpur (Associates) and ₹ 1202 lakh of Uttarbanga Kshetriya Gramin Bank, Cooch Behar(Associate).
15. Based on the available financial statements and the declaration from borrowers, the Bank has estimated the liability towards Unhedged Foreign Currency Exposure to their constituents in terms of RBI circular DBOD.NO.BP.BC.85/21.06.200/2013-14 dated 15th January 2014 and holds a provision of ₹ 642 lakh as on 31st December 2022.
16. During the quarter ended December 31st, 2022, the Bank has reported 33 fraud cases (including Digital/ATM frauds) amounting to ₹ 13706.80 lakhs (Previous quarter ₹ 5402.94 lakhs in 51 fraud cases), out of which 25 cases amounting to ₹ 13620.32 lakhs are classified as Borrowal Fraud. During the current quarter, an additional provision of ₹ 123.62 lakhs has been made and the Bank holds full provision against such fraud cases.
17. As per RBI Circular Nos. DBR No.BP.15199/21.04.048/2016-17 and DBR No.BP.1906/ 21.04.048/2017-18, dated 23rd June 2017 and 28th August 2017 respectively, for the identified borrowers covered under the provisions of Insolvency and Bankruptcy Code (IBC), the Bank is holding total provision of ₹ 637674 lakh (including FITL of ₹ 12790 lakh) @ 100 % of total outstanding including Investment as on 31st December, 2022.
18. RBI vide their circular no. RBI/ 2018-19/ 203 DBR. No. BP. BC. 45/21.04.048/2018-19 dated 7th June 2019 on Prudential Framework for Resolution of Stressed Asset issued guidelines for implementation of Resolution Plan, also containing requirements of additional provision as per Para 17 of this RBI circular. The outstanding in such cases as on 31st December 2022 is ₹ 185032 lakh and in compliance of the above RBI circular, the Bank has held additional provision of ₹ 24954 lakh as on 31st December 2022 and holds total provision of ₹ 128897 lakh as on 31st December, 2022.
19. As per RBI circular DBR.No.BP.BC.45/21.04.048/2018-19 dated 7th June 2019, the Bank has implemented Resolution Plan for its 9 borrowers having exposure of ₹ 453980 lakh as on 31st December, 2022. The total exposure outstanding in such resolved accounts as on 31st December, 2022 was ₹ 193974 lakh.
20. Details of loan transferred/ acquired during Quarter and Nine Months ended 31st December 2022 under the RBI Master Direction on Transfer of Loan Exposures dated 24th September, 2021 are given below:

I. Details of non-performing assets(NPA) transferred:

(Amount in lakh)

Details of NPA accounts transferred during the Year (Up to Q3 FY 2022-23)					
Particulars	To ARC(Q3)	To ARC(Q2)	To ARC(Q1)	To permitted transferees	To other transferees
No. of Accounts	3	NIL	NIL	NIL	NIL
Aggregate principal outstanding of loans transferred	8834				
Weighted average residual tenor of the loans transferred	-				
Net book value of loans transferred (at the time of transfer)	0				
Aggregate Consideration	7008				
Additional consideration realized in respect of accounts transferred in earlier years	144				
		99	3542		



II. Details of Standard Assets Acquired through assignment/Novation and Loan Participation (Co-Lending): (Amount in lakh)

Particulars	Quarter ended 31.12.2022	Year ended 31.03.2022
1 No. of accounts Purchased during the Year	17078	13272
2 Aggregate outstanding	155105	150024
3 Weighted average maturity(in months)	207	204
4 Weighted average holding period(in months)	Not applicable	Not applicable
5 Retention of beneficial economic interest	20%	20%
6 Coverage of tangible security coverage	100%	100%

The loans acquired are not rated as these are to non-corporate borrowers.

III. Details of Standard Assets Acquired through assignment/Novation and Loan Participation (Pool Buy-out): (Amount in lakh)

Particulars	Quarter ended 31.12.2022	Year ended 31.03.2022
1 No. of accounts Purchased during the Year	62124	162184
2 Aggregate outstanding	33587	131595
3 Weighted average maturity(in months)	20	19.46
4 Weighted average holding period(in months)	4	3.86
5 Retention of beneficial economic interest	10%	10%
6 Coverage of tangible security coverage	100%	100%

The loans acquired are not rated as these are to non-corporate borrowers.

IV. The bank has not acquired any stressed loans during the Quarter ended December 31st, 2022.


V. Recovery Rating assigned to outstanding Security Receipts held by Bank as on 31st December 2022:

Rating of SR*	Book Value (Amount in Lakh)
R1	2104.11
R2	22452.26
R3	2369.88
R4	1,181.54
R5	879.94
Rating withdrawn	206925.83
Total	235913.56

*Recovery rating is as assigned by various external agencies.

21. RBI vide their Circular No.: RBI/2021-22/105 DORACC.REC.57/21.04.018/2021-22 dated 4th October 2021, has permitted Banks to amortize the additional liability on account of revision in family pension for employees over a period of not exceeding 5 (five) years, beginning with financial year ended 31st March 2022, subject to a minimum of 1/5th of the total amount being expensed every year. Based on the Actuarial Valuation report obtained by the Bank the additional liability on account of revision in family pension for employees is arrived at ₹ 82195.00 lakh. Bank has opted to amortize the same as per the said circular of RBI and has charged an amount of ₹ 54452 lakh out of ₹ 82195.00 lakh to the Profit & Loss account during the financial year ended 31st March, 2022. During the Nine Months ended December 31st, 2022, the Bank has charged ₹ 12330.00 lakh to the Profit and Loss account. The balance unamortized expense of ₹ 15413 lakh has been carried forward to subsequent years.





Central Office

DECLARATION OF AUDIT REPORT WITH UNMODIFIED OPINION


We hereby declare that Auditors' Report on Standalone and Consolidated Bank's Financial for the Quarter and Nine Months ended December 31, 2022 contain unmodified opinion.

(MUKUL N. DANDIGE)
GENERAL MANAGER & CFO

(M.V. RAO)
MANAGING DIRECTOR & CEO

Place: Mumbai

Date: January 18, 2023



CERTIFICATE UNDER REGULATION 17(8) OF SEBI (LISTING OBLIGATIONS AND DISCLOSURE REQUIREMENTS) REGULATIONS, 2015

The Board of Directors
Central Bank of India

This is to certify that:

- a. We have reviewed Financial Statements of Central Bank of India for the Quarter and Nine Months ended December 31, 2022 and to the best of our knowledge and belief:
 - I. These Statements do not contain any materially untrue statement or omit any material fact or contain statements that might be misleading.
 - II. These Statements together present a true and fair view of the Bank's affairs and are in compliance with existing Accounting Standards, applicable law and regulations.
- b. There are, to the best of our knowledge and belief, no transactions entered into by the Bank during the Quarter and Nine Months ended December 31, 2022, which is fraudulent, illegal or violative of the Bank's code of conduct.
- c. We accept responsibility for establishing and maintaining internal controls for the financial reporting and that we have evaluated the effectiveness of the internal control systems of the Bank pertaining to financial reporting and we have disclosed to the auditors and the Audit Committee, deficiencies in the design or operation of such internal controls, if any, of which we are aware and the steps we have taken or propose to take to rectify these deficiencies.
- d. We have indicated to the Auditors and the Audit Committee:
 - I. Significant changes in internal control over financial reporting during the Quarter and Nine Months ended December 31, 2022.
 - II. There is no significant changes in accounting policies during the Quarter and Nine Months ended December 31, 2022 and the same have been disclosed in the notes to the financial statement and,
 - III. Instances of significant fraud of which we have become aware and the involvement therein, if any, of the Management or any employee having a significant role in the Bank's Internal Control System over financial reporting.


(MUKUL N. DANDIGE)
GENERAL MANAGER & CFO


(M. V. RAO)
MANAGING DIRECTOR & CEO

Place: Mumbai
Date: January 18, 2023

CHHAJED & DOSHI Chartered Accountants, 101, Hubtown Solaris, N.S. Phadke Marg, Andheri (East), Mumbai – 400063	ASKA & CO (Formerly known as, AMBEKAR SHELAR KARVE & AMBARDEKAR) Chartered Accountants, 501, Mirage Arcade, Opp Ganesh Mandir, Off. Phadke Road, Dombivli (East) 421201
KISHORE & KISHORE Chartered Accountants, C-7, Sector-E(New), Aliganj, Lucknow-226024	A.R. & CO. Chartered Accountants, A-403, Gayatri Apartment, Airlines Group Housing Society, Plot No. 27, Sector-10, Dwarka, New Delhi - 110075

Independent Auditors’ Limited Review Report on Unaudited Standalone Financial Results of Central Bank of India for the Quarter and Nine month ended December 31, 2022 pursuant to the Regulation 33 and Regulation 52 of the SEBI (Listing Obligations and Disclosure Requirements) Regulations, 2015

To,
The Board of Directors
Central Bank of India
Mumbai

1. We have reviewed the accompanying Statement of unaudited Standalone Financial Results of Central Bank of India (the “Bank”) for the Quarter ended December 31, 2022 (“the Statement”) attached herewith, being prepared and submitted by the Bank pursuant to the requirement of Regulation 33 and Regulation 52 of the SEBI (Listing Obligations and Disclosure Requirements) Regulations, 2015, as amended (“Listing Regulations”) except for the disclosures related to Pillar 3 as at December 31, 2022, including Leverage Ratio and Liquidity Coverage Ratio under Basel III Capital Regulations issued by Reserve Bank of India as have been disclosed in the Bank’s website and in respect of which a link has been provided in the aforesaid financial results and have not been reviewed by us. This statement is the responsibility of the Bank’s Management and has been reviewed by the Audit Committee of the Board and approved by the Board of Directors. Our responsibility is to issue a report on the statement based on our review.
2. This statement, which is the responsibility of the Bank’s Management and has been approved by the Bank’s Board of Directors, has been prepared by bank’s management in accordance with the recognition and measurement principles laid down in Accounting Standard 25 “Interim Financial Reporting” (“AS 25”), issued by the Institute of Chartered Accountants of India (ICAI), the relevant provisions of the Banking Regulation Act, 1949, the circulars, guidelines and directions issued by the Reserve Bank of India (RBI), from time to time (“RBI Guidelines”) and other accounting principles generally accepted in India. Our responsibility is to express a conclusion on the Statement based on our review.



3. We conducted our review of the Statement in accordance with the Standard on Review Engagements (SRE) 2410 "Review of Interim Financial Information Performed by the Independent Auditor of the Entity", issued by the Institute of Chartered Accountants of India (ICAI). This Standard requires that we plan and perform the review to obtain moderate assurance as to whether the financial statements are free of material misstatement. A review is limited primarily to inquiries of Bank personnel and analytical procedures applied to financial data and thus provides less assurance than an audit. We have not performed an audit and accordingly, we do not express an audit opinion.
4. The unaudited Standalone financial results incorporate the relevant returns of Top 20 branches, Treasury and Other Central Office Departments reviewed by us and un-reviewed returns of 4208 branches. In the conduct of our review, we have relied on the review reports in respect of non-performing assets received from the Concurrent Auditors of 265 branches specifically appointed for this purpose. These review reports cover 50.41 % of the advances portfolio of the Bank, including Top 20 branches and excluding food credit and advances of Asset Recovery branches/Stressed Assets Management branches of the Bank and 76.03 % of the Non- Performing Assets of the Bank as on December 31, 2022. Apart from these review reports, in the conduct of our review at Head Office, we have also relied upon various information and returns received from the un-reviewed branches of the Bank and generated through centralized data base at Bank's Head Office.
5. Based on our review conducted as above and subject to limitations as mentioned in Para 3 above, nothing has come to our attention that causes us to believe that the accompanying statement of unaudited Standalone Financial Results together with the notes thereon prepared in accordance with applicable accounting standards and other recognized accounting practices and policies has not disclosed the information required to be disclosed in terms of Regulation 33 and 52 of SEBI (Listing Obligation and Disclosure Requirement) Regulations, 2015 as amended including the manner in which it is to be disclosed, or that it contains any material misstatement or that it has not been prepared in accordance with the relevant guidelines/prudential norms issued by the Reserve Bank of India in respect of income recognition, asset classification, provisioning and other related matters.



6. Emphasis of Matter

We draw attention to the **Note no. 8** of the statement regarding Deferred Tax, based on tax review made by Bank's management with respect to possible tax benefits arising out of the timing difference, the Net Deferred Tax Assets of ₹ 613103 lakh recognized as on December 31, 2022 (₹ 696169 lakh as on December 31, 2021).

Our conclusion is not modified in respect of this matter.

For CHHAJED & DOSHI
Chartered Accountants
F.R.NO.101794W



CA NITESH JAIN
PARTNER
M. No. - 136169
UDIN: **23136169B6WXHZ4398**



For ASKA & CO.
Chartered Accountants
F.R.NO.-122063W



CA SUHAS AMBEKAR
PARTNER
M. No.- 101373
UDIN: **23101373B6WJVX6780**



For KISHORE & KISHORE
Chartered Accountants
F.R. NO.- 000291N



CA AKHILESH K MATHUR
PARTNER
M. No.- 509176
UDIN: **23509176B6WZANI972**



For A.R. & CO.
Chartered Accountants
F.R. NO. - 002744C



CA ANIL GAUR
PARTNER
M. NO. - 017546
UDIN: **23017546B6WIKAKA3988**





Place: Mumbai
Date: January 18, 2023

CHHAJED & DOSHI Chartered Accountants, 101, Hubtown Solaris, N.S. Phadke Marg, Andheri (East), Mumbai – 400063	ASKA & CO (Formerly known as, AMBEKAR SHELAR KARVE & AMBARDEKAR) Chartered Accountants, 501, Mirage Arcade, Opp Ganesh Mandir, Off. Phadke Road, Dombivli (East) 421201
KISHORE & KISHORE Chartered Accountants, C-7, Sector-E (New), Aliganj, Lucknow-226024	A.R. & CO. Chartered Accountants, A-403, Gayatri Apartment, Airlines Group Housing Society, Plot No. 27, Sector-10, Dwarka, New Delhi - 110075

Independent Auditors’ Limited Review Report on Unaudited Consolidated Financial Results of Central Bank of India for the Quarter and Nine month ended December 31, 2022 pursuant to the Regulation 33 and Regulation 52 of the SEBI (Listing Obligations and Disclosure Requirements) Regulations, 2015 (as amended)

The Board of Directors
Central Bank of India
Mumbai

1. We have reviewed the accompanying Statement of Unaudited Consolidated Financial Results of Central Bank of India (“the Parent” or” the Bank”) and its subsidiaries (collectively referred to as “the Group”) and its share of the net profit/(loss) after tax of its associates and Joint venture for the Quarter and Nine month ended December 31, 2022 (“the Statement”), being prepared and submitted by the Parent pursuant to the requirement of Regulation 33 and regulation 52 of the SEBI (Listing Obligations and Disclosure Requirements) Regulations, 2015, as amended, except the disclosures relating to Pillar 3 as at December 31, 2022, including Leverage Ratio, Liquidity Coverage Ratio and Net Stable Funding Ratio(NFSR) under Basel III Capital Regulations issued by Reserve Bank of India as have been disclosed on the Bank’s website and in respect of which a link has been provided in the aforesaid statement and have not been reviewed by us. This statement is the responsibility of the Bank’s Management and has been reviewed by the Audit Committee of the Board and approved by the Board of Directors. Our responsibility is to issue a report on the statement based on our review.
2. The Statement, which is the responsibility of the Parent’s Management and approved by the Parent’s Board of Directors, has been prepared in accordance with the recognition and measurement principles laid down in Accounting Standard 25 “Interim Financial Reporting” (“AS 25”) issued by the Institute of Chartered Accountants of India , the relevant provisions of the Banking Regulation Act, 1949, the circulars, guidelines and directions issued by the Reserve Bank of India (RBI) from time to time (“RBI Guidelines”) and other accounting principles generally accepted in India. Our responsibility is to express a conclusion on the Statement based on our review.



3. We conducted our review of the Statement in accordance with the Standard on Review Engagements (SRE) 2410 "Review of Interim Financial Information Performed by the Independent Auditor of the Entity", issued by the Institute of Chartered Accountants of India. This standard requires that we plan and perform the review to obtain moderate assurance as to whether the financial statements are free of material misstatement. A review of interim financial information consists of making inquiries, primarily of persons responsible for financial and accounting matters, and applying analytical and other review procedures. A review is substantially less in scope than an audit conducted in accordance with Standards on Auditing and consequently does not enable us to obtain assurance that we would become aware of all significant matters that might be identified in an audit. Accordingly, we do not express an audit opinion.

We also performed procedures in accordance with the circular issued by the SEBI under Regulation 33(8) of the SEBI (Listing Obligations and Disclosure Requirements) Regulations, 2015, as amended, to the extent applicable.

4. The Statement includes the results of the following entities:

I. Subsidiaries

- i) Cent Bank Home Finance Limited.
- ii) CentBank Financial Services Limited.

II. Associates

Regional Rural Banks

- i)Uttar Bihar Gramin Bank, Muzzaffarpur
- ii)Uttarbanga Kshetriya Gramin Bank, Cooch Bihar

III. Joint Venture

- i)Indo-Zambia Bank Limited, Zambia

5. Based on our review conducted and procedures performed as stated in paragraph 3 above and based on the consideration of the review reports of the concurrent auditors and other auditors referred to in paragraph 6 & 7 below, nothing has come to our attention that causes us to believe that the accompanying Statement, prepared in accordance with the recognition and measurement principles laid down in the aforesaid Accounting Standard, RBI guidelines and other accounting principles generally accepted in India, has not disclosed the information required to be disclosed in terms of Regulation 33 and Regulation 52 of the SEBI (Listing Obligations and Disclosure Requirements) Regulations, 2015, as amended, including the manner in which it is to be disclosed, except for the disclosures relating to consolidated Pillar 3 as at December 31, 2022, including leverage ratio and liquidity coverage ratio under Basel III Capital Regulations as have been disclosed on the Bank's website and in respect of which a link has been provided in the statement and have not been reviewed by us, or that it contains any material misstatement.



6. We did not review the interim financial information of 265 branches included in the standalone unaudited interim financial results of the entities included in the Group, whose results reflect total assets of Rs. 56,28,183 lakhs as at December 31, 2022, and total revenues of Rs. 2,14,294 lakhs for the Nine month ended December 31, 2022, as considered in the respective standalone unaudited interim financial results of the entities included in the Group. The interim financial results of these branches have been reviewed by the concurrent auditors whose reports have been furnished to us by the Bank's management and our conclusion in so far as it relates to the amounts and disclosures included in respect of these branches, is based solely on the report of such concurrent auditors and the procedures performed by us as stated in paragraph 3 above.




We did not review the interim financial results of 2 subsidiaries, which are considered in the unaudited consolidated financial results. The interim financial results of 1 subsidiary have been reviewed by other auditors whose report has been furnished to us by the Management which reflect total assets of Rs.4,741 lakh as at December 31, 2022 and total revenues of Rs. 208 lakh and total net profit after tax of Rs. 71 lakh for the Nine month ended December 31, 2022 and our conclusion on the Statement, in so far as it relates to the amounts and disclosures included in respect of this subsidiary, is based solely on the report of the other auditor and the procedures performed by us as stated in paragraph 3 above.

The interim financial results of other subsidiary have not been reviewed by their auditors whose interim financial results reflect total assets of Rs.1,45,488 lakh as at December 31, 2022 and total revenues of Rs. 10,463 lakh and total net profit after tax of Rs. 2,389 lakh for the Nine month ended December 31, 2022. This interim financial results / information are certified by their management. Interim financial results/information in respect of this subsidiary is provided by the Management based on the estimate. According to the information and explanations given to us by the Management, these interim financial results / information are not material to the Group.

Our conclusion on the Statement is not modified in respect of the above matters.

7. The unaudited consolidated financial results includes the interim financial results which have not been reviewed of 4208 branches, included in the standalone unaudited interim financial results of the entities included in the Group, whose results reflect total assets of Rs. 2,33,50,591 lakh as at December 31, 2022, and total revenues of Rs. 6,44,507 lakh for the Nine month ended December 31, 2022, as considered in the respective standalone unaudited interim financial results of the entities included in the Group. According to the information and explanations given to us by the Management, these interim financial results are not material to the Group.

The consolidated unaudited financial results also include the Group's share of net profit after tax of Rs 2,701 lakh (parent's share) for the nine months ended 31st December 2022 as considered in the consolidated unaudited financial results, in respect of 2 associates whose interim financial results/information have not been reviewed by us. These interim financial results/ information have been reviewed by other auditors whose reports have been furnished to us by the Parent's Management and our conclusion on the statement, in so far as it relates to the amounts and



disclosures included in respect of these associates is based solely on the reports of the other auditors and the procedures performed by us as stated in paragraph 3 above.

The consolidated unaudited financial results also include the Group's share of net profit after tax of Rs 3,500 lakh for the nine months ended 31st December 2022 respectively as considered in the consolidated unaudited financial results, in respect of 1 Joint Venture based on their interim financial results/information, which have not been reviewed by their auditors. These interim financial results / information are certified by their management. Interim financial results/information in respect of this Joint Venture is provided by the Management based on the estimate. According to the information and explanations given to us by the Management, these interim financial results / information are not material to the Group.

Our conclusion on the Statement is not modified in respect of the above matters.

8. Emphasis of Matter

Note no. 8 of the statement regarding Deferred Tax, on the basis of tax review made by Bank's management with respect to possible tax benefits arising out of the timing differences, the Net Deferred Tax Assets of Rs. 613103 lakh recognized as on December 31, 2022 (Rs.696169 lakh as on December 31, 2021).

Our conclusion is not modified in respect of this matter.

For CHHAJED & DOSHI
Chartered Accountants
F.R.No.101794W


CA NITESH JAIN
PARTNER
M. No. - 136169
UDIN: 23136169B6WXTA5806



For ASKA & CO
Chartered Accountants
F.R.No.122063W


CA SUHAS AMBEKAR
PARTNER
M. No.- 101373
UDIN: 23101373B6WJVY6529



For KISHORE & KISHORE
Chartered Accountants
F.R.No. -000291N


CA AKHILESH K MATHUR
PARTNER
M. No.- 509176
UDIN: 23509176B6WZA09997




For A.R. & CO.
Chartered Accountants
F.R.No. - 002744C


CA ANIL GAUR
PARTNER
M. No. - 017546
UDIN: 23017546B6WIKB6172



Place: Mumbai
Date: January 18, 2023

Statement of deviation/variation in use of issue proceeds for the quarter ended 31.12.2022
(As per Regulation 32(1) of SEBI (LODR) Regulations, 2015)

Particulars	Remarks					
Name of listed entity	Central Bank of India					
Mode of Fund raising	Public issues/ Rights issues / Preferential issue / Others					
Type of Instrument	NA					
Date of raising funds	NA					
Amount raised	Nil					
Report filed for Quarter ended	December 31, 2022					
Is there a deviation / variation in use of funds raised?	No					
Whether any approval is required to vary the objects of the issue stated in the prospectus/offer documents?	NA					
If yes, details of the approval so required?	-					
Date of approval	-					
Explanation for the Deviation / Variation	NA					
Comments of the Audit Committee after review	NA					
Comments of the auditors, if any	NA					
Objects for which funds have been raised and where there has been a deviation/variation, in the following table :-						
Original Object	Modified Object, if any	Original allocation	Modified allocation, if any	Funds utilised	Amount of deviation/variation for the quarter according to applicable object (In ₹ Crore and in %)	Remarks, if any
Nil						
Deviation could mean:						
(a) Deviation in the objects or purposes for which the funds have been raised.						
(b) Deviation in the amount of funds actually utilized as against what was originally disclosed.						
 MUKUL N. DANDIGE CHIEF FINANCIAL OFFICER Date :- 18/01/2023 Place :- Mumbai						

Statement of deviation/variation in the use of issue proceeds of issue of listed non-convertible debt securities for the quarter ended 31.12.2022
(As per Regulation 52(7) of SEBI (LODR) Regulations, 2015)

Particulars	Remarks
Name of listed entity	Central Bank of India
Mode of Fund raising	Nil
Type of Instrument	NA
Date of raising funds	NA
Amount raised	Nil
Report filed for Quarter ended	December 31, 2022
Is there a deviation / variation in use of funds raised?	No
Whether any approval is required to vary the objects of the issue stated in the prospectus/offer documents?	NA
If yes, details of the approval so required?	-
Date of approval	-
Explanation for the Deviation / Variation	NA
Comments of the Audit Committee after review	NA
Comments of the auditors, if any	NA

Objects for which funds have been raised and where there has been a deviation/variation, in the following table :-

Original Object	Modified Object, if any	Original allocation	Modified allocation, if any	Funds utilised	Amount of deviation/variation for the quarter according to applicable object (In ₹ Crore and in %)	Remarks, if any
Nil						

Deviation could mean:

- (a) Deviation in the objects or purposes for which the funds have been raised.
(b) Deviation in the amount of funds actually utilized as against what was originally disclosed.



MUKUL N. DANDIGE
CHIEF FINANCIAL OFFICER

Date :- 18/01/2023

Place :- Mumbai

The
Board of Directors
Central Bank of India

CERTIFICATE WITH REFERENCE TO SECURITY COVER IN RESPECT OF LISTED UNSECURED DEBT SECURITIES FOR THE QUARTER ENDED 31.12.2022

We have been requested by Central Bank of India vide its letter CO/BS-IRD/2022-23/348-A dated 16th January, 2023 to verify and certify, compliance with respect to Security Cover in respect of listed unsecured debt securities as per regulation 54(2) read with regulation 56 (1) (d) of SEBI (LODR) Regulation, 2015 & as per circular SEBI/HO/MIRSD/CRADT/CIR/P/2020/230 dated 12th November, 2020 & SEBI/HO/MIRSD/MIRSD CRADT/CIR/P/2022/67 dated 19th May, 2022. This certificate is required for the onward submission to stock exchanges and debenture trustee only.

MANAGEMENT'S RESPONSIBILITIES

The responsibility for compliance with regard to instructions contained in Securities and Exchange Board of India (Listing Obligations and Disclosure Requirements) Regulations, 2015 published on 2nd September, 2015 & as per circular SEBI/HO/MIRSD/CRADT/CIR/P/2020/230 dated 12th November, 2020 & SEBI/HO/MIRSD/MIRSD/CRADT/CIR/P/2022/67 dated 19th May, 2022 is that of the management of the Bank. The Bank's responsibility is to put in place controls and suitable triggers to ensure that above regulations are adhered to.

AUDITOR'S RESPONSIBILITY

Our responsibility is to provide the reasonable assurance on Bank's compliance with respect to Security Cover in respect of listed debt securities as per regulation 54(2) read with regulation 56(1)(d) of SEBI (LODR) Regulation, 2015, as to the accuracy in the computation of Security Coverage Ratio in respect of listed debt securities.

We conducted our independent review in accordance with the Guidance Note on Reports or Certificates for Special Purposes (Revised 2016) issued by the Institute of Chartered Accountants of India. The Guidance Note requires that we comply with the ethical requirements of the Code of Ethics issued by the Institute of Chartered Accountants of India.

We have complied with the relevant applicable requirements of the Standard on Quality Control (SQC) 1, Quality Control for Firms that Perform Audits and Reviews of Historical Financial Information, and Other Assurance and Related Services Engagements.

AUDIT PROCEDURES PERFORMED

- a) Verification of terms / covenants of the issue of the listed debt securities.
- b) Verification / tracing of relevant figures from Reviewed Financial Statements of Accounts.
- c) Verification of SEBI Circular regarding Security Coverage Ratio.
- d) Verification of Books of Accounts for the quarter ended 31.12.2022.



e) Verification of arithmetical accuracy of calculation of:

- I. Total Net assets available for unsecured lenders
- II. Total unsecured borrowings
- III. Security coverage Ratio.

OPINION

Based on examination of unaudited books of accounts and other relevant records/documents, we hereby certify that:

- a) The Central Bank Of India has vide its Board Resolution and information memorandum/ offer document and under various Debenture Trust Deeds, has issued the following listed debt securities:

(₹ in crore)

ISIN	Private Placement/Public Issue	Secured/Unsecured	Sanctioned Amount
INE483A09260	Private Placement	Unsecured	1,000
INE483A09286	Private Placement	Unsecured	500
INE483A08023	Private Placement	Unsecured	500
INE483A08031	Private Placement	Unsecured	500
Total			2,500

- b) Securities Cover for listed debt securities:

The financial information as on 31.12.2022 has been extracted from the books of accounts for the quarter ended 31.12.2022 and other relevant records of the Central Bank of India and as per the information provided by the Bank vide Annexure I and Annexure II. The total assets of the Central Bank of India provide coverage of **3.59** times of the principal, which is in accordance with the terms of issue (calculation as per statement of Security coverage ratio available for the unsecured debt securities -Annexure -II) (as per requirement of Regulation 54 read with Regulation 56(1)(d) of LODR Regulations)

The Security cover certificate is being issued in consonance with SEBI regulations and shall have no effect on the seniority of such instruments and all other terms and conditions applicable for the issue of the bonds as specified by RBI Master Circular no. DBR.No.BP.BC.1/21.06.201/2015-16 dated July 1, 2015 for Basel III compliant bonds/RBI Master Circular no. DBR.No.BP.BC.4./21.06.001/2015-16 dated July 1, 2015 for Basel II compliant bonds, as amended time, and the terms of issue.

Compliance of all the covenants/terms of the issue in respect of listed debt securities information under Securities and Exchange Board of India (Listing Obligations and Disclosure



Requirements) Regulations, 2015 in terms of the provision of regulation 56(1)(d) as amended from time to time- Covenant Compliance Certificate as on 31.12.2022

We have examined the compliances made by the Bank in respect of the covenants / terms of the issue of the listed debt securities and certify that the covenants/terms of the issue have been complied by the Bank.

Based on the examination of the books of accounts and other relevant records/documents, we hereby certify that:

We certify that the Bank has complied with all the covenant/terms of the issue mentioned in the offer document/ Information Memorandum and/or Debenture Trust Deed for the above mentioned Non-convertible debt securities.

Further, please find the below list of the covenant which the Bank has failed to comply for the quarter

Covenant	Document reference	Date of breach	Cure period (if any)
NIL			

Restriction on use

This certificate has been issued at the request of the Bank for onward submission to stock exchanges and debenture trustee only. It should not be used by any other person, without our consent. Accordingly, we do not accept or assume any liability or any duty of care or for any other purpose or to any other party to whom it is shown or into whose hands it may come without our prior consent in writing.

For CHHAJED & DOSHI
Chartered Accountants
[FRN: 101794W]


CA Nitesh Jain

Partner

M No. 136169

UDIN: 2313616906WX184982



Place: Mumbai

Date: 18.01.2023



Encl: Annexure I (Format of Security cover)
Annexure II (Calculation of Security Cover Ratio)

SECURITY COVER

Annexure I

Column A	Column B	Column C	Column D	Column E	Column F	Column G	Column H	Column I	Column J	Column K	Column L	Column M	Column N	Column O
Particulars	Description of asset for which this certificate relate	Exclusive Charge	Exclusive Charge	Pari- Passu Charge	Pari- Passu Charge	Pari- Passu Charge	Assets not offered as Security	Eliminati on (amount in negative)	(Total C to H)	Related to only those items covered by this certificate				
		Debt for which this certifica te being issued	Other Secured Debt	Debt for which this certifica te being issued	Assets shared by pari passu debt holder (includes debt for which this certificate is issued & other debt with Pari-passu charge)	Other assets on which there is pari- Passu charge (excluding items covered in column F)		debt amount considere d more than once (due to exclusive plus pari passu charge)		Market Value for Assets charged on Exclusive basis	Carrying /book value for exclusive charge assets where market value is not ascertainable or applicable (For Eg. Bank Balance, DSRA market value is not applicable)	Market Value for Pari passu charge Assets ^{viii}	Carrying value/book value for pari passu charge assets where market value is not ascertainable or applicable (For Eg. Bank Balance, DSRA market value is not applicable)	Total Value(=K+L+M+N)
		Book Value	Book Value	Yes/No	Book Value	Book Value				Relating to Column F				
ASSETS														
Property, Plant and Equipment														
Capital Work-in- Progress														
Right of Use Assets														
Goodwill														
Intangible Assets														
Intangible Assets under Development														
Investments														
Loans														
Inventories														
Trade Receivables														
Cash and Cash Equivalents														
Bank Balances other than Cash and Cash Equivalents														
Others														
Total														

NIL



SECURITY COVER

Annexure I

Column A	Column B	Column C	Column D	Column E	Column F	Column G	Column H	Column I	Column J	Column K	Column L	Column M	Column N	Column O	
Particulars		Exclusive Charge	Exclusive Charge	Pari-Passu Charge	Pari-Passu Charge	Pari-Passu Charge	Assets not offered as Security	Elimination (amount in negative)	(Total C to H)	Related to only those items covered by this certificate					
	Description of asset for which this certificate relate	Debt for which this certificate being issued	Other Secured Debt	Debt for which this certificate being issued	Assets shared by pari passu debt holder (includes debt for which this certificate is issued & other debt with Pari-passu charge)	Other assets on which there is pari-passu charge (excluding items covered in column F)		debt amount considered more than once (due to exclusive plus pari passu charge)		Market Value for Assets charged on Exclusive basis	Carrying /book value for exclusive charge assets where market value is not ascertainable or applicable (For Eg. Bank Balance, DSRA market value is not applicable)	Market Value for Pari passu charge Assets ⁱⁱⁱ	Carrying value/book value for pari passu charge assets where market value is not ascertainable or applicable (For Eg. Bank Balance, DSRA market value is not applicable)	Total Value(=K+L+M+N)	
		Book Value	Book Value	Yes/No	Book Value	Book Value									
LIABILITIES															
	Debt securities to which this certificate pertains														
	Other debt sharing pari-passu charge with above debt														
	Other Debt														
	Subordinated debt														
	Borrowings														
	Bank														
	Debt Securities														
	Others														
	Trade payables														
	Lease Liabilities														
	Provisions														
	Others														
	Total														
	Cover on Book Value														
	Cover on Market Value														
		Exclusive Security Cover Ratio			Pari-Passu Security Cover Ratio										

NIL

Pg 4 B of 5



Calculation for Security Cover Ratio

SN	Particulars		Amount (₹ in Crores)
i.	Net assets of Central Bank of India available for unsecured lenders (Property Plant & Equipment (excluding intangible assets and prepaid expenses) + Investments + Cash & Bank Balances + Other current/ Non-current assets excluding deferred tax assets (-) Total assets available for secured lenders/creditors on pari passu/exclusive charge basis under the above heads (-) unsecured current/ non-current liabilities (-) interest accrued / payable on unsecured borrowings)		30,763.67
	SUB-TOTAL	A	30,763.67
ii.	Total Borrowings (unsecured)		
	Term loan		0.00
	Non-convertible Debt Securities		2,500.00
	CC/ OD Limits		0.00
	Other Borrowings		6,059.33
	IND - AS adjustment for effective Interest rate on unsecured borrowings		0.00
	SUB-TOTAL	B	8,559.33
iii.	Security Coverage Ratio (100% or higher as per the terms of Offer Document/Information Memorandum/ Debenture Trust Deed)	(A/B)	3.59

