

The Manager The National Stock Exchange of India Limited Exchange Plaza, Bandra-Kurla Complex, Bandra (E), Mumbai - 400 051	The Manager Department of Corporate Services BSE Limited, Phiroze Jeejeebhoy Towers, Floor 25, Dalal Street, Mumbai- 400 001
--	--

Ref.: Scrip Symbol: FEDERALBNK/Scrip Code: 500469

Dear Madam/ Sir,

Sub: Outcome of the Board Meeting held on July 13, 2023 - Unaudited Financial Results for the quarter ended June 30, 2023

Pursuant to Regulation 30, 33, 52 and other applicable provisions of SEBI (Listing Obligations and Disclosure Requirements) Regulations, 2015, we are sending herewith the Unaudited Financial Results of the Bank for the quarter ended June 30, 2023 (both standalone and consolidated) along with Limited Review Report issued by the Joint Statutory Auditors of the Bank, which were reviewed and recommended by Audit Committee of the Board and duly approved by the Board of Directors at their respective meetings held today.

The Board Meeting commenced at 11:00 am and concluded at 12.50 pm.

The above information is also being hosted on the Bank's website, www.federalbank.co.in as per the SEBI (Listing Obligations and Disclosure Requirements) Regulations, 2015.

Kindly take the same on record.

Yours faithfully,

For The Federal Bank Limited

Samir P Rajdev
Company Secretary

Encl: as above

Varma & Varma

Chartered Accountants,
No.53/2600, Kerala Varma Tower
Off Kunjanbava Road, Vytilla,
Kochi - 682019

Borkar & Muzumdar,

Chartered Accountants,
21/168 Anand Nagar Om CHS,
Anand Nagar Lane, Off Nehru Road,
Santacruz (East), Mumbai - 400 055

Limited Review Report on Unaudited Standalone Financial Results of The Federal Bank Limited for the quarter ended 30th June 2023, pursuant to the requirements of Regulation 33 and Regulation 52 read with Regulation 63(2) of the SEBI (Listing Obligations and Disclosure Requirements) Regulations 2015 (as amended).

The Board of Directors,
The Federal Bank Limited


1. We have reviewed the accompanying Statement of Unaudited Standalone Financial Results of The Federal Bank Limited ('the Bank') for the quarter ended 30th June 2023 ('the Statement') attached herewith, being submitted by the Bank pursuant to the requirements of Regulation 33 and Regulation 52 read with Regulation 63(2) of the SEBI (Listing Obligations and Disclosure Requirements) Regulations 2015 (as amended), except for the disclosures relating to Pillar 3 disclosure under Basel III Capital Regulations as at 30th June 2023, including Leverage Ratio, Liquidity Coverage Ratio and Net Stable Funding Ratio under Basel III Capital Regulations as have been disclosed on the Bank's website and in respect of which a link has been provided in the aforesaid Statement, which have not been reviewed by us.
2. The Statement, which is the responsibility of the Bank's Management and has been approved by the Bank's Board of Directors, has been prepared in accordance with the recognition and measurement principles laid down in Accounting Standard-25 'Interim Financial Reporting' ('AS-25') prescribed under section 133 of the Companies Act, 2013, the relevant provisions of the Banking Regulation Act, 1949, the relevant provisions of the Banking Regulation Act, 1949, the circulars, guidelines and directions issued by the Reserve Bank of India (the 'RBI') from time to time (the 'RBI Guidelines') and other accounting principles generally accepted in India and is in compliance with the presentation and disclosure requirements of the Listing Regulations, 2015 including relevant circulars issued by the SEBI from time to time. Our responsibility is to issue a report on the Statement based on our review.
3. We conducted our review of the Statement in accordance with the Standard on Review Engagement (SRE) 2410, "Review of Interim Financial Information



Performed by the Independent Auditor of the Entity” issued by the Institute of Chartered Accountants of India. This standard requires that we plan and perform the review to obtain moderate assurance as to whether the statements are free of material misstatement. A review is limited primarily to inquiries of bank personnel and analytical procedures applied to financial data and thus provides less assurance than an audit. We have not performed an audit and accordingly we do not express an audit opinion.

4. Our review primarily is conducted on the basis of review of the books of account and records of the Bank. We have also relied on the information and explanations furnished to us by the Bank and the returns as considered necessary by us for the review.
5. Based on our review conducted as above, nothing has come to our attention that causes us to believe that the accompanying Statement of Unaudited Standalone Financial Results prepared in accordance with applicable accounting standards, the RBI Guidelines and other accounting principles generally accepted in India, has not disclosed the information required to be disclosed in terms of Regulation 33 and Regulation 52 read with Regulation 63(2) of the SEBI (Listing Obligations and Disclosure Requirements) Regulations, 2015 (as amended) including the manner in which it is to be disclosed, or that it contains any material misstatement or that it has not been prepared in accordance with the relevant prudential norms issued by the Reserve Bank of India in respect of income recognition, asset classification, provisioning and other related matters, except for the aforesaid Pillar 3 disclosures as at 30th June 2023, including Leverage Ratio, Liquidity Coverage Ratio and Net Stable Funding Ratio under Basel III Capital Regulations as have been disclosed on the Bank’s website and in respect of which a link has been provided in the aforesaid Statement, which have not been reviewed by us.

For Varma & Varma
Chartered Accountants
FRN:004532S



Vijay Narayan Govind
Partner
M. No. 203094
UDIN: 23203094BGXYMQ7239

Kochi
13th July 2023



For Borkar & Muzumdar
Chartered Accountants
FRN:101569W



Kaushal Muzumdar
Partner
M. No. 100938
UDIN:23100938BGQQSM4128

Kochi
13th July 2023



THE FEDERAL BANK LIMITED
REGD.OFFICE: P.B.NO. 103, FEDERAL TOWERS, ALUVA-683101
(CIN: L65191KL1931PLC000368)
STANDALONE UNAUDITED FINANCIAL RESULTS FOR THE QUARTER ENDED JUNE 30, 2023

(₹ in Lakhs)

Particulars	Quarter ended			Year ended
	30.06.2023	31.03.2023	30.06.2022	31.03.2023
	Unaudited	Audited (Refer Note 9 below)	Unaudited	Audited
1. Interest earned (a)+(b)+(c)+(d)	502,453	472,074	362,886	1,680,363
(a) Interest/discount on advances/bills	403,958	379,743	288,682	1,349,184
(b) Income on investments	81,486	77,802	62,949	279,557
(c) Interest on balances with Reserve Bank of India and other inter bank funds	7,093	5,151	4,480	20,625
(d) Others	9,916	9,378	6,775	30,997
2. Other income	73,241	73,386	45,262	233,000
3. TOTAL INCOME (1+2)	575,694	545,460	408,148	1,913,363
4. Interest expended	310,594	281,145	202,435	957,147
5. Operating expenses (i)+(ii)	134,865	130,858	108,376	476,777
(i) Employees cost	61,674	59,722	49,932	217,300
(ii) Other operating expenses	73,191	71,136	58,444	259,477
6. TOTAL EXPENDITURE (4+5) (excluding provisions and contingencies)	445,459	412,003	310,811	1,433,924
7. OPERATING PROFIT (3-6) (Profit before provisions and contingencies)	130,235	133,457	97,337	479,439
8. Provisions (other than tax) and contingencies	15,558	11,666	16,668	74,989
9. Exceptional items	-	-	-	-
10. Profit from Ordinary Activities before tax (7-8-9)	114,677	121,791	80,669	404,450
11. Tax expense	29,303	31,530	20,603	103,391
12. Net Profit from Ordinary Activities after tax (10-11)	85,374	90,261	60,066	301,059
13. Extraordinary items (net of tax expense)	-	-	-	-
14. Net Profit for the period (12-13)	85,374	90,261	60,066	301,059
15. Paid-up Equity Share Capital (Face value ₹ 2/- per Equity Share)	42,360	42,324	42,070	42,324
16. Reserves excluding Revaluation Reserve				2,107,799
17. Analytical Ratios and Other Disclosures:				
(i) Percentage of shares held by Government of India	NIL	NIL	NIL	NIL
(ii) Capital Adequacy ratio (%) Under Basel III	14.28	14.81	14.57	14.81
(iii) Earnings per Share (EPS) (In ₹)				
(a) Basic EPS (before and after extraordinary items)	4.03*	4.27*	2.86*	14.27
(b) Diluted EPS (before and after extraordinary items)	3.98*	4.21*	2.83*	14.13
(iv) NPA Ratios				
a) Gross NPA	443,477	418,377	415,533	418,377
b) Net NPA	127,459	120,501	142,025	120,501
c) % of Gross NPA	2.38	2.36	2.69	2.36
d) % of Net NPA	0.69	0.69	0.94	0.69
(v) Return on Assets (%)	0.32*	0.36*	0.27*	1.28
(vi) Net Worth	2,224,775	2,141,949	1,926,696	2,141,949
(vii) Outstanding Redeemable Preference Shares	NIL	NIL	NIL	NIL
(viii) Capital Redemption Reserve	NIL	NIL	NIL	NIL
(ix) Debenture Redemption Reserve	NIL	NIL	NIL	NIL
(x) Debt - Equity Ratio #	0.95	0.90	0.82	0.90
(xi) Total Debts to Total Assets #	7.72%	7.42%	7.03%	7.42%
(xii) Operating Margin	22.62%	24.47%	23.85%	25.06%
(xiii) Net Profit Margin	14.83%	16.55%	14.72%	15.73%

* Not Annualised

Debt and Total Debts represents Total Borrowings of the Bank



Segment Information@

(₹ in Lakhs)

Particulars	Quarter ended			Year ended
	30.06.2023	31.03.2023	30.06.2022	31.03.2023
	Unaudited	Audited (Refer Note 9 below)	Unaudited	Audited
Segment Revenue:				
Treasury	77,243	71,178	54,864	253,996
Corporate/Wholesale Banking	164,245	154,509	107,758	524,048
Retail Banking	331,117	315,179	243,361	1,120,482
a) Digital Banking	30,340	26,366	17,299	90,354
b) Other Retail Banking	300,777	288,813	226,062	1,030,128
Other Banking operations	2,949	4,444	2,123	14,350
Unallocated	140	150	42	487
Total Revenue	575,694	545,460	408,148	1,913,363
Less: Inter Segment Revenue	-	-	-	-
Income from Operations	575,694	545,460	408,148	1,913,363
Segment Results (net of provisions):				
Treasury	11,255	9,952	12,580	50,577
Corporate/Wholesale Banking	40,024	39,889	14,505	95,399
Retail Banking	60,751	68,022	51,737	245,789
a) Digital Banking	3,520	4,493	(379)	11,359
b) Other Retail Banking	57,231	63,529	52,116	234,430
Other Banking operations	2,507	3,778	1,805	12,198
Unallocated	140	150	42	487
Profit before tax	114,677	121,791	80,669	404,450
Segment Assets:				
Treasury	5,544,511	5,230,629	4,374,168	5,230,629
Corporate/Wholesale Banking	9,895,207	9,699,651	8,251,948	9,699,651
Retail Banking	11,269,975	10,441,427	9,177,241	10,441,427
a) Digital Banking	482,219	416,592	226,182	416,592
b) Other Retail Banking	10,787,756	10,024,835	8,951,059	10,024,835
Other Banking operations	-	-	-	-
Unallocated	709,865	662,476	731,922	662,476
Total	27,419,558	26,034,183	22,535,279	26,034,183
Segment Liabilities:				
Treasury	3,091,221	2,913,818	1,808,289	2,913,818
Corporate/Wholesale Banking	2,625,089	2,424,409	1,810,653	2,424,409
Retail Banking	19,151,679	18,277,723	16,617,656	18,277,723
a) Digital Banking	1,274,681	1,203,720	722,633	1,203,720
b) Other Retail Banking	17,876,998	17,074,003	15,895,023	17,074,003
Other Banking operations	-	-	-	-
Unallocated	314,055	267,609	359,430	267,609
Total	25,182,044	23,883,559	20,596,028	23,883,559
Capital Employed:				
(Segment Assets - Segment Liabilities)				
Treasury	2,453,290	2,316,811	2,565,879	2,316,811
Corporate/Wholesale Banking	7,270,118	7,275,242	6,441,295	7,275,242
Retail Banking	(7,881,704)	(7,836,296)	(7,440,415)	(7,836,296)
a) Digital Banking	(792,462)	(787,128)	(496,451)	(787,128)
b) Other Retail Banking	(7,089,242)	(7,049,168)	(6,943,964)	(7,049,168)
Other Banking operations	-	-	-	-
Unallocated	395,810	394,867	372,492	394,867
Total	2,237,514	2,150,624	1,939,251	2,150,624

@ For the above segment reporting, the reportable segments are identified as Treasury, Corporate/Wholesale Banking, Retail Banking and Other Banking Operations in compliance with the RBI guidelines.

As per the RBI Circular DOR.AUT.REC.12/22.01.001/2022-23 dated April 07, 2022 on establishment of Digital Banking Unit (DBU), for the purpose of disclosure under 'Accounting Standard 17 - Segment Reporting', 'Digital Banking' has been identified as a sub-segment of the existing 'Retail Banking' segment by Reserve Bank of India (RBI). Accordingly the bank has disclosed the business involving digital banking products acquired by DBU, together with existing digital banking products, under the Digital Banking segment.

The business operations of the Bank are substantially concentrated in India and for the purpose of Segment Reporting as per Accounting Standard-17, the bank is considered to operate only in domestic segment.




Notes:

- 1 The above Standalone Unaudited Financial Results for the quarter ended June 30, 2023 were reviewed by the Audit Committee and approved by the Board of Directors at its meeting held on July 13, 2023. These Results have been subjected to limited review by the Joint Statutory Auditors of the Bank and an unqualified review report has been issued.
 - 2 The Bank has consistently applied its significant accounting policies in the preparation of the quarterly financial results as those followed in the annual financial statements for the year ended March 31, 2023.
 - 3 The financial results have been arrived at after considering provision for standard assets (including requirements for exposures to entities with unhedged foreign currency exposures), provision for Non-Performing Assets (NPAs), provision for non-performing investments, provision for income-tax and other usual and necessary provisions.
 - 4 Other income includes fees earned from providing services to customers, commission from non-fund-based banking activities, earnings from foreign exchange and derivative transactions, selling of third-party products, profit on sale of investments (net), profit / loss on revaluation of investments, dividend received from subsidiaries / associates, recoveries from advances written off, etc.
 - 5 The Capital Adequacy Ratio is computed on the basis of RBI guidelines applicable on the relevant reporting dates and the ratio for the corresponding previous period is not adjusted to consider the impact of subsequent changes if any, in the guidelines.
 - 6 During the quarter ended June 30, 2023, the Bank has allotted 1,815,120 equity shares of ₹ 2 each, pursuant to the exercise of stock options by employees.
 - 7 As per extant RBI guidelines, banks are required to make Pillar 3 disclosures including leverage ratio , liquidity coverage ratio and Net Stable Funding Ratio (NSFR) under the Basel III framework. Accordingly, such applicable disclosures have been placed on the website of the Bank which can be accessed at the following link: <https://www.federalbank.co.in/regulatory-disclosures>. These disclosures have not been subjected to audit or review by the Joint Statutory Auditors of the Bank.
 - 8 Disclosures as per 'Master Direction – Reserve Bank of India (Transfer of Loan Exposures) Directions, 2021' dated September 24, 2021 for the loans transferred / acquired during the quarter ended June 30, 2023 are given below:
 - i) Details of loans not in default acquired through assignment during the quarter ended June 30, 2023 are given below:
- | Particulars | Value |
|--|-----------|
| Aggregate amount of loans acquired (₹ in lakhs) | 44,266.65 |
| Weighted average residual maturity (in years) | 8.96 |
| Weighted average holding period by originator (in years) | 1.58 |
| Retention of beneficial economic interest by the originator (₹ in lakhs) | 4,918.51 |
| Tangible security coverage | 205.74% |
- The loans acquired are not rated as the same are to non-corporate borrowers.
- ii) During the quarter ended June 30, 2023, the bank has not acquired any stressed loans and not transferred any loan not in default / Special Mention Accounts (SMA).
 - iii) During the quarter ended June 30, 2023, the bank has not invested in Security Receipts (SR) issued by Asset Reconstruction Companies (ARC) in respect of stressed loans transferred to ARCs.
- 9 The figures for the quarter ended March 31, 2023 are the balancing figures between audited figures in respect of the financial year 2022-23 and the published year to date figures upto December 31, 2022, which were subjected to limited review.
- 10 Previous period's figures have been regrouped / reclassified, wherever necessary to conform to current period's classification.

Kochi
July 13, 2023




SHYAM SRINIVASAN
MANAGING DIRECTOR & CEO
(DIN: 02274773)

Varma & Varma

Chartered Accountants,
No.53/2600, Kerala Varma Tower
Off Kunjanbava Road, Vytilla,
Kochi -682019

Borkar & Muzumdar

Chartered Accountants
21/168, Anand Nagar Om CHS,
Anand Nagar Lane, Off Nehru Road,
Santacruz (East), Mumbai - 400 055

Limited Review Report on Unaudited Consolidated Financial Results of The Federal Bank Limited for the quarter ended 30th June 2023, pursuant to the requirements of Regulation 33 of the SEBI (Listing Obligations and Disclosure Requirements) Regulations 2015 (as amended)

The Board of Directors,
The Federal Bank Limited

1. We have reviewed the accompanying Statement of Unaudited Consolidated Financial Results of The Federal Bank Limited (the 'Bank') and its Subsidiaries (the Bank and its subsidiaries together referred to as 'the Group') and its share of the net profit/ (loss) after tax of its Associates for the quarter ended 30th June 2023 (the 'Statement'), attached herewith, being submitted by the Bank pursuant to the requirement of Regulation 33 of the SEBI (Listing Obligations and Disclosure Requirements) Regulations, 2015, as amended ('Listing Regulations'), except for the disclosures relating to consolidated Pillar 3 disclosure, as at 30th June 2023, including Leverage Ratio, Liquidity Coverage Ratio and Net Stable Funding Ratio under Basel III Capital Regulations as have been disclosed on the Bank's website and in respect of which a link has been provided in the aforesaid Statement, which have not been reviewed by us.
2. The Statement, which is the responsibility of the Bank's Management and has been approved by the Bank's Board of Directors, has been prepared in accordance with the recognition and measurement principles laid down in Accounting Standard -25 'Interim Financial Reporting' ('AS-25') prescribed under section 133 of the Companies Act, 2013 read with relevant rules issued thereunder, the relevant provisions of the Banking Regulation Act, 1949, the circulars, guidelines and directions issued by the Reserve Bank of India (the 'RBI') from time to time (the 'RBI Guidelines') and other accounting principles generally accepted in India. Our responsibility is to express a conclusion on the Statement based on our review.
3. We conducted our review of the Statement in accordance with the Standard on Review Engagement (SRE) 2410, "Review of Interim Financial Information Performed by the Independent Auditor of the Entity" issued by the Institute of Chartered Accountants of India. This standard requires that we plan and perform the review to obtain moderate assurance as to whether the statements are free of material misstatement. A review of interim financial information consists of making inquiries, primarily of persons responsible for financial and accounting matters, and



applying analytical and other review procedures. A review is substantially less in scope than an audit conducted in accordance with Standards on Auditing and consequently does not enable us to obtain assurance that we would become aware of all significant matters that might be identified in an audit. Accordingly, we do not express an audit opinion.

We also performed procedures in accordance with the circular issued by the SEBI under Regulation 33(8) of the Listing Regulations, to the extent applicable.

4. Our review primarily is conducted on the basis of review of the books of account and records of the Bank. We have also relied on the information and explanations furnished to us by the Bank and the returns as considered necessary by us for the review.
5. This Statement includes the results of the following entities:
 - a. Fedbank Financial Services Limited (Subsidiary)
 - b. Federal Operations and Services Limited (Subsidiary)
 - c. Ageas Federal Life Insurance Company Limited (Associate)
 - d. Equirus Capital Private Limited (Associate)
6. Based on our review conducted and procedures performed as stated in Paragraphs 3 and 4 above and based on the consideration of the review reports of other auditor referred to in Paragraph 8 below, nothing has come to our attention that causes us to believe that the accompanying Statement prepared in accordance with applicable accounting standards, the RBI Guidelines and other accounting principles generally accepted in India, has not disclosed the information required to be disclosed in terms of the Listing Regulations including the manner in which it is to be disclosed, or that it contains any material misstatement or that it has not been prepared in accordance with the relevant prudential norms issued by the Reserve Bank of India in respect of income recognition, asset classification, provisioning and other related matters, except for the aforesaid consolidated Pillar 3 disclosures as at 30th June 2023, including Leverage Ratio, Liquidity Coverage Ratio and Net Stable Funding Ratio under Basel III Capital Regulations as have been disclosed on the Bank's website and in respect of which a link has been provided in the aforesaid Statement, which have not been reviewed by us.
7. The Statement of unaudited consolidated financial results includes the interim financial results of one subsidiary which have not been reviewed/ audited by their auditors, whose interim financial results reflects total revenues of ₹ 37,305.02 Lakhs and net profit after tax of ₹ 5,143.57 Lakhs for the quarter ended 30th June 2023, as considered in the unaudited consolidated financial results. According to the information and explanations given to us by the Management, these interim financial results are not material to the Group.



Our conclusion on the Statement, in so far as it relates to the amounts and disclosures included in respect of the said subsidiary, is based solely on the above reports furnished to us by the Management and the procedures performed by us as stated in Paragraphs 3 and 4 above.

Our conclusion on the Statement is not modified in respect of this matter.

8. The Statement of unaudited consolidated financial results includes the interim financial results of one subsidiary which have been reviewed by one of the Joint Auditors of the Bank, whose interim financial results reflects total revenues of ₹ 1,785.73 Lakhs and net profit after tax of ₹ 136.97 Lakhs for the quarter ended 30th June 2023, as considered in the unaudited consolidated financial results.


Our conclusion on the Statement, in so far as it relates to the amounts and disclosures included in respect of this subsidiary, is based solely on the reports of the aforesaid Joint Auditor as made available by the Management and the procedures performed by us as stated in Paragraphs 3 and 4 above.

Our conclusion on the Statement is not modified in respect of this matter.

9. The Statement also includes the Group's share of net profit after tax of ₹ 215.94 Lakhs for the quarter ended 30th June 2023 in respect of two associates, based on their interim financial results which have not been reviewed/ audited. According to the information and explanations given to us by the Management, these interim financial results are not material to the Group.

Our conclusion on the Statement is not modified in respect of this matter.

For Varma & Varma
Chartered Accountants
FRN:004532S



Vijay Narayan Govind
Partner
M. No. 203094
UDIN: 23203094BGXYMR3823

Kochi
13th July 2023



For Borkar & Muzumdar
Chartered Accountants
FRN:101569W



Kaushal Muzumdar
Partner
M. No. 100938
UDIN:23100938BGQQSN1089

Kochi
13th July 2023



THE FEDERAL BANK LIMITED
REGD.OFFICE: P.B.NO. 103, FEDERAL TOWERS, ALUVA-683101
(CIN: L65191KL1931PLC000368)
CONSOLIDATED UNAUDITED FINANCIAL RESULTS FOR THE QUARTER ENDED JUNE 30, 2023

(₹ in Lakhs)

Particulars	Quarter ended			Year ended
	30.06.2023	31.03.2023	30.06.2022	31.03.2023
	Unaudited	Audited (Refer Note 8 below)	Unaudited	Audited
1. Interest earned (a)+(b)+(c)+(d)	534,977	501,226	384,309	1,781,178
(a) Interest/discount on advances/bills	436,293	408,955	310,420	1,450,788
(b) Income on investments	81,475	77,561	62,534	278,188
(c) Interest on balances with Reserve Bank of India and other inter bank funds	7,093	5,151	4,480	20,625
(d) Others	10,116	9,559	6,875	31,577
2. Other income	74,131	76,842	47,508	243,623
3. TOTAL INCOME (1+2)	609,108	578,068	431,817	2,024,801
4. Interest expended	325,451	293,754	210,376	997,524
5. Operating expenses (i)+(ii)	146,944	144,915	117,580	521,120
(i) Employees cost	69,326	67,225	55,837	244,024
(ii) Other operating expenses	77,618	77,690	61,743	277,096
6. TOTAL EXPENDITURE (4+5) (excluding provisions and contingencies)	472,395	438,669	327,956	1,518,644
7. OPERATING PROFIT (3-6) (Profit before provisions and contingencies)	136,713	139,399	103,861	506,157
8. Provisions (other than tax) and contingencies	16,469	12,526	17,521	79,863
9. Exceptional items	-	-	-	-
10. Profit from Ordinary Activities before tax (7-8-9)	120,244	126,873	86,340	426,294
11. Tax expense	31,070	32,916	22,040	108,718
12. Net Profit from Ordinary Activities after tax (10-11)	89,174	93,957	64,300	317,576
13. Extraordinary items (net of tax expense)	-	-	-	-
14. Net Profit for the period (12-13)	89,174	93,957	64,300	317,576
15. Minority interest	1,378	964	1,104	4,510
16. Share in Profit of Associates	216	2,398	226	3,406
17. Consolidated Net Profit of the group (14-15+16)	88,012	95,391	63,422	316,472
18. Paid-up Equity Share Capital (Face value ₹ 2/- per Equity Share)	42,360	42,324	42,070	42,324
19. Reserves excluding Revaluation Reserve				2,169,416
20. Analytical Ratios and Other Disclosures:				
(i) Percentage of shares held by Government of India	NIL	NIL	NIL	NIL
(ii) Capital Adequacy ratio (%)				
Under Basel III	14.72	15.24	15.12	15.24
(iii) Earnings per Share (EPS) (in ₹)				
(a) Basic EPS (before and after extraordinary items)	4.16*	4.51*	3.02*	15.01
(b) Diluted EPS (before and after extraordinary items)	4.11*	4.45*	2.99*	14.85
(iv) NPA Ratios				
a) Gross NPA	461,079	434,352	427,304	434,352
b) Net NPA	140,434	132,344	150,582	132,344
c) % of Gross NPA	2.37	2.35	2.67	2.35
d) % of Net NPA	0.74	0.73	0.96	0.73
(v) Return on Assets (%)	0.32*	0.36*	0.28*	1.28

* Not Annualised



Segment Information@

(₹ in Lakhs)

Particulars	Quarter ended			Year ended
	30.06.2023	31.03.2023	30.06.2022	31.03.2023
	Unaudited	Audited (Refer Note 8 below)	Unaudited	Audited
Segment Revenue:				
Treasury	76,433	71,529	54,705	253,555
Corporate/Wholesale Banking	163,630	153,767	106,784	520,704
Retail Banking	364,558	346,307	266,605	1,228,710
a) Digital Banking	30,340	26,366	17,299	90,354
b) Other Retail Banking	334,218	319,941	249,306	1,138,356
Other Banking operations	4,347	6,293	3,681	21,225
Unallocated	140	172	42	607
Total Revenue	609,108	578,068	431,817	2,024,801
Less: Inter Segment Revenue	-	-	-	-
Income from Operations	609,108	578,068	431,817	2,024,801
Segment Results (net of provisions):				
Treasury	11,024	10,832	13,000	52,460
Corporate/Wholesale Banking	39,858	39,642	14,362	94,335
Retail Banking	66,019	70,018	56,244	261,538
a) Digital Banking	3,520	4,493	(379)	11,359
b) Other Retail Banking	62,499	65,525	56,623	250,179
Other Banking operations	3,203	4,671	2,692	15,817
Unallocated	140	1,710	42	2,144
Profit before tax	120,244	126,873	86,340	426,294
Segment Assets:				
Treasury	5,542,708	5,206,924	4,361,104	5,206,924
Corporate/Wholesale Banking	9,840,909	9,672,729	8,204,925	9,672,729
Retail Banking	12,132,226	11,256,964	9,812,368	11,256,964
a) Digital Banking	482,219	416,592	226,182	416,592
b) Other Retail Banking	11,650,007	10,840,372	9,586,186	10,840,372
Other Banking operations	1,413	1,313	620	1,313
Unallocated	709,865	662,476	731,922	662,476
Total	28,227,121	26,800,406	23,110,939	26,800,406
Segment Liabilities:				
Treasury	3,149,951	2,942,093	1,856,739	2,942,093
Corporate/Wholesale Banking	2,628,875	2,414,080	1,813,320	2,414,080
Retail Banking	19,795,561	18,928,892	17,060,564	18,928,892
a) Digital Banking	1,274,681	1,203,720	722,633	1,203,720
b) Other Retail Banking	18,520,880	17,725,172	16,337,931	17,725,172
Other Banking operations	330	294	460	294
Unallocated	314,055	267,609	359,430	267,609
Total	25,888,772	24,552,968	21,090,513	24,552,968
Capital Employed:				
(Segment Assets - Segment Liabilities)				
Treasury	2,392,757	2,264,831	2,504,365	2,264,831
Corporate/Wholesale Banking	7,212,034	7,258,649	6,391,605	7,258,649
Retail Banking	(7,663,335)	(7,671,928)	(7,248,196)	(7,671,928)
a) Digital Banking	(792,462)	(787,128)	(496,451)	(787,128)
b) Other Retail Banking	(6,870,873)	(6,884,800)	(6,751,745)	(6,884,800)
Other Banking operations	1,083	1,019	160	1,019
Unallocated	395,810	394,867	372,492	394,867
Total	2,338,349	2,247,438	2,020,426	2,247,438

@ For the above segment reporting, the reportable segments are identified as Treasury, Corporate/Wholesale Banking, Retail Banking and Other Banking Operations in compliance with the RBI guidelines.

As per the RBI Circular DOR.AUT.REC.12/22.01.001/2022-23 dated April 07, 2022 on establishment of Digital Banking Unit (DBU), for the purpose of disclosure under 'Accounting Standard 17 - Segment Reporting', 'Digital Banking' has been identified as a sub-segment of the existing 'Retail Banking' segment by Reserve Bank of India (RBI). Accordingly the bank has disclosed the business involving digital banking products acquired by DBU, together with existing digital banking products, under the Digital Banking segment.


The business operations of the Bank are substantially concentrated in India and for the purpose of Segment Reporting as per Accounting Standard-17, the bank is considered to operate only in domestic segment.



Notes:

- 1 The above Consolidated Unaudited Financial Results for the quarter ended June 30, 2023 were reviewed by the Audit Committee and subsequently approved by the Board of Directors at its meeting held on July 13, 2023. These Results have been subjected to limited review by the Joint Statutory Auditors of the Bank and an unqualified review report has been issued.
- 2 The Consolidated Financial Results of the Group comprise the financial results of The Federal Bank Limited and its subsidiaries viz. Fedbank Financial Services Limited & Federal Operations and Services Limited and its associates viz. Ageas Federal Life Insurance Company Limited & Equirus Capital Private Limited.
- 3 There has been no material change in the accounting policies adopted during the quarter ended June 30, 2023 as compared to those followed for the year ended March 31, 2023.
- 4 The financial results have been arrived at after considering provision for standard assets (including requirements for exposures to entities with unhedged foreign currency exposures), provision for Non-Performing Assets (NPAs), provision for non-performing investments, provision for income-tax and other usual and necessary provisions.
- 5 Other income includes fees earned from providing services to customers, commission from non-fund-based banking activities, earnings from foreign exchange and derivative transactions, selling of third-party products, profit on sale of investments (net), profit / loss on revaluation of investments, recoveries from advances written off etc.
- 6 The Capital Adequacy Ratio is computed on the basis of RBI guidelines applicable on the relevant reporting dates and the ratio for the corresponding previous period is not adjusted to consider the impact of subsequent changes if any, in the guidelines.
- 7 As per extant RBI guidelines, banks are required to make Pillar 3 disclosures including leverage ratio , liquidity coverage ratio and Net Stable Funding Ratio (NSFR) under the Basel III framework. Accordingly, such applicable disclosures have been placed on the website of the Bank which can be accessed at the following link: <https://www.federalbank.co.in/regulatory-disclosures>. These disclosures have not been subjected to audit or review by the Joint Statutory Auditors of the Bank.
- 8 The figures for the quarter ended March 31, 2023 are the balancing figures between audited figures in respect of the financial year 2022-23 and the published year to date figures upto December 31, 2022, which were subjected to limited review.
- 9 Previous period's figures have been regrouped / reclassified, wherever necessary to conform to current period's classification.




SHYAM SRINIVASAN
MANAGING DIRECTOR & CEO
(DIN: 02274773)

Kochi
July 13, 2023