

February 13, 2023

To,

<b>BSE LIMITED</b>  P.J. Towers, Dalal Street, Mumbai - 400 001  <b>BSE Scrip Code:</b> 532684	<b>National Stock Exchange of India Ltd.</b> Exchange Plaza, Bandra Kurla Complex, Bandra East, Mumbai - 400 051  <b>NSE Symbol:</b> EKC <b>NSE Series:</b> EQ
--	--

Dear Sir/Madam,

**Sub: Disclosure under Regulation 30 of SEBI (Listing Obligations and Disclosure Requirements) Regulations, 2015 - Investor Presentation.**

Pursuant to Regulation 30 of the SEBI (Listing Obligations and Disclosure Requirements) Regulations, 2015, please find enclosed herewith a copy of presentation on Financial results of the Company for the quarter and nine months ended December 31, 2022.

The aforesaid presentation is also uploaded on the website of the Company [www.everestkanto.com](http://www.everestkanto.com)

Thanking you,

Yours faithfully,

For **Everest Kanto Cylinder Limited**

**Sanjiv Kapur**  
**Chief Financial Officer**  
Encl: a/a

**EVEREST  
KANTO  
CYLINDER  
LIMITED**

**Manufacturers  
of high pressure  
Seamless  
Gas Cylinders**


Registered Office  
204, Raheja Centre,  
Free Press Journal Marg,  
214, Nariman Point,  
Mumbai 400 021.

CIN L29200MH1978PLC020434

Tel. : +91-22-3026 8300 / 01

Fax : +91-22-2287 0720

Website : [www.everestkanto.com](http://www.everestkanto.com)





**EKC**  
**EVEREST KANTO CYLINDER LIMITED**  
*Clean Energy Solution Company*

**Investor Presentation**

Q3 FY23 Results Presentation  
February 13, 2023







## Safe Harbor

*Certain statements in this communication may be 'forward looking statements' within the meaning of applicable laws and regulations. These forward-looking statements involve several risks, uncertainties and other factors that could cause actual results to differ materially from those suggested by the forward-looking statements. Important developments that could affect the Company's operations include changes in the industry structure, significant changes in political and economic environment in India and overseas, tax laws, import duties, litigation and labor relations.*

*Everest Kanto Cylinder Limited (EKC) will not be in any way responsible for any action taken based on such statements and undertakes no obligation to publicly update these forward-looking statements to reflect subsequent events or circumstances.*

## Table of Contents

Company Overview

4

Industry Overview

15

Historical Financials/Corporate Summary

22

Q1 FY23 Financial Performance

28

# Company Overview



**EVEREST KANTO CYLINDER LIMITED**  
*Clean Energy Solution Company*

# EKC is India's Largest Manufacturer of High-pressure Gas Cylinders Since 1978



VEREST KANTO CYLINDER LIMITED  
Clean Energy Solution Company

## Established Market Position



**200+ SKU's**

Fungible production lines with diverse industrial applications

CNG and



**25+ Countries**

Cater to gas ecosystems across India, Europe, USA, South America, South-East Asia



**150+ Clients**

Auto OEM's, City Gas Distribution, Industrials, Healthcare, Govt/Defence

## Well-positioned to Capture Rising Demand

### Expanding Gas Economy



India targets 15% share of natural gas in the energy mix by 2030

### Growing CNG Ecosystem



CNG-fuelled vehicles on Indian roads expected to triple by 2030  
*\*million vehicles*

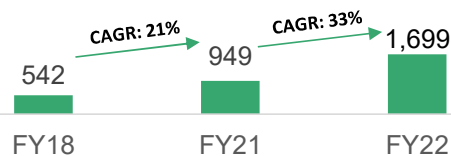
### EKC Capacity Expansion Plan



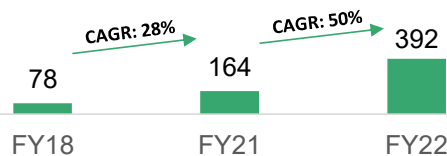
600,000 cylinders in India  
240,000 cylinders in Europe  
*\*million cylinders*

## Reflected in Significant Financial Transition

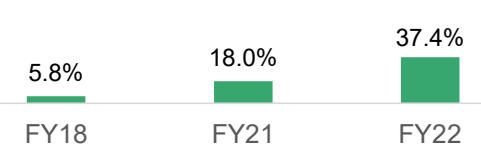
### Revenue



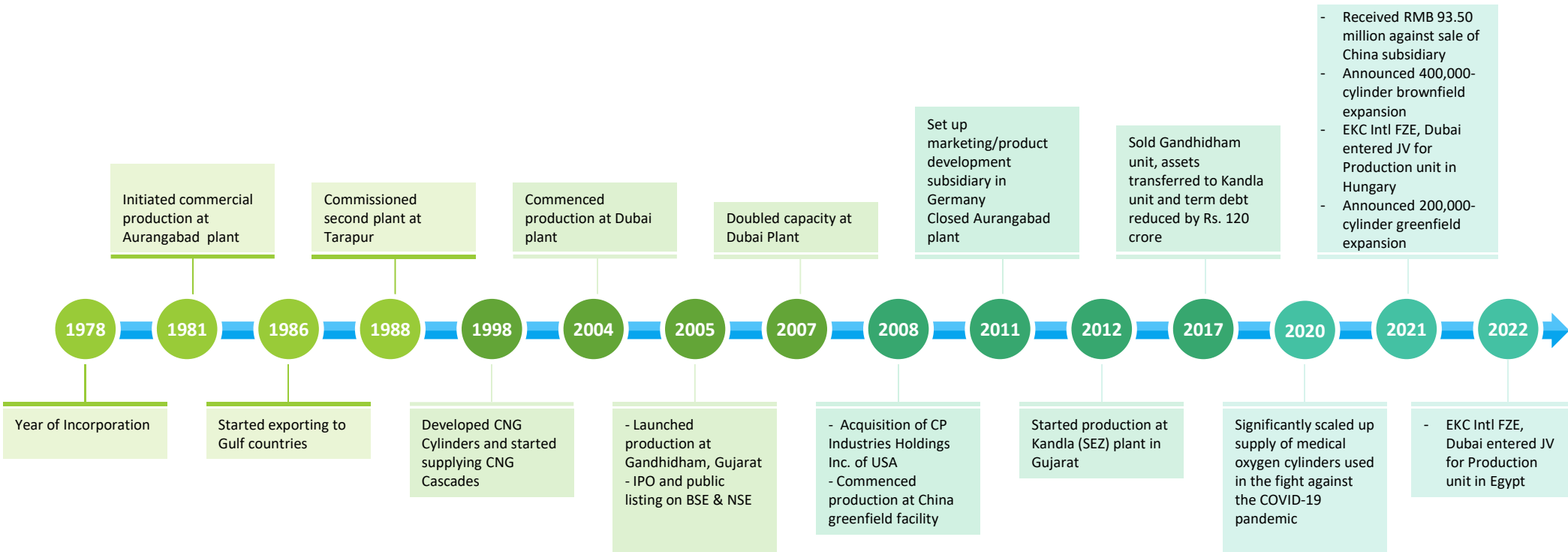
### EBITDA



### ROCE



# Over Four Decades of Focused Domain Experience



## Board of Directors

### Pushkar Khurana

#### Executive Chairman

- \* Joined EKC business in 1994
- \* Commerce graduate from Mumbai University
- \* Extensive business and finance experience; with over 20 years in international operations

### Puneet Khurana

#### Managing Director

- \* Joined EKC business in 1996
- \* MBA (International Business) from EU Business School, Switzerland
- \* Led market development in Asian countries; product development for auto OEMs/ CNG distribution companies

### Ghanshyam Karkera

#### Independent Director

- \* Finance, Banking and Law professional
- \* Specializes in audit, taxation, financial planning, project finance, rehabilitation of sick units and overall corporate management
- \* Also, an empanelled mediator

### M N Sudhindra Rao

#### Independent Director

- \* Financial management and corporate turnaround expert
- \* CEO of Indo Rama Synthetics Limited
- \* Four decades of experience in manufacturing, energy and other industrial sectors

### Uma Acharya

#### Independent Director

- \* Law professional – specializing in civil, property, securities market and arbitration laws
- \* Member of the Bar Council of Maharashtra and Goa
- \* Previous experience with the National Stock Exchange of India Limited

### Dr. Vijayanti Pandit

#### Independent Director

- \* PhD in Management Studies, with additional qualifications in Political Science, Journalism and Yoga
- \* Overall, four decades of experience; currently, advisor to Welingkar Institute of Management Development and Research
- \* Previously associated with FICCI and Indian Merchants' Chambers in senior positions

### Sanjiv Kapur

#### Chief Financial Officer



## Extensive Range of Products

### CNG Steel Cylinders



- \* Wide range of CNG cylinders designed and manufactured to comply with the highest quality and safety standards
- \* Products built to customer specifications for cars, buses, three-wheelers and delivery vehicles
- \* Strong, lightweight cylinders undergo stringent testing to assess fatigue strength, usage life, safety and reliability under extreme weather conditions

### Industrial Cylinders



- \* Wide range of industrial cylinders designed for industrial gases, medical and food & beverage applications
- \* Preferred worldwide for quality, aesthetics and versatility of products
- \* Adhering with the most stringent regulations in India and internationally (ISO 9809, IS 7285)

### Medical Oxygen



- \* Safe, contamination-free cylinders storing gases such as oxygen and nitrous oxide
- \* Products comply with stringent standards applicable in India and internationally or specific customer requirements

### Cylinders For Hydrogen Gases



- \* Cylinders, quads and cascades for storage/transportation of Hydrogen at high pressure
- \* Manufactured from steel suitable for Hydrogen storage, a gas with flammable and embrittling properties

## Products with a Wide Range of Applications

### Fire Extinguisher Body



- \* Cylinders for storage of carbon dioxide – used in fire extinguishers, rubber rafts and aerated water
- \* Range covers capacities of 1 litre to 180 litre , hand-held and portable wheel-type extinguishers
- \* Powder coated for better visual appeal and longevity

### Breathing Air Cylinders



- \* Compressed breathing air cylinders adhering with IS 7285 – rated at working pressure of 200-300 bars
- \* Complete product range from 1L to 9L cylinders

### Jumbo Cylinders



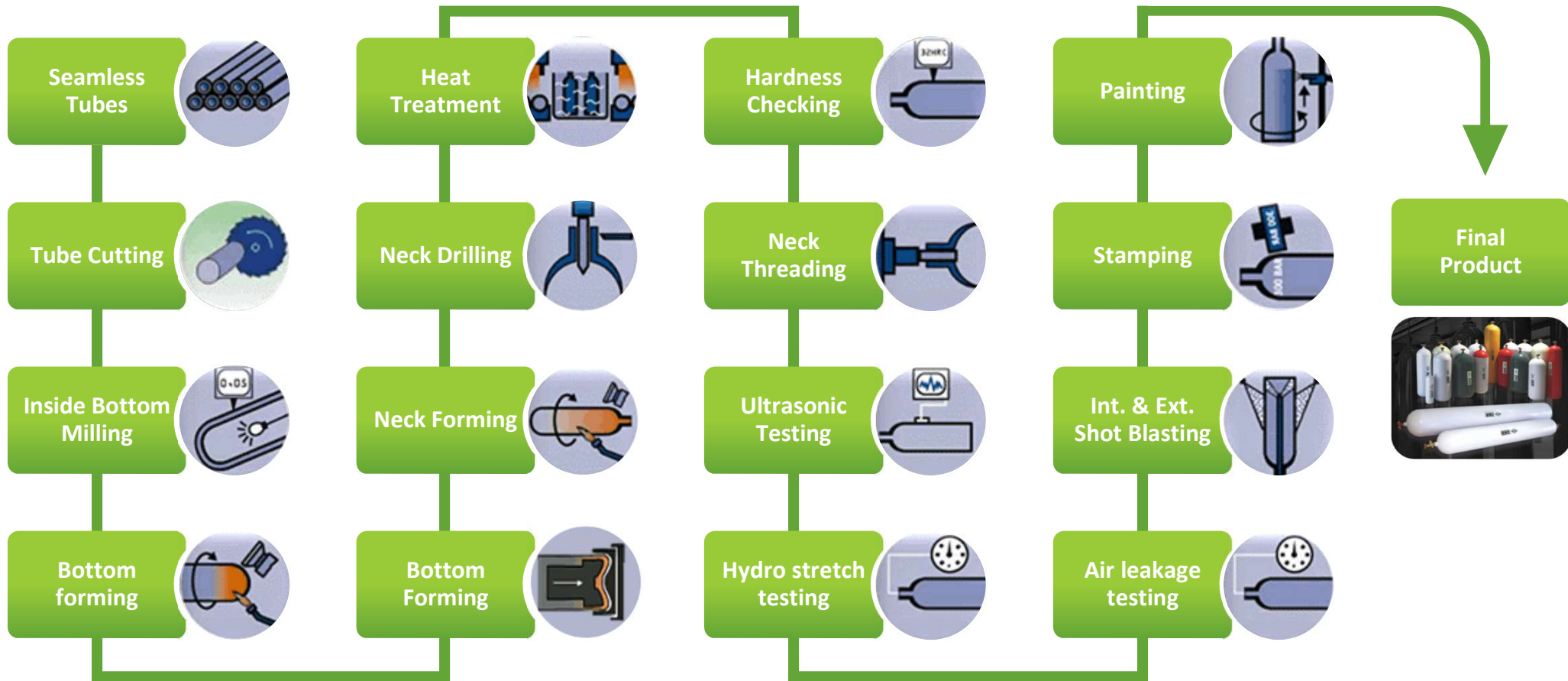
- \* Large Capacity Jumbo Large capacity cylinders conforming to Indian/international standards or based on specific customer requirements
- \* Jumbo Cylinders/Skids are used for industrial gases such as Nitrogen, Helium, Argon etc. with several defence/aerospace applications

### Type 4 Composite Cylinders



- \* Type 4 composite cylinders manufactured in EKC's USA plant adhere to stringent international regulations (ISO 11119-3, ISO 11439, NGV2)
- \* Light-weight cylinders made from special aluminium alloys, used for specialty/medical/industrial gases, including fire extinguishers and breathing apparatus

# High Value Addition in the Manufacturing Process




# Quality is Key in a Highly Regulated, Safety-focused Industry

## India



**ISO 9001:2015** Certificate from Bureau Veritas for High Pressure seamless steel gas cylinders of 20 to 300 litres water capacity for Industrial and CNG on-board vehicle application, cylinder cascades etc

## USA



## UAE



American Society for Mechanical Engineers

Canadian Standards Association

US Department of Transportation

Transport Canada

Korean Gas Safety Corporation

BELAC (Belgium)

Bureau Veritas – Marine & Offshore Division

Certificate of Conformity (UAE)

## Global-size Manufacturing Plants with Fungible Capacities

### Tarapur, Maharashtra, India



<b>Manufacturing</b>	Wide range of high-pressure seamless steel cylinders with storage capacity up to 280 litres
<b>Area</b>	31,000 sq. m
<b>Annual Capacity</b>	300,000* units

### Kandla SEZ, Gujarat, India



<b>Manufacturing</b>	Small cylinders (1 litre to 21 litres), gas cylinders (up to 280 liters), jumbo tubes/skids, plate rolled cylinders
<b>Area</b>	85,000 sq. m
<b>Annual Capacity</b>	800,000* units

\*Includes expansion of capacities basis on de-bottlenecking & Expansion



## Manufacturing Facilities – Overseas

Plant I – Dubai



Plant II – Dubai



Pittsburgh, PA, USA



<b>Manufacturing</b>	Focus on global emerging markets from two facilities located in Jabel Ali FTZ
<b>Area</b>	Plant I - 21,000 sq. m Plant II - 25,000 sq. m
<b>Annual Capacity</b>	240,000 units

<b>Manufacturing</b>	Jumbo tubes/skids as per DOT, ASME, international standards, full carbon type 4 composite cylinders
<b>Area</b>	198,000 sq. m
<b>Annual Capacity</b>	4,000 jumbo tubes, 10,000 type 4 composite cylinders

# International Operations Target Widespread Global Gas Usage Expansion

## USA

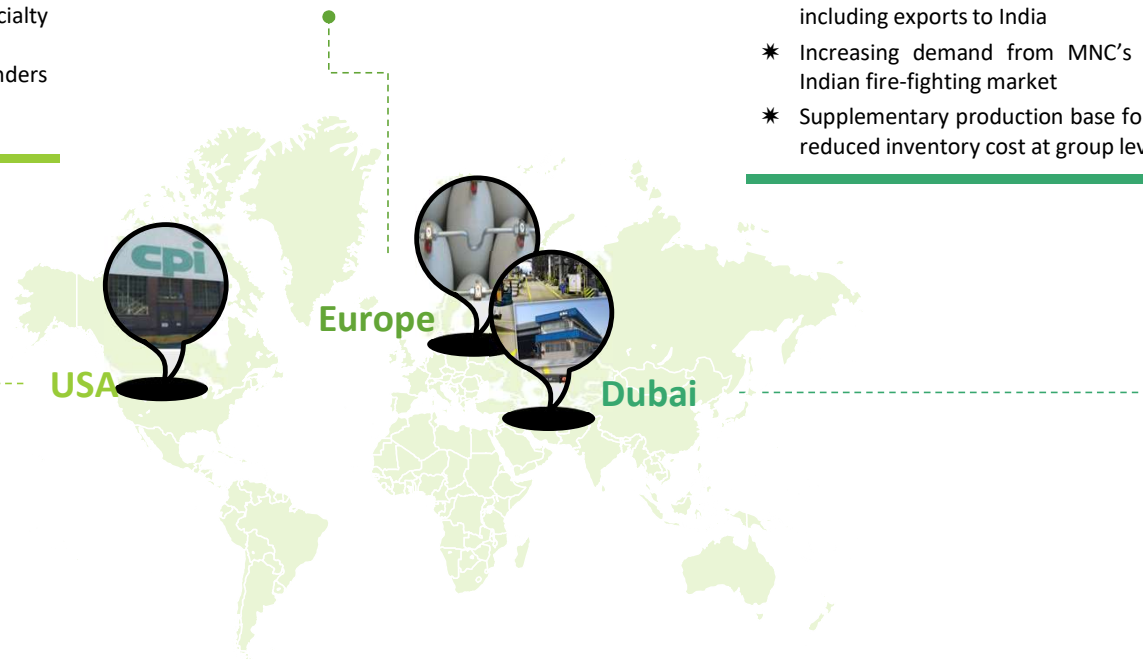
- \* Leader in innovation, producing large, seamless pressure vessels
- \* Product portfolio includes ground storage and mobile transportation for industrial gases and alternative fuels, on-board cylinders for passenger and commercial vehicles, flasks for the U.S. Government Shipboard Systems, specialty vessels for foreign military, vessels for oil and gas exploration and cylinders for other specialty applications
- \* Also marketing DOT-approved industrial cylinders sourced from India and Dubai


## Europe

- \* Signed JV with Rev Gas Industries Ltd, Hungary to set up a state-of-the-art manufacturing plant in Hungary for seamless high pressure CNG/industrial gas cylinders and cascades for bulk storage for the European Markets
- \* Key markets: Italy, Germany, France, Hungary

## UAE

- \* Deals in CNG cylinders, industrial cylinders, cascades, multiple element gas containers, specialized fire suppression systems and fire detection/alarm systems
- \* Targets markets include the Middle East, South America, Eastern and Western Europe
- \* Received approvals enabling supply of cylinders worldwide, including exports to India
- \* Increasing demand from MNC's expanding presence in the Indian fire-fighting market
- \* Supplementary production base for Indian operations, enabling reduced inventory cost at group level





---

# Industry Overview

---

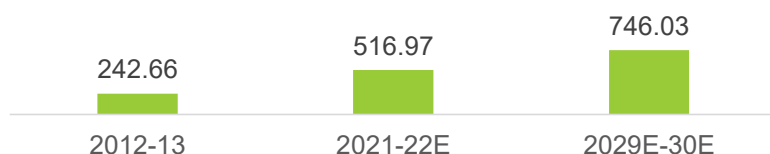


**EVEREST KANTO CYLINDER LIMITED**  
*Clean Energy Solution Company*

# India's Expanding Gas Economy

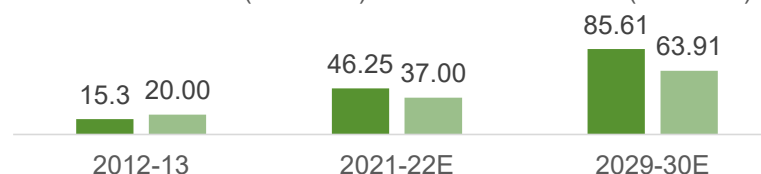
Gas contribution to India's primary energy mix to increase from 11% in 2010 to 20% in 2030

Natural Gas Demand Outlook (mmscmd)

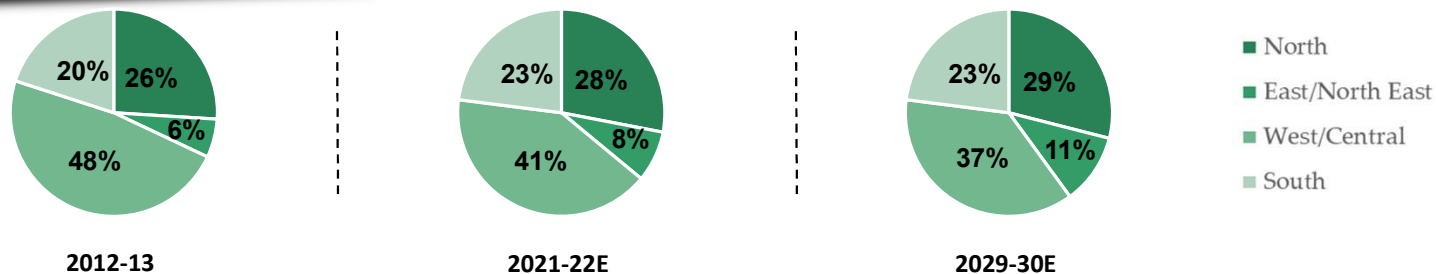


Driven by an expanding city gas distribution network

■ CGD Demand (mmscmd) ■ Industrial Demand (mmscmd)



Gas infrastructure availability to create demand from across the country



A wide variety of factors are pushing up demand supported by a strong policy framework



## CNG Ecosystem Continues to Proliferate

### Visibility of country-wide coverage

	Geographical Areas	Population Coverage	Area Coverage
Previous expansions	92	20%	11%
Round 9 auctions (Apr'18)	86	26%	24%
Round 10 auctions (Nov'18)	50	24%	18%
Round 11 auctions (Sep'21)	65	26%	33%
<b>Aggregate Coverage</b>	<b>293</b>	<b>96%</b>	<b>86%</b>

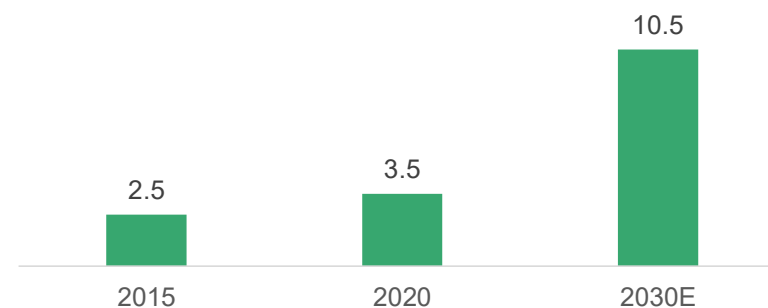
- \* **430 bids received for 65 GA's in Round 11**
- \* Aggregate investments committed – Rs. 80,000 crore
- \* Committed implementation timelines

### Gas infrastructure companies are accelerating network roll-out

CNG Gas Station	2012-13	Top 5 States' Concentration
March 2015	1,010	95%
March 2020	2,208	83%
March 2021	3,094	74%
March 2022	3,700-4,000	70-72%
March 2025	8,500-9,000	40-45%
March 2030	10,000-11,000	40-45%

Source: CRISIL

### Leading to proliferation of CNG fuelled vehicles on Indian roads



Source: CRISIL



## CNG Demand has Multiple Drivers

### BS-VI transition

Auto OEMs have significantly reduced diesel vehicle production due to rising costs/lower demand

### Vehicle Scrappage Policy

Expected to drive new vehicle sales and CNG adoption

### Conversion of diesel buses to CNG

STCs continue to convert diesel bus fleets to CNG

### CNG price trends

Traditionally, CNG prices trade at a discount to other liquid fuels

### Cost of vehicle ownership

CNG vehicles operate on much lower cost per kilometer

### Environmental concerns

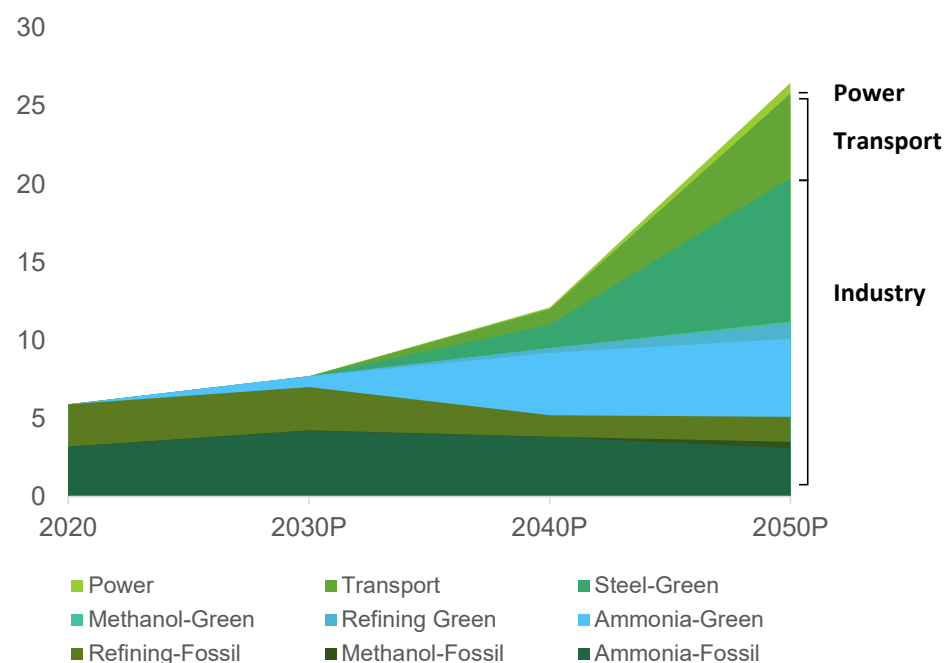
India is a participant in the global commitment to setting net zero emission targets



## Hydrogen– Key Pillar for Global Energy Transition

- \* Global shift towards decarbonization: over 30 countries have released Hydrogen roadmaps, committed more than USD 70 billion in public funding, and total investments expected to exceed USD 300 billion in Hydrogen spending through 2030
- \* Government of India notified its Green Hydrogen Policy with an aim to make India a Green Hydrogen Hub
  - o Scaling up the use of domestically produced hydrogen to significantly reduce energy imports
  - o Policy in line with the country’s pledged to be carbon-neutral by 2070
- \* India’s Hydrogen demand is expected to increase 5-fold jump to 28 MT by 2050 from 6 MPTA in 2020
  - o 80% of the demand in 2050 is expected to be green in nature

**Hydrogen demand in India expected to increase 5-fold by 2050**



**Compressed Hydrogen can be transported in gas cylinders: Huge multi-decadal opportunity for the industry**

# Industrial Demand Drivers

## Fire Equipment and Fire Suppression Systems



- \* The global fire safety equipment market is estimated at \$ 58 billion in 2018 – and expected to expand at CAGR of 8.8% from 2019 to 2025
- \* Demand for advanced fire safety systems is expected to be driven by industries such as manufacturing, utilities, petrochemicals, mining, oil & gas exploration, energy & power, automotive and construction
- \* Countries across the world are adopting stringent regulations mandating installation of fire safety systems at industrial, residential and commercial locations

## Supply to Medical Establishments



- \* Medical gas supply systems in hospitals and other healthcare facilities create an ecosystem of specialized gases and gas mixtures – including oxygen, medical air, nitrous oxide, nitrogen, carbon dioxide, medical vacuum and anesthetic gases
- \* Gases are used across general wards, operating theatres, intensive care units, recovery rooms and other major treatment rooms
- \* With the expansion of medical facilities in urban as well as rural areas, both public sector and private sector demand for medical gases, cylinders and other allied equipment is increasing steadily

# Industrial Demand Drivers

## Aerospace and Defense



- \* The Global Aerospace and Defence Industry has been growing on the back of rising commercial aircraft production and strong defence spending
- \* Aerospace demand is focused on next-generation, fuel-efficient aircraft with order backlog continuing to rise – the industry uses gases extensively for a wide range of applications that cover welding, cutting, heating, laser gas, thermal spray coating, heat treatment processes
- \* In the defence sector, continued global tensions and geopolitical risks have driven higher spending – growing demand based on replacement of fossil fuels with alternative fuels for operating aircraft, combat ships and vehicles, and supporting equipment

## Specialty Gases



- \* Growing number of gas applications in non-traditional areas such as space research, food preservation/distribution, agricultural processing etc
- \* Key usage verticals include automobiles, F&B, oil and gas, construction, ports/shipping, space and thermal power etc



# Historical Financials/ Corporate Summary



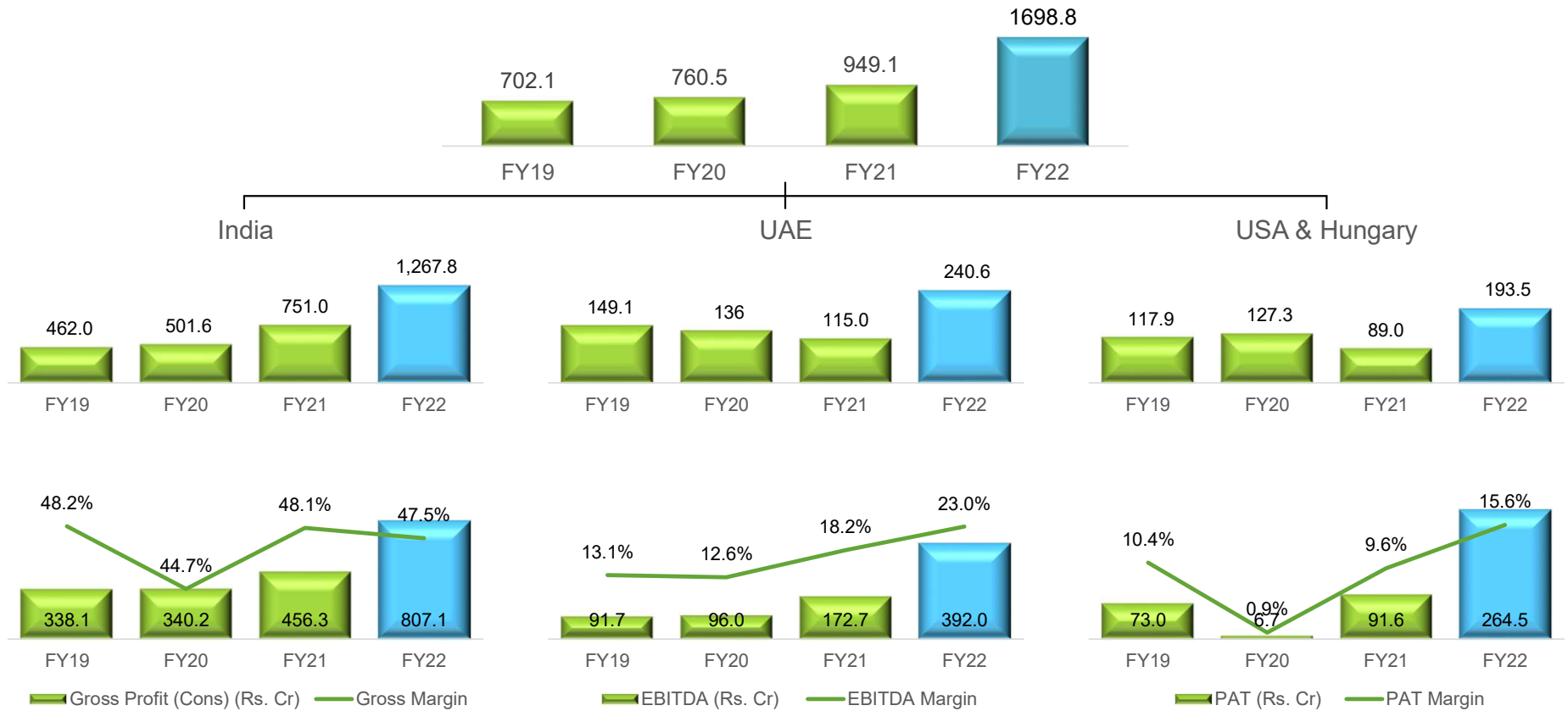
**EVEREST KANTO CYLINDER LIMITED**

*Clean Energy Solution Company*



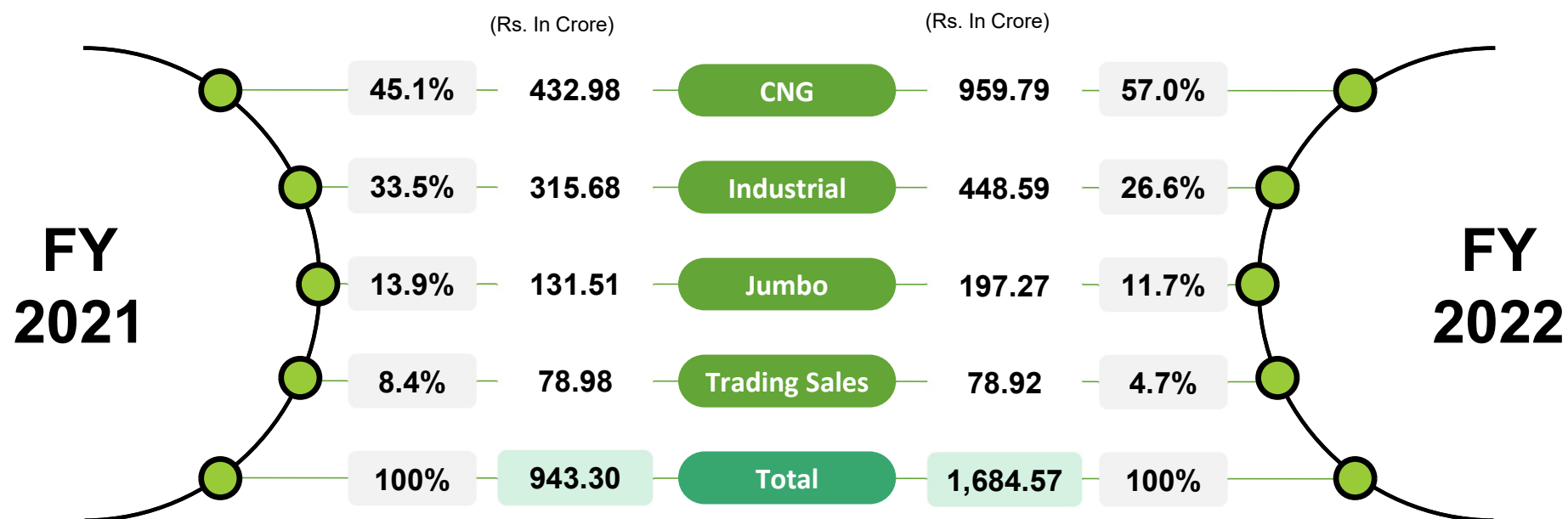
# Financial Summary

## Revenue\* (Rs. Crore)



\* Net of inter-segment revenues and excise duties

## Product Wise Breakup



## Abridged Balance Sheet (Consolidated)

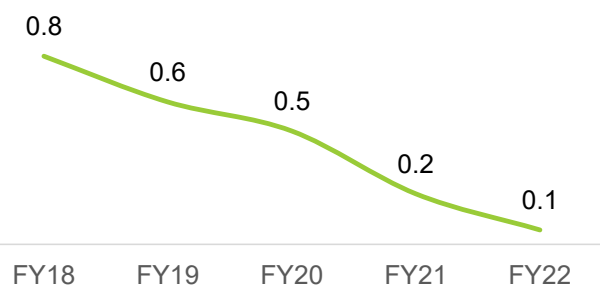
Assets (Rs. Crore)*	2018	2019	2020	2021	2022	Liabilities (Rs. Crore)*	2018	2019	2020	2021	2022
Fixed Assets	48.9	347.6	364.9	358.9	371.8	Shareholder Funds	444.2	517.8	537.7	628.3	902.9
Other Non-Current Assets	17.5	8.5	22.5	51.2	76.1	Long - Term Debt	206.1	155.3	111.5	90.0	42.5
Deferred Tax Assets (net)	0.4	57.1	52.9	22.4	-	Other Non-Current Financial Liabilities and Provisions	17.5	17.8	40.6	33.7	32.6
Current Tax Assets (net)	6.3	0.2	4.7	1.0	-	Deferred Tax Liability	-	-	-	-	12.7
Net Current Assets	343.4	363.3	346.8	428.5	603.4	Short-Term Debt	170.8	181.2	182.5	112.7	71.3
Assets held for Sale (net)	122.1	95.4	80.6	2.7	10.8	<b>Total</b>	<b>838.6</b>	<b>872.2</b>	<b>872.3</b>	<b>864.7</b>	<b>1,062.1</b>
<b>Total</b>	<b>838.6</b>	<b>872.2</b>	<b>872.3</b>	<b>864.7</b>	<b>1,062.1</b>						

\*As at 31<sup>st</sup> March

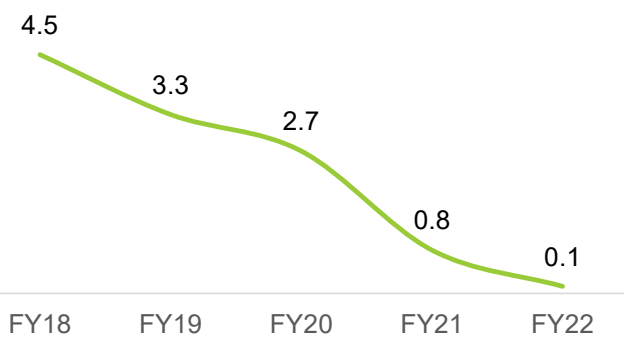
**Notes:** Net Current Assets = Current Assets – (Current Liabilities + Current Provisions + Current Tax Liabilities )  
Long Term Debt includes Current Maturities of Long-Term Debt  
The above Balance Sheet is an extract of financial statements and has been regrouped for presentation

# Ratio

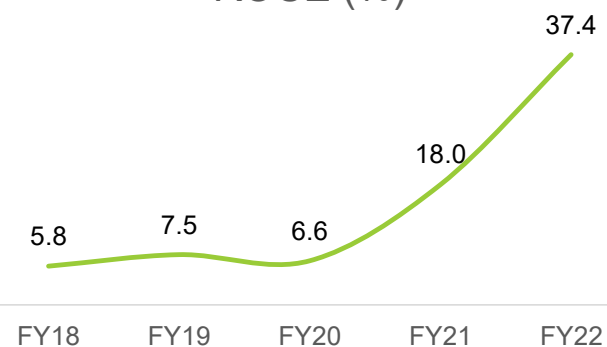
### Debt/Equity



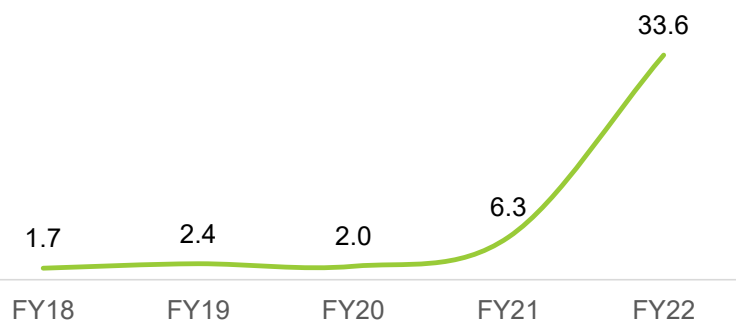
### Debt/EBITDA



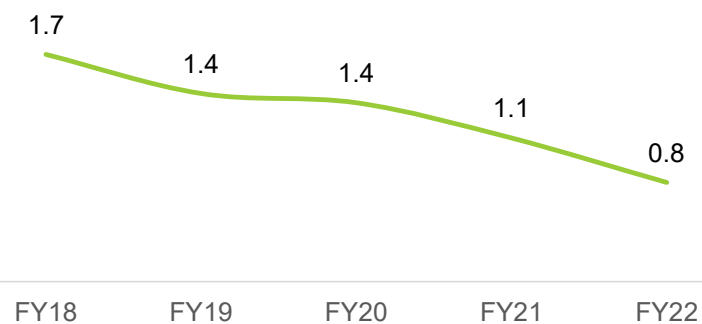
### ROCE (%)



### Interest Coverage



### Assets Turnover



# Market leader in a sector with multiple, long-term growth drivers



Expanding Opportunity	Green Hydrogen Policy – Positive step towards India’s energy security	Hydrogen demand expected to increase 5-fold by 2050
	5X expansion of CNG pumps infrastructure underway	Almost complete population coverage in India by 2030
	Auto OEM’s expanding CNG vehicle production volumes	Anticipate higher volumes as the demand scenario normalizes in the future
	Sustained demand across multiple industrial sectors	Medical Oxygen, Hydrogen applications, Defence/Aerospace, Industrial demand



Established Operations	#1 manufacturer of high-pressure gas cylinders in India	Established customer relationships built over four decades
	Global locations targeting international demand	Gas ecosystems in USA, Europe/CIS, South America and Africa



Outlook	Scaling up production by increasing utilization of facilities	Focus on increasing volumes, higher margin products
	Expanding capacities	Capex with high ROI, financed by internal accruals
	Strong Financial Position and Cash Flows	Robust framework enables participation in multi-year growth opportunities





## Q3 FY23 Financial Performance



**EVEREST KANTO CYLINDER LIMITED**

*Clean Energy Solution Company*

## Key Performance Highlights – Q3 & 9M FY23 (YoY comparisons)

Q3 FY23

Consolidated Revenues stood at **Rs. 256.4 crore**

EBITDA Margin stood at **5.7%**

Profit Before Tax stood at **Rs. 3.2 crore**

India business stood at **Rs. 143.2 crore**

UAE business up stood at **Rs. 62.1 crore**

9M FY23

Consolidated Revenues stood at **Rs. 976.6 crore**

EBITDA Margin stood at **11.4%**

Profit Before Tax stood at **Rs. 77.9 crore**

Profit After Tax stood at **Rs. 39.6 crore**

## Quarterly Overview – Q3 FY23 vs Q3 FY22

	Consolidated	Standalone
Revenues	Rs. 256.4Cr	Rs. 143.2 Cr
EBITDA	Rs. 14.5 Cr	Rs. 12.0 Cr
PBT*	Rs. 3.2 Cr	Rs. 5.6 Cr
PAT	Rs. -17.6 Cr	Rs. 10.5 Cr

- \* Q3 performance remained subdued on Q-o-Q basis as lower demand in the CNG cylinder industry continued to impact the performance
- \* Steady contribution from the industrial segment partially offset the decline and supported the performance

- \* Consolidated EBITDA margin stood at 5.7% in Q3 FY23
- \* Standalone EBITDA margin stood at 8.4% in Q3 FY23
- \* Lower revenues further impacted the overall profitability during the quarter

- \* PBT margin stood at 3.9% in Q3 FY23 on standalone basis

- \* On standalone basis, PAT margin stood at 7.3% in Q3 FY23

\*Profit Before Tax is before exceptional items

\*During the quarter and nine-months ended 31st December 2022, penalty of Rs. 19.94 crore has been levied on CP Industries Holding, Inc., a step-down subsidiary of the company by its customer on account of non-fulfilment of terms agreed in the contract

## About Us

---



Everest Kanto Cylinder Limited (EKC) (BSE: 532684, NSE: EKC), established in 1978, is a clean energy solutions company and a leading global manufacturer of seamless steel gas cylinders with over 20 million industrial gas and CNG cylinders currently in service.

EKC operates two manufacturing facilities in India located at Tarapur (Maharashtra) and Kandla SEZ (Gujarat) and two international facilities at Jebel Ali Free Zone in Dubai and Pittsburgh (PA), USA, with aggregate capacity of about 1.5 million cylinders annually. EKC's product range of industrial, CNG and jumbo cylinders is used for high pressure storage of gases such as oxygen, hydrogen, nitrogen, argon, helium, air etc and finds applications in a wide variety of industries such as manufacturing, fire equipment/suppression systems, medical establishments, aerospace/ defense and automobiles apart from some specialized usage areas.

Given its strong position in the Indian domestic market and wide acceptance across several key international markets built over the last four decades, EKC is poised to benefit from the increasing usage of gases in industrial production and automobile sectors based on both economic and environmental considerations.

For more information about us, please visit [www.everestkanto.com](http://www.everestkanto.com)

### Contact Us:

---

**Mr. Sanjiv Kapur (CFO)**

**Everest Kanto Cylinder Limited**

**Tel:** +91 22 4926 8300

**Email:** sanjiv.kapur@ekc.in

**Anoop Poojari / Aesha Shah**

**CDR India**

**Tel:** +91 98330 90434 / + 91 98672 50569

**Email:** anoop@cdr-india.com

aesha@cdr-india.com





**EKC**  
**EVEREST KANTO CYLINDER LIMITED**  
*Clean Energy Solution Company*

**Thank You**

