



SPECTRA INDUSTRIES LIMITED

Tel.: 2889 3933, 77 Fax : 91-22-2889 1342
E-mail : spectragrp@gmail.com
Website : www.spectraindustries.in

Plot No. 9, Spectra Compound, 4th Floor,
Ramchandra Lane Extn., Kanchpada II,
Malad (West), MUMBAI - 400 064.

CIN : L74999MH1992PLC067849

To
The General Manager
DCS - CRD
BSE LIMITED
PhirozeJeejeebhoy Towers
Dalal Street
Mumbai 400 001

Date: June 29, 2021

Dear Sir,

Scrip code: 513687

Sub.: Audited Financial Results for the quarter and year ended 31.03.2021


The Board of directors at the meeting held today at 3.00 p.m. and concluded at ^{5.40}~~5.40~~ p.m., approved the Audited Financial Results & Audited Financial Statement for the quarter and year ended 31.03.2021

Pursuant to Regulation 33 of SEBI (Listing Obligations and Disclosure Requirements) Regulations, 2015, enclosed please find Audited Financial Results for the quarter and year ended 31.03.2021 duly approved by the Board of Directors along with report of the Auditors along and the declaration for unmodified opinion for your records.

Thanking you.

Yours faithfully,
For Spectra Industries Limited,


Jaidev Gupta
Executive Director & CFO



Encl.: As above

Factory : C-1, MIDC, Murbad, Dist Thane.
Maharashtra-421 401. Tel.: 02524-224298

SPECTRA INDUSTRIES LIMITED

Registered Office : Plot No 9, Spectra Compound, Ramchandra Lane Extension, Kanchpada II, Malad (West), Mumbai - 400 064.

CIN NO : L74999MH1992PLC067849, Email : spectragrp@gmail.com

Phone No : 022-2889 3933, Fax No : 022-2889 1342, Website : www.spectraindustries.co.in

Statement of Audited Financial Results for the Quarter and year ended on March 31, 2021

Rs. In Lakhs


Sr. No.	Particulars	Quarter Ended			Year Ended	
		31-Mar-21	31-Dec-20	31-Mar-20	31-Mar-20	31-Mar-21
		Audited	Unaudited	Audited	Audited	Audited
1)	Income from Operation :					
(a)	Revenue from Operations	0.00	0.00	0.00	0.28	0.00
(b)	Other Income	0.81	0.00	0.97	2.40	0.81
	Total Income	0.81	0	0.97	2.68	0.81
2)	Expenses :					
(a)	Cost of Materials consumed (Purchase of Stock in Trade)	0.00	0.00	0.00	0.00	0.00
(b)	Changes in inventories of finished goods and W.I.P and stock-in-trade	0.00	0.00	0.00	1.44	0.00
(c)	Employee benefits expenses	-0.14	1.94	2.48	9.79	2.70
(d)	Finance Cost	449.59	19.00	784.76	784.90	468.59
(e)	Depreciation and Amortisation expenses	14.95	29.90	15.89	63.57	59.82
(f)	Other Expenses	4.92	9.36	1.28	25.14	18.12
	Total Expenses	469.32	60.20	804.41	884.84	549.23
3)	Profit before Tax (1-2)	(468.51)	(60.20)	(803.44)	(882.16)	(548.42)
4)	Tax Expenses					
(a)	Current tax (net of Mat credit)	0.00	0.00	0.00	0.00	0.00
(b)	Deferred Tax	-2.02	0.00	3.29	3.29	-2.02
(c)	Income Tax for earlier year	0.00	0.00	0.00	0.00	0.00
	Total Tax expense	-2.02	0.00	3.29	3.29	-2.02
5)	Net Profit after Tax (3-4)	(470.53)	(60.20)	(800.15)	(878.87)	(550.44)
6)	Other Comprehensive income : (Item that will not be reclassified to profit or loss)					
(a)	Remeasurements of the defined benefit plans	0.00	0.00	0.00	0.00	0.00
(b)	Equity Instruments through other comprehensive income	0.00	0.00	0.00	0.00	0.00
(c)	Deferred Tax relating to the above items	0.00	0.00	0.00	0.00	0.00
	Total Other Comprehensive income /(loss)	0.00	0.00	0.00	0.00	0.00
7)	Profit for the year (5+6)	(470.53)	(60.20)	(800.15)	(878.87)	(550.44)
8)	Paid Up Equity Share Capital (Face Value Rs.10/- each)	707.85	707.85	707.85	707.85	707.85
9)	(I) Earning per share of Rs. 10 each (for period-not annualised)					
	Basic and Diluted	(6.65)	(0.85)	(11.30)	(12.42)	(7.78)



Notes :

- 1) The above result were reviewed by the Audit Committee and approved by the Board of Directors at its meeting held on 29-06-2021
- 2) The Statutory Auditors have carried out "Audit Report" of the Financial Results for the quarter and year ended 31st March 2021
- 3) The Company has adopted Indian Accounting Standards (Ind AS) from April 1, 2017 with transaction date of April 1, of 2016. Accordingly, these financial results have been prepared in accordance with the recognition and measurement principles laid down in the Indian Accounting Standards (Ins AS) 34 Interim Financial Reporting prescribed under Section 133 of the Companies Act, 2013 read with the relevant rules issues thereunder and other accounting principles generally accepted in Indian Financial results for all the periods presented have been prepared in accordance with the recognition and measurement principles of Ind AS 34.
- 4) **The Company is operating in single segment "Trading" in accordance with the provisions of as-17 of ICAI.**
- 5) This Statement is as per Regulation 33 of the SEBI (Listing Obligations and Disclosure Requirements) Regulations, 2015 as modified by Circular No.CIR/CFD/FAC/62/2016 dated July 5, 2016.
- 6) The figures of the last quarter are the balancing figures between the audited figures in respect of the full financial year and the published year-to-date figures upto the third quarter of the relevant financial year.
- 7) The figures for the previous period have been regrouped / rearranged wherever considered necessary.

Place : Mumbai
Date : 29-06-2021



By Order of the Board
For Spectra Industries Ltd


Jaidev Vinod Kumar Gupta
Executive Director & CFO
DIN - 00066999

SPECTRA INDUSTRIES LIMITED
Statement of Change in equity for the year ended 31st March, 2021

(Rs. In Lacs)

	Particulars	As at 31.03.2021	As at 31.03.2020
		Audited	Audited
1	Equity Share Capital		
		707.85	707.85
	Balance at the beginning of the year		
	Changes in equity share capital during the year	-	-
	Balance at the end of the year	707.85	707.85
2	Other Equity		
	Reserve & Surplus		
	Capital Reserve	30.00	30.00
	Balance at the beginning of the year	-	-
	Changes in Capital Reserve during the year	-	-
	Balance at the end of the year	30.00	30.00
	Security Premium	-	-
	Balance at the beginning of the year	-	-
	Changes in Security Premium during the year	-	-
	Balance at the end of the year	-	-
	General Reserve	170.00	170.00
	Balance at the beginning of the year	-	-
	Changes in General Reserve during the year	-	-
	Balance at the end of the year	170.00	170.00
	Revaluation Reserve	-	-
	Balance at the beginning of the year	-	-
	Depreciation on Revalued Building	-	-
	Tax effect on above	-	-
	Balance at the end of the year	-	-
	Retained Earning		
	Balance at the beginning of the year	(4658.88)	(3780.02)
	Profit / (Loss) for the year	(550.45)	(878.86)
	Other Comprehensive Income (Net)	-	-
	Balance at the end of the year	(5209.33)	(4658.88)
	Total Other Equity	(5009.33)	(4458.88)

Place : Mumbai
Date : 29.07.2021



By Order of the Board
For Spectra Industries Ltd

(Signature)
Jaidev Vinod Kumar Gupta
Executive Director & CFO
DIN - 00066999

SPECTRA INDUSTRIES LIMITED

Statement of Assets and Liabilities as per Regulation 33(3) (f) of SEBI Lodr 2015:

Standalone Statement of Assets and Liabilities :

(Rs. In Lacs)

Particulars	As at 31.03.2021 Audited	As at 31.03.2020 Audited
ASSETS :		
1 Non-current assets		
(a) Property, Plant and Equipment	977.33	1037.16
(b) Capital work-in-progress	-	-
(c) Investment in Property	-	-
(d) Goodwill	-	-
(e) Other Intangible assets	-	-
(f) Intangible Assets under development	-	-
(g) Biological Assets other than bearer plants	-	-
(h) Financial Assets	11.18	13.18
(i) Investments	-	-
(ii) Trade receivables	-	-
(iii) Loans	-	-
(j) Deferred tax assets (net)	-	-
(j) Other non-current assets	85.14	85.14
Total Non-Current Assets	1073.65	1135.48
2 Current assets		
(a) Inventories	64.44	64.44
(b) Financial Assets	-	-
(i) Investment	-	-
(ii) Trade receivable	161.52	202.67
(iii) Cash and cash equivalents	7.44	17.60
(iv) Bank balances other than (iii) above	0.12	0.30
(v) Loans	6.86	6.86
(vi) Others (to be specified)	-	-
(c) Current Tax Assets (Net)	-	-
(d) Other current assets	11.36	11.36
Total Current Assets	251.74	303.23
Total Assets	1325.39	1438.71
EQUITY AND LIABILITIES		
Equity		
(a) Equity Share Capital	707.85	707.85
(b) Other Equity	(5009.33)	(4458.88)
Total Equity	(4301.48)	(3751.03)
1 Liabilities		
Non-current liabilities		
(a) Financial Liabilities	-	-
(i) Borrowings	1463.33	1005.02
(ii) Trade payable	-	-
(iii) Other financial liabilities (other than those specified in item (b), to be specified)	-	-
(b) Provisions	30.71	30.71
(c) Deferred tax liabilities (Net)	96.07	94.05
(d) Other non-current liabilities	-	-
Total Non Current Liabilities	1590.11	1129.78
2 Current liabilities		
(a) Financial Liabilities	-	-
(i) Borrowings	3414.05	3452.24
(ii) Trade payables	552.51	537.33
(iii) Other financial liabilities (other than those specified in item (c))	-	-
(b) Other current liabilities	70.19	72.33
(c) Provisions	-	-
(d) Current Tax Liabilities (Net)	0.00	(1.96)
Total Current Liabilities	4036.75	4059.94
Total Equity and Liabilities	1325.39	1,438.71

Place : Mumbai
Date : 29-06-2021




By Order of the Board
For Spectra Industries Ltd


Jaldev Vindd Kumar Gupta
Jaldev Vindd Kumar Gupta
Executive Director & CFO
DIN - 00066999

SPECTRA INDUSTRIES LIMITED

CASH FLOW STATEMENT FOR THE YEAR ENDED MARCH 31, 2021

	31.03.2021	31.03.2020
Cash Flow from Operating Activities	(54,842,660)	(88,216,066)
Profit/ (Loss) before tax and Extra Ordinary items		
Adjustment to reconcile loss before tax to net cash flows:		
Depreciation and amortisation	5,982,490	6,356,884
Employee stock compensation expense	-	-
Provisions Written back	-	-
Bad Debts written off	-	-
Provisions for Gratuity	-	-
Provision for doubtful Debts	-	-
Provision for Interest Payable	40,199,919	112,366,302
Interest Expense	46,837,153	78,472,220
Interest Income	(80,960)	(239,065)
Operating loss before working capital charges	38,095,942	108,740,275
Changes in Working Capital		
(Decrease)/ Increase in Short Term Borrowings	(3,819,293)	(3,576,155)
(Decrease)/ Increase in Long Term Borrowings	-	-
(Decrease)/ Increase in Trade Payables	1,517,473	(244,315)
Increase in Provisions	-	-
Increase in Other Liabilities	(214,053)	(636,970)
(Increase)/ Decrease in Trade receivables	4,115,204	15,355,757
(Increase)/ Decrease in Other Financial Assets	-	-
(Increase) in Loans and advances	-	(65,320)
(Increase) in other current assets	200,000	3,912
(Increase) in other non current assets	-	(8,512,228)
Decrease/ (Increase) in Inventories	-	143,822
	1,799,331	2,468,503
Cash generated from operations	39,895,273	111,208,778
Deferral Sales Tax (SICOM)	-	-
Taxes paid	196,110	914,213
Cash flow before Extra-Ordinary Item	40,091,383	112,122,991
Net cash flow generated from operating activities	(A) 40,091,383	112,122,991
Cash flow from Investing Activities		
Purchase of fixed assets including Capital Work in Progress	-	-
Sales of Fixed Assets	-	-
Interest Received	80,960	239,065
Net Cash (Used in) Investing Activities	(B) 80,960	239,065
Cash flow from Financing Activities		
Proceeds from issuance of Preference Share Capital (including Securities Premium)	-	-
Term Loan from HDFC	5,630,514	5,338,983
Interest Paid	(46,837,153)	(78,472,220)
Net Cash flow from Financing Activities	(41,206,639)	(73,133,237)
Net Increase / (Decrease) in Cash and Cash Equivalents	(A+B+C) (1,034,296)	39,228,820
Cash and Cash equivalents at the beginning of the year	1,789,928	2,761,027
Cash and Cash equivalents at the end of the year	755,631	1,789,928
Components of cash and cash equivalents :		
Cash and Bank balances	755,631	1,789,928
Cash Credit accounts	-	-
Cash and cash equivalents at the end of the year (Note 14)	755,631	1,789,928





SPECTRA INDUSTRIES LIMITED

Tel.: 2889 3933, 77 Fax : 91-22-2889 1342
E-mail : spectragrp@gmail.com
Website : www.spectraindustries.in

Plot No. 9, Spectra Compound, 4th Floor,
Ramchandra Lane Extn., Kanchpada II,
Malad (West), MUMBAI - 400 064.

CIN : L74999MH1992PLC067849

To
The General Manager
DCS - CRD
BSE LIMITED
PhirozeJeejeebhoy Towers
Dalal Street
Mumbai 400 001

Date: June 29, 2021

Dear Sir,

Scrip code: 513687

Sub.: Declaration of Unmodified opinion

Pursuant to Regulation 33 of SEBI (Listing Obligations and Disclosure Requirements) Regulations, 2015 read with the SEBI_circular dated 27052016 the company hereby declares and confirms that the Audit Report in respect of Annual Audited. Financial Results for the year ended 31st March, 2021 is with unmodified opinion from the Auditors of the company.

Thanking you.

Yours faithfully,
For SPECTRA INDUSTRIES LIMITED


JAIDEV GUPTA
EXECUTIVE DIRECTOR
DIN: 00066999



Factory : C-1, MIDC, Murbad, Dist Thane.
Maharashtra-421 401. Tel.: 02524-224298



Auditor's Report On Quarterly Financial Results and Year to Date Results of the Company Pursuant to the Regulation 33 of the SEBI (Listing Obligations and Disclosure Requirements) Regulations, 2015

To Board of Directors of M/s. SPECTRA INDUSTRIES LIMITED

We have audited the quarterly financial results of **M/s. Spectra Industries Limited** for the quarter ended 31.03.2021 and the year to date results for the period from 01.04.2020 to 31.03.2021 attached herewith, being submitted by the company pursuant to the requirement of Regulation 33 of the SEBI (Listing Obligations and Disclosure Requirements) Regulations, 2015. These quarterly financial results as well as the year to date financial results have been prepared on the basis of the interim financial statements, which are the responsibility of the company's management. Our responsibility is to express an opinion on these financial results based on our audit of such interim financial statements, which have been prepared in accordance with the recognition and measurement principles laid down in Accounting Standard for Interim Financial Reporting (AS 25 / Ind AS 34), prescribed, under Section 133 of the Companies Act, 2013 read with relevant rules issued thereunder; or by the Institute of Charter Accountants of India, as applicable and other accounting principles generally accepted in India.

We conducted our audit in accordance with the auditing standards generally accepted in India. Those standards require that we plan and perform the audit to obtain reasonable assurance about whether the financial results are free of material misstatement(s). An audit includes examining, on test basis, evidence supporting the amounts disclosed as financial results. An audit also includes assessing the accounting principles used and significant estimates made by management. We believe that our audit provides a reasonable basis for our opinion.

In our opinion and to the best of our information and according to the explanations given to us these quarterly financial results as well as the year to date results:

- (i) are presented in accordance with the requirements of Regulation 33 of the SEBI (Listing Obligations and Disclosure Requirements) Regulations, 2015 in this regard;
And
- (ii) give a true and fair view of the net profit and other financial information for the quarter ended 31.03.2021 as well as the year to date results for the period from 01.04.2020 to 31.03.2021

Emphasis Matters:

1. The company has defaulted in payment of its loans and the credit facilities with Banks, amounting to Rs 28.73 crores, which is classified by Banks as NPA.
2. Interest and penalty calculations of Bank of India's Term loan account No.010630100001082 has been obtained by the company from Bank. There is uncharged interest of Rs 11,23,66,302.00 by the Bank as on 31.3.2021.



3. The company has defaulted in payment of Statutory Dues. Total amount overdue was Rs 64,98,787 as on Mar 31, 2021
4. During the 12 months period ended on Mar 31, 2021 business activities was closed.
5. The company has maintained the provision for doubtful debts at Rs 19.07 crs amounting to 92% of total receivables.
6. Net worth of the company is negative and Capital is eroded due to losses.

For Choudhary Choudhary & Co
Chartered Accountants



Alok Kumar Mishra
(Partner)

Membership No: 124184

Firm Reg No: 002910C

UDIN: 21124184AAAAAW8134

Place: Mumbai
Date: 29.06.2021