



CELEBRATING 50 YEARS OF KINETIC

KEL:SH:SE

Date: 14 November 2022

To,
The Manager-Corporate Relations Department
BSE Limited
1st Floor, P J Towers
Fort, Mumbai- 400 001.
BSE Scrip Code: 500240

Subject: Unaudited Financial Results for the quarter and half year ended 30 September 2022.

Dear Sir/Madam,

Pursuant to Regulation 33 of the SEBI (Listing Obligations and Disclosure Requirements) Regulations, 2015, we enclose Unaudited Financial Results along with Limited Review Report for the quarter and half year ended 30 September 2022.

Thanking You,

Yours Truly,

For Kinetic Engineering Limited


Chaitanya Mundra
Company Secretary and Compliance Officer
Membership No. ACS 57832



KINETIC ENGINEERING LTD

HEAD OFFICE:
Kinetic Innovation Park
D 1 Block, 18/2 MIDC, Chinchwad,
Pune, Maharashtra 411019, India

FACTORY:
Kinetic Manufacturing Plant
Nagar-Daund Road,
Ahmednagar 414001, India

CONTACT:
+91 20 66142049
www.KineticIndia.com
CIN:L35912MH1970PLC014819

STATEMENT OF UNAUDITED FINANCIAL RESULTS FOR THE QUARTER ENDED 30 SEPTEMBER, 2022

Sr. No.	Particulars	Quarter ended			Half Year Ended		Financial Year
		Sept 30	June 30	Sept 30	Sept 30	Sept 30	(12 Months)
		2022	2022	2021	2022	2021	March 31
		Unaudited	Unaudited	Unaudited	Unaudited	Unaudited	Audited
1	Revenue from Operations						
	(a) Net Sales / Income from Operations	3,450	3,129	3,210	6,580	5,958	12,142
	(b) Other Operating Income	4	3	2	7	7	15
	Total Revenue from Operations (a + b)	3,454	3,132	3,213	6,587	5,965	12,156
2	Other Income	67	60	58	127	117	279
3	Total Income (1+2)	3,522	3,192	3,271	6,714	6,082	12,435
4	Expenses						
	(a) Cost of materials consumed	1,990	1,865	1,885	3,856	3,361	6,955
	(b) Changes in inventories of finished goods, work-in-progress and stock-in-trade	(226)	(127)	(217)	(353)	(273)	(546)
	(c) Employee benefits expenses	467	497	497	964	961	1,913
	(d) Finance costs	177	176	166	353	331	658
	(e) Depreciation and amortisation expenses	161	158	160	320	332	647
	(f) Other expenses	787	733	726	1,520	1,301	2,672
	Total Expenses	3,357	3,303	3,217	6,660	6,013	12,299
5	Profit / (Loss) before tax (3-4)	165	(111)	54	54	69	136
6	Tax Expenses						
	(a) Current Tax	-	-	-	-	-	-
	(b) Deferred Tax	-	-	-	-	-	-
	Total Tax Expenses	-	-	-	-	-	-
7	Profit / (Loss) after tax (5-6)	165	(111)	54	54	69	136
8	Other Comprehensive Income						
	Items that will not be reclassified to Profit or Loss						
	(i) Re-measurement of the net defined benefit plan	-	-	5	-	9	18
	(ii) Income Tax Effect	-	-	-	-	-	-
	Total Other Comprehensive Income	-	-	5	-	9	18
9	Total Comprehensive Income for the period (7+8)	165	(111)	58	54	78	154
10	Paid-up Equity share capital (Face value Rs. 10 per share)	1,900	1,870	1,771	1,900	1,771	1,870
11	Earnings per equity Share						
	(a) Basic	0.87	(0.59)	0.33	0.28	0.44	0.82
	(b) Diluted	0.87	(0.59)	0.33	0.28	0.44	0.82


Notes:

- 1 The above unaudited Financial Results for the quarter ended September 30, 2022 have been reviewed by the Audit Committee and were approved by the Board of Directors at their respective meetings held on 14th November, 2022.
- 2 The company is operating in single segment.
- 3 The Statutory auditors have conducted a limited review of the above unaudited financial results.
- 4 Deferred Tax Asset in respect of carried forward losses is recognized to the extent of Deferred Tax Liability.
- 5 Figures for the previous periods have been regrouped / reclassified, wherever necessary, to conform to current period's presentation.



Place:- Pune
Date:- 14th November, 2022

For and on behalf of Board of Directors
For Kinetic Engineering Limited


A.A. Firodia
(Managing Director)
DIN: 00332204

UDIN NO. 22032900BCZWLUB312

STATEMENT OF STANDALONE ASSETS AND LIABILITIES AS AT 30 TH SEPTEMBER, 2022

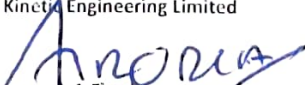
(Rs. In Lakhs)

Sr.	Particulars	As at	As at
		Sep 30, 2022	March 31, 2022
		Unaudited	Audited
A. ASSETS			
1) Non-current assets			
a) Property, Plant & Equipments		6,630	6,860
b) Capital work-in-progress		-	0
c) Other Intangible Assets		13	4
d) Financial Assets			
(i) Investments		461	461
(ii) Others		447	445
e) Deferred Tax Assets		-	-
f) Other Non-Current Assets		66	70
		7,617	7,839
2) Current assets			
a) Inventories		3,933	3,592
b) Financial Assets			
(i) Investments		-	-
(ii) Trade receivables		2,595	3,053
(iii) Cash and cash equivalents		29	16
(iv) Bank Balances other than (iii) above		12	12
(v) Loans		4	4
(vi) Others		1	4
c) Current Tax Assets(Net)		48	41
d) Other current assets		460	409
		7,082	7,130
TOTAL ASSETS		14,699	14,969
EQUITY AND LIABILITIES			
A. Equity			
a) Share Capital		1,900	1,870
b) Other Equity		-301	-597
		1,599	1,274
B. Liabilities			
1) Non-current liabilities			
a) Financial Liabilities			
(i) Borrowings		3,648	3,826
b) Provisions		198	272
c) Other Non-Current Liabilities		1,168	1,260
		5,014	5,358
2) Current liabilities			
a) Financial Liabilities			
(i) Borrowings		2,723	3,130
(ii) Trade payables		4,072	4,104
(iii) Others		400	478
b) Provision		561	519
c) Other Current Liabilities		331	106
		8,086	8,337
TOTAL EQUITY AND LIABILITIES		14,699	14,969



Place:- Pune

Date:- 14th November, 2022

For and on behalf of Board of Directors
For Kinetic Engineering Limited

A.A. Firodia
(Managing Director)

DIN: 00332204

STATEMENT OF STANDALONE CASH FLOWS FOR THE HALF YEAR ENDED SEPTEMBER 30, 2022

Sr.	Particulars	(Rs In Lakhs)	
		Sept 30, 2022	Year ended March 31, 2022
A.	CASH FLOW FROM OPERATING ACTIVITIES	Unaudited	Audited
	Net Profit / (Loss) for the year		
	Adjustment For :		
	Depreciation	54	154
	Interest & Finance charges (Net)		
	Dividend Received	320	647
	Profit (-) / Loss (+) on sale of Assets	240	445
		(0)	(5)
	Operative Profit before Working Capital Changes	-	(13)
	Adjustment for net change in:	614	1,228
	Trade and Other Receivables		
	Inventories	403	(375)
	Trade & Other payables	(341)	(601)
	Cash generated from operations	184	(95)
	Direct Taxes	860	157
	Net Cash Generated from operating activities	(7)	(2)
		853	195
B.	CASH FLOW FROM INVESTING ACTIVITIES		
	Purchase of Property, Plant & Equipment and Intangible Assets		
	Sale of Property, Plant & Equipment and Intangible Assets	(119)	(318)
	Sale Of Investment (Net)	-	83
	Dividend received	(0)	99
	Interest Received	0	5
	Net Cash Generated/(Used) in investing activities	7	5
		(112)	(127)
C.	CASH FLOW FROM FINANCING ACTIVITIES		
	Proceeds from Long Term Borrowings (Net)	(368)	(98)
	Proceeds from Short Term Borrowings	(407)	197
	Issue Of Equity Shares	272	348
	Interest and Financial Charges paid	(224)	(475)
	Net Cash Generated/(Used) in financing activities	(728)	(28)
D.	Net change in Cash and cash equivalents (A+B+C)	14	1
	Cash and Cash Equivalents (Opening)	16	15
	Cash and Cash Equivalents (Closing)	29	16



Place : Pune
Date:- 14th November, 2022

For and on behalf of Board of Directors
For Kinetic Engineering Limited

A.A. Firodia
A.A. Firodia
(Managing Director)
DIN: 00332204

Limited Review Report


Review report to,
The Board of Directors,
Kinetic Engineering Limited.

We have reviewed the accompanying statement of unaudited financial results ("the Statement") of **KINETIC ENGINEERING LIMITED** for the period ended **30th September, 2022**. This statement is the responsibility of the Company's Management and has been approved by the Board of Directors. Our responsibility is to issue a report on these financial statements based on our review.

We conducted our review in accordance with the Standard on Review Engagement (SRE) 2410, Review of Interim Financial information performed by the Independent Auditor of the Entity, issued by the Institute of Chartered Accountants of India. This standard requires that we plan and perform the review to obtain moderate assurance as to whether the financial statements are free of material misstatement. A review is limited primarily to inquiries of company personnel and analytical procedures applied to financial data and thus provide less assurance than an audit. We have not performed an audit and accordingly, we do not express an audit opinion.

Based on our review conducted as above, nothing has come to our attention that causes us to believe that the accompanying statement of unaudited financial results prepared in accordance with applicable accounting standards and other recognized accounting practices and policies has not disclosed the information required to be disclosed in terms of Regulation 33 of the SEBI (Listing Obligations and Disclosure Requirements) Regulations, 2015 including the manner in which it is to be disclosed, or that it contains any material misstatement.

For **M/s PAWAN JAIN & ASSOCIATES**
(Chartered Accountants)
Firm Registration No.: 0107867W


CA PAWAN JAIN
(Partner)
Membership No.: 032900



UDIN NO.: **22032900BCZWL08512**

Place of signature: PUNE

Date: 14th November 2022