

To

BSE Limited

Phiroze Jeejeebhoy Towers,

Dalal Street,

Mumbai - 400001

**Scrip code / Scrip ID: 543194**

Dear Sir/Madam,

**Sub:** - Outcome of Board Meeting & Submission of audited financial results for the half year and year ended March 31<sup>st</sup> 2022.

Pursuant to Regulation 33 read with Regulation 30 of Securities and Exchange Board of India (Listing Obligations and Disclosure Requirements) Regulations, 2015, the audited financial results set out in compliance with Applicable Accounting Standards for the half year and year ended March 31<sup>st</sup> 2022, duly approved by the Board of Directors of Company at their meeting held today i.e. May 28<sup>th</sup> 2022 together with Statement of Assets and Liabilities and Auditor's Report thereon are enclosed.

The Board Meeting commenced at 03:00 PM and concluded at 04:28 PM

The aforesaid results are also being disseminated on Company's website at <https://www.nirmiteerobotics.com/financials/>.

You are requested to kindly update the above information on your record.

**Thanking you,**

**Yours faithfully,**

**For Nirmitee Robotics India Limited**

Jay Prakash Motghare

Whole Time Director

DIN: 07559929

Date: 28th May 2022

Place: Nagpur

To

BSE Limited

Phiroze Jeejeebhoy Towers,

Dalal Street,

Mumbai - 400001

**Scrip code / Scrip ID:** 543194

Dear Sir/Madam,

**Sub:** - Declaration on Auditor's Report under Regulation 33 (3) (d) of the SEBI (Listing Obligations and Disclosure Requirements) Regulation, 2015.

Pursuant to Regulation 33 (3) (d) of the SEBI (Listing Obligations and Disclosure Requirements) Regulation, 2015 we hereby declare and confirm that the Auditor's Report on financial statements and results for the half year and year ended 31<sup>st</sup> March 2022 which are being sent herewith are unmodified and without any qualification.

**Thanking you,**

**Yours faithfully,**

**For Nirmitee Robotics India Limited**

**Nirmitee**<sup>©</sup>  
Innovation. Experience. Excellence

Jay Prakash Motghare

Whole Time Director

DIN: 07559929



Date: 28th May 2022

Place: Nagpur

**Statement of Assets and Liabilities for the year ended 31<sup>st</sup> March 2022**


(In Rs.)

PARTICULARS	YEAR ENDED 31.03.2022	YEAR ENDED 31.03.2021
<b>EQUITY AND LIABILITIES</b>		
<b>Shareholder's Funds</b>		
(a) Share Capital	60,01,980	60,01,980
(b) Reserves and Surplus	3,95,45,955	3,62,78,947
(c) Money received against Share Warrants	-	-
<b>Share Application Money Pending Allotment</b>		
<b>Non-current Liabilities</b>		
(a) Long-term Borrowings	90,000	90,000
(b) Deferred Tax Liabilities (Net)	18,976	40,391
(c) Other Long Term Liabilities	-	-
(d) Long-term Provisions	-	-
<b>Current Liabilities</b>		
(a) Short-term Borrowings	(1,88,071)	(29,734)
(b) Trade Payables		
i. Due to Micro, Small & Medium enterprises	43,983	2,50,964
ii. Due to others	6,07,033	-
(c) Other Current Liabilities	7,44,404	49,18,782
(d) Short-term Provisions	40,82,436	9,18,990
<b>TOTAL</b>	<b>5,09,46,696</b>	<b>4,84,70,320</b>
<b>ASSETS</b>		
<b>Non-Current Assets</b>		
(a) Property, Plant and Equipment and Intangible assets		
(i) Property, Plant and Equipment	28,59,884	25,06,932
(ii) Intangible Assets	48,962	50,342
(iii) Capital work -in- progress	1,12,200	1,12,200
(iv) Intangible Assets under development	-	-
(b) Non-Current Investments	-	-
(c) Deferred Tax Assets (Net)	-	-
(d) Long-term Loans and Advances	1,37,74,754	1,37,85,341
(e) Other Non-Current Assets	-	-
<b>Current Assets</b>		
(a) Current Investments	-	-
(b) Inventories	18,32,981	8,18,316
(c) Trade Receivables	1,88,64,183	2,10,24,407
(d) Cash and Cash Equivalents	67,73,109	35,60,124
(e) Short-term Loans and Advances	12,66,769	1,09,912
(f) Other Current Assets	54,13,855	65,02,746
<b>TOTAL</b>	<b>5,09,46,696</b>	<b>4,84,70,320</b>



**Profit and Loss Statement for the Period ended 31<sup>st</sup> March, 2022**

	Particulars	(in Rs.)				
		Year Ended Audited	Year Ended Audited	Half year ended	Half year ended	Half year ended
		31-Mar-2022	31-Mar-2021	Audited	Unaudited	Audited
			31-Mar-2022	30-Sep-2021	31-Mar-2021	
I	Revenue from Services	4,16,28,927	3,50,00,423	2,72,90,433	1,43,38,494	2,66,49,178
II	Other Income	1,24,128	2,45,836	51,055	73,073	1,37,982
III	<b>Total Revenue ( I + II )</b>	<b>4,17,53,055</b>	<b>3,52,46,259</b>	<b>2,73,41,488</b>	<b>1,44,11,567</b>	<b>2,67,87,160</b>
IV	<b>Expenses :-</b>					
	Purchase of Stock -in Trade	-	-	-	-	-
	Change in Stock	(10,14,665)	(8,18,316)	(7,10,981)	(3,03,684)	35,80,598
	Employee Benefits Expenses	1,31,49,112	1,10,71,264	70,99,532	60,09,828	70,00,135
	Financial Expenses	2,87,158	3,42,143	1,85,527	1,01,631	1,18,081
	Depreciation and Amortisation Expenses	5,67,791	7,41,833	2,69,697	2,98,094	4,00,290
	Other Operating Expenses	2,44,58,065	2,05,94,704	1,29,44,115	1,15,53,702	84,57,276
	<b>Total Expenses</b>	<b>3,74,47,461</b>	<b>3,19,31,628</b>	<b>1,97,87,890</b>	<b>1,76,59,571</b>	<b>1,95,56,380</b>
V	<b>Profit Before Exceptional &amp; Extraordinary Items &amp; tax (III - IV)</b>	<b>43,05,594</b>	<b>33,14,631</b>	<b>75,53,598</b>	<b>(32,48,004)</b>	<b>72,30,780</b>
VI	Exceptional Items	-	-	-	-	-
VII	<b>Profit Before Extraordinary Items &amp; Tax ( V - VI )</b>	<b>43,05,594</b>	<b>33,14,631</b>	<b>75,53,598</b>	<b>(32,48,004)</b>	<b>72,30,780</b>
VIII	Extraordinary Items	-	-	-	-	-
IX	<b>Profit Before Tax ( VII + VIII )</b>	<b>43,05,594</b>	<b>33,14,631</b>	<b>75,53,598</b>	<b>(32,48,004)</b>	<b>72,30,780</b>





X	Tax Expenses					
	(1) Current Tax	10,60,000	9,18,990	10,60,000	-	9,18,990
	(2) Deferred Tax	(21,415)	1,01,453	(50,612)	29,197	66,476
	(3) Previous Years Tax	-	(18,973)	-	-	-
XI	<b>Balance Carried Forward to Balance Sheet ( IX - X )</b>	<b>32,67,009</b>	<b>23,13,162</b>	<b>65,44,209</b>	<b>(32,77,201)</b>	<b>62,45,315</b>
XII	<b>Earnings per equity share:</b>					
	(1) Basic	5.44	3.85	10.90	-5.46	10.41
	(2) Diluted	5.44	3.85	10.90	-5.46	10.41





**Cash Flow Statement for the year ended 31<sup>st</sup> March 2022**

Particulars	For the year ended 31 March, 2022		For the year ended 31 March, 2021	
	Amount Rs.	Amount Rs.	Amount Rs.	Amount Rs.
<b>A. Cash flow from operating activities</b>				
Net Profit / (Loss) before extraordinary items and tax		43,05,594		33,14,630
<i>Adjustments for:</i>				
Depreciation and amortisation	5,67,791		7,41,833	
Finance costs	2,87,158		3,42,143	
Interest income	(1,24,128)		(2,23,871)	
Adjustment in Reserves and Surplus	-	7,30,821	-	8,60,105
Operating profit / (loss) before working capital changes		50,36,415		41,74,735
<i>Changes in working capital:</i>				
<i>Adjustments for (increase) / decrease in operating assets:</i>				
Current Investments	-		-	
Inventories	(10,14,666)		(8,18,316)	
Trade receivables	21,60,224		(1,06,16,878)	
Short-term loans and advances	(11,56,858)		1,22,998	
Other current assets	10,88,891		(23,62,297)	
Long-term loans and advances	10,587	10,88,179	(97,23,037)	(2,33,97,530)
<i>Adjustments for increase / (decrease) in operating liabilities:</i>				
Trade payables	4,00,051		(10,58,971)	
Other current liabilities	(41,74,378)		32,69,979	
Other long-term liabilities	-		-	
Short-term provisions	31,63,446		(2,02,566)	
Short-term borrowings		(6,10,881)	(89,033)	19,19,409
		55,13,713		(1,73,03,386)
Cash flow from extraordinary items		-		-
Cash generated from operations		55,13,713		(1,73,03,386)
Net income tax (paid) / refunds		10,60,000		9,18,990
Previous year tax				(18,973)
		<b>44,53,713</b>		<b>(1,64,03,369)</b>
<b>Net cash flow from / (used in) operating activities (A)</b>				<b>(1,82,03,403)</b>



<b>B. Cash flow from investing activities</b>				
Capital expenditure on fixed assets, including capital advances	(9,19,362)		(8,34,449)	
Work in Progress			(1,12,200)	
Interest Earned	1,24,128		2,23,871	
Investments in Fixed Deposits	-		-	
Amounts received from LLPs	-	(7,95,234)	-	(7,22,778)
Cash flow from extraordinary items			-	-
		(7,95,234)		(7,22,778)
Net income tax (paid) / refunds				
<b>Net cash flow from / (used in) investing activities (B)</b>		<b>(7,95,234)</b>		<b>(7,22,778)</b>
<b>C. Cash flow from financing activities</b>				
Net Proceeds from long-term borrowings	-		-	
Repayment of short-term borrowings	(1,58,337)		-	
Finance cost	(2,87,158)		(3,42,143)	
Net Proceeds from Issue of Shares	-	(4,45,495)	1,49,12,000	1,45,69,857
Cash flow from extraordinary items			-	-
<b>Net cash flow from / (used in) financing activities (C)</b>		<b>(4,45,495)</b>		<b>1,45,69,857</b>
<b>Net increase / (decrease) in Cash and cash equivalents (A+B+C)</b>		<b>32,12,985</b>		<b>(43,56,324)</b>
Cash and cash equivalents at the beginning of the year		35,60,124		79,16,447
Effect of exchange differences on restatement of foreign currency Cash and cash equivalents		-		-
<b>Cash and cash equivalents at the end of the year</b>		<b>67,73,109</b>		<b>35,60,124</b>
<b>Reconciliation of Cash and cash equivalents with the Balance Sheet:</b>				
Cash and cash equivalents as per Balance Sheet		67,73,109		35,60,124
Less: Bank balances not considered as Cash and cash equivalents as defined in AS 3 Cash Flow Statements (give details)		-		-
Net Cash and cash equivalents (as defined in AS 3 Cash Flow Statements) included in Note 19		<b>67,73,109</b>		<b>35,60,124</b>




Add: Current investments considered as part of Cash and cash equivalents (as defined in AS 3 Cash Flow Statements) (Refer Note (ii) to Note 16 Current investments)		-	
<b>Cash and cash equivalents at the end of the year *</b>		<b>67,73,109</b>	<b>35,60,124</b>


**Notes:**

1. Previous period's figures have been re-grouped/re-classified wherever necessary.
2. The above results for half year and year ended 31<sup>st</sup> March 2022 has been reviewed by the audit committee on 19<sup>th</sup> May 2022 at 11.00 A.M. and approved by the Board of Directors at their meeting held on 28<sup>th</sup> May 2022 at 03.00 P.M.

**For Nirmitee Robotics India Limited**



**Kartik Eknath Shende**  
Director  
DIN: 02627131

**Rajesh Narendra Admane**  
Director  
DIN: 01504366



**Date:** 28/05/2022  
**Place:** Nagpur

Innovation. Experience. Excellence



## Independent Auditor's Report

To  
THE BOARD OF DIRECTORS  
NIRMITEE ROBOTICS INDIA LIMITED

### Opinion

We have audited the accompanying Standalone Financial Results of **NIRMITEE ROBOTICS INDIA LIMITED.**, (the Company) for the half year and year ended **31<sup>st</sup> March 2022** ("the Statement") being submitted by the Company pursuant to the requirement of Regulation 33 of the SEBI (Listing Obligations and Disclosures Requirements) Regulations 2015, as amended ("the listing regulations").

In our opinion and to the best of our information and according to the explanations given to us, these Standalone Financial Results


- i. are presented in accordance with the requirements of Regulation 33 of the Listing Regulations in this regard; and
- ii. gives a true and fair view in conformity with the recognition and measurement principles laid down in the applicable accounting standards prescribed under section 133 of the Companies Act, 2013 (the Act) and other accounting principles generally accepted in India, of the net profit and other comprehensive income and other financial information for the half year and year ended 31<sup>st</sup> March 2022.

### Basis for Opinion

We conducted our audit in accordance with the Standards on Auditing (SAs) specified under section 143(10) of the Companies Act, 2013. Our responsibilities under those Standards are further described in the *Auditor's Responsibilities for the Audit of the Standalone Financial Results* section of our report. We are independent of the Company in accordance with the *Code of Ethics* issued by the Institute of Chartered Accountants of India together with the ethical requirements that are relevant to our audit of the financial results under the provisions of the Companies Act, 2013 and the Rules thereunder, and we have fulfilled our other ethical responsibilities in accordance with these requirements and the Code of Ethics. We believe that the audit evidence we have obtained is sufficient and appropriate to provide a basis for our opinion.

### Management's Responsibilities for the Standalone Financial Results

These half yearly and yearly Standalone Financial Results have been prepared on the basis of the interim and annual Standalone Financial Results respectively. The Company's Board of Directors are responsible for preparation of these financial results



that give a true and fair view of the net profit and other financial information in accordance with the recognition and measurement principles laid down in Accounting Standard 25, "Interim Financial Reporting" prescribed under section 133 of the Act read with relevant rules issued thereunder and other accounting principles generally accepted in India and in compliance with regulation 33 of the Listing Regulations. This responsibility also includes maintenance of adequate accounting records in accordance with the provisions of the Act for safeguarding the assets of the Company and for preventing and detecting frauds and other irregularities; selection and application of appropriate accounting policies; making judgments and estimates that are reasonable and prudent; and design, implementation and maintenance of adequate internal financial controls, that were operating effectively for ensuring the accuracy and completeness of the accounting records, relevant to the preparation and presentation of the Standalone Financial Results that give a true and fair view and are free from material misstatement, whether due to fraud or error.

In preparing the Standalone Financial Results, the Board of Directors are responsible for assessing the Company's ability to continue as a going concern, disclosing, as applicable, matters related to going concern and using the going concern basis of accounting unless the Board of Directors either intends to liquidate the Company or to cease operations, or has no realistic alternative but to do so.

The Board of Directors are also responsible for overseeing the Company's financial reporting process.

### **Auditor's Responsibilities for the Audit of the Standalone Financial Results**

Our objectives are to obtain reasonable assurance about whether the Standalone Financial Results as a whole are free from material misstatement, whether due to fraud or error, and to issue an Auditor's Report that includes our opinion. Reasonable assurance is a high level of assurance, but is not a guarantee that an audit conducted in accordance with SAs will always detect a material misstatement when it exists. Misstatements can arise from fraud or error and are considered material if, individually or in the aggregate, they could reasonably be expected to influence the economic decisions of users taken on the basis of these Standalone Financial Results.

As part of an audit in accordance with SAs, we exercise professional judgment and maintain professional skepticism throughout the audit. We also:

- Identify and assess the risks of material misstatement of the Standalone Financial Results, whether due to fraud or error, design and perform audit procedures responsive to those risks, and obtain audit evidence that is sufficient and appropriate to provide a basis for our opinion. The risk of not detecting a material misstatement resulting from fraud is higher than for one resulting from error, as fraud may involve collusion, forgery, intentional omissions, misrepresentations, or the override of internal control.
- Obtain an understanding of internal control relevant to the audit in order to design audit procedures that are appropriate in the circumstances but not for the purpose of expressing an opinion on the effectiveness of the company's internal control.



- Evaluate the appropriateness of accounting policies used and the reasonableness of accounting estimates and related disclosures made by Board of Directors.
- Conclude on the appropriateness of Board of Directors use of the going concern basis of accounting and, based on the audit evidence obtained, whether a material uncertainty exists related to events or conditions that may cast significant doubt on the Company's ability to continue as a going concern. If we conclude that a material uncertainty exists, we are required to draw attention in our auditor's report to the related disclosures in the Standalone Financial Results or, if such disclosures are inadequate, to modify our opinion. Our conclusions are based on the audit evidence obtained up to the date of our auditor's report. However, future events or conditions may cause the Company to cease to continue as a going concern.
- Evaluate the overall presentation, structure and content of the Standalone Financial Results, including the disclosures, and whether the Standalone Financial Results represent the underlying transactions and events in a manner that achieves fair presentation.

We communicate with those charged with governance regarding, among other matters, the planned scope and timing of the audit and significant audit findings, including any significant deficiencies in internal control that we identify during our audit.

We also provide those charged with governance with a statement that we have complied with relevant ethical requirements regarding independence, and to communicate with them all relationships and other matters that may reasonably be thought to bear on our independence, and where applicable, related safeguards.

**Other Matter:**

The statements include the results for the half year ended 31<sup>st</sup> March 2022 being balancing figures between audited figures in respect of the full financial year and the published audited year to date figures upto the first half year of the current financial year which were subjected to limited review by us.

Place: Nagpur  
Date: 28.05.2022



For B P S D & Associates  
Chartered Accountants  
FRN: 118251W

CA Shantanu Deshmukh  
Partner  
Membership No. 103837  
UDIN No.: 22103837AJUGMM8965