

**BSE Limited**

Floor 25, Phiroze Jeejeebhoy Tower,  
Dalal Street,  
Mumbai – 400 001

**Scrip Code:** 524109

**National Stock Exchange India Limited,**

Exchange Plaza, C-1, Block-G,  
Bandra Kurla Complex, Bandra (East),  
Mumbai-400051.

**Stock Code:** KABRAEXTRU

Dear Sirs,

**Sub: Outcome of Board Meeting of the Company held on July 09, 2020**

In continuation to our letter dated July 04, 2020 and in terms of the provisions of Regulations 30 and Regulation 33 of the SEBI (Listing Obligations & Disclosure Requirements) Regulations, 2015, we wish to inform that Board of Directors of the Company at its meeting held today, inter alia, has:

1. considered and approved Audited Financial Results (Standalone and Consolidated) for the Quarter and Financial Year ended March 31, 2020, a copy whereof along with Auditors report and declaration confirming that the Audit Reports are with an unmodified opinion is enclosed herewith as **Annexure-1**. The said Financial results are being uploaded on the Company's website www.kolsite.com and will be published in the newspapers as per the requirements of the SEBI Listing Regulations.
2. decided not to recommend any final dividend for the financial year 2019-20. The interim dividend of Rs.1.50 per share (@ 30 %) declared by the Board at its meeting held on March 11, 2020 shall be considered as the final dividend for the FY 2019-20.
3. considered the proposal of voluntary delisting its equity shares from the BSE Ltd., pursuant to Regulation 6 of the SEBI (Delisting of Equity Shares) Regulations, 2009 as amended from time to time, while continue to be listed on National Stock Exchange of India Ltd., and authorised the Chairman & Managing Director (CMD) to decide and finalise as deemed appropriate.
4.
  - a) approved the re-appointment of Mr. B. L. Bagra as Independent Directors for a second term of five consecutive years upon completion of current tenure, as recommended by the Nomination & Remuneration Committee subject to approval of members at the ensuing Annual General Meeting ("AGM") by special resolution. He is not debarred from holding the office of Director by virtue of any SEBI order or any other such authority
  - b) taking on record resignation of Mr. S. Shenoy, Chief Executive Officer & Key Managerial Personnel (KMP) of the Company w.e.f July 08, 2020
  - c) approved appointment of Mr. Akash Khandelwal as Chief Executive Officer & Key Managerial Personnel (KMP) pursuant to Section 203 of the Companies Act, 2013 w.e.f. July 09, 2020;

The information thereof pursuant to SEBI Circular no. CIR/CFD/CMD/4/2015 is annexed herewith as **Annexure-2**.

The meeting of the Board of Directors commenced at 12.15 p.m. and concluded at 05:00 p.m.

Kindly take our above submission on your record.

Thanking you,  
Yours faithfully,

For **Kabra Extrusiontechnik Limited**

SD/-

Arya Chachad

**Company Secretary**

www.kolsite.com

A Kolsite Group Company

**Kabra Extrusiontechnik Ltd.**

Fortune Terraces, B wing, 10th Floor, Link Road, Opp. Citi Mall,  
Andheri (West), Mumbai - 400 053. Maharashtra, India.

**Phone :** +91-22-26734822/23/24/25 • **Fax :** +91-22-2673 5041 • **Email :** sales@kolsitegroup.com

**Works 1 :**

Kabra Industrial Estate, Kachigam, Daman - 396210. India

**Works 2 :**

Survey No. 259/1 to 5, 260/1 to 6, 265/3, Costal Highway, Dunetha, Daman – 396210. India.

**Tel. :** +91-260-2241 401-3 / 2242 616 • **Fax :** +91-260-2241 965 • **Email :** ket@kolsitegroup.com

**CIN -** L28900MH1982PLC028535

Collaboration with

battenfeld-cincinnati 

**Kabra Extrusiontechnik Ltd.**  
**CONSOLIDATED AUDITED FINANCIAL RESULTS**  
**FOR THE PERIOD ENDED 31st March 2020**

(₹ in lakhs)

Sr. No.	Particulars	Standalone					Consolidated				
		Quarter ended			Year ended		Quarter ended			Year ended	
		Mar 31	Dec 31	Mar 31	Mar 31	Mar 31	Mar 31	Dec 31	Mar 31	Mar 31	Mar 31
		2020	2019	2019	2020	2019	2020	2019	2019	2020	2019
		Audited	Unaudited	Audited	Audited	Audited	Unaudited	Audited	Audited	Audited	
I	Revenue from operations	5,585.40	6,633.75	9,890.26	22,018.99	24,514.19	5,585.40	6,633.75	9,890.26	22,018.99	24,514.19
II	Other Income	81.33	67.61	571.77	294.36	1,993.59	81.33	67.61	571.77	294.36	1,993.59
III	<b>Total income ( I + II )</b>	<b>5,666.73</b>	<b>6,701.36</b>	<b>10,462.03</b>	<b>22,313.35</b>	<b>26,507.78</b>	<b>5,666.73</b>	<b>6,701.36</b>	<b>10,462.03</b>	<b>22,313.35</b>	<b>26,507.78</b>
IV	<b>EXPENSES</b>										
	Cost of material consumed	4,165.22	5,022.16	4,640.24	16,531.80	15,750.47	4,165.22	5,022.16	4,640.24	16,531.80	15,750.47
	Changes in inventories of finished goods & work in progress	(718.66)	(1,040.29)	1,251.73	(3,050.19)	(797.02)	(718.66)	(1,040.29)	1,251.73	(3,050.19)	(797.02)
	Excise Duty	-	-	-	-	-	-	-	-	-	-
	Employee benefit expense	730.81	795.49	743.13	3,203.27	3,471.82	730.81	795.49	743.13	3,203.27	3,471.82
	Finance Cost	31.08	36.74	71.40	145.65	249.75	31.08	36.74	71.40	145.65	249.75
	Depreciation and amortisation expense	201.38	191.00	190.93	771.79	723.24	201.38	191.00	190.93	771.79	723.24
	Other Expenses	1,115.01	1,182.74	1,559.58	4,082.05	4,023.54	1,115.01	1,182.74	1,559.58	4,082.05	4,023.54
	<b>Total expenses ( IV )</b>	<b>5,524.83</b>	<b>6,187.85</b>	<b>8,457.01</b>	<b>21,684.38</b>	<b>23,421.80</b>	<b>5,524.83</b>	<b>6,187.85</b>	<b>8,457.01</b>	<b>21,684.38</b>	<b>23,421.80</b>
V	<b>Profit/(Loss) before exceptional items &amp; tax ( III - IV )</b>	<b>141.90</b>	<b>513.51</b>	<b>2,005.02</b>	<b>628.98</b>	<b>3,085.98</b>	<b>141.90</b>	<b>513.51</b>	<b>2,005.02</b>	<b>628.98</b>	<b>3,085.98</b>
VI	Share in Profit/(Loss) of Joint Ventures (net of tax)	-	-	-	-	-	(1.97)	(8.10)	(5.27)	(5.69)	(9.93)
VII	Exceptional items	-	-	-	-	-	-	-	-	-	-
VIII	<b>Profit/ (Loss) before tax ( V - VI - VII )</b>	<b>141.90</b>	<b>513.51</b>	<b>2,005.02</b>	<b>628.98</b>	<b>3,085.98</b>	<b>139.93</b>	<b>505.40</b>	<b>1,999.75</b>	<b>623.29</b>	<b>3,076.04</b>
IX	Tax expenses										
	Current Tax	-	-	440.00	-	440.00	-	-	440.00	-	440.00
	Income Tax Earlier Year	14.46	-	33.83	14.46	33.83	14.46	-	33.83	14.46	33.83
	MAT Credit entitlement	(9.11)	(65.00)	(70.67)	(74.11)	(70.67)	(9.11)	(65.00)	(70.67)	(74.11)	(70.67)
	Deferred Tax	60.17	(4.97)	(36.89)	(58.46)	235.60	60.17	(4.97)	(36.89)	(58.46)	235.60
X	<b>Profit/ (Loss) for the period ( VIII - IX )</b>	<b>76.39</b>	<b>583.47</b>	<b>1,638.74</b>	<b>747.09</b>	<b>2,447.21</b>	<b>74.42</b>	<b>575.37</b>	<b>1,633.47</b>	<b>741.40</b>	<b>2,437.28</b>
XI	<b>Other Comprehensive Income</b>										
	i) Items that will not be reclassified to profit or loss	(1,208.14)	(223.43)	287.02	(1,561.75)	(298.48)	(1,208.14)	(223.43)	287.02	(1,561.75)	(298.48)
	ii) Income tax relating to items that will not be reclassified to profit or loss	-	-	(62.50)	-	(83.87)	-	-	(62.50)	-	(83.87)
XII	<b>Total Comprehensive Income for the period ( X + XI ) (Comprising Profit (Loss) and Other Comprehensive Income for the period)</b>	<b>(1,131.74)</b>	<b>360.04</b>	<b>1,863.26</b>	<b>(814.66)</b>	<b>2,064.86</b>	<b>(1,133.72)</b>	<b>351.94</b>	<b>1,857.99</b>	<b>(820.35)</b>	<b>2,054.93</b>
XIII	Paid up Equity Share Capital (Face Value of Rs. 5/- each)	1,595.12	1,595.12	1,595.12	1,595.12	1,595.12	1,595.12	1,595.12	1,595.12	1,595.12	1,595.12
XIV	<b>Earning per equity share basic and diluted but not annualized (for continuing operations)</b>	<b>0.24</b>	<b>1.83</b>	<b>5.14</b>	<b>2.34</b>	<b>7.67</b>	<b>0.23</b>	<b>1.80</b>	<b>5.12</b>	<b>2.32</b>	<b>7.64</b>

**Notes**

- The above Results have been reviewed and recommended by the Audit Committee & approved by the Board of Directors at its Meeting held on 9th July 2020.
- During the Financial Year ended 31st March 2019, the Company has sold its investment in shares of BW-PTI Holdings Inc (erstwhile Gloucester Engineering Co. Inc). Impact of Gain/(Loss) has been accounted in Other Income & OCI.
- Effective from 1st April, 2019, the company has adopted Ind AS 116 "Leases". The effect of adoption on the results of the company was insignificant.
- Figures for previous periods have been regrouped wherever necessary.

Place: Mumbai  
Date: July 09, 2020



For Kabra Extrusiontechnik Limited

*S. V. Kabra*  
S. V. Kabra  
Chairman & Managing Director  
(DIN: 00015415)

**Kabra Extrusiontechnik Ltd.**
**STANDALONE & CONSOLIDATED SEGMENT INFORMATION FOR THE YEAR ENDED MARCH 31, 2020**

(₹ in Lakhs)

Sr No	Particulars	Standalone		Consolidated	
		Year ended		Year ended	
		March 31, 2020	March 31, 2019	March 31, 2020	March 31, 2019
(i)	<b>Segment Revenue</b>				
	Extrusion Machinery Division	22,312.10	26,507.78	22,312.10	26,507.78
	Battery Division	1.25	-	1.25	-
	<b>Total Segment Revenue</b>	<b>22,313.35</b>	<b>26,507.78</b>	<b>22,313.35</b>	<b>26,507.78</b>
(ii)	<b>Segment Results</b>				
	Extrusion Machinery Division	1,067.94	3,335.73	1,067.94	3,335.73
	Battery Division	-293.31	-	-293.31	-
	<b>Total Segment Results</b>	<b>774.63</b>	<b>3,335.73</b>	<b>774.63</b>	<b>3,335.73</b>
	Unallocated Corporate income net of unallocated expenses	-	-	-	-
	Profit / (loss) before interest and taxation	774.63	3,335.73	774.63	3,335.73
	Finance Cost	145.65	249.75	145.65	249.75
	Profit (+)/loss (-) before exceptional items and share of loss	628.98	3,085.98	628.98	3,085.98
	Share in profit/(loss) of joint ventures / associates	-	-	-5.69	-9.93
	Profit(+)/Loss(-) before exceptional items and tax	628.98	3,085.98	623.30	3,076.04
	Exceptional items	-	-	-	-
	Profit(+)/ Loss (-) before tax	628.98	3,085.98	623.30	3,076.04
	Tax Expenses				
	Current Tax	-	440.00	-	440.00
	MAT Credit Entitlement	-74.11	-70.67	-74.11	-70.67
	(Excess)/Short provision for taxation in respect of earlier year	14.46	33.83	14.46	33.83
	Deferred Tax	-58.46	235.60	-58.46	235.60
Net Profit/ (loss) after tax	747.10	2,447.21	741.41	2,437.28	
Other Comprehensive Income	-1,561.76	-382.35	-1,561.76	-382.35	
Net Comprehensive Income	-814.66	2,064.86	-820.35	2,054.93	
(iii)	<b>Segment Assets</b>				
	Extrusion Machinery Division	25,112.91	32,556.83	25,112.91	32,496.64
	Battery Division	5,758.13	1,761.86	5,758.13	1,761.86
	Total Segment Assets	30,871.04	34,318.69	30,871.04	34,258.50
	Unallocated Corporate Assets	6,131.35	-	6,065.47	-
	<b>Total Assets</b>	<b>37,002.39</b>	<b>34,318.69</b>	<b>36,936.51</b>	<b>34,258.50</b>
(iv)	<b>Segment Liabilities</b>				
	Extrusion Machinery Division	10,861.41	34,318.69	10,252.88	34,258.50
	Battery Division	2,418.85	-	3,027.37	-
	Total Segment Liabilities	13,280.26	34,318.69	13,280.26	34,258.50
	Unallocated Corporate Liabilities	23,722.13	-	23,656.25	-
	<b>Total Liabilities</b>	<b>37,002.39</b>	<b>34,318.69</b>	<b>36,936.51</b>	<b>34,258.50</b>
(v)	<b>Capital Employed</b>				
	Extrusion Machinery Division	14,251.51	-1,761.86	14,860.03	-1,761.86
	Battery Division	3,339.27	1,761.86	2,730.75	1,761.86
	Unallocated	-17,590.78	-	-17,590.78	-

**Notes :**

- 1 Company's Pune Plant Facility (Battery Division) has become operational & become reportable segment in current financial year.
- 2 Previous year figures have been regrouped wherever necessary.




**Kabra Extrusiontechnik Ltd.**
**Statement of Assets & Liabilities as at 31st March 2020 & 31 March 2019**
**(Rupees in lakhs)**

Sr. No.	Particulars	Standalone		Consolidated	
		As at March 31, 2020	As at March 31, 2019	As at March 31, 2020	As at March 31, 2019
	<b>ASSETS</b>				
(1)	<b>Non-current assets</b>				
	Property, Plant and Equipment	12,895.27	11,588.24	12,895.27	11,588.24
	Capital work-in-progress	722.96	96.36	722.96	96.36
	Investment Property	-	-	-	-
	Goodwill	-	-	-	-
	Other Intangible assets	512.03	425.74	512.03	425.74
	Financial Assets				
	Investments	2,219.72	3,802.22	2,153.84	3,742.03
	Trade receivables	-	-	-	-
	Loans	96.90	83.95	96.90	83.95
	Others	-	-	-	-
	Deferred tax assets (net)	36.66	166.97	36.66	166.97
	Other non-current assets	1,000.03	537.42	1,000.03	537.42
	<b>Total non-current assets</b>	<b>17,483.57</b>	<b>16,700.90</b>	<b>17,417.69</b>	<b>16,640.71</b>
(2)	<b>Current assets</b>				
	Inventories	12,520.86	10,616.19	12,520.86	10,616.19
	Financial Assets				
	Investments	2,068.16	1,367.07	2,068.16	1,367.07
	Trade receivables	1,628.30	3,542.61	1,628.30	3,542.61
	Cash and cash equivalents	82.19	216.47	82.19	216.47
	Other balances with banks	551.36	55.45	551.36	55.45
	Loans	53.75	46.84	53.75	46.84
	Other financial assets	669.15	1,046.46	669.15	1,046.46
	Current Tax Assets (net)	353.46	-	353.46	-
	Other current assets	1,591.60	726.70	1,591.60	726.70
	<b>Total current assets</b>	<b>19,518.82</b>	<b>17,617.79</b>	<b>19,518.82</b>	<b>17,617.79</b>
	<b>TOTAL ASSETS</b>	<b>37,002.39</b>	<b>34,318.69</b>	<b>36,936.51</b>	<b>34,258.50</b>
	<b>EQUITY AND LIABILITIES</b>				
	<b>Equity</b>				
	Equity Share capital	1,595.12	1,595.12	1,595.12	1,595.12
	Other Equity	21,686.00	23,077.56	21,620.12	23,017.37
	<b>Total equity</b>	<b>23,281.12</b>	<b>24,672.68</b>	<b>23,215.24</b>	<b>24,612.49</b>
(1)	<b>LIABILITIES</b>				
	<b>Non-current liabilities</b>				
	Financial Liabilities				
	Borrowings	1,500.00	-	1,500.00	-
	Trade payables	-	-	-	-
	Other financial liabilities	-	-	-	-
	Provisions	195.25	266.75	195.25	266.75
	Deferred tax liabilities (net)	-	-	-	-
	Other non-current liabilities	-	-	-	-
	<b>Total non-current liabilities</b>	<b>1,695.25</b>	<b>266.75</b>	<b>1,695.25</b>	<b>266.75</b>
(2)	<b>Current liabilities</b>				
	Financial liabilities				
	Borrowings	1,172.43	942.82	1,172.43	942.82
	Trade payables	4,487.13	3,820.44	4,487.13	3,820.44
	Other financial liabilities	1,412.32	1,065.18	1,412.32	1,065.18
	Other current liabilities	4,708.38	2,945.73	4,708.38	2,945.73
	Provisions	245.77	299.61	245.77	299.61
	Current tax liabilities (net)	-	305.48	-	305.48
	<b>Total current liabilities</b>	<b>12,026.03</b>	<b>9,379.27</b>	<b>12,026.03</b>	<b>9,379.27</b>
	<b>Total liabilities</b>	<b>13,721.27</b>	<b>9,646.01</b>	<b>13,721.27</b>	<b>9,646.01</b>
	<b>TOTAL EQUITY AND LIABILITIES</b>	<b>37,002.39</b>	<b>34,318.69</b>	<b>36,936.51</b>	<b>34,258.50</b>

 Place: Mumbai  
 Date: July 09, 2020


For Kabra Extrusiontechnik Limited

  
 S. V. Kabra  
 Chairman & Managing Director  
 (DIN: 00015415)

**Kabra ExtrusionTechnik Limited**
**Cash Flow Statement for the year ended 31st March 2020**
*(All amounts are in Indian rupees lakhs unless otherwise stated)*

Particulars	For the year ended March 31, 2020	For the year ended March 31, 2019
	Rs	Rs
<b>A. Cash flow from operating activities</b>		
Net Profit / (Loss) before extraordinary items and tax	628.98	3,085.98
<i>Adjustments for:</i>		
Depreciation and amortisation (including exceptional item)	771.79	723.24
Provision for impairment of fixed assets and intangibles		
Profit on sale of property, plant and equipments	(11.80)	(2.95)
Profit on sale of investment	(78.63)	(4.74)
Dividend income from current investments	(187.37)	(129.36)
Fair value changes of current investments	20.56	(20.10)
Interest income from financial assets at amortised cost	(16.56)	(566.78)
Interest expenditure on borrowings	79.42	166.05
Interest Expenditure of earlier year	14.46	33.83
Bill discounting charges	36.25	39.13
Other borrowing cost	29.98	44.57
Fair value changes in derivative instrument	56.29	0.51
Fair value changes in non-current investments	-	(1,269.66)
Remeasurements of defined benefit plans	20.75	(1.44)
Provision for doubtful trade and other receivables, loans and advances	-	4.22
<b>Operating profit / (loss) before working capital changes</b>	<b>1,364.12</b>	<b>2,102.51</b>
<b>Changes in working capital:</b>		
(Increase) / Decrease in inventories	(1,904.67)	(385.42)
(Increase) / Decrease in trade receivables	1,914.31	869.92
(Increase) / Decrease in other bank balances	(495.91)	(2.06)
(Increase) / Decrease in current loans	(6.91)	4.49
(Increase) / Decrease in other current financial asset	377.30	(957.67)
(Increase) / Decrease in other current assets	(864.89)	665.74
(Increase) / Decrease in non-current loans	(12.95)	(2.67)
(Increase) / Decrease in other non-current assets	-	(19.85)
Increase / (Decrease) in trade payables	666.69	(1,781.48)
Increase / (Decrease) in current other financial liabilities	347.14	200.92
Increase / (Decrease) in other current liabilities	1,762.66	239.03
Increase / (Decrease) in short-term provision	(53.84)	(34.06)
Increase / (Decrease) in long-term provision	(71.50)	(38.63)
Cash generated from operations	3,021.54	860.77
Net income tax (paid) / refunds	(250.32)	(283.45)
MAT Credit utilised	74.11	20.94
<b>Net cash flow from / (used in) operating activities</b>	<b>2,845.33</b>	<b>598.26</b>
<b>B. Cash flow from investing activities</b>		
Capital expenditure on property plant and equipment	(2,707.19)	(1,597.97)
Expenditure on intangibles (including capital advance)	(644.74)	(531.33)
Proceeds from sale of property plant and equipment	11.80	2.95
Investment in joint ventures	-	(65.00)
Deffered Tax Expenses	-	-
Sale of investment Non Current Investment	-	1,575.16
Net sale / (purchase) of current investments	(779.72)	(13.89)
Interest received	16.56	566.78
Dividend received	187.37	129.36
<b>Net cash flow from / (used in) investing activities</b>	<b>(3,915.92)</b>	<b>66.05</b>
<b>C. Cash flow from financing activities</b>		
Interest expenditure on term loan and cash credit	(79.42)	(166.05)
Interest Expenditure of earlier year	(14.46)	(33.83)
Bill discounting charges	(36.25)	(39.13)
Other borrowing cost	(29.98)	(44.57)
Fair value changes in derivative instrument	(56.29)	(0.51)
Interim dividend	(478.53)	(638.05)
Tax on interim dividend	(98.37)	(131.15)
Borrowings / (Repayment) (Net)	1,729.60	535.64
<b>Net cash flow from / (used in) financing activities</b>	<b>936.31</b>	<b>(517.66)</b>
<b>Net increase / (decrease) in Cash and cash equivalents</b>	<b>(134.29)</b>	<b>146.65</b>
Cash and cash equivalents at the beginning of the year	216.47	69.82
<b>Cash and cash equivalents at the end of the year</b>	<b>82.19</b>	<b>216.47</b>

Place: Mumbai  
Date: July 09, 2020



For Kabra Extrusiontechnik Limited

*S. V. Kabra*  
S. V. Kabra  
Chairman & Managing Director  
(DIN: 00015415)



A.G. OGALE & CO.

Chartered Accountants



INDEPENDENT AUDIT REPORT FOR THE QUARTER AND YEAR ENDED MARCH 31, 2020  
STANDALONE FINANCIAL RESULTS

To the Board of Directors of  
Kabra Extrusiontechnik Limited

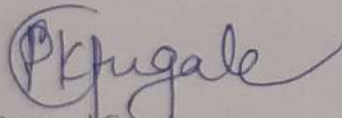
1. We have audited the accompanying statement of standalone financial results of Kabra Extrusiontechnik Limited (the "Company") for the quarter and year ended March 31, 2020 ("the Statement"), being submitted by the Company pursuant to the requirement of Regulation 33 of the SEBI (Listing Obligations and Disclosure Requirements) Regulations, 2015, read with SEBI Circular No. CIR/CFD/FAC/62/2016 dated July 5, 2016. Attention is drawn to the fact that the figures for the quarter ended March 31, 2020 and the corresponding quarter ended in the previous year as reported in these annual standalone financial results are balancing figures between audited figures in respect of full financial year and published year to date standalone figures up to end of the third quarter of the financial year, which were subjected to a limited review was required under the Regulations and the Circular.
2. This statement which is the responsibility of the Company's Management and has been approved by the Board of Directors. The Statement, as it relates to the quarter year ended March 31, 2020, has been compiled from the related interim condensed standalone financial statements prepared in accordance with Indian Accounting Standard 34, "Interim Financial Reporting" ("Ind AS 34") and as it relates to the year ended March 31, 2020, has been compiled from the related annual standalone financial statements prepared in accordance with Indian Accounting Standards, prescribed under Section 133 of the Companies Act, 2013 read with relevant rules issued there under and other accounting principles generally accepted in India. Our responsibility is to express opinion on the standalone financial statements based on our audit of such interim condensed standalone financial statements and annual standalone financial statements.
3. We conducted our audit in accordance with the Standard on auditing issued by the Institute of Chartered Accountants of India. Those Standards require that we comply with ethical requirements and plan and perform the audit to obtain reasonable assurance about whether the Statement is free from material misstatement.

An audit involves performing procedures to obtain evidence about the amounts and the disclosures in the Statement. The procedures selected depend on the auditor's judgment, including the assessment of the risks of material misstatement of the Statement, whether due to fraud or error. In making those risk assessments, the auditor considers internal financial controls relevant to the Company's preparation and fair presentation of the Statement in order to design audit procedures that are appropriate in the circumstances, but not for the purpose of expressing an opinion on the effectiveness of the Company's internal financial control. An audit also includes evaluating the appropriateness of the accounting policies used and the reasonableness of the accounting estimates made by the Management, as well as evaluating the overall presentation of the Statement.

We believe that the audit evidence obtained by us, is sufficient and appropriate to provide a basis for our audit opinion.

4. In our opinion and to the best of our information and according to the explanation given to us, these quarterly financial results as well as the year to date results:
- (i) are presented in accordance with the requirements of Regulation 33 of the SEBI (Listing Obligations and Disclosure Requirements) Regulations, 2015, as modified by Circular NO. CIR/CFD/FAC/62/2016 dated July 5, 2016 and
  - (ii) gives a true and fair view in conformity with the aforesaid Indian Accounting Standards and other accounting principles generally accepted in India of the profit, total comprehensive income and other financial information of the Company for the quarter and year ended March 31, 2020.

**For A.G. Ogale & Co.**  
Chartered Accountants  
Firm Registration No. 114115W



Pramod Gugale

Partner

Membership No.: 113775

Mumbai, July 09, 2020.

UDIN : 20113775AAAADO9759



Ganesh Prasad, 365/38, Ekbote Colony, Shankarsheth Road, Pune 411 042.

Contact: 94 220 320 49 Mail : [pramodgugale@gmail.com](mailto:pramodgugale@gmail.com)



A.G. OGALE & CO.

Chartered Accountants



**INDEPENDENT AUDIT REPORT FOR THE YEAR ENDED MARCH 31, 2020**  
**CONSOLIDATED FINANCIAL RESULTS**

To the Board of Directors of  
Kabra Extrusiontechnik Limited

1. We have audited the accompanying statement of consolidated financial results of **Kabra Extrusiontechnik Limited** (the "Company") and its jointly controlled entities (the Company and its jointly controlled entities together referred to as the "the group") for the quarter and year ended March 31, 2020 ("the Statement"), being submitted by the Company pursuant to the requirement of Regulation 33 of the SEBI (Listing Obligations and Disclosure Requirements) Regulations, 2015, read with SEBI Circular No. CIR/CFD/FAC/62/2016 dated July 5, 2016. Attention is drawn to the fact that the figures for the quarter ended March 31, 2020 and the corresponding quarter ended in the previous year as reported in these annual consolidated financial results are balancing figures between audited figures in respect of full financial year and published year to date consolidated figures up to end of the third quarter of the relevant financial year, which were subjected to a limited review as required by the Regulations and the Circular.
2. This statement is the responsibility of the Company's Management and has been approved by the Board of Directors. The Statement, as it relates to the year ended March 31, 2020 has been compiled from the related audited annual consolidated Ind AS financial statements prepared in accordance with Indian Accounting Standards, prescribed under Section 133 of the Companies Act, 2013 read with relevant rules issued there under and other accounting principles generally accepted in India. Our responsibility is to express opinion on the statements based on our audit.
3. We conducted our audit in accordance with the Standard on auditing issued by the Institute of Chartered Accountants of India. Those Standards require that we comply with ethical requirements and plan and perform the audit to obtain reasonable assurance about whether the Statement is free from material misstatement.



An audit involves performing procedures to obtain evidence about the amounts and the disclosures in the Statement. The procedures selected depend on the auditor's judgment, including the assessment of the risks of material misstatement of the Statement, whether due to fraud or error. In making those risk assessments, the auditor considers internal financial controls relevant to the Company's preparation and fair presentation of the Statement in order to design audit procedures that are appropriate in the circumstances, but not for the purpose of expressing an opinion on the effectiveness of the Company's internal financial control. An audit also includes evaluating the appropriateness of the accounting policies used and the reasonableness of the accounting estimates made by the Management, as well as evaluating the overall presentation of the Statement.

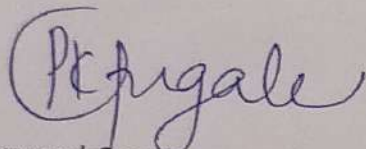
We believe that the audit evidence obtained by us, is sufficient and appropriate to provide a basis for our audit opinion.

4. In our opinion and to the best of our information and according to the explanation given to us these quarterly financial results as well as the year to date results:
- (i) include the results of the jointly controlled entities namely Penta Auto Feeding India Limited and Kabra Mecanor Belling Technik Private Limited,
  - (ii) are presented in accordance with the requirements of Regulation 33 of the SEBI (Listing Obligations and Disclosure Requirements) Regulations, 2015, as modified by Circular NO. CIR/CFD/FAC/62/2016 dated July 5, 2016 and,
  - (iii) give a true and fair view in conformity with the aforesaid Indian Accounting Standards and other accounting principles generally accepted in India of the consolidated total comprehensive income (comprising of net profit and other comprehensive income) and other financial information of the Company for the quarter and year ended March 31, 2020.



5. We did not audit the financial statements of jointly controlled entities included in the Statement, whose financial statements reflect total assets of Rs. 256.45 lakhs for the year ended March 31, 2020 and Rs. 256.45 lakhs for the quarter ended on that date, total revenue from operations of Rs. 453.53 lakhs for the year ended March 31, 2020 and Rs. 33.16 lakhs for the quarter ended on that date, and total Loss (including other comprehensive income) of Rs. 74.18 lakhs for the year ended March 31, 2020 and Rs. 82.09 lakhs for the quarter ended on that date as considered in the statement. These financial statements and other financial information have been audited by the other auditors whose reports have been furnished to us. Our opinion in so far as it relates to the balances and affairs of such jointly controlled entities is based solely on the report of other auditor. Our opinion is not modified/qualified in respect of this matter.

For A.G. Ogale & Co.  
Chartered Accountants  
Firm Registration No. 114115W



Pramod Gugale  
Partner  
Membership No.: 113775



Mumbai, July 09, 2020  
UDIN: 20113775AAAADP5334

Ganesh Prasad, 365/38, Ekbote Colony, Shankarsheth Road, Pune 411 042.  
Contact : 94 220 320 49 Mail : [pramodgugale@gmail.com](mailto:pramodgugale@gmail.com)



KET/SEC/SE/2020-21

July 09, 2020

**BSE Limited**

Floor 25, Phiroze Jeejeebhoy Tower,  
Dalal Street,  
Mumbai – 400 001

**Scrip Code:** 524109

**National Stock Exchange India Limited,**

Exchange Plaza, C-1, Block-G,  
Bandra Kurla Complex, Bandra (East),  
Mumbai-400051.

**Stock Code:** KABRAEXTRU

Dear Sirs,

**Sub: Declaration of unmodified opinion**

In compliance with the provisions of Regulations 33(3)(d) of the SEBI (Listing Obligations and Disclosure Requirements) Regulations, 2015 and the SEBI Circular No. CIR/CFD/CMD/56/2016 dated May 27, 2016, we confirm that M/s. A. G. Ogale & Co., Statutory Auditors of the Company have issued Audit Reports with unmodified opinion on the Audited Financial Results (Standalone and Consolidated) of the Company for the financial year ended March 31, 2020. Accordingly, the impact of audit qualification is Nil.

Kindly take the same on record.

Thanking you,

Yours faithfully,

For **Kabra Extrusiontechnik Ltd.**

SD/-

Daulat Jain

**Chief Financial Officer**



## Annexure 2

**Disclosure of events and information pursuant to Regulation 30 of the SEBI (Listing Obligations and Disclosure Requirements) Regulations, 2015 read with Para A of Schedule III (PART A) thereto and SEBI Circular no. CIR/CFD/CMD/4/2015 dated 09th September, 2015 regarding changes in Key Managerial Personnel:**

Name of Key Managerial Personnel	<b>Mr. B. L. Bagra</b>	<b>Mr. S. Shenoy</b>	<b>Mr. Akash Khandelwal</b>
Reason for change viz. appointment, resignation, removal, death or otherwise	Re-appointment as Non-Executive Independent Director	Resignation as Chief Executive Officer (KMP)	Appointment as Chief Executive Officer (KMP)
Date of Appointment / cessation (as applicable) & term of appointment	Term of five consecutive years upon completion of current tenure on August 26, 2020	08.07.2020	09.07.2020 as CEO and KMP of the Company as per the provisions of Section 203 of the Companies Act, 2013
Brief profile (in case of appointment)	Commerce graduate and fellow member of The Institute of Chartered Accountants of India having vast experience in top managerial position in varied industries in Finance and Strategic Management.	Not applicable	Bachelor of Engineering (Electrical) from Dayal Bagh Educational Institute, Agra in the year 1989. He has a total experience of around 31 years in the field of Production, Assembly, Quality, Projects, Paint Shop & SCM.
Disclosure of relationships between directors (in case of appointment of director)	Nil	Not applicable	Not applicable