



GUJARAT STATE FERTILIZERS & CHEMICALS LIMITED

Fertilizernagar - 391 750. Vadodara, Gujarat, INDIA.

CIN : L99999GJ1962PLC001121

NO.GSFC/SEC/AR/2022

2nd September, 2022

The Corporate Relationship Department BSE Limited 1st Floor, New Trading Ring Rotunda Bldg., P.J.Towers, Dalal Street Fort, MUMBAI - 400 001	The Manager, Listing Department National Stock Exchange of India Ltd. 'Exchange Plaza', C/1, Block G Bandra-Kurla Complex Bandra (East), MUMBAI - 400 051
--	---

SCRIP CODE : **500690**

SYMBOL : **GSFC**

Sub : Submission of Annual Report – Clause 34 of the SEBI (Listing Obligations and Disclosure Requirements), Regulations, 2015.

Dear Sir/Madam,

We submit herewith 60th Annual Report of the Company for the Financial Year 2021-2022 together with the Notice of 60th Annual General Meeting of the Company scheduled to be held on Tuesday, the 27th September, 2022 at 11.30 hrs. through Video Conference (VC)/ Other Audio Visual Means (OAVM), in accordance with the relevant Circulars issued by the Ministry of Corporate Affairs (MCA) and Securities Exchange Board of India (SEBI).

The said Annual Report together with the Notice is also available on the Website of the Company www.gsfclimited.com.


A copy of the 60th Annual Report is being emailed to all Shareholders of the Company whose E-mail IDs are registered with the Company/R&T Agents & DPs.

Kindly take the same on record.

Thanking you,

Yours faithfully,

For Gujarat State Fertilizers & Chemicals Limited


CS V.V. Vachhrajani
Company Secretary &
Sr. Vice President (Legal & IR)

E-mail : vishvesh@gsfc ltd.com



Driven by Dynamism

60th | Annual Report 21/22

GUJARAT STATE FERTILIZERS & CHEMICALS LIMITED



Creating Footprint in e-Commerce

GSFC started selling 13 fertilizers on e-commerce platforms like Amazon, Flipkart, and AgroStar last year. To add to the list, we have launched our newest products Urban Sardar and PROM on these platforms.



WELCOME TO
सरदार®
FERTILIZER 'उर्वरक'
कृषि बाजार

AgroStar™
Helping Farmers Win

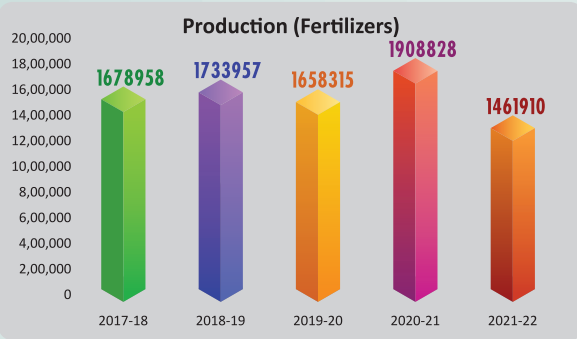
Available on **amazon** **Flipkart**

New Launches

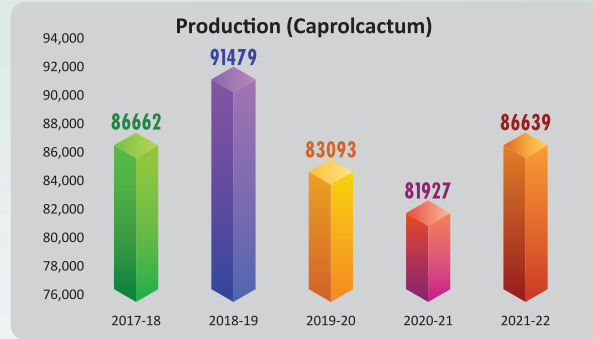




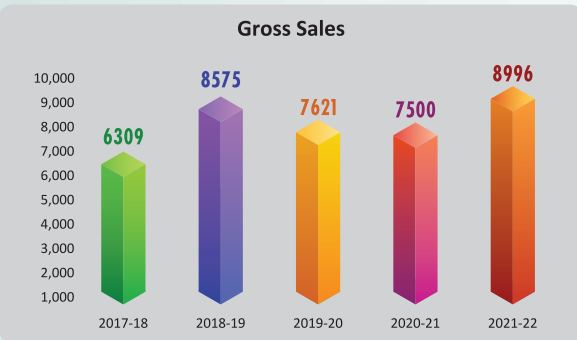
Performance Highlights



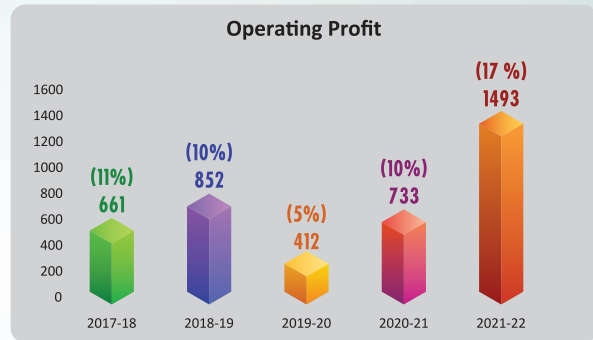
MT



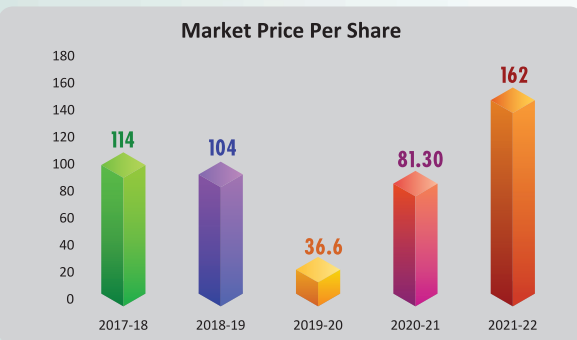
MT



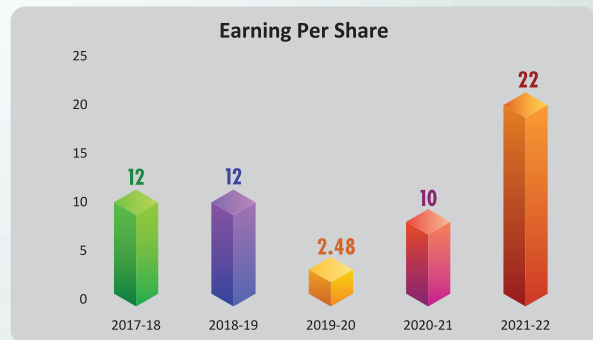
₹ in crores



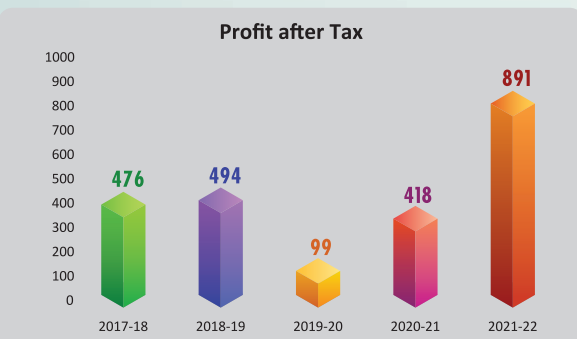
₹ in crores



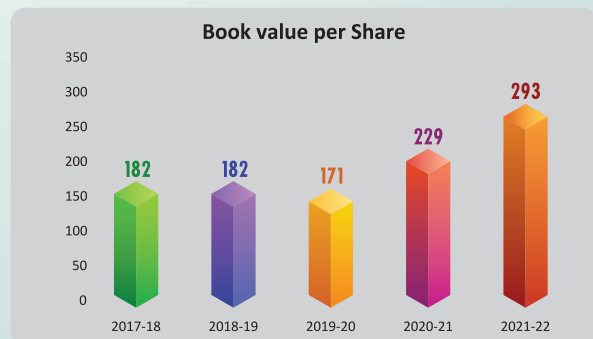
Face Value ₹ 2/- per share



Face Value ₹ 2/- per share



₹ in crores



Amt in ₹ (Face Value ₹ 2/- per share)



Vintage Plants get new life

The PA and APS plants were running for 52 years. Currently, there are no plants anywhere in India using similar technology. Consequently, an adverse situation of limited market expertise and inadequate vendor support was existing. The quality of the Phosphate rock in the PA Plant was not consistent and was abrasive in nature. Also, APS Plant handled solids and corrosive and abrasive slurries. Most of the critical equipment did not have standby which led to frequent

breakdown, the shutdown of the plant and production loss due to handling of solids and corrosive & highly abrasive slurries. Various structures got severely corroded due to the aging of the plants. Hence, refurbishment of both the Plants was carried out in-house by GSFC's cross-functional team efforts and has been completed successfully leading to safer, reliable, smooth and more productive plants by converting their pneumatic control rooms into DCS.

PA Plant

THEN

NOW



APS Plant

THEN

NOW



GUJARAT STATE FERTILIZERS & CHEMICALS LIMITED

[Corporate Identity Number (CIN) : L99999GJ1962PLC001121]

60TH ANNUAL GENERAL MEETING

Date : 27th September, 2022
 Day : Tuesday
 Time : 11:30 a.m.
 Through Video Conferencing ("VC") / Other Audio Visual Means ("OAVM").

BOARD OF DIRECTORS (As on 22-08-2022)

SHRI PANKAJ KUMAR *Chairman*
 PROF. RAVINDRA DHOLAKIA
 SHRI TAPAN RAY
 SMT. GAURI KUMAR
 DR. SUDHIR KUMAR JAIN
 SHRI JAGDISH PRASAD GUPTA
 SMT. MAMTA VERMA
 SHRI MUKESH PURI *Managing Director*

EXECUTIVE DIRECTOR (FINANCE) & CFO

SHRI V D NANAVATY

EXECUTIVE DIRECTORS

SHRI B B BHAYANI

SR. VICE PRESIDENTS

SHRI A K JAUHARI
 SHRI D V PATHAKJEE
 SHRI S H PUROHIT
 SHRI S V VARMA
 SHRI S J PARIKH
 SHRI S P BHATT
 SHRI H J PARIKH

COMPANY SECRETARY & SR. VICE PRESIDENT (LEGAL & IR)

CS V V VACHHRAJANI

VICE PRESIDENT / CHIEF

SHRI H D MEHTA
 DR. P B VAISHNAV

BANKERS

Bank of Baroda
 State Bank of India
 Axis Bank Ltd.
 HDFC Bank Ltd.
 The Hongkong and Shanghai Banking Corporation Ltd.

LEGAL ADVISORS AND ADVOCATES

Shardul Amarchand Mangaldas & Co., Mumbai
 Nanavati Associates, Advocates, Ahmedabad
 Gandhi Law, Associates, Advocates, Ahmedabad
 Kunan Naik Associates, Advocates, Ahmedabad
 Jaideep B. Verma, Advocate, Vadodara
 Anand Majmudar, Advocate, Vadodara

STATUTORY AUDITORS

M/s T R Chadha & Co., LLP, Ahmedabad

COST AUDITORS

M/s Diwanji & Company, Vadodara

SECRETARIAL AUDITORS

Niraj Trivedi, Vadodara

CONTENTS	Page No.
Notice	02
Directors' Report	22
Business Responsibility Report	44
Management Discussion and Analysis Report	52
Corporate Governance Report	61
Financial Highlights	80
Auditors' Report	81
Balance Sheet	92
Statement of Profit & Loss	94
Cash Flow Statement	95
Statement of Changes in Equity (SOCIE)	96
Notes to the Financial Statements	97
Consolidated Financial Statements	147

REGISTRARS & SHARE TRANSFER AGENTS

Link Intime India Pvt. Ltd.
 B-102 & 103, Shangrila Complex, First Floor,
 Opp. HDFC Bank, Near Radhakrishna Char Rasta,
 Akota, Vadodara - 390 020.
 Phone : (0265) 2356573
 Fax : (0265) 2356791
 Email : vadodara@linkintime.co.in

REGISTERED OFFICE

Fertilizernagar - 391 750
 District Vadodara, Gujarat, India
 Phone : (0265) 2242451/651/751
 Fax : (0265) 2240966/2240119
 Email : ho@gsfcltd.com
 Website : www.gsfclimited.com

NOTICE

NOTICE is hereby given that the **Sixtieth Annual General Meeting** of the Members of the Gujarat State Fertilizers & Chemicals Limited will be at 11:30 hours Indian Standard Time (IST) on **Tuesday, the 27th September, 2022** through Video conference (“VC”) / Other Audio Visual Means (“OAVAM”) to transact the following business:

Ordinary Business

1. To receive, consider and adopt:
 - a) the Audited Financial Statements of the Company for the financial year ended March 31, 2022, the reports of the Board of Directors and Auditors thereon; and
 - b) The audited consolidated financial statements of the Company for the financial year ended March 31, 2022 and report of the auditor thereon.
2. To declare Dividend on Equity Shares.
3. To appoint a Director in place of Smt. Mamta Verma, IAS (DIN 01854315), who retires by rotation and being eligible offers herself for re-appointment.

Special Business

4. To approve the remuneration of the Cost Auditors for the Financial Year ending 31st March, 2023 and in this regard, to consider and if thought fit, to pass the following resolution as an **Ordinary Resolution**:

“**RESOLVED THAT** pursuant to Section 148 and other applicable provisions, if any, of the Companies Act, 2013 read with Rule 14 of Companies (Audit and Auditors) Rules, 2014 (including any statutory modifications or re-enactment thereof, for the time being in force), the remuneration payable to M/s Diwanji & Company, Cost Accountants, Ahmedabad (Firm Registration No. 000339), appointed by the Board of Directors of the Company as cost auditors to conduct the audit of the cost records of the Company, as applicable for the financial year ending March 31, 2023, amounting to Rs. 4,40,000/- plus applicable taxes and reimbursement of out of pocket expenses incurred in connection with the aforesaid audit, be and is hereby ratified.
5. To appoint M/s Parikh Mehta & Company as Statutory Auditors of the Company and to pass the following resolution as an **Ordinary Resolution**:

“**RESOLVED THAT** pursuant to the provisions of section 139 and other applicable provisions, if any, of the Companies Act, 2013 read with the Companies (Audit and Auditors) Rules, 2014, (including any statutory modification(s) or re-enactment thereof for the time being in force) and pursuant to the recommendations of Audit committee, M/s Parikh Mehta & Associates, Chartered Accountants, Vadodara (Firm Registration No. 112832W) be and are hereby appointed as Statutory Auditors of the Company, who shall hold office from the conclusion of this 60th Annual General Meeting (AGM) till the conclusion of 62nd AGM of the Company, in place of M/s T R Chadha & Co., LLP, Ahmedabad, Chartered Accountants, retiring auditors, upon such terms as to remuneration as may be determined by the Board of Directors based on the recommendation of Audit Committee plus applicable taxes and reasonable out of pocket expenses actually incurred by them during the course of Audit”.
6. To consider and if thought fit, approve the material related party transaction(s) proposed to be entered into by the Company during the Financial Year 2022-23 and to pass the following resolution as an **Ordinary Resolution**:

“**RESOLVED THAT** pursuant to the applicable provisions of the Companies Act, 2013 read with the rules framed thereunder (including any statutory amendment(s) or re-enactment(s) thereof, for the time being in force, if any), and in terms of Regulation 23 of the Securities and Exchange Board of India (Listing Obligations and Disclosure Requirements) Regulations, 2015 (“SEBI Listing Regulations”), as amended from time to time, the consent of the Members of the Company be and is hereby accorded to the Board of Directors of the Company (“Board”), for entering into and/ or carrying out and/ or continuing with existing contracts/ arrangements/ transactions or modification(s) of earlier/ arrangements/ transactions or as fresh and independent transaction(s) or otherwise (whether individually or series of transaction(s) taken together or otherwise), with Tunisian Indian Fertilizers (TIFERT), related parties of the Company, during the Financial Year 2022-23 as per the details set out in the explanatory statement annexed to this notice, notwithstanding the fact that the aggregate value of all these transaction(s), whether undertaken directly by the Company or along with its subsidiary(ies), may exceed the prescribed thresholds as per provisions of the SEBI Listing Regulations as applicable from time to time, provided,

NOTES (Contd..)

however, that the said contract(s)/ arrangement(s)/ transaction(s) shall be carried out at an arm's length basis and in the ordinary course of business of the Company.

RESOLVED FURTHER THAT the Board be and is hereby severally authorised to execute all such agreements, documents, instruments and writings as deemed necessary, with power to alter and vary the terms and conditions of such contracts/ arrangements/ transactions, settle all questions, difficulties or doubts that may arise in this regard”.

7. To consider, and, if thought fit, approve the material related party transaction(s) proposed to be entered into by the Company during the financial year 2022-23 and to pass the following resolution as an **Ordinary Resolution**:

“**RESOLVED THAT** pursuant to the applicable provisions of the Companies Act, 2013 read with the rules framed thereunder (including any statutory amendment(s) or re-enactment(s) thereof, for the time being in force, if any), and in terms of Regulation 23 of the Securities and Exchange Board of India (Listing Obligations and Disclosure Requirements) Regulations, 2015 (“SEBI Listing Regulations”), as amended from time to time, the consent of the Members of the Company be and is hereby accorded to the Board of Directors of the Company (“Board”), for entering into and/ or carrying out and/ or continuing with existing contracts/ arrangements/ transactions or modification(s) of earlier/ arrangements/ transactions or as fresh and independent transaction(s) or otherwise (whether individually or series of transaction(s) taken together or otherwise), with Gujarat State Petroleum Corporation Limited (GSPC), a related party of the Company, during the financial year 2022-23 as per the details set out in the explanatory statement annexed to this notice, notwithstanding the fact that the aggregate value of all these transaction(s), whether undertaken directly by the Company or along with its subsidiary(ies), may exceed the prescribed thresholds as per provisions of the SEBI Listing Regulations as applicable from time to time, provided, however, that the said contract(s)/ arrangement(s)/ transaction(s) shall be carried out at an arm's length basis and in the ordinary course of business of the Company.

RESOLVED FURTHER THAT the Board be and is hereby severally authorized to execute all such agreements, documents, instruments and writings as deemed necessary, with power to alter and vary the terms and conditions of such contracts/ arrangements/ transactions, settle all questions, difficulties or doubts that may arise in this regard.”

8. To approve terms & conditions of remuneration & perquisites of Shri Mukesh Puri (DIN 03582870) for his appointment as Managing Director of the Company and in this regard, to consider and if thought fit, to pass the following resolution as an **Ordinary Resolution**:

RESOLVED THAT subject to the provisions of Section 196, 197 and any other applicable provisions of the Companies Act, 2013 and the rules made there under (including any statutory modification(s) or re-enactment thereof for the time being in force) read with Schedule V to the Companies Act, 2013, the Company hereby accords its consent and approval of terms and conditions of remuneration & perquisites of Shri Mukesh Puri (DIN 03582870), as Managing Director of the Company as set out in the explanatory statement annexed hereto.

FURTHER RESOLVED THAT the remuneration, benefits and perquisites as set out in the explanatory statement shall be paid and allowed to him as minimum remuneration notwithstanding the absence/ inadequacy of profit in the year.

FURTHER RESOLVED THAT the Board of Directors are hereby authorized to approve any revision/ modification to the remuneration, perquisites or terms & conditions as per the communication by the Government from time to time during the continuity of his appointment.

FURTHER RESOLVED that so long as Shri Mukesh Puri, functions as Managing Director of the Company, he shall not be paid any sitting fees for attending the meetings of the Board of Directors or Committees thereof.

By Order of the Board

Sd/-

CS V. V. Vachhrajani

Company Secretary &

Sr. Vice President (Legal & IR)

Place: Fertilizernagar

Date: 22.08.2022

NOTES (Contd..)

EXPLANATORY STATEMENT PURSUANT TO SECTION 102 OF THE COMPANIES ACT, 2013

ITEM NO. 04

The Board, on recommendation of the Audit Committee, has approved the appointment and remuneration of the Cost Auditors to conduct the audit of the cost records of the Company for the financial year ending on March 31, 2023 at a fee of Rs. 4,40,000/- plus applicable taxes and reasonable out of pocket and traveling expenses.

In accordance with the provisions of Section 148 of the Companies Act, 2013 read with Companies (Audit and Auditors) Rules, 2014, the remuneration payable to the cost auditors as recommended by the Audit Committee and approved by the Board of Directors, has to be ratified by the members of the Company.

Accordingly, consent of the members is sought for passing an ordinary resolution as set out at item no. 4 of the notice for ratification of the remuneration payable to the cost auditors for the financial year ending March 31, 2023.

None of the Directors/ Key Managerial Personnel of the Company/ their relatives are, in any way, concerned or interested, financially or otherwise, in the resolution set out at Item No.4 of the notice.

ITEM No. 5.

Present Statutory Auditors M/s. T R Chadha & Co., LLP, Chartered Accountants [Firm Registration Number: 006711N/ N500028] has completed their term as Statutory Auditors. The Board of Directors has recommended the appointment of M/s. Parikh Mehta & Associates, Chartered Accountants, as Statutory Auditors of the Company for a period of two consecutive years, commencing from the conclusion of 60th AGM till the conclusion of the 62nd AGM, subject to approval of Shareholders. M/s. Parikh Mehta & Associates, Chartered Accountants, have consented to the said appointment and confirmed that their appointment, if made, would be within the limits specified under Section 141(3) (g) of the Act. They have further confirmed that they are not disqualified to be appointed as Statutory Auditors in terms of the provisions of the proviso to Section 139(1), Section 141(2) and Section 141(3) of the Act and the provisions of the Companies (Audit and Auditors) Rules, 2014. The details required to be disclosed under provisions of Regulation 36(5) of the SEBI (Listing Obligations and Disclosure Requirements) Regulations, 2015 are as under:

- A. Proposed fees payable to the statutory auditor(s): Rs.10.50 Lakh per annum plus applicable taxes and reimbursement of travelling and other out-of-pocket expenses incurred by them in connection with the audit of accounts of the Company to the tune of maximum Rs.100,000/- per annum.
- B. Terms of appointment: Appointment as Statutory Auditors of the Company from conclusion of 60th AGM up to conclusion of 62nd AGM to carry out Audit of the Financial Statements and Annual Financial Results of the Company and Limited Review of the Unaudited Quarterly Financial Results of the Company. All other terms of appointment shall be as per Letter of Engagement.
- C. In case of a new auditor, any material change in the fees payable to such auditor from that paid to the outgoing auditor along with the rationale for such change: Nil*
*Disclosure regarding fees has been made at appropriate places.
- D. Basis of recommendation for appointment: The Board of Directors and Finance-cum-Audit Committee have considered various evaluation criteria with respect to skillset, governance & competitiveness and recommend their appointment to the Shareholders of the Company.
- E. Credentials of the Statutory Auditors proposed to be appointed: M/s PARIKH MEHTA & ASSOCIATES, Vadodara, (Firm Registration No. 112832W) it's a 42-year-old firm, serves as a single window professional outfit rendering an integrated range of advisory and compliance services with the help of a team of professionals. They have sufficient auditing experience with Gujarat Government companies on the SAP ERP platform. The Company has received their eligibility and willingness for their proposed appointment for the period from conclusion of the 60th Annual General Meeting up to the conclusion of 62nd Annual General Meeting of the Company.

None of the Directors/ Key Managerial Personnel of the Company and their relatives are concerned or interested, financially or otherwise in the resolution set out at item No. 5 of the notice.

The Board recommends the resolution set forth in item No. 5 of the notice for approval of the members.

ITEM NO 06

The Audit Committee as well as the Board granted omnibus approval for the proposed related party transactions for Financial Year 2022-23.

NOTES (Contd..)

As per the provisions of Section 188 of the Companies Act, 2013, transactions with related parties which are on an arm's length basis and in the ordinary course of business, are exempted from the obligation of obtaining prior approval of shareholders.

With effect from 1st April, 2022, Regulation 23 of Securities and Exchange Board of India (Listing Obligations and Disclosure Requirements) Regulations, 2015 (Listing Regulations), mandates prior approval of the Shareholders through ordinary resolution for all 'material' Related Party Transactions.

For this purpose, a transaction with a Related Party shall be considered 'material', if such transaction(s) to be entered into individually or taken together with previous transactions during a financial year, exceed Rs.1,000 crores or 10% of the annual consolidated turnover of the Company as per the last audited financial statements of the Company, whichever is lower. (10% of the annual consolidated turnover of the Company is Rs.908.26 Crores as per the last audited financial statements of the Company i.e. F.Y. 2021-22).

SEBI, vide its circular dated 30th March, 2022, has clarified that a Related Party Transaction approved by the Audit Committee prior to 1st April, 2022, which continues beyond this date and if it becomes material as per the materiality threshold provided above, requires approval of the shareholders.

In accordance with the change in materiality threshold, the transaction as per the details given below is being placed before the shareholders for their approval.

Tunisian Indian Fertilizer (TIFERT) is a joint venture company promoted by GSFC Limited having 15% equity participation. The TIFERT plant in Tunisia is a strategic JV that aims to ensure a consistent supply of Phosphoric Acid. Due to the said joint venture, TIFERT shall be the related party for the Company and the transactions with the said venture would term as related party transactions.

The Company has existing transactions/contracts/ arrangements/agreements with TIFERT which are at present within the materiality thresholds as prescribed by the Listing Regulations. The value of such transactions in the financial year 2021-22 was Rs.591 crores and in the financial year 2020-21 was Rs.375 crores.

With the unprecedented inflation in the prices of raw material and also the exchange rate, the aggregate value of transactions with TIFERT is now expected to exceed 10% of the annual consolidated turnover of the Company (i.e. Rs.908.26 Crores), the Company is approaching the shareholders for approval of the Material Related Party Transactions with TIFERT.

The Company shall ensure that the said threshold does not exceed Rs. 908.26 Crores (10% of the annual consolidated turnover of the Company as per the last audited financial statements of the Company i.e. F.Y. 2021-22) up to the date of the 60th Annual General Meeting i.e. Tuesday, 27th September, 2022.

The Company has in place a structured process for approval of Material Related Party Transactions and on Dealing with Related Parties. As per the process, necessary details for each of the Related Party Transaction irrespective of the materiality threshold along with the justification are provided to the Audit Committee which enables them to arrive at the right decision.

Details of Material Related Party Transactions in terms of SEBI circular SEBI/HO/CFD/CMD1/CIR/P/2021/662 22nd November, 2021;

Sr. No	Particulars	Details
1	Name of the Related Party	Tunisian Indian Fertilizer (TIFERT)
2	Nature of Relationship with the Company	Joint Venture (other related entity)
3	Type of the proposed transaction	The transaction involves Purchase of raw-material for business purpose during FY 2022-23.
	Material terms and particulars of the proposed transaction	Material terms and conditions are based on the contracts which inter alia include the rates based on prevailing/ extant market conditions and commercial terms as on the date of entering into the contract(s).
4	Tenure of the proposed transaction	Recurring Transactions for financial year 2022-23

NOTES (Contd..)

5	Value of the proposed Transaction	Not exceeding Rs.1,250 crores in a financial year
6	Percentage of the Company's annual consolidated turnover for the immediately preceding financial year that is represented by the value of the proposed transaction	13.76%
7	(a) Details of the source of funds in connection with the proposed transaction (b) where any financial indebtedness is incurred to make or give loans, inter-corporate deposits, advances or investments • nature of indebtedness; • cost of funds; and • tenure; (c) Applicable terms, including covenants, tenure, interest rate, repayment schedule, whether secured (nature of security) or unsecured (d) Purpose for which funds will be utilized	Not Applicable, as the transaction does not relate to any loans, inter-corporate deposits, advances or investments made or given by the listed entity or its subsidiary.
8	Justification as to why the RPT is in the interest of the Company.	The Company ensure a consistent supply of Phosphoric Acid which is used for production of DAP, APS and other NPK fertilizers at Company's Sikka Unit
9	Details about valuation, arm's length and ordinary course of business Arm's length pricing;	combination of cost-plus markup and market benchmarking
10	Valuation or other external report, if any, relied upon by the listed entity in relation to the proposed transaction.	Not Applicable
11	Any other information relevant or important for the shareholders to take an informed decision	All relevant information forms a part of this Explanatory statement setting out material facts.

The above mentioned Related Party Transaction is in the ordinary course of business and on an arm's length basis. The transaction shall also be reviewed/ monitored on an annual basis by the Audit Committee of the Company and shall remain within the proposed limits as placed before the shareholders. Any subsequent 'Material Modification' in the proposed transaction, as defined by the Audit Committee as a part of Company's 'Policy on Related Party Transactions', shall be placed before the shareholders for approval, in terms of Regulation 23(4) of the Listing Regulations.

The Board recommends the resolution set forth as above for approval of the Members by way of an Ordinary Resolution. None of the Directors/ Key Managerial Personnel of the Company/ their relatives are, in any way, concerned or interested, financially or otherwise, in the resolution set out as above.

ITEM NO 07

The Audit Committee as well as the Board granted omnibus approval for the proposed related party transactions for Financial Year 2022-23.

As per the provisions of Section 188 of the Companies Act, 2013, transactions with related parties which are on an arm's length basis and in the ordinary course of business, are exempted from the obligation of obtaining prior approval of shareholders.

With effect from 1st April, 2022, Regulation 23 of Securities and Exchange Board of India (Listing Obligations and Disclosure Requirements) Regulations, 2015 (Listing Regulations), mandates prior approval of the Shareholders through ordinary resolution for all 'material' Related Party Transactions.

For this purpose, a transaction with a Related Party shall be considered 'material', if such transaction(s) to be entered into individually or taken together with previous transactions during a financial year, exceed Rs.1,000 crores or 10% of the annual consolidated turnover of the Company as per the last audited financial statements of the Company, whichever is lower. (10% of the annual consolidated turnover of the Company is Rs.908.26 Crores as per the last audited financial statements of the Company i.e. F.Y. 2021-22).

SEBI, vide its circular dated 30th March, 2022, has clarified that a Related Party Transaction approved by the Audit Committee prior to 1st April, 2022, which continues beyond this date and if it becomes material as per the materiality threshold provided above, requires approval of the shareholders.

NOTES (Contd..)

In accordance with the change in materiality threshold, the transaction as per the details given below is being placed before the shareholders for their approval.

Gujarat State Petroleum Corporation Limited (GSPC) being a subsidiary of the Promoter Company (GSIL) is a related party of GSFC and the transaction with the said party would term as related party transactions and hence shall be a related party of GSFC.

The Company has existing contracts for purchase of Gas from GSPC. The omnibus approval granted for Financial Year 2022-23 was based on supplies under the Term Contract, i.e. RIL DW Gas. However, for Gas supplies under EPMC Spot (for Urea), the amount is dependent on bidding undertaken by the Gas Pool Operator on quarterly basis. Therefore, if the GSPC would be the supplier under EPMC for the entire Financial Year 2022-23, the estimated purchase of Natural Gas from GSPC might be more than Rs. 908.26 Crores (10% of the annual consolidated turnover of the Company as per the last audited financial statements of the Company i.e. F.Y. 2021-22).

The Company has existing transactions/ contracts/ arrangements/ agreements with GSPC which are at present within the materiality thresholds as prescribed by the Listing Regulations. The value of such transactions in the financial year 2021-22 was Rs.251 crores and in the financial year 2020-21 was Rs.130 crores.

With the unprecedented inflation in prices of raw material and also the exchange rate, the aggregate value of transactions with GSPC is now expected to exceed the materiality threshold of 10% of the annual consolidated turnover of the Company is Rs.908.26 Crores as per the last audited financial statements of the Company i.e. F.Y. 2021-22 and hence the Company is approaching the shareholders for approval of the Material Related Party Transactions with GSPC.

The Company shall ensure that the threshold does not exceed 10% of Annual Consolidated Turnover of the Company (i.e. Rs. 908.26 Crores) up to the date of the 60th Annual General Meeting i.e. Tuesday, 27th September, 2022.

The Company has in place a structured process for approval of Material Related Party Transactions and on Dealing with Related Parties. As per the process, necessary details for each of the Related Party Transaction irrespective of the materiality threshold along with the justification are provided to the Audit Committee which enables them to arrive at the right decision.

Details of Material Related Party Transactions in terms of SEBI circular SEBI/HO/CFD/CMD1/CIR/P/2021/662 22nd November, 2021;

a. Name of the related party and its relationship with the listed entity or its subsidiary, including nature of its concern or interest (financial or otherwise);	Gujarat State Petroleum Corporation Limited (GSPC) Joint Venture (other related entity)
b. Type, material terms and particulars of the proposed transaction;	purchase of Gas
c. Tenure of the proposed transaction (particular tenure shall be specified);	Recurring Transactions for a financial year 2022-23
d. Value of the proposed transaction;	Not exceeding Rs.3,000 crores in a financial year
e. The percentage of the listed entity's annual consolidated turnover, for the immediately preceding financial year, that is represented by the value of the proposed transaction;	33%
f. If the transaction relates to any loans, inter corporate deposits, advances or investments made or given by the listed entity or its subsidiary;	Not applicable
i)details of the source of funds in connection with the proposed transaction;	Not applicable
ii) where any financial indebtedness is incurred to make or give loans, inter-corporate deposits, advances or investments, -nature of indebtedness; -cost of funds; and -tenure;	Not applicable as the transaction does not relate to any loans, inter-corporate deposits, advances or investments made or given by the listed entity or its subsidiary.
iii)applicable terms, including covenants, tenure, interest rate and repayment schedule, whether secured or unsecured; if secured, the nature of security; and	Not applicable

NOTES (Contd..)

iv) the purpose for which the funds will be utilized by the ultimate beneficiary of such funds pursuant to the RPT.	Not applicable
g. Justification as to why the RPT is in the interest of the listed entity;	The RPT pertains to amounts for procurement of Natural Gas from the related party (GSPC) for fulfilling Feed and Fuel requirements of the manufacturing unit at Vadodara, Gujarat.
h. A copy of the valuation or other external party report, if any such report has been relied upon;	Not applicable
i. Any other information that may be relevant	Nil

The above mentioned Related Party Transaction is in the ordinary course of business and on an arm's length basis.

The transaction shall also be reviewed/ monitored on an annual basis by the Audit Committee of the Company and shall remain within the proposed limits as placed before the shareholders. Any subsequent 'Material Modification' in the proposed transaction, as defined by the Audit Committee as a part of Company's 'Policy on Related Party Transactions', shall be placed before the shareholders for approval, in terms of Regulation 23(4) of the Listing Regulations.

The Board recommends the resolution set forth as above for approval of the Members by way of an Ordinary Resolution. None of the Directors/ Key Managerial Personnel of the Company/ their relatives are, in any way, concerned or interested, financially or otherwise, in the resolution set out as above.

Item No. 08:

Government of Gujarat had appointed Shri Mukesh Puri as Managing Director of the Company with effective from 06/12/2020. As per the Government of Gujarat's Order dated 05/12/2020, he was the Additional Chief Secretary, Urban Development & Urban Housing Department, Government of Gujarat and was holding additional charge as Managing Director – GSFC Limited for the period effective from 06/12/2020. Accordingly, the members at 59th Annual General Meeting approved the appointment of Shri Mukesh Puri, IAS as Managing Director of the Company. The members at the said 59th AGM further authorized the Board of Director to approve the remuneration, perquisites and/or terms and conditions for his appointment, as per the communication that may be received from the Government from time to time.

Thereafter, Shri Mukesh Puri, IAS was relieved from the charge as Additional Chief Secretary, Urban Development & Urban Housing Department and his services were placed by the Government to hold full time charge as Managing Director – GSFC Limited vide GoG Notification dated 24/12/2021. Hence, he was appointed as Managing Director in the category of Executive Director with effect from 24/12/2021.

Government of Gujarat, vide its resolution # GSF/1098/1620/ E dated 20/01/2022 advised the terms and conditions for his appointment holding full time charge as Managing Director – GSFC Limited during his tenure for holding full charge as Managing Director – GSFC Limited.

Thereafter, vide GoG Notification dated 03/03/2022; he was again given charge as Additional Chief Secretary to Agriculture, Farmers Welfare and Co-operation Department, Government of Gujarat and was appointed to hold the additional charge as Managing Director – GSFC Limited. Hence, the category again was changed from executive director to non-executive director.

The terms and conditions issued by the Government of Gujarat for the period of his appointment in the category of Executive Director from 24/12/2021 to 03/03/2022 is placed for approval at this 60th Annual General Meeting, which is as recommended by the Board of Directors.

The terms & conditions of appointment and particulars of remuneration and perquisites paid/ payable to Shri Mukesh Puri (DIN 03582870) are as follows:-

(1) Period of Deputation:

Shri Mukesh Puri, IAS (RR: GUJ: 1988) is sent on deputation as Managing Director of Gujarat State Fertilizers & Chemicals Ltd., Vadodara from the date he assumes charge of that office until further orders.

(2) Pay:-

During the period of this charge, Shri Mukesh Puri, IAS will be eligible to draw his pay in the grade of Additional

NOTES (Contd..)

Chief Secretary to Government by virtue of equation of the post of Managing Director of Gujarat State Fertilizers & Chemicals Ltd., Vadodara with the IAS Cadre post of Additional Chief Secretary to Government vide GAD Resolution No. AIS/30/2019/626118/G, dated 12th December, 2019.

- (3) Dearness Allowance:-
Shri Mukesh Puri, IAS will be eligible to draw Dearness Allowance at such rate as may be prescribed by the State Government from time to time.
- (4) City Compensatory Allowance:-
Shri Mukesh Puri, IAS will be eligible to draw City Compensatory Allowance as per the rules applicable to the IAS Officers working in connection with the affairs of the State.
- (5) License fee for residential Accommodation:-
Shri Mukesh Puri, IAS would be required to pay 10% of the pay plus DA/DP & CCA or the prescribed license fee for similar class of accommodation in the State Government, whichever is lower.
- (6) Transfer TA/ Joining Time:-
Shri Mukesh Puri, IAS will be entitled to Transfer TA and joining Time under the rules of organization to which he is appointed. Facility of joining time shall not be inferior to that available as per AIS Rules. Facility of transfer TA shall not be inferior to that available under the relevant provisions as applicable to IAS officers working under the Gujarat Government. The expenditure on this account will be borne by the organization.
- (7) TA and DA Journey on duty:-
Shri Mukesh Puri, IAS will be paid Travelling Allowance and Daily Allowance by the borrowing organization under the Rules of the borrowing organization for the journey undertaken by him in connection with the official work under that organization. While undertaking foreign visits by the official, the instructions contained in GAD Circular No. AIS/1099/1720/G dated 17/04/1999, as amended from time to time, will be applicable for the purpose of drawl of per diem and in other matters.
- (8) Medical Facilities:-
The borrowing organization shall afford to Shri Mukesh Puri, IAS, the medical services facilities as per the Rules of the borrowing organization but shall not be inferior to those admissible to an All India Service Officer of his rank and seniority under the All India Services (Medical Attendance) Rules, 1954.
- (9) Leave and Pension:-
During the period of deputation, Shri Mukesh Puri, IAS will continue to be governed by the All India Services (Leave) Rules, 1955 and the All India Services (DCRB) Rules, 1958. The entire expenditure in respect of leave taken during and at the end of deputation shall be borne by the borrowing organization.
- (10) Provident Fund:-
During the period of Foreign Service, Shri Mukesh Puri, IAS will continue to subscribe to the All India Services (Provident Fund) Scheme/ Contributory Provident Fund Scheme to which he was subscribing at the time of proceeding on Foreign Service in accordance with the rules of such Fund/Scheme.
- (11) Conduct, Discipline & Appeal Rules:-
During the period of Foreign Service, Shri Mukesh Puri, IAS shall continue to be governed by All India Services (Conduct) Rules, 1968 and the All India Services (Discipline & Appeal) Rules, 1969.
- (12) Leave Travel Concession:-
Gujarat State Fertilizers & Chemicals Ltd., Vadodara shall allow Leave Travel Concession to Shri Mukesh Puri, IAS as admissible to him under the All India Services (LTC) Rules, 1975. The whole expenditure in this regard will be borne by the borrowing organization.
- (13) Disability Leave:-
Gujarat State Fertilizers & Chemicals Ltd., Vadodara will be liable to pay leave emoluments in respect of disability leave, if any granted to Shri Mukesh Puri, IAS on account of any disability incurred in and through Foreign Service even though such disability manifests itself after termination of the Foreign Service. The relevant AIS rules will be applicable in such cases.

NOTES (Contd..)

(14) Leave Salary / Pension Contribution:-

Shri Mukesh Puri, IAS shall not be permitted to join the Pension Schemes of the borrowing organization under any circumstances. The entire expenditure in respect of pension and leave salary contribution for the period of deputation shall be borne by the borrowing organization failing which by the officer himself.

The organization will pay to the Government the leave salary and pension contribution at the rates in force from time to time in accordance with the orders issued by the President under FR 116. The payment of these contributions must be paid annually within 15 days from the end of each financial year or at the end of Foreign Service, if deputation expires before the end of a financial year. Delayed payment will attract liability of payment of interest in the terms of instructions contained in the Ministry of Finance's Notification No. F.1 (1)/E.III/83 dated 10th August, 1983 as amended from time to time. Pending intimation of the rates of leave salary and pension contributions by the Accountant General, Gujarat, Rajkot / Ahmedabad, the organization shall pay leave salary and pension contribution provisionally at the prescribed rates.

(15) Group Insurance:-

Shri Mukesh Puri, IAS will be governed by the All India Services Group Insurance Rules, 1981. The amount deducted from his salary as per the prescribed rates as subscription towards the Central Government Employees Group Insurance Scheme, 1980 shall be remitted to the concerned Accountant General, Gujarat, Rajkot / Ahmedabad by the organization. If at any time, the recovery of subscription falls in arrears, the same shall be recovered with interest admissible under the Scheme on the accretions to the Saving Fund.

(16) Residuary Matters:-

In all matters relating to conditions of service and benefits / facilities and perquisites in the borrowing organization not covered by items 1 to 15 above, Shri Mukesh Puri, IAS shall be governed by the corresponding rules, regulations and orders laid down for the AIS officers working in connection with the affairs of the state.

The above mentioned terms and conditions would be applicable till Shri Mukesh Puri, IAS ceases to be on deputation with the Gujarat State Fertilizers & Chemicals Ltd., Vadodara. On reversion from deputation, he will be governed by the relevant rules laid down for the All India Services Officers. These terms and conditions remained applicable to him during the period of his holding the full time charge as Managing Director (in the category as Executive Director) during the period from 24/12/2021 to 03/03/2022.

The Appointment of Shri Mukesh Puri and the remuneration and perquisites payable to him are in accordance with Schedule V to the Companies Act, 2013. Shri Mukesh Puri has long and extensive experience in Government Service. Accordingly, the directors recommend this resolution for your consent and approval.

Except Shri Mukesh Puri, none of the Directors/ Key Managerial Personnel of the Company/ their relative/s is, in anyway, concerned or interested, financial or otherwise, in the resolution set out at Item No. 08. This Explanatory Statement may also be regarded as a disclosure under the Listing Regulations with the Stock Exchange.

By Order of the Board

Sd/-

CS V. V. Vachhrajani

Company Secretary &

Sr. Vice President (Legal & IR)

Place: Fertilizernagar

Date: 22/08/2022

Notes:

1. In view of the continuing present Covid-19 pandemic situation, the Ministry of Corporate Affairs ("MCA") has vide its Circular dated May 5, 2020 read together with circulars dated April 8, 2020 and April 13, 2020, (collectively referred to as "MCA Circulars") and Securities and Exchange Board of India ("SEBI") vide its circular dated 12th May 2020, circular dated 15th January 2021 and circular dated 13th May 2022 (collectively referred to as "SEBI Circulars") permitted convening the Annual General Meeting ("AGM" / "Meeting") through Video Conferencing ("VC") or Other Audio Visual Means ("OAVM"), without the physical presence of the members at a common

NOTES (Contd..)

venue. In accordance with the aforementioned MCA Circulars, provisions of the Companies Act, 2013 ('the Act') and the Securities and Exchange Board of India (Listing Obligations and Disclosure Requirements) Regulations, 2015 ("SEBI Listing Regulations"), the 60th Annual General Meeting of the Company is being held through VC / OAVM. The deemed venue for the AGM shall be the Registered Office of the Company.

2. **Since, this AGM is being conducted through VC/OAVM, Physical attendance of Members is not required and has been dispensed with. Accordingly, facility for appointment of proxies by the Members will not be available for this AGM and hence the Proxy Form and Attendance Slip are not annexed to this Notice. Members can attend the meeting through login credentials provided to them to connect AGM.**
3. In compliance with the MCA Circulars and SEBI Circular dated May 12, 2020, Notice of 60th AGM along with Annual Report 2021-22 is being sent only through electronic mode to those Members whose email addresses are registered with the Company/Depositories. Members may note that the Notice along with Annual Report 2021-22 has been uploaded on the website of the Company at www.gsflimited.com and on the websites of the Stock Exchanges at www.bseindia.com and www.nseindia.com and on the website of CDSL at www.evotingindia.com.
4. Members attending AGM through VC/OAVM shall be counted for the purpose of reckoning quorum under Section 103 of the Act.
5. Since the AGM will be held through VC/OAVM, the route map of the venue of the meeting is not annexed hereto.
6. A Statement pursuant to Section 102 (1) of the Companies Act, 2013, in respect of special business to be transacted at the meeting is annexed hereto.
7. The Register of Members and Share Transfer Books of the Company shall remain closed from Tuesday, the 13th September, 2022 to Tuesday, the 27th September, 2022 (both days inclusive).
8. The dividend on equity shares, if declared at the AGM, will be paid on or after 03rd October, 2022 to those shareholders holding shares in physical form and whose names appear on the Register of Members of the Company on 27th September, 2022. In respect of shares held in electronic form, the dividend will be payable to those who are the beneficial owners of shares after close of business hours on the 13th September, 2022 as per details furnished by National Securities Depository Ltd. (NSDL) and Central Depository Services (India) Ltd. (CDSL). Dividend Warrants/Demand Drafts will be dispatched to the registered address of the shareholders who have not updated their bank account details.
- 9(a) Members holding shares in electronic form may note that their bank details as may be furnished to the Company by respective Depositories will only be considered for remittance of dividend through NECS/ECS or through Dividend Warrants. Beneficial Owners holding Shares in demat form are requested to get in touch with their Depository Participants (DP) to update / correct their NECS/ ECS details - Bank Code (9 digits) and Bank Account No. (11 to 16 digits) to avoid any rejections and also give instructions regarding change of address, if any, to their DPs. It is requested to attach a photocopy of a cancelled cheque with your instructions to your DP.
- 9(b) The Company has appointed Link Intime India Pvt. Ltd. as Registrar and Share Transfer Agent (R&T Agent). Members are requested to send all future correspondence to Link Intime India Pvt. Ltd. at B-102 & 103, Shangrila Complex, 1st Floor, Opp. HDFC Bank, Near Radhakrishna Char Rasta, Akota, Vadodara 390020. Members holding shares in physical mode are requested to notify immediately any change in their addresses, the Bank mandate or Bank details along with photocopy of the cancelled cheque or bank passbook/statement attested by the bank to the R&T Agent of the Company.
- 9(c) Shareholders of the Company holding shares in physical mode are requested to register their E-mail address with Registrar and Share Transfer Agent (RTA) of the Company viz. Link Intime India Pvt. Ltd. at https://web.linkintime.co.in/EmailReg/Email_Register.html by entering the details of Folio No./ Demat A/c. No., Certificate No. (for Physical Folios only), Shareholder Name, PAN, Mobile No. and E-mail address with OTP Verification or Shareholders may send such details through E-mail at vadodara@linkintime.co.in. While uploading/ sending the said details, self-certified copy of PAN and copy of Aadhar Card or valid Passport are required to be attached for verification purpose. Shareholders who hold shares in dematerialised form can also register their e-mail address, PAN, Mobile Number etc. with their Depository Participant or with the RTA of the Company on the aforesaid link.
10. In addition to the updation of E-mail address of the shareholders of the Company, those shareholders who hold shares in physical mode may also register / update their Bank Account details at the aforesaid link or can send

NOTES (Contd..)

- an E-mail, mentioning the Folio No. to the RTA of the Company by attaching copy of their cancelled cheque or bank passbook/ statement attested by the bank.
11. The Shareholders are advised to encash their dividend warrants within validity period. Thereafter, the payment of unencashed dividend warrants shall be made only after receipt of final list of unclaimed dividend warrants and reconciliation of Dividend Account from Bank. The payment of unclaimed dividend will be made by electronic bank transfer or in case of failure, by issuing banker's cheque or Demand Draft incorporating the bank accounts details of security holder upon furnishing Indemnity-cum-Request letter by the Shareholder and verification by the Company.
 12. (a) Pursuant to the provisions of Section 205A (5) and 205C of the erstwhile Companies Act, 1956 and the corresponding provisions of Section 124 of the Companies Act, 2013 read with the Investor Education and Protection Fund Authority (Accounting, Audit, Transfer and Refund) Rules, 2016 as amended, the amount of dividend unclaimed dividend upto FY 2013-14 have been transferred from time to time on respective due dates to Investor Education and Protection Fund (IEPF). Details of unpaid/unclaimed dividend lying with the Company as on March 31, 2022 is available on the website of the Company at www.gsfclimited.com.
 12. (b) Attention of the Members is drawn to the provisions of Section 124 (6) of the Act read with the Investors Education and Protection Fund Authority (Accounting, Audit, Transfer and Refund) Rules, 2016, as amended, which requires a Company to transfer all Shares in respect of which dividend has not been paid or claimed for seven (07) consecutive years or more to IEPF Authority. In compliance with the aforesaid provision of the Act the Company has transferred the underlying shares in respect of which dividends remained unclaimed for a consecutive period of seven years.
 12. (c) The Members who have not encashed dividend warrant(s) for the years 2014-15, 2015-16, 2016-17, 2017-18, 2018-19, 2019-20 and 2020-21 are requested to claim payment immediately by writing to the Company's R&T Agent, Link Intime India Pvt. Ltd. at the address given above. After seven years, unclaimed dividend shall be transferred to the Investor Education and Protection Fund. Pursuant to provisions of the Investor Education and Protection Fund Authority (Accounting, Audit, Transfer and Refund) Rules, 2016, as amended, the details of unclaimed dividend amount lying with the Company as on 31.03.2021 has been uploaded on the Company's website (www.gsfclimited.com) and also filed with the Ministry of Corporate Affairs.
 13. Any person, whose unclaimed dividend or shares have been transferred to the IEPF Authority may claim back the same by making an application in web Form IEPF 5 to the IEPF Authority, which is available on Website of IEPF Authority at www.iepf.gov.in.
 14. Pursuant to the provisions of Section 72 of the Companies Act, 2013, Shareholders are entitled to make nomination in respect of the shares held by them in physical form. Shareholders desirous of making nominations are requested to send their requests in Form SH-13 to the R&T Agent, Link Intime India Pvt. Ltd. at the address given above.
 15. **Members who have not registered their e-mail addresses so far are requested to register their email address for receiving all communication including Annual Report, Notices, Circulars, etc. from the Company electronically.**
 16. Shareholders who would like to express their views/ask questions during the meeting may register themselves as a speaker by sending their request in advance latest by 19th September, 2022 by mentioning their name, demat account number/folio number, email id, mobile number at vishvesh@gsfcld.com. The shareholders who do not wish to speak during the AGM but have queries may send their queries in advance latest by 19th September, 2022 mentioning their name, demat account number/folio number, email id, mobile number at vishvesh@gsfcld.com. These queries will be replied to by the company suitably by email. Those shareholders who have registered themselves as a speaker will only be allowed to express their views/ask questions during the meeting.

Inspection of documents:

All documents referred to in this Notice and Statement u/s. 102 of the Act will be available for inspection electronically by the members of the Company from the date of circulation of this Notice upto the date of the AGM. Members seeking to inspect such documents can send an e-mail to secdiv@gsfcld.com/vishvesh@gsfcld.com.

NOTES (Contd..)

17. The Securities and Exchange Board of India (SEBI) has mandated the submission of Permanent Account Number (PAN) by every participant in securities market. Members holding shares in electronic form are, therefore, requested to submit their PAN to their Depository Participants with whom they are maintaining their demat accounts. Members holding shares in physical form should submit their PAN to the Company/ R&T Agent.
18. Procedure for Remote E-Voting, Attending the AGM through Video Conference/Other Audio Visual Means (VC/OAVM) and E-Voting facility during the AGM: The detailed process, instructions and manner for availing Remote e-Voting, attending AGM through VC/OAVM and E-Voting facility during the AGM is shown hereunder:
 18. (I) As per Section 108 of the Companies Act, 2013, read with Rule 20 of the Companies (Management and Administration) Rules, 2014 as amended by Companies (Management and Administration) Amendment Rules, 2015 and Regulation 44 of the SEBI (Listing Obligations and Disclosure Requirements) Regulations, 2015, and the Circulars issued by the Ministry of Corporate Affairs dated April 08, 2020, April 13, 2020 and May 05, 2020 the Company is providing facility for voting by electronic means ("e-Voting") and the business in respect of all Shareholders' Resolutions may be transacted through such e-Voting. The facility is provided to the Shareholders to exercise their right to vote by electronic means from a place other than the venue of AGM ("remote e-Voting") as well as e-voting system on the date of AGM through e-Voting services provided by Central Depository Services (India) Limited (CDSL).
 - 18 (II) The Company has fixed 20th September, 2022, Tuesday as a cut-off date to record the entitlement of the Shareholders to cast their votes electronically by remote e-Voting as well as by e-voting system on the date of AGM.
 - 18 (III) The remote e-Voting period commences on Saturday, 24th September, 2022 (09:00 a.m.) and ends on Monday, 26th September, 2022 (05:00 p.m.). During this period, Shareholders of the Company holding shares either in physical form or in dematerialized form as on the cut-off date, i.e. 20th September, 2022 may cast their vote electronically. The e-Voting module shall be disabled by CDSL for voting after 5.00 p.m. on 26th September, 2022. Once the vote on a resolution is cast by the Member, he/she shall not be allowed to change it subsequently.

Any person, who becomes Member of the Company after dispatch of the Notice of the meeting and holding shares as on the cut-off date i.e. Tuesday, 20th September, 2022 may obtain USER ID and password by following e-Voting instructions which is part of Notice and the same is also placed in e-Voting Section of CDSL Website i.e. www.evotingindia.com and Company's Website i.e. www.gsfclimited.com. For further guidance, Members are requested to send their query by email at helpdesk.evoting@cdslindia.com. Members can also cast their vote using CDSL's mobile app m-Voting available for android based phones. The m-Voting app can be downloaded from Google Play Store. Apple and Windows phone users can download the app from the App Store and the Windows Phone Store respectively. Please follow the instructions as prompted by the mobile app while voting on your mobile.

THE INTRUCTIONS OF SHAREHOLDERS FOR E-VOTING AND JOINING VIRTUAL MEETINGS ARE AS UNDER:

Step 1 : Access through Depositories CDSL/NSDL e-Voting system in case of individual shareholders holding shares in demat mode.

Step 2 : Access through CDSL e-Voting system in case of shareholders holding shares in physical mode and non-individual shareholders in demat mode.

The voting period begins on 24th September 2022 at 09:00 A.M. and ends on 26th September, 2022 at 05:00 PM. During this period shareholders' of the Company, holding shares either in physical form or in dematerialized form, as on the cut-off date (record date) of 20th September 2022 may cast their vote electronically. The e-voting module shall be disabled by CDSL for voting thereafter.

Shareholders who have already voted prior to the meeting date would not be entitled to vote at the meeting venue.

Pursuant to SEBI Circular No. **SEBI/HO/CFD/CMD/CIR/P/2020/242 dated 09.12.2020**, under Regulation 44 of Securities and Exchange Board of India (Listing Obligations and Disclosure Requirements) Regulations, 2015, listed entities are required to provide remote e-voting facility to its shareholders, in respect of all shareholders' resolutions. However, it has been observed that the participation by the public non-institutional shareholders/retail shareholders is at a negligible level.

NOTES (Contd..)

Currently, there are multiple e-voting service providers (ESPs) providing e-voting facility to listed entities in India. This necessitates registration on various ESPs and maintenance of multiple user IDs and passwords by the shareholders.

In order to increase the efficiency of the voting process, pursuant to a public consultation, it has been decided to enable e-voting to **all the demat account holders, by way of a single login credential, through their demat accounts/ websites of Depositories/ Depository Participants**. Demat account holders would be able to cast their vote without having to register again with the ESPs, thereby, not only facilitating seamless authentication but also enhancing ease and convenience of participating in e-voting process.

Step 1 : Access through Depositories CDSL/NSDL e-Voting system in case of individual shareholders holding shares in demat mode.

In terms of SEBI circular no. SEBI/HO/CFD/CMD/CIR/P/2020/242 dated December 9, 2020 on e-Voting facility provided by Listed Companies, Individual shareholders holding securities in demat mode are allowed to vote through their demat account maintained with Depositories and Depository Participants. Shareholders are advised to update their mobile number and email Id in their demat accounts in order to access e-Voting facility.

Pursuant to abovesaid SEBI Circular, Login method for e-Voting and joining virtual meetings **for Individual shareholders holding securities in Demat mode CDSL/NSDL** is given below:

Type of shareholders	Login Method
<p>Individual Shareholders holding securities in Demat mode with CDSL Depository</p>	<ol style="list-style-type: none"> 1) Users who have opted for CDSL Easi / Easiest facility, can login through their existing user id and password. Option will be made available to reach e-Voting page without any further authentication. The URL for users to login to Easi / Easiest are https://web.cdslindia.com/myeasi/home/login or visit www.cdslindia.com and click on Login icon and select New System Myeasi. 2) After successful login the Easi / Easiest user will be able to see the e-Voting option for eligible companies where the evoting is in progress as per the information provided by company. On clicking the evoting option, the user will be able to see e-Voting page of the e-Voting service provider for casting your vote during the remote e-Voting period or joining virtual meeting & voting during the meeting. Additionally, there is also links provided to access the system of all e-Voting Service Providers i.e. CDSL/NSDL/KARVY/LINKINTIME, so that the user can visit the e-Voting service providers' website directly. 3) If the user is not registered for Easi/Easiest, option to register is available at https://web.cdslindia.com/myeasi/Registration/EasiRegistration 4) Alternatively, the user can directly access e-Voting page by providing Demat Account Number and PAN No. from a e-Voting link available on www.cdslindia.com home page or click on https://evoting.cdslindia.com/Evoting/EvotingLogin The system will authenticate the user by sending OTP on registered Mobile & Email as recorded in the Demat Account. After successful authentication, user will be able to see the e-Voting option where the evoting is in progress and also able to directly access the system of all e-Voting Service Providers.
<p>Individual Shareholders holding securities in demat mode with NSDL Depository</p>	<ol style="list-style-type: none"> 1) If you are already registered for NSDL IDeAS facility, please visit the e-Services website of NSDL. Open web browser by typing the following URL: https://eservices.nsd.com either on a Personal Computer or on a mobile. Once the home page of e-Services is launched, click on the "Beneficial Owner" icon under "Login" which is available under 'IDeAS' section. A new screen will open. You will have to enter your User ID and Password. After successful authentication, you will be able to see e-Voting services. Click on "Access to e-Voting" under e-Voting services and you will be able to see e-Voting page. Click on company name or e-Voting service provider name and you will be re-directed to e-Voting service provider website for casting your vote during the remote e-Voting period or joining virtual meeting & voting during the meeting.

NOTES (Contd..)

	<p>2) If the user is not registered for IDeAS e-Services, option to register is available at https://eservices.nsdl.com. Select “Register Online for IDeAS “Portal or click at https://eservices.nsdl.com/SecureWeb/IdeasDirectReg.jsp</p> <p>3) Visit the e-Voting website of NSDL. Open web browser by typing the following URL: https://www.evoting.nsdl.com/ either on a Personal Computer or on a mobile. Once the home page of e-Voting system is launched, click on the icon “Login” which is available under ‘Shareholder/Member’ section. A new screen will open. You will have to enter your User ID (i.e. your sixteen digit demat account number hold with NSDL), Password/OTP and a Verification Code as shown on the screen. After successful authentication, you will be redirected to NSDL Depository site wherein you can see e-Voting page. Click on company name or e-Voting service provider name and you will be redirected to e-Voting service provider website for casting your vote during the remote e-Voting period or joining virtual meeting & voting during the meeting</p>
<p>Individual Shareholders (holding securities in demat mode) login through their Depository Participants (DP)</p>	<p>You can also login using the login credentials of your demat account through your Depository Participant registered with NSDL/CDSL for e-Voting facility. After Successful login, you will be able to see e-Voting option. Once you click on e-Voting option, you will be redirected to NSDL/CDSL Depository site after successful authentication, wherein you can see e-Voting feature. Click on company name or e-Voting service provider name and you will be redirected to e-Voting service provider website for casting your vote during the remote e-Voting period or joining virtual meeting & voting during the meeting.</p>

Important note: Members who are unable to retrieve User ID/ Password are advised to use Forget User ID and Forget Password option available at abovementioned website.

Helpdesk for Individual Shareholders holding securities in demat mode for any technical issues related to login through Depository i.e. CDSL and NSDL

Login type	Helpdesk details
Individual Shareholders holding securities in Demat mode with CDSL	Members facing any technical issue in login can contact CDSL helpdesk by sending a request at helpdesk.evoting@cdslindia.com or contact at 022- 23058738 and 22-23058542-43.
Individual Shareholders holding securities in Demat mode with NSDL	Members facing any technical issue in login can contact NSDL helpdesk by sending a request at evoting@nsdl.co.in or call at toll free no.: 1800 1020 990 and 1800 22 44 30

Step 2 : Access through CDSL e-Voting system in case of shareholders holding shares in physical mode and non-individual shareholders in demat mode.

(i) Login method for e-Voting and joining virtual meetings for **Physical shareholders and shareholders other than individual holding in Demat form.**

- 1) The shareholders should log on to the e-voting website www.evotingindia.com.
- 2) Click on “Shareholders” module.
- 3) Now enter your User ID
 - a. For CDSL: 16 digits beneficiary ID,
 - b. For NSDL: 8 Character DP ID followed by 8 Digits Client ID,
 - c. Shareholders holding shares in Physical Form should enter Folio Number registered with the Company.
- 4) Next enter the Image Verification as displayed and Click on Login.
- 5) If you are holding shares in demat form and had logged on to www.evotingindia.com and voted on an earlier e-voting of any company, then your existing password is to be used.

NOTES (Contd..)

- 6) If you are a first-time user follow the steps given below:

	For Shareholders holding shares in Demat Form other than individual and Physical Form
Permanent Account Number (PAN)	Enter your 10 digit alpha-numeric *PAN issued by Income Tax Department (Applicable for both demat shareholders as well as physical shareholders) * Shareholders who have not updated their PAN with the Company/ Depository Participant are requested to use the sequence number sent by Company/RTA or contact Company/RTA.
Dividend Bank Details OR Date of Birth (DOB)	Enter the Dividend Bank Details or Date of Birth in dd/mm/yyyy format as recorded in your demat account or in the company records in order to login. • If both the details are not recorded with the depository or company, please enter the member id / folio number in the Dividend Bank details field as mentioned in instruction (v).

- (i) After entering these details appropriately, click on “SUBMIT” tab.
- (ii) Shareholders holding shares in physical form will then directly reach the Company selection screen. However, shareholders holding shares in demat form will now reach ‘Password Creation’ menu wherein they are required to mandatorily enter their login password in the new password field. Kindly note that this password is to be also used by the demat holders for voting for resolutions of any other company on which they are eligible to vote, provided that company opts for e-voting through CDSL platform. It is strongly recommended not to share your password with any other person and take utmost care to keep your password confidential.
- (iii) For shareholders holding shares in physical form, the details can be used only for e-voting on the resolutions contained in this Notice.
- (iv) Click on the EVSN **220822033** for Gujarat State Fertilizers and Chemicals Limited to vote.
- (v) On the voting page, you will see “RESOLUTION DESCRIPTION” and against the same the option “YES/NO” for voting. Select the option YES or NO as desired. The option YES implies that you assent to the Resolution and option NO implies that you dissent to the Resolution.
- (vi) Click on the “RESOLUTIONS FILE LINK” if you wish to view the entire Resolution details.
- (vii) After selecting the resolution, you have decided to vote on, click on “SUBMIT”. A confirmation box will be displayed. If you wish to confirm your vote, click on “OK”, else to change your vote, click on “CANCEL” and accordingly modify your vote.
- (viii) Once you “CONFIRM” your vote on the resolution, you will not be allowed to modify your vote.
- (ix) You can also take a print of the votes cast by clicking on “Click here to print” option on the Voting page.
- (x) If a demat account holder has forgotten the login password then Enter the User ID and the image verification code and click on Forgot Password & enter the details as prompted by the system.
- (xi) There is also an optional provision to upload BR/POA if any uploaded, which will be made available to scrutinizer for verification.
- (xii) **Additional Facility for Non – Individual Shareholders and Custodians –For Remote Voting only.**
 - Non-Individual shareholders (i.e. other than Individuals, HUF, NRI etc.) and Custodians are required to log on to www.evotingindia.com and register themselves in the “Corporates” module.
 - A scanned copy of the Registration Form bearing the stamp and sign of the entity should be emailed to helpdesk.evoting@cdslindia.com.
 - After receiving the login details a Compliance User should be created using the admin login and password. The Compliance User would be able to link the account(s) for which they wish to vote on.
 - The list of accounts linked in the login will be mapped automatically & can be delink in case of any wrong mapping.

NOTES (Contd..)

- It is Mandatory that, a scanned copy of the Board Resolution and Power of Attorney (POA) which they have issued in favour of the Custodian, if any, should be uploaded in PDF format in the system for the scrutinizer to verify the same.
- Alternatively Non Individual shareholders are required mandatory to send the relevant Board Resolution/ Authority letter etc. together with attested specimen signature of the duly authorized signatory who are authorized to vote, to the Scrutinizer and to the Company at the email address viz; vishvesh@gfcltd.com, if they have voted from individual tab & not uploaded same in the CDSL e-voting system for the scrutinizer to verify the same.

INSTRUCTIONS FOR SHAREHOLDERS ATTENDING THE AGM THROUGH VC/OAVM & E-VOTING DURING MEETING ARE AS UNDER:

1. The procedure for attending meeting & e-Voting on the day of the AGM is same as the instructions mentioned above for e-voting.
2. The link for VC/OAVM to attend meeting will be available where the EVSN of Company will be displayed after successful login as per the instructions mentioned above for e-voting.
3. Shareholders who have voted through Remote e-Voting will be eligible to attend the meeting. However, they will not be eligible to vote at the AGM.
4. Shareholders are encouraged to join the Meeting through Laptops/ iPads for better experience.
5. Further shareholders will be required to allow Camera and use Internet with a good speed to avoid any disturbance during the meeting.
6. Please note that Participants Connecting from Mobile Devices or Tablets or through Laptop connecting via Mobile Hotspot may experience Audio/Video loss due to Fluctuation in their respective network. It is therefore recommended to use Stable Wi-Fi or LAN Connection to mitigate any kind of aforesaid glitches.
7. Shareholders who would like to express their views/ask questions during the meeting may register themselves as a speaker by sending their request in advance latest by 19th September, 2022 mentioning their name, demat account number/folio number, email id, mobile number at vishvesh@gfcltd.com. The shareholders who do not wish to speak during the AGM but have queries may send their queries in advance latest by 19th September, 2022 mentioning their name, demat account number/folio number, email id, mobile number at (company email id). These queries will be replied to by the company suitably by email.
8. Those shareholders who have registered themselves as a speaker will only be allowed to express their views/ ask questions during the meeting.
9. Only those shareholders, who are present in the AGM through VC/OAVM facility and have not casted their vote on the Resolutions through remote e-Voting and are otherwise not barred from doing so, shall be eligible to vote through e-Voting system available during the AGM.
10. If any Votes are cast by the shareholders through the e-voting available during the AGM and if the same shareholders have not participated in the meeting through VC/OAVM facility, then the votes cast by such shareholders may be considered invalid as the facility of e-voting during the meeting is available only to the shareholders attending the meeting.

PROCESS FOR THOSE SHAREHOLDERS WHOSE EMAIL/MOBILE NO. ARE NOT REGISTERED WITH THE COMPANY/DEPOSITORIES.

1. For Physical shareholders- please provide necessary details like Folio No., Name of shareholder, scanned copy of the share certificate (front and back), PAN (self-attested scanned copy of PAN card), AADHAR (self-attested scanned copy of Aadhar Card) by email to **Company/RTA email id**.
2. For Demat shareholders - Please update your email id & mobile no. with your respective **Depository Participant (DP)**
3. **For Individual Demat shareholders – Please update your email id & mobile no. with your respective Depository Participant (DP) which is mandatory while e-Voting & joining virtual meetings through Depository.**

If you have any queries or issues regarding attending AGM & e-Voting from the CDSL e-Voting System, you can write an email to helpdesk.evoting@cdslindia.com or contact at toll free no. 1800 22 55 33

All grievances connected with the facility for voting by electronic means may be addressed to Mr. Rakesh Dalvi, Sr. Manager, (CDSL) Central Depository Services (India) Limited, A Wing, 25th Floor, Marathon Futurex, Mafatlal Mill

NOTES (Contd..)

Compounds, N M Joshi Marg, Lower Parel (East), Mumbai - 400013 or send an email to helpdesk.evoting@cdslindia.com or call toll free no. 1800 22 55 33.

Contact Details

Company: Gujarat State Fertilizers & Chemicals Limited

P.O.: Fertilizernagar - 391 750
DIST.: VADODARA (GUJARAT)
Phone: (0265) 2242451, Extn. 3582
E-mail: vishvesh@gsfcltd.com

Registrar & Share Transfer Agent: Link Intime India Private Limited (Unit: GSFC)

B -102 &103, Shangrila Complex, 1st Floor, Opp. HDFC Bank,
Near Radhakrishna Char Rasta, Akota,
VADODARA: 390 020 (GUJARAT)
Phone: (0265) 2356573 / 6136000
E-mail: vadodara@linkintime.co.in

e-Voting Agency : Central Depository Services (India) Limited

E-mail: helpdesk.evoting@cdslindia.com
Phone: +91-22-22723333/8588

Scrutinizer: Mr. Niraj Trivedi

Practicing Company Secretary
218-219, Saffron Complex, Fatehgunj,
VADODARA : 390 002 (GUJARAT)
E-mail: csneerajtrivedi@gmail.com

GSFC DIVIDEND TDS (WHT) DETAILS – 28.06.2022

Members may note that the Income Tax Act, 1961, (“the IT Act”) as amended by the Finance Act 2020, mandates that dividend paid or distributed by the Company after 1st April 2020, shall be taxable in the hands of the shareholders. Therefore, the Company is required to deduct tax at source (“TDS”) at the time of making the payment of dividend. To enable us to determine the appropriate TDS rate as applicable, members are requested to submit relevant documents, as specified in the below paragraphs, in accordance with the provisions of IT Act.

For resident shareholders, taxes shall be deducted at source under Section 194 of the IT Act as follows:

Members having valid Permanent Account Number (PAN)	10% or as notified by the Government of India (#)
Members not having PAN / valid PAN	20% or as notified by the Government of India

As per Finance Act 2021, Section 206AB has been inserted effective July 1, 2021, wherein higher rate of tax (twice the specified rate) would be applicable on payment made to a shareholder who is classified as “Specified Person” as defined under the provisions of the aforesaid Section.

However, no tax shall be deducted on the dividend payable to the resident individual shareholder if the total dividend to be received by them during financial year 2022-23 does not exceed Rs.5,000/-, and also in cases where members provide Form 15G / Form 15H (Form 15H is applicable to resident individual shareholders aged 60 years or more) subject to conditions specified in the IT Act. Resident shareholders may also submit any other document as prescribed under the IT Act to claim a lower / nil withholding of tax. PAN is mandatory for members providing Form 15G / 15H or any other document as mentioned above.

For Non-Resident Shareholders, taxes are required to be withheld in accordance with the provisions of Section 195 and other applicable sections of the IT Act, at the rates in force. The withholding tax shall be at the rate of 20% * (plus applicable surcharge and cess) or as notified by the Government of India on the amount of dividend payable. However, as per Section 90 of the IT Act, non-resident shareholders have the option to be governed by the provisions of the Double Tax Avoidance Agreement (DTAA), read with Multilateral Instrument (MLI) between India and the country of tax residence of the shareholders, if they are more beneficial to them. For this purpose, i.e. to avail the benefits under the DTAA read with MLI, non-resident shareholders will have to provide the following:

- Copy of PAN card allotted by the Indian Income Tax Authorities duly attested by the shareholders or details as prescribed under rule 37BC of the Income Tax Rules 1962.
- Copy valid Tax Residency Certificate for the financial year 2022-23 obtained from the revenue or tax authorities of the country of tax residence, duly attested by shareholders.

- Self-declaration in Form 10F
- Self-declaration by the shareholders of having no permanent establishment in India in accordance with the applicable tax treaty
- Self-declaration of beneficial ownership by the non-resident shareholder
- Any other documents as prescribed under the IT Act for lower withholding of taxes if applicable, duly attested by the shareholders

Members are requested to note that if PAN is not as per the database of the Income Tax portal, it would be considered as invalid PAN. Further, as per Notifications of Central Board of Direct Taxes (CBDT), individual shareholders are requested to link their Aadhar number with PAN.

In case of Foreign Institutional Investors / Foreign Portfolio Investors, tax will be deducted under Section 196D of the IT Act at the rate of 20% * (plus applicable surcharge and cess) or the rate provided in relevant DTAA, read with MLI, whichever is more beneficial, subject to the submission of the above documents, if applicable.

* As per the Finance Act 2021, Section 206AB has been inserted effective from July 1, 2021, wherein higher rate of tax (twice the specified rate) would be applicable on payment made to a shareholder who is classified as "Specified Person" as defined under the provisions of the aforesaid section. However, in case a non-resident shareholder or a non-resident Foreign Portfolio Investor (FPI) / Foreign Institutional Investor (FII), higher rate of tax as mentioned in Section 206AB shall not apply if such non-resident does not have a permanent establishment in India.

The aforesaid documents are required to be uploaded on our RTA's portal at below mentioned link provided: <https://web.linkintime.co.in/formsreg/submission-of-form-15g-15h.html>

The soft copy of TDS Certificate in respect of tax deducted, if any, will be emailed at shareholder's registered email ID in due course, post payment of dividend. Shareholder can also check their tax credit in Form 26AS from the e-filing account at <https://www.incometax.gov.in/iec/foportal> or "View Your Tax Credit" on <https://www.tdscpc.gov.in>.

Members are requested to address all correspondence, including dividend related matters, to our RTA i.e. M/s. Link Intime India Private Limited, Unit : GSFC, B-102 & 103, Shangrila Complex, First Floor, Opp. HDFC Bank, Near Radhakrishna Char Rasta, Akota, Vadodara - 390 020, Gujarat. Email : vadodara@linkintime.co.in.

Members wishing to claim dividends that remained unclaimed are requested to correspond with the RTA as mentioned above or with the Company Secretary, at the Company's registered office or at secdiv@gsfcltd.com. Members are requested to note that dividend that are not claimed within seven years from the date of transfer to Company's Unpaid Dividend Account, will be transferred to the Investors Education and Protection Fund (IEPF). Shares on which dividend remains unclaimed for seven consecutive years shall be transferred to IEPF as per Section 124 of the Companies Act 2013 (the Act), read with applicable IEPF Rules.

We urged members to support our commitment to environment by choosing to receive the Company's communication through email. Members holding shares in demat mode, who have not registered their email addresses are requested to register their email addresses with their respective DP. Members holding shares in physical mode are requested to update their email address with the Company's RTA as mentioned above, to receive copies of the Annual Report in electronic mode. Members holding shares in demat mode shall contact their DP to update the bank account details in their demat account as per process advised by their DP. Members holding shares in physical mode may follow the process detailed below for registration of email ID to obtain the report and update of bank account details for the receipt of dividend. For availing the various investors service, shareholders shall send written request in the prescribed forms to the RTA of the Company as under :-

Process to be followed in case shares are in Physical Mode	Form No.
Form for availing Investors Services to register PAN, email address, bank details and other KYC details or changes / update thereof for securities held in physical mode	Form ISR-1
Update of Signature of Securities holder	Form ISR-2
For nomination as provided in the Rules	Form SH-13
Declaration to opt out of Nomination	Form ISR-3
Cancellation of nomination by the holder(s) (along with ISR-3) / Change of Nominee	Form SH-14
Form for requesting issue of Duplicate Certificate and other service request for shares held in physical form along with copy of Client Master List (CML)	Form ISR-4

NOTES (Contd..)

Annexure – I

DETAILS OF DIRECTORS SEEKING APPOINTMENT / REAPPOINTMENT BY THE SHAREHOLDERS OF THE COMPANY AT THE ENSUING ANNUAL GENERAL MEETING IN PURSUANCE OF REGULATION 26 (4) & 36 (3) OF SEBI (LISTING OBLIGATIONS AND DISCLOSURE REQUIREMENTS) REGULATIONS, 2015 AND APPLICABLE SECRETARIAL STANDARDS

Name of Director	Smt. Mamta Verma, IAS	Shri Mukesh Puri, IAS
DIN	01854315	03585870
Date of Birth	01-04-1972	26-01-1964
Date of first appointment	01.07.2021	06.12.2020
No. of Shares held by self or by any beneficial basis for any other person	Nil	Nil
Relationship with other Directors / Key Managerial Personnel	Nil	Nil
Qualifications	MA with Psychology and Post-Graduation in Physiology.	Post-Graduation in Economics and Masters in International Political Economics.
Nature of Expertise/ Experience	<p>Mrs. Mamta Verma is a Senior IAS Officer having rich experience in the field of Management & Administration. She has held various distinguished positions in Government of Gujarat such as Collector, District Development Officer, Additional Industries Commissioner, CEO of Ahmedabad Urban Development Authority and Special Commissioner, Commercial Taxes, Director, Municipal Administrator, CEO of Gujarat Urban Development Corporation, Secretary to Government, Industries and Mines Department. Presently, she is Principal Secretary to Government, Energy & Petrochemicals Department, Sachivalaya, Gandhinagar.</p>	<p>Shri Mukesh Puri is a Senior IAS officer with 32 years of experience in public administration. He has held several important positions in the State Government and Government of India such as Collector and District Magistrate; Dy. Director, Lal Bahadur Shastri National Academy of Administration (LBSNAA); Commissioner of Commercial Taxes; Principal Secretary, Education Department and Water Supply Department. Shri Puri has held the position of Managing Director, Gujarat Urja Vikas Nigam Limited (GUVNL); and Chairman, Gujarat Pollution Control Board (GPCB). Shri Puri has also worked with UNICEF for a period of 3 years. He is presently posted as Additional Chief Secretary-Agriculture, Farmers Welfare & Co-Operation Department, Government of Gujarat.</p>

NOTES (Contd..)

<p>Names of other Companies in which Directorship is held</p>	<ol style="list-style-type: none"> 1. Gujarat Narmada Valley Fertilizers & Chemicals Limited 2. Torrent Power Limited 3. Gujarat Power Corporation Limited 4. Gujarat State Electricity Corporation Limited 5. Gujarat Energy Transmission Corporation 6. Gujarat Urja Vikas Nigam Limited 7. GVFL Advisory Services Limited 8. Diamond Research and Mercantile City Limited 9. Gujarat Chemical Port Limited 	<ol style="list-style-type: none"> 1. Gujarat Narmada Valley Fertilizers & Chemicals Limited 2. Indian Potash Limited 3. Gujarat Green Revolution Company Limited 4. Gujarat State Seeds Corpn Ltd.
<p>Names of the Committees of the Board of Companies in which Membership/ Chairmanship is held at GSFC Limited</p>	<p>Project Committee - Member Nomination & Remuneration Committee – Member</p>	<p>Finance-cum-Audit Committee – Special Invitee Project Committee – Member Nomination & Remuneration Committee – Special Invitee (w.e.f. 04.03.2022) Risk Management Committee – Chairman Stakeholder Relationship Committee – Member Corporate Social Responsibility Committee – Member</p>

*For details regarding the number of meetings of the Board / Committees attended by the above Directors during the year and remuneration drawn / sitting fees received, please refer to the Board's Report and the Corporate Governance Report forming part of this Annual Report.

DIRECTORS' REPORT

To

The Members,

Your Directors have pleasure in presenting their 60th Annual Report on the business and operations of the Company and the accounts for the Financial Year ended March 31, 2022.

1. Financial highlights of the Company

(₹ in Crores)

Sr. No.	Particulars	Standalone		Consolidated	
		2020-21	2021-22	2020-21	2021-22
1	Gross Sales	7499.61	8995.63	7634.06	9082.64
2	Other Income	183.34	182.50	183.17	183.26
3	Total Revenue	7682.95	9178.13	7817.24	9265.90
4	Less : Operating Expenses	6950.46	7685.44	7062.76	7763.73
5	Operating Profit	732.49	1492.69	754.48	1502.17
6	Less : Finance Cost	42.74	9.63	43.00	9.77
7	Gross Profit	689.76	1483.07	711.48	1,492.40
8	Less : Depreciation	176.45	178.18	177.20	178.80
9	Exceptional Item	0.00	0.00	0.00	0.00
10	Profit before Taxes	513.32	1304.89	534.28	1313.61
11	Shares in Profit/ (Loss) of Associates	0.00	0.00	0.65	1.60
12	Profit before taxes after Associates	513.31	1304.89	534.94	1315.21
13	Taxation				
	• Current Tax	70.84	328.94	74.62	331.70
	• Deferred Tax (net)	78.08	79.57	63.49	79.45
	• Mat Credit recognized	-32.62	0.00	-32.62	0.00
	• Earlier year tax	-20.66	5.48	-20.66	5.48
14	Profit after taxes	417.67	890.90	450.11	898.58
15	Non-controlling Interest	0.00	0.00	-0.02	-0.03
16	Other comprehensive income arising from re-measurement of defined benefit plan	-6.06	13.31	-6.07	13.07
17	Balance brought forward from last year	223.51	357.30	275.11	441.35
18	Amount available for appropriations	635.12	1261.52	719.17	1,353.04
19	Payment of Dividend				
	- Dividend	47.82	87.67	47.82	87.67
20	Transfer to General Reserve	230.00	490.00	230.00	490.00
21	Leaving a balance in the Profit & Loss Account	357.30	683.85	441.35	775.38

2. Dividend:

Your Directors are happy to recommend a dividend @ 2.50 per Equity Share (Face value of Rs. 2/- each) on 39,84,77,530 shares (Previous Year - 110%, i.e. Rs. 2.20 per share on 39,84,77,530 Equity Shares of Rs.2/- each) for the financial year ended 31st March, 2022. The net outgo on account of Dividend shall be Rs. 99.62 Crores including Corporate Dividend Tax. The Dividend shall be paid to those members, whose names shall appear on the Register of Members of the Company on the Book Closure Date i.e. on 13/09/2022.

3. Brief description of the Company's working during the year/ State of Company's affair:

Your directors wish to report that your Company has achieved turnover of Rs. 8996 Crores for the year ended March 31, 2022 as against Rs. 7500 Crores (FY 20-21) on standalone basis, which is higher by Rs.1496 crores when compared to the previous financial year.

DIRECTORS' REPORT (Contd..)

Similarly, for the year under review (FY 21-22), Profit before Tax (PBT) was Rs.1305 Crores and Net Profit (Profit after Tax) was Rs.891 Crores as against PBT of Rs.513 Crores and PAT of Rs.418 Crores for the previous financial year.

4. Material changes and commitments:

The Company has not made any material changes or commitments which affect the financial position of the Company during the financial year of the Company to which the financial statements relate and as on the date of signing of this report.

5. Details of significant and material orders passed by the regulators or courts or tribunals impacting the going concern status and Company's operations in future:

There are no such orders except those which have been appropriately challenged before the judiciary and no impact on going concern status and Company's operation in future of such matters are expected or visualized at the current stage at which they are.

6. Details in respect of adequacy of internal financial controls with reference to the Financial Statements:

Your Company has an internal Control System which commensurate with the size, scale and complexity of its operations. The scope and authority of the Internal Audit function lies with the Audit Committee of Directors. The Audit Committee monitors and evaluates the efficacy and adequacy of internal control systems, accounting procedures and policies. Based on the report of Internal Auditors, significant audit observations and actions taken on such observations are presented to the Audit Committee of the Board.

7. Details of Subsidiary/Joint Ventures/Associate Companies:

During the year under review, Companies listed below are the Subsidiary Company or Associate Companies:

- Subsidiary Companies
 - GSFC Agrotech Limited.
 - Gujarat Port and Logistics Company Limited*
 - Vadodara Jal Sanchay Private Limited*
- Associate Companies
 - Vadodara Enviro Channel Limited
 - Gujarat Green Revolution Company Limited
 - Gujarat Data Electronics Limited
 - Karnalyte Resources INC
- Subsidiary of Subsidiary
 - Gujarat Arogya Seva Private Limited**

*Gujarat Port and Logistics Company Limited was incorporated on 03/02/2020 as a Joint Venture Company by Gujarat State Fertilizers & Chemicals Limited and Gujarat Maritime Board with proposed investment in the ratio of 60:40 respectively. A report on the performance and financial position of each of the subsidiaries, associates and joint venture companies as per the Companies Act, 2013 is provided at Annexure - A to the Consolidated Financial Statement and hence not reproduced here for the sake of brevity. The Company does not have any material subsidiary in terms of Company's Act, 2013 read with SEBI (Listing Obligation & Disclosure Requirement) Regulations.

*Vadodara Jal Sanchay Private Limited was incorporated on 22/07/2020 as a joint venture company by Gujarat State Fertilizers & Chemicals Limited, Gujarat Alkalies and Chemicals Limited, Gujarat Industries Power Company Limited and Vadodara Municipal Corporation with investment in the ratio of 60:15:15:10 respectively. A report on the performance and financial position of each of the subsidiaries, associates and joint venture companies as per the Companies Act, 2013 is provided at Annexure - A to the Consolidated Financial Statement and hence not reproduced here for the sake of brevity. The Company does not have any material subsidiary in terms of Company's Act, 2013 read with SEBI (Listing Obligation & Disclosure Requirement) Regulations, 2015.

** Gujarat Arogya Seva Private Limited (GASPL) was incorporated on 28th March 2017 with the primary object to retail generic medicines. The said Company was jointly promoted by Gujarat Medical Services Corporation Ltd (GMSCL) and GSFC Agrotech Limited (a wholly owned subsidiary of GSFC Limited) with equity participation of 49% (Rs.1.30 Crore) and 51% (Rs. 1.35 Crore) respectively.

GASPL has remained dormant ever since its incorporation except for statutory compliances with ROC and book keeping activities to avoid defaults and penalties. GASPL is inoperative company and since last 2 years has neither carried out any commercial activity nor there remain any possibility to carry out such activities. As such now there is no plan for commencing the business in view of the Government Resolutions dated 05-07-18 and

DIRECTORS' REPORT (Contd..)

18-07-18 issued by the Additional Chief Secretary, Health & Family welfare Department, GOG. As per the said GR, it has been decided to transfer the work of Generic Drug Stores to M/s. H.L.L. Life Care Limited. Hence, it was decided to dissolve the company.

The process for voluntary liquidation of the company was carried out by M/s Ravi Kapoor and Associates, who was appointed as liquidator for the company. The National Company Law Tribunal (NCLT) allowed the application for voluntary liquidation of the Company and the Company got dissolved accordingly vide Order dated 16.03.2022 issued by NCLT, Ahmedabad.

8. Listing of Shares & Depositories:

The Equity Shares of your Company are listed on the BSE Limited (BSE) and National Stock Exchange of India Ltd. (NSE). As approved by the shareholders, an application for voluntary delisting of Equity Shares from Calcutta Stock Exchange Association Ltd., Kolkata, was made, however, the approval for delisting is still not received. The listing fee for the FY 22-23 has been paid timely to both the BSE and NSE.

Your Directors wish to state that the Equity Shares of your Company are compulsorily traded in dematerialized form w.e.f. 26/06/2000. Presently, 98.12% of shares are held in electronic/ dematerialized form.

9. Report on Corporate Governance And Management Discussion And Analysis Report To Shareholders:

Your Company has complied with all the mandatory requirements of Corporate Governance norms as mandated by SEBI (Listing Obligations & Disclosure Requirements) Regulations, 2015.

A separate report on Corporate Governance together with the Certificate of M/s. Samdani Kabra & Associates, Company Secretaries, Vadodara forms part of this Annual Report. The Management Discussion & Analysis report also forms part of this Annual Report.

10. Business Responsibility Reporting

Business Responsibility Report forms part of this Annual Report as required under Regulation 34(2) (f) of SEBI (Listing Obligations and Disclosure Requirements) Regulations, 2015.

11. Fixed Deposits

During the year 2021-22, your Company has not accepted/ renewed any Fixed Deposit. Your Directors wish to report that there are **NIL** Fixed Deposits aggregating Rs. **NIL** which have remained unclaimed by Depositors, as on 31st March, 2022. Letters reminding them to seek repayment have been sent. Upto and including the date of this report, **Nil** deposits have been repaid.

During the year, the Company has transferred a sum of Rs. **NIL** Lacs being the unclaimed deposits and interest amount thereon to the Investors' Education and Protection Fund (IEPF) as required in terms of Section 125 of the Companies Act, 2013. The Company has discontinued accepting new deposits since 15.11.2005, and renewing the deposits since 31.03.2009.

12. Insurance:

All the properties and insurable interests of the Company, including the buildings, plant & machinery and stocks have been adequately insured. Also, as required under the Public Liability Insurance Act, 1991, your Company has taken the appropriate insurance cover.

13. Expansion & Diversification

Your Directors are happy to share the status of various projects that are under execution/ executed as below:

PA & APS Plants Refurbishment:-

To improve productivity, efficiency and reliability of the old PA and APS Plants established in the year 1967, your Company has taken up refurbishment of these plants. The Project is successfully completed well within the allocated budget.

Nylon- 6 Compounding Project:-

Considering growing demand of Nylon-6 Compounded chips and as a value added product, your company has successfully commissioned 2 numbers of 24 MTPD capacity Nylon-6 compounding lines in the month of December, 2021.

400 MTPD Ammonium Sulphate Plant at Vadodara Unit:-

To capture growing market of Ammonium Sulphate, your company is setting up 400 MTPD Ammonium Sulphate

DIRECTORS' REPORT (Contd..)

Plant at Vadodara Unit. Based on experience of Ammonium Sulphate production over the years, your company will execute the Project without involving technology supplier and by utilising In-house expertise and available resources. Engineering activities are completed and Procurement & Construction activities are under progress.

20 MTPD HX Crystal Project:-

Considering present demand-supply gap and as an import substitute, your company is expanding production capacity of HX crystals plant at Vadodara unit for further value addition. Your company will execute the Project based on In-house technology and by utilising available resources. Engineering and Procurement activities for the Project are under progress.

100 MTPD Gypsum Granulation Plant:-

Considering increased use of Gypsum granules as a soil conditioner and the cost advantage over Gypsum powder, your company is setting up 100 MTPD Gypsum Granulation Plant at Vadodara unit on LSTK basis. Your company has awarded the work to LSTK contractor and Project activities are under progress.

15 MW Solar Power Project at Charanka:-

To make use of green energy & meet Renewable Purchase Obligation (RPO) requirement, your company is setting up 15 MW ground mounted solar power plant at Charanka, Gujarat. Your company has awarded the work to EPC contractor and Project activities are under progress.

Urea Plant Revamping Project:-

To reduce the energy consumption of existing Urea Plants and improve the plant reliability considering vintage plant, your company is considering to carry out revamping of Urea-II Plant. M/s Casale SA, Switzerland is selected as Technology supplier and accordingly, Basic Engineering Package is received from M/s Casale. Company has received commercial offers & the same are under evaluation.

600 MTPD Sulphuric Acid Plant at Vadodara Unit:-

Based on Sulphuric Acid & Steam balance of the complex, your Company is considering to set up 600 MTPD Sulphuric Acid Plant on LSTK basis at Vadodara Unit. Company has received commercial offers & the same are under evaluation.

600 MTPD Phosphoric Acid Plant and 1800 MTPD Sulphuric Acid Plant at Sikka Unit:-

As a part of backward integration, your Company is considering to install 600 MTPD Phosphoric Acid Plant and 1800 MTPD Sulphuric Acid Plant at Sikka Unit. Discussions are in progress with Phosphoric Acid and Sulphuric Acid technology suppliers for contract finalisation.

Roof top Solar Power Project at Vadodara Unit:-

To enhance green energy portfolio, your Company is considering to set up roof top solar plant at various identified locations & a floating roof solar power plant at Vadodara Unit. Company has invited Expression of Interest from EPC contractors & based on responses, the techno-commercial offers will be invited.

Green Hydrogen Project at Vadodara Unit:-

As a part of green initiative of Government of India, your company is evaluating various options to set up a Green Hydrogen Project at Vadodara Unit.

Phosphate Rich Organic Manure (PROM), Project at Polymer Unit:-

With a view to expand GSFC's Agro-product portfolio, your company is considering to enter into organic fertilizers by setting up 2x200 MTPD PROM plant at Polymer unit by using available existing infrastructure.

14. Information regarding conservation of energy, technology absorption, foreign exchange earnings and outgo and particulars of employees etc.

Information as required under Section 134 (3) (m) of Companies Act, 2013 read with the Companies (Accounts) Rules, 2014 are enclosed in **Annexure D** forming part of this report.

The details relating to Section 197 (12) of the Companies Act, 2013 read with Rule 5 (1) of the Companies (Appointment and Remuneration of Managerial Personnel) Rules, 2014 have been disclosed in point # 5 of Corporate Governance Report.

15. Corporate Social Responsibility (CSR)

The Company has constituted a Corporate Social Responsibility (CSR) Committee in accordance with Section

DIRECTORS' REPORT (Contd..)

135 of the Companies Act, 2013. As a part of its initiatives under "Corporate Social Responsibility", the Company has undertaken projects in the areas of education, livelihood, health, water and sanitation. The Annual Report on CSR activities is enclosed as **Annexure A**. CSR Policy adopted by the Company is placed on the Company's website at <https://www.gsflimited.com/companys-act-listing-agreement>

16. Directors

A) Changes in Directors and Key Managerial Personnel:

Shri Pankaj Kumar, IAS has been appointed as Chairman w. e. f. 07.09.2021 in place of Shri Anil Mukim, IAS (till 31.08.2021).

Further, the members may kindly note that Smt. Jayaben Thakkar, Independent Director (Woman) of the Company has tendered her resignation with effective from 09/02/2022 due to personal commitments and other pre-occupations.

Government of Gujarat had nominated Shri Mukesh Puri as Managing Director of the Company with effective from 06/12/2020. As per the Government of Gujarat Order dated 05/12/2020, he was the Additional Chief Secretary, Urban Development & Urban Housing Department, Government of Gujarat and was holding additional charge as Managing Director–GSFC Limited for the period effective from 06/12/2020. Accordingly the members at 59th Annual General Meeting approved the appointment of Shri Mukesh Puri, IAS as Managing Director of the Company. The members at the said 59th AGM further authorized the Board of Director to approve the remuneration, perquisites or terms and conditions for his appointment, as per the communication that may be received from the Government from time to time.

Thereafter, Shri Mukesh Puri, IAS was relieved from the charge as Additional Chief Secretary, Urban Development & Urban Housing Department and his services were placed by the Government to hold full time charge as Managing Director – GSFC Limited vide GoG Notification dated 24/12/2021. Hence, he was appointed as Managing Director in the category of Executive Director with effect from 24/12/2021.

Government of Gujarat, vide its resolution # GSF/1098/1620/ E dated 20/01/2022 advised the terms and conditions for his appointment holding full time charge as Managing Director – GSFC Limited during his tenure for holding full charge as Managing Director – GSFC Limited.

Thereafter, vide GoG Notification dated 03/03/2022; he was again given charge as Additional Chief Secretary to Agriculture, Farmers Welfare and Co-operation Department, Government of Gujarat and was appointed to hold the additional charge as Managing Director – GSFC Limited. Hence, the category again was changed from executive director to non-executive director.

The terms and conditions issued by the Government of Gujarat for the period of his appointment in the category of Executive Director from 24/12/2021 to 03/03/2022 is placed for information and approval by the members in the notice convening 60th Annual General Meeting.

Smt. Mamta Verma, IAS has been appointed w.e.f.01.07.2021 as a rotational director in place of Smt. Sunaina Tomer, IAS (till 14.06.2021) and Shri J. P. Gupta, IAS has been appointed w.e.f. 14.12.2021 as rotational director in place of Shri Pankaj Joshi, IAS, (till 01.11.2021). Smt. Mamta Verma, IAS shall be liable to retire by rotational at the ensuing 60th Annual General meeting, has offered herself for re-appointment.

Shri Tapan Ray, Smt. Gauri Kumar, Prof. Ravindra Dholakia and Dr. Sudhir Kumar Jain, independent directors have submitted declarations that they meet the criteria of Independence as provided under section 149 (6) of the Companies Act, 2013 read with Rule 6 of the Companies (Appointment and Qualification of Directors) Rules, 2014, as amended, the names of all the Independent Directors of the Company have been included in the data bank maintained by the Indian Institute of Corporate Affairs.

The brief resume of Directors with regard to appointment/ re-appointment at 60th Annual General Meeting is annexed to the Notice convening the 60th Annual General Meeting, which forms the integral part of this Annual Report.

A Certificate has been obtained from the Company Secretary in practice, confirming that none of the directors on the Board of Directors of the Company have been debarred or disqualified from being appointed or continuing as director of Companies by the Securities and Exchange Board of India, Ministry of Corporate Affairs or any such other statutory authorities. The Certificate of Shri Niraj Trivedi forms part of this report.

DIRECTORS' REPORT (Contd..)

B) Board Evaluation:

Pursuant to the provisions of the Companies Act, 2013 and SEBI (Listing Obligation & Disclosure Requirement) Regulations, 2015, the Board has carried out the annual performance evaluation of its own performance, the Directors individually as well as the evaluation of its committees. The manner in which the evaluation has been carried out is explained in the Corporate Governance Report which forms the part of this Annual Report.

C) Appointment and Remuneration Policy:

The Board has, on the recommendation of the Nomination and Remuneration Committee, framed a policy for selection and appointment of Directors, senior management and their remuneration. The details of Remuneration Policy and its web link are contained in the Corporate Governance Report.

D) Meetings:

During the year, five Meetings of the Board of Directors and five meetings of the Audit Committee were held. The composition of Board and Committees along with details of attendance is contained in Corporate Governance Report.

Dividend Distribution Policy: The Board of Directors of the Company at its Meeting held on 26th May, 2017 has adopted "Dividend Distribution Policy" effective from 26th May, 2017, which is available on the Company's Website at the link <https://www.gsfclimited.com/companys-act-listing-agreement>.

As per the SEBI Listing Regulations, the said "Dividend Distribution Policy" is also required to be disclosed in the Annual Report of the Company, which is annexed herewith as **Annexure E**. The dividend recommended by the Board for the year ended 31st March, 2022 is in accordance with the said Dividend Distribution Policy.

17. Details of establishment of vigil mechanism for Directors and Employees:

The Company has a Vigil Mechanism Policy in place to deal with instances, if any, of the fraud, mismanagement, misappropriations, if any and the same is placed on the Company's website. The details of the policy as well as its web link are contained in the Corporate Governance Report.

Reporting of fraud by Auditors

During the year under review, the Statutory Auditors of the Company have not reported any instance of fraud to the Board of Directors under Section 143 (12) of the Companies Act, 2013, including rules made thereunder.

Disclosure as per Sexual Harassment of Women at Workplace (Prevention, Prohibition and Redressal) Act, 2013

Your Company has complied with provisions relating to the constitution of Internal Complaints Committee under the Sexual Harassment of Women at Workplace (Prevention, Prohibition and Redressal) Act, 2013 (as amended from time to time).

Secretarial Standards of ICSI

Your Company is in compliance with the Secretarial Standards on Meetings of the Board of Directors (SS-1) and General Meetings (SS-2) issued by the Institute of Company Secretaries of India and approved by the Central Government

18. Particulars of loans, guarantees or investments under section 186:

Particulars of loans given, investments made, guarantee given and securities provided (if any) along with the purpose for which the loan or guarantee or security is proposed to be utilized by the recipient are provided in the standalone financial statement.

19. Particulars of contracts or arrangements with related parties:

All related party transactions that were entered into during the financial year were on an arm's length basis and were in the ordinary course of business. There are no materially significant related party transactions made by the Company with Promoters, Directors, Key Managerial Personnel and other Designated Persons which may have a potential conflict with the interest of the Company at large.

All Related party transactions were placed before the Audit Committee and also the Board of Directors for approval. Prior omnibus approval of the Audit Committee is obtained and a statement giving details of transactions, if any, shall be continued to be placed before the Audit Committee meeting as mandated. The Company has developed

DIRECTORS' REPORT (Contd..)

a mechanism for identification of related party transactions and the Company is also having the system of monitoring of such transactions. The appropriate resolution regarding related parties is placed for the approval of members and forms the part of the notice convening the 60th Annual General Meeting.

The particulars of every contract or arrangements entered into by the Company with related parties referred to in sub-section (1) of section 188 of the Companies Act, 2013 including certain arm's length transactions under third proviso thereto have been disclosed in **Annexure C** to this report.

20. Managerial Remuneration:

Details as required pursuant to Rule 5 of the Companies (Appointment and Remuneration of Managerial Personnel) Rules, 2014 are contained in Corporate Governance Report.

21. Risk management policy:

The details of such Committee and its terms of reference are set out in the Corporate Governance Report forming part of the Board's Report.

22. Directors' Responsibility Statement:

Pursuant to Section 134 (3) (c) of the Companies Act, 2013, your Directors confirm that:

- a. In the preparation of the annual accounts, the applicable accounting standards had been followed along with proper explanation relating to material departures;
- b. The Directors had selected such accounting policies and applied them consistently and made judgments and estimates that are reasonable and prudent so as to give a true and fair view of the state of affairs of the Company at the end of the financial year and of the profit and loss of the Company for that period;
- c. The Directors had taken proper and sufficient care for the maintenance of adequate accounting records in accordance with the provisions of this Act for safeguarding the assets of the Company and for preventing and detecting fraud and other irregularities;
- d. The Directors had prepared the annual accounts on a going concern basis;
- e. The Directors, in the case of a listed Company, had laid down internal financial controls to be followed by the Company and that such internal financial controls are adequate and were operating effectively; and
- f. The Directors had devised proper systems to ensure compliance with the provisions of all applicable laws and that such systems were adequate and operating effectively.

23. Auditors:

(a) Statutory Auditors

On the recommendation of Audit Committee, the Board of Directors has recommended for the appointment of M/s. Parkih Mehta & Associates, Vadodara, Chartered Accountants (Firm Registration No. 112832W) as the Statutory Auditors for the first term of two consecutive years i.e. to hold the office from the conclusion of 60th Annual General Meeting till the conclusion of 62nd Annual General Meeting of the Company to be held in the year 2024. Your Directors wish to inform that the outgoing Statutory Auditors viz. TR Chaddha & Co., LLP have completed their term of five years and the proposed appointment is in their place.

(b) Cost Auditors:

In terms of the Section 148 of the Companies Act, 2013 read with Companies (Cost Records and Audit) Rules, 2014, the Company is required to maintain cost accounting records and get them audited every year. The Board of Directors of your Company, on the recommendations made by the Audit Committee, has approved appointment of M/s Diwanji & Company, Cost Accountants, Vadodara (Firm Registration Number 000339) as the Cost Auditors of your Company to conduct the audit of cost records for the Financial Year 2022-23. The remuneration proposed to be paid to the Cost Auditor is placed for your ratification at the ensuing 60th Annual General Meeting. The Cost Audit report for the F.Y. 2021-22 was filed within stipulated time.

(c) Internal Auditors:

Your Company has appointed M/s K C Mehta & Co, Chartered Accountants, Vadodara, as Internal Auditors of Baroda & Sikka Unit for Financial Year i.e. 2022-23.

DIRECTORS' REPORT (Contd..)

(d) Secretarial Auditors & Secretarial Audit Report:

Pursuant to the provisions of Section 204 of the Companies Act, 2013 read with Companies (Appointment and Remuneration of Managerial Personnel) Rules, 2014, the Company has appointed M/s Niraj Trivedi, Practicing Company Secretary to undertake the secretarial audit of the Company. The Report of the Secretarial Auditor is enclosed as **Annexure B**.

24. Auditors' Report:

There are no comments/ observations, reservations or adverse remarks in the Auditors Report and Secretarial Audit Report and hence no clarifications need to be given on the clean report.

25. Extract of the annual return:

Link of annual report as per the Companies Amendment Act, 2017 is as below;

<https://www.gsfclimited.com/companys-act-listing-agreement>

26. Human Resources:

Your Directors are happy to acknowledge that the well positioned human resource of the Company have been key drivers in implementing ideas, policies, cultural and behavioral aspects of the organization and ultimately with their outstanding performance has helped the Company to realize its objectives. Your Directors are happy to place on record their appreciation for highly potential, consistent and ethical employees for their remarkable contribution to the Company.

Industrial Relations have remained cordial during the period under report.

27. Acknowledgements:

Your Directors place on record their appreciation for the overwhelming co-operation and assistance received from the Government of Gujarat, Government of India, Bank of Baroda and other Banks and agencies. Your Directors also wish to express their gratitude to the investors for their continued support and faith reposed in the Company.

For and on behalf of the Board

Place : Fertilizernagar
Date : 22/08/2022

Sd/-
Pankaj Kumar, IAS
Chairman

ANNEXURE "A" TO DIRECTORS' REPORT

REPORT ON CORPORATE SOCIAL RESPONSIBILITY (CSR) ACTIVITIES (FY 2021-22)

- Brief outline on CSR Policy of the Company:** GSFC is committed to integrate its business values, ethics and professional skills to meet the expectations of all our stakeholders by developing, encouraging and supporting various social and economic initiatives, without any duplication of government policies, though our industrial expertise for Sustainable Development.

- Composition of CSR Committee:**

Sl. No.	Name of Director	Designation/Nature of Directorship	Number of meetings held during the year	Number of meetings attended during the year
1	Shri Mukesh Puri	Chairman	1	1
2	Dr. Sudhir Jain	Member	1	1
3	Smt Jayaben Thakkar (till 9th February, 2022)	Member	0	0
4	Shri Tapan Ray (effective from 14th February, 2022)	Member	1	1
5	Shri J P Gupta	Member	1	1

- Web-link where Composition of CSR committee, CSR Policy and CSR projects approved by the board are disclosed on the website of the company:** www.gsfclimited.com
- Details of Impact assessment of CSR projects carried out in pursuance of sub-rule (3) of rule 8 of the Companies (Corporate Social Responsibility Policy) Rules, 2014, if applicable (attach the report):** Not applicable
- Details of the amount available for set off in pursuance of sub-rule (3) of rule 7 of the Companies (Corporate Social Responsibility Policy) Rules, 2014 and amount required for set off for the financial year, if any:** Not applicable
- Average net profit as per section 135(5):** Rs. 38,464.27 Lakhs
- Two percent of average net profit as per section 135(5):** Rs. 7.69 crores
 - Surplus arising out of the CSR projects or programmes or activities of the previous financial years:** Not applicable
 - Amount required to be set off for the financial year, if any:** Not applicable
 - Total CSR obligation for the financial year (7a+7b-7c):** Rs. 7.69 crores
- (a) CSR amount spent or unspent for the financial year:**

Total Amount Spent for the Financial Year. (in Rs.)	Amount Unspent (in Rs.)				
	Total Amount transferred to Unspent CSR Account as per section 135(6).		Amount transferred to any fund specified under Schedule VII as per proviso to section 135(5).		
	Amount.	Date of transfer	Name of the Fund	Amount.	Date of transfer
9,76,12,960	Not applicable	Not applicable	Not applicable	Not applicable	Not applicable

- Details of CSR amount spent against ongoing projects for the financial year:**

Sl. No.	Name of Project	Item from the list of activities in Schedule VII to the Act.	Local area (Yes/No).	Location of the project.		Project duration.	Amount allocated for the project (in Rs.).	Amount spent in the current financial Year (in Rs.).	transferred to Unspent CSR Account for the project as per Section 135(6) (in Rs.)	Mode of Implementation - Direct (Yes/No).	Mode of Implementation - Through Implementing Agency	
				State	District						Name	CSR Registration number.
1	Schools run by GSFC	Education	Yes	Gujarat	Vadodara, Kosamba	47year	1,69,97,000	1,69,97,000	NA	Yes		
2	GSFC University	Education	Yes	Gujarat	Vadodara	5 years	4,00,00,000	4,00,00,000	NA	No	GES	CSR00004136
3	Drinking water nearby villages	Safe Drinking water	Yes	Gujarat	Vadodara	50 year	23,28,484	23,28,484	NA	Yes		

ANNEXURE "A" TO DIRECTORS' REPORT (Contd..)

(c) Details of CSR amount spent against other than ongoing projects for the financial year:

Sl. No.	Name of the Project	Item from the list of activities in schedule VII to the Act.	Local area (Yes/No).	Location of the project		Amount spent for the project (in Rs.).	Mode of implementation - Direct (Yes/No).	Mode of implementation - Through implementing agency.	
				State	District			Name	CSR registration number
1	Support to local community	Rural Development Projects	Yes	Gujarat	Vadodara, Jamnagar	34,28,659	No	SVADES	CSR00002452
2	COVID Relief	Health	Yes	Gujarat	All 33 districts	3,48,58,817	No	GCSRA	CSR00002979

(d) Amount spent in Administrative Overheads: Not applicable

(e) Amount spent on Impact Assessment, if applicable: Not applicable

(f) Total amount spent for the Financial Year (8b+8c+8d+8e): Rs. 9,76,12,960/-

(g) Excess amount for set off, if any

Sl. No.	Particular	Amount (in ₹)
(i)	Two percent of average net profit of the company as per section 135(5)	7,69,29,000
(ii)	Total amount spent for the Financial Year	9,76,12,960
(iii)	Excess amount spent for the financial year [(ii)-(i)]	2,06,83,960
(iv)	Surplus arising out of the CSR projects or programmes or activities of the previous financial years, if any	Not applicable
(v)	Amount available for set off in succeeding financial years [(iii)-(iv)]	2,06,83,960

9. (a) Details of Unspent CSR amount for the preceding three financial years: Not applicable

(b) Details of CSR amount spent in the financial year for ongoing projects of the preceding financial year(s):

Not Applicable

10. In case of creation or acquisition of capital asset, furnish the details relating to the asset so created or acquired through CSR spent in the financial year (asset-wise details) - Not Applicable

(a) Date of creation or acquisition of the capital asset(s).

(b) Amount of CSR spent for creation or acquisition of capital asset.

(c) Details of the entity or public authority or beneficiary under whose name such capital asset is registered, their address etc.

(d) Provide details of the capital asset(s) created or acquired (including complete address and location of the capital asset).

11. Specify the reason(s), if the company has failed to spend two per cent of the average net profit as per section 135(5).

Not Applicable

Place : Fertilizernagar
Date : 22/08/2022

Sd/-
[Person specified under clause (d) of sub-section (1) of section 380 of the Act]
(Managing Director)
(Chairman CSR Committee)

ANNEXURE "B" TO DIRECTORS' REPORT

FORM NO. MR-3

SECRETARIAL AUDIT REPORT

FOR THE FINANCIAL YEAR ENDED ON 31ST MARCH, 2021

[Pursuant to section 204(1) of the Companies Act, 2013 and Rule 9 of the Companies (Appointment and Remuneration Personnel) Rules, 2014]

To,
The Members
GUJARAT STATE FERTILIZERS & CHEMICALS LIMITED
P.O. Fertilizernagar,
Vadodara – 391750.

We have conducted the Secretarial Audit of the compliance of applicable statutory provisions and the adherence to good corporate practices by **Gujarat State Fertilizers & Chemicals Limited ("the Company")**. Secretarial Audit was conducted in a manner that provided us a reasonable basis for evaluating the corporate conducts / statutory compliances and expressing our opinion thereon.

Based on our verification of the Company's books, papers, minute books, forms and returns filed and other records maintained by the Company and also the information provided by the Company, its officers, agents and authorized representatives during the conduct of the Secretarial Audit and considering the relaxations granted by the Ministry of Corporate Affairs ("MCA") and Securities and Exchange Board of India ("SEBI") warranted due to the spread of the COVID – 19 pandemic. We hereby report that in our opinion, the Company has, during the audit period covering the **financial year ended on 31st March, 2022** complied with the statutory provisions listed hereunder and also that the Company has proper board-processes and compliance-mechanism in place to the extent, in the manner and subject to the reporting made hereinafter:-

We have examined the books, papers, minute books, forms and returns filed and other records maintained by the Company for the financial year ended on 31st March, 2022 according to the provisions of:-

- (i) The Companies Act, 2013 (the Act) and the Rules made thereunder (Including any statutory modification (s) or re-enactments (s) thereof, for the time being in force);
- (ii) The Securities Contracts (Regulation) Act, 1956 ('SCRA') and the Rules made thereunder (Including any statutory modification (s) or re-enactments (s) thereof, for the time being in force);
- (iii) The Depositories Act, 1996 and the Regulations and Bye-laws framed thereunder (Including any statutory modification (s) or re-enactments (s) thereof, for the time being in force);
- (iv) Foreign Exchange Management Act, 1999 (FEMA) and the Rules and Regulations made there under to the extent of Foreign Direct Investment (FDI), Overseas Direct Investment (ODI) and External Commercial Borrowings (ECB) (Including any statutory modification (s) or re-enactments (s) thereof, for the time being in force);
- (v) The following Regulations and Guidelines prescribed under the Securities and Exchange Board of India Act, 1992 ('SEBI Act') (Including any statutory modification (s) or re-enactments (s) thereof, for the time being in force):-
 - (a) The Securities and Exchange Board of India (Substantial Acquisition of Shares and Takeovers) Regulations, 2011;
 - (b) The Securities and Exchange Board of India (Prohibition of Insider Trading) Regulations, 2015;
 - (c) The Securities and Exchange Board of India (Issue of Capital and Disclosure Requirements) Regulations, 2018 – **Not applicable to the Company during the Audit Period;**
 - (d) The Securities and Exchange Board of India (Share Based Employee Benefits and Sweat Equity) Regulations, 2021 – **Not applicable to the Company during the Audit Period;**
 - (e) The Securities and Exchange Board of India (Issue and Listing of Debt Securities) Regulations, 2008;- **Not applicable to the Company during the Audit Period;**
 - (f) The Securities and Exchange Board of India (Registrars to an Issue and Share Transfer Agents) Regulations, 1993 regarding the Companies Act and dealing with client;
 - (g) The Securities and Exchange Board of India (Delisting of Equity Shares) Regulations, 2021 – **Not applicable to the Company during the Audit Period;**
 - (h) The Securities and Exchange Board of India (Buyback of Securities) Regulations, 2018 – **Not applicable to the Company during the Audit Period;** and
 - (i) **Other applicable Laws:-** Based on the information provided and the representation made by the Company and its Officers and also on the review of the compliance reports taken on record by the Board of Directors of the Company, in our opinion, adequate systems and processes exist in the Company to monitor and ensure compliances under other applicable Acts, Laws and Regulations as applicable to the Company as given below:-
 - i. The Apprentices Act, 1961
 - ii. The Contract Labour (R & A) Act, 1970
 - iii. The Child Labour (P & R) Act, 1986
 - iv. The Industrial Employment (Standing Orders) Act, 1946
 - v. The Industrial Disputes Act, 1947
 - vi. The Minimum Wages Act, 1948

ANNEXURE "B" TO DIRECTORS' REPORT (Contd.)

- vii. The Payment of Gratuity Act, 1972
- viii. The Employees Provident Fund and Miscellaneous Provisions Act, 1952;
- ix. The Equal Remuneration Act, 1976
- x. The Employees State Insurance Act, 1948
- xi. The Payment of Bonus Act, 1965
- xii. The Payment of Wages Act, 1936
- xiii. The Factories Act, 1948
- xiv. The Employment Exchange (Compulsory Notification of Vacancies) Act, 1959
- xv. The Employees Compensation Act, 1923
- xvi. The Maternity Benefit Act, 1961
- xvii. The Sexual Harassment of Women at Workplace (P D & R) Act, 2013
- xviii. The Collection of Statistics Act, 2008
- xix. Gujarat Physically Handicapped Persons (Employment in Factories) Act, 1982
- xx. The Water Cess Act, 1972
- xxi. The Dangerous Machines (Regulation) Act, 1936
- xxii. The Environment Protection Act, 1986
- xxiii. The Personal Injuries (Compensation Insurance) Act, 1963
- xxiv. The Professional Tax Act, 1976
- xxv. The Public Liability Insurance Act, 1991
- xxvi. The Air (Prevention & Control of Pollution) Act, 1981
- xxvii. The Water (Prevention & Control of Pollution) Act, 1974
- xxviii. The Hazardous Waste Act, 1989
- xxix. The Trade Union Act, 1926
- xxx. The Weekly Holidays Act, 1942
- xxxi. The Building and Other Construction Workers Act, 1996

We have also examined compliance with the applicable clauses of the following:-

- (i) Secretarial Standards issued by The Institute of Company Secretaries of India with respect to Board and General Meeting;
- (ii) The Listing Agreements entered into by the Company with BSE Limited (BSE) and National Stock Exchange of India Ltd. (NSE) read with the Securities and Exchange Board of India (Listing Obligations and Disclosure Requirements) Regulations, 2015; and

During the period under review the Company has complied with the provisions of the Act, Rules, Regulations, Guidelines and Standards, etc. mentioned above.

We further report that:-

The Board of Directors of the Company is duly constituted with proper balance of Executive Directors, Non-Executive Directors and Independent Directors. The changes in the composition of the Board of Directors that took place during the period under review were carried out in compliance with the provision of the Act.

Adequate notice is given to all the Directors to schedule the Board Meetings, agenda and detailed notes on agenda were sent at least seven days in advance and a system exists for seeking and obtaining further information and clarifications on the agenda items before the Meeting and for meaningful participation at the Meeting.

Decisions at the Meetings of the Board of Directors of the Company were carried through on the basis of unanimously and / or requisite majority. There were no dissenting views by any member of the Board of Directors during the period under review.

We further report that there are adequate systems and processes in the Company commensurate with the size and operations of the Company to monitor and ensure compliance with applicable Laws, Rules, Regulations and Guidelines.

We further report that during the audit period, no action or any events having a major bearing on the Company's affairs in pursuance of above referred Laws, Rules, Regulations and Guidelines, Standards etc.

Date : 22ND July, 2022
Place : Vadodara

SIGNATURE : Sd/-
NAME OF PCS : NIRAJ TRIVEDI
C.P. NO. : 3123
P R. NO. : 1014/2020
UDIN : F003844D000667529

This report is to be read with our letter of even date which is annexed as "Annexure – A" and forms an integral part of this report.



ANNEXURE "B" TO DIRECTORS' REPORT (Contd.)

"Annexure – A"

To,
The Members
GUJARAT STATE FERTILIZERS & CHEMICALS LIMITED
CIN: L99999GJ1962PLC001121
P. O. Fertilizernagar,
Vadodara – 391 750.

Our report of even date is to be read along with this letter:-

1. Maintenance of the secretarial records is the responsibility of the management of the Company. Our responsibility is to express an opinion on these secretarial records based on our audit.
2. We have followed the audit practices and processes as were appropriate to obtain reasonable assurance about the correctness of the contents of the secretarial records. The verification was done on test basis to ensure that correct facts are reflected in secretarial records. We believe that the processes and practices, we followed provide a reasonable basis for our opinion.
3. We have not verified the correctness and appropriateness of financial records and Books of Accounts of the Company.
4. Wherever required, we have obtained the Management representation about the compliance of Laws, Rules and Regulations and happening of events etc.
5. The compliance of the provisions of the Corporate and other applicable Laws, Rules, Regulations and Standards is the responsibility of the Management. Our examination was limited to the verification of procedures on test basis.
6. The Secretarial Audit report is neither an assurance as to the future viability of the Company nor of the efficacy or effectiveness with which the Management has conducted the affairs of the Company.

Date : 22ND July, 2022

Place : Vadodara

SIGNATURE : **Sd/-**
NAME OF PCS : **NIRAJ TRIVEDI**
C.P. NO. : **3123**
P R. NO. : **1014/2020**
UDIN : **F003844D00067529**

ANNEXURE "C" TO DIRECTORS' REPORT

Particulars of contracts/ arrangements made with related parties

Form No. AOC-2

(Pursuant to clause (h) of sub-section (3) of Section 134 of the Act and Rule 8 (2) of the Companies (Accounts) Rules, 2014)

1. The form pertains to disclosure of particulars of contracts/ arrangements entered into by the Company with related parties referred to in sub-section (1) of Section 188 of the Companies Act, 2013 including certain arm's length basis. -

There were no contracts or arrangements or transactions not at arm's length basis.

2. Details of material contracts or arrangement or transactions at arm's length basis; (₹ In Lakhs)

Related Party	Nature of Relationship	Nature of Transaction	Duration of contract	Salient feature	Value of proposed transaction
GSFC Agrotech Limited	Subsidiary	Purchase of goods & Other expenses	Not applicable	Not applicable	1,521.48
		Sale of Product	Not applicable	Not applicable	34,953.66
		Income from Other Services	Not applicable	Not applicable	6.99
		Reimbursement of expense	Not applicable	Not applicable	960.65
		Expenses recovered	Not applicable	Not applicable	1,365.61
		ICD Received	Not applicable	Not applicable	-
		ICD Repaid	Not applicable	Not applicable	-
		Interest expense on ICD	Not applicable	Not applicable	-
		Dividend Received	Not applicable	Not applicable	100.00
		Outstanding balance-Payable	Not applicable	Not applicable	(65.68)
Outstanding balance-Receiveable	Not applicable	Not applicable	2,988.16		
Vadodara Jal sanchay Private Limited	Subsidiary	Equity contribution	Not applicable	Not applicable	-
Gujarat Port & Logistic Company Limited	Subsidiary	Equity contribution	Not applicable	Not applicable	-
Vadodara Enviro Channel Ltd.	Associate	Usage of effluent channel	Not applicable	Not applicable	352.24
		Outstanding balance-Payable	Not applicable	Not applicable	24.62
Gujarat Green Revolution Company	Associate	Expenses recovered	Not applicable	Not applicable	198.56
		ICD Repaid	Not applicable	Not applicable	-
		Interest expense on ICD	Not applicable	Not applicable	-
		Dividend Received	Not applicable	Not applicable	12.50
		Outstanding balance-Receiveable	Not applicable	Not applicable	78.58
Karnalyte Resources Inc.	Associate	Expenses recovered	Not applicable	Not applicable	14.91
		Provision for Investment	Not applicable	Not applicable	-
Managing Director V D Nanavaty – ED (Finance) & CFO V V Vachhrajani, CS & SVP(Legal & IR)	Key Management Personnel	Remuneration	Not applicable	Not applicable	175.78
		Loan Given	Not applicable	Not applicable	-
		Interest Income	Not applicable	Not applicable	0.62
		Outstanding balance	Not applicable	Not applicable	10.09
Tunisian Indian Fertilizer Company (TIFERT)	Other related party	Purchase of Material	Not applicable	Not applicable	55,098.87
		Expenses recovered	Not applicable	Not applicable	9.38
		Provision for Investment	Not applicable	Not applicable	43.59
		Advance to vendor	Not applicable	Not applicable	3,805.83
		Outstanding balance-Receiveable	Not applicable	Not applicable	231.89
GSFC Education society	Other related party	Donation Granted	Not applicable	Not applicable	400.00
Gujarat State Petronet Ltd.	Other related party	Fees for Services	Not applicable	Not applicable	1,494.88
		Outstanding balance-payable	Not applicable	Not applicable	115.38
Gujarat Gas Ltd.	Other related party	Income from Other Services	Not applicable	Not applicable	65.49
		Dividend Received	Not applicable	Not applicable	938.29
		Outstanding balance-payable	Not applicable	Not applicable	3.19
Gujarat Alkalies and Chemicals Limited	Other related party	Purchase of Material	Not applicable	Not applicable	3,050.17
		Sale of Product	Not applicable	Not applicable	-
		Expenses recovered	Not applicable	Not applicable	17.92
		Write Off Of Bad Debt	Not applicable	Not applicable	-
		Outstanding balance-payable	Not applicable	Not applicable	187.32
		Dividend Received	Not applicable	Not applicable	132.40
Outstanding balance-Receiveable	Not applicable	Not applicable	8.33		

ANNEXURE "C" TO DIRECTORS' REPORT (Contd.)

Gujarat Narmada Valley Fertilizers Company Limited	Other Related Party	Purchase of Material	Not applicable	Not applicable	1,822.92
		Fees for Services	Not applicable	Not applicable	3.45
		Sale of Product	Not applicable	Not applicable	522.53
		Dividend Received	Not applicable	Not applicable	2,462.34
		Outstanding balance-Payable	Not applicable	Not applicable	0.06
		Outstanding balance-Receiveable	Not applicable	Not applicable	12.55
Gujarat Industries Power Company Limited.	Other Related Party	Purchase of power	Not applicable	Not applicable	7,092.76
		Sale of power	Not applicable	Not applicable	67.94
		Dividend Received	Not applicable	Not applicable	603.80
		Outstanding balance-Receiveable	Not applicable	Not applicable	9.00
		Outstanding balance-Payable	Not applicable	Not applicable	1.00
Gujarat State Petroleum Corporation Ltd.	Other Related Party	Purchase of Gas	Not applicable	Not applicable	35,573.83
		Fees for Services	Not applicable	Not applicable	1.06
		Outstanding balance-payable	Not applicable	Not applicable	614.26
Indian Potash Ltd.	Other Related Party	Purchase of Material	Not applicable	Not applicable	3,116.97
		Dividend Received	Not applicable	Not applicable	90.00
		Outstanding balance-payable	Not applicable	Not applicable	268.92
The Fertilizer Association of India	Other Related Party	Fees for Services	Not applicable	Not applicable	17.97
		Outstanding balance-payable	Not applicable	Not applicable	-

On behalf of the Board

Sd/-
Shri Pankaj Kumar
Chairman

Place: Gandhinagar
Date : 22/08/2022

ANNEXURE "D" TO DIRECTORS' REPORT

Conservation of energy, technology absorption and foreign exchange earnings and outgo Section 134 (3) (m) of the Companies Act, 2013 read with Rule 8 (3) of the Companies (Accounts) Rules, 2014.

A CONSERVATION OF ENERGY

Measures taken at Fertilizernagar, Vadodara Unit:

- 1) **Replacement of existing ejectors installed at AS-II Plant.** Existing old ejectors replaced by new energy efficient ejectors to achieve steam saving. It resulted into less requirement of steam import from the grid and thereby reduction in NG consumption at Steam generation boilers. It reduced steam import requirement by 0.3 MT/Hr, resulting into annual NG saving of 1.92 Lacs SM³ (Rs. 71.04 Lacs).
- 2) **Use of LPS in place of MPS in reboiler of Lactam, Capro-1 Plant.** Surplus LP steam (3.5K) of Ammonia-IV plant was utilized in place of MP steam (14K) in reboiler (E-423-1) of Lactam, Capro-I Plant. It reduced steam import requirement by 3.8 MT/Hr and thereby reduced NG consumption at Steam generation boilers. It resulted into annual NG saving of 24.32 Lacs SM³ (Rs. 899.84 Lacs).
- 3) **Provision of VFD for blower (6011-B02) in Nylon-6 II Plant.** Due to higher rated capacity of N2 circulation blower (6011-B02), suction damper was kept in throttled condition. To achieve power saving, VFD was installed to control flow rate as per requirement. It resulted into annual power saving of 2.0 Lacs unit (Rs. 19.32 Lacs).
- 4) **Power saving in Feed Pump (P-143 A/B) by impeller trimming at Anone-II, CEP.** Due to available margin in capacity of P-143 A/B, impeller was trimmed from 340 mm to 320 mm. It resulted into annual power saving of 0.368 Lacs unit (Rs. 3.55 Lacs).
- 5) **Power saving in Benzene Reflux Pump (P-70 A/B) by impeller trimming at Anone-II, CEP.** Due to available margin in capacity of P-70 A/B, impeller was trimmed from 239 mm to 215 mm. It resulted into annual power saving of 0.208 Lacs units (Rs. 2.01 Lacs).
- 6) **Modification in Circulation pump discharge line at CQP Plant.** Due to lower operating load of CQP plant, it was feasible to maintain required recirculation by operating one pump only, instead of two separate loops, by modifying discharge piping of Circulation pumps (P-2852 A/B). It resulted into stoppage of one pump and thereby resulted into annual power saving of 2.4 Lacs unit (Rs. 23.18 Lacs).
- 7) **Use of adequate size Steam trap in W301 Heat Exchanger, at CEP.** After Debottlenecking and capacity augmentation of Anone plant, steam trap having capacity of 1500 Kg/Hr was replaced by higher sized steam trap of 2250 Kg/Hr capacity. It reduced steam consumption by 450 Kg/Hr and thereby resulted into annual NG saving of 2.88 Lacs SM³ (Rs. 106.56 Lacs).
- 8) **Utilization of surplus LPS in place of MPS in melting pit of SA-III Plant.** Surplus LP steam of Ammonia-IV plant utilized in place of MP steam (7 K) in melting pit of SA-III plant to maintain sulphur in molten form after stoppage of sulphur charging and melting. It reduced requirement of 1.5 MT/Hr letdown of steam from 14K to 7K and to that extent more 14K steam export could be achieved from SA-III plant. It reduced load on Steam generation boilers accordingly. It resulted into annual NG saving of 2.4 Lacs SM³ (Rs. 88.80 Lacs).
- 9) **Installation of Split Air conditioning units in SA-III Plant.** Replacement of old and inefficient Central AC system carried out with split AC units. It resulted into annual power saving of 0.40 Lacs unit (Rs. 3.86 Lacs).
- 10) **Power saving in Cyclohexane Pump (P-100 A/B) by impeller trimming at Anone-II, CEP.** Due to available margin in capacity of P-100 A/B, impeller was trimmed from 243 mm to 227 mm. It resulted into annual power saving of 0.96 Lacs units (Rs. 9.27 Lacs).
- 11) **Power Conservation in AS Belt conveyor (H-904B) in LC P&B plant, Capro-II.** Speed and load carried by Belt conveyor could be maintained with less power consumption after installation of VFD. It resulted into annual power saving of 0.07 Lacs unit (Rs. 0.68 Lacs).
- 12) **Reliability improvement and energy saving by installation of energy efficient pump at STP raw sewage pump.** One number of old and inefficient raw sewage pumping submersible pump was replaced with new and efficient pump. It has resulted into annual power saving of 0.35 Lacs unit (Rs. 3.38 Lacs).
- 13) **Reduction of speed in Nitrogen Circulation blower 304-B-01 at Nylon-6-I plant.** In Continuous stream of Nylon-6-I plant, 250 mm dia. pulley was installed on motor of Nitrogen circulation blower (304-B-01). As blower was running with throttling of suction valve, speed of blower reduced by installing lower pulley size of 224 mm diameter on motor. It resulted into annual power saving of 0.92 Lacs unit (Rs. 8.89 Lacs).
- 14) **Reliability improvement and energy saving by installation of energy efficient drive system at APS plant.** In bucket elevator (CV602A), old and inefficient worm reducer type drive system replaced by energy efficient helical drive system. Motor rating was reduced from 37 KW to 22 KW. It resulted into annual power saving of 1.06 Lacs unit (Rs. 10.24 Lacs).
- 15) **Reliability improvement and energy saving by installation of small size water pump at AS-I Plant.** Based on failure frequency and head requirement, small pump installed, having less head and associated with 1500 rpm motor, in place of high head pump associated with 3000 rpm motor. It resulted into annual power saving of 0.53 Lacs unit (Rs. 5.12 Lacs).
- 16) **Use of efficient lighting at Vadodara unit.** About 3625 various types of conventional lighting fittings were replaced by latest LED type of fittings for saving of power besides up gradation of lighting system. It resulted into annual power saving of 12.66 Lacs unit (Rs. 122.3 Lacs).
- 17) **Power saving due to optimization of heating cycle at ASU plant, CEP.** Regeneration heating cycle time was optimized after replacement of mol sieve adsorbent at CEP-ASU. It resulted into annual power saving of 1.6 Lacs unit (Rs. 15.46 Lacs).

Above mentioned measures resulted into aggregate annual saving at a rate of 23.53 Lacs units Power (Rs. 227.26 Lacs) and 31.52 Lacs SM³ NG (Rs. 1166.24 Lacs).

ANNEXURE "D" TO DIRECTORS' REPORT (Contd.)

Measures taken at Sikka Unit:

- 1) In order to achieve energy saving, followings Major Steps were carried out during the F.Y. 2021-22.

By Energy Efficient Motors

1. Replacement of 01 No. 250 KW conventional motor by Energy efficient motor in Granulator Drum Train-C.
2. Replacement of 01 No. 45 KW conventional motor by Energy efficient motor in M-2007 Belt Conveyor.
3. Replacement of 01 No. 37 KW conventional motor by Energy efficient motor in Ammonia Transfer pumps Motor-2 at Moti Khavdi Site.

By Energy Efficient Lighting

1. Replacement of 100 Nos. 150 Watt MH Lamps by 100 Watt LED Flood Lights.
2. Replacement of 320 Nos. 125 Watt HPMV Well Glass Fittings by 35 Watt LED Well Glass Fittings.
3. Replacement of 150 Nos. 125 Watt HPMV Lamps by 27 Watt LED Lamps.
4. Replacement of 40 Nos. 400 Watt HPSV Lamps by 85 Watt LED Lamps.

Thus by adopting Energy efficient motors & lighting system annual power saving of 3.06 Lacs units achieved. This resulted in to aggregate annual saving of Rs. 21.46 Lacs at a unit cost of Rs.7.00.

Above mentioned measures resulted into aggregate annual saving at a rate of 3.06 Lacs KWH Power (Rs. 21.46 Lacs @Rs. 7 / KWH).

Measures taken at Fibre Unit:

Nil

Measures taken at Polymers Unit:

Nil

Measures under consideration at Fertilizernagar, Vadodara Unit:

- 1) **De-staging of BFW pump of SA-III Plant.** Due to available margin in generated head by BFW pumps P-12A/B, it is proposed for de-staging of BFW pumps from existing 8 stages to 7 stages to reduce power consumption. Anticipated annual power saving is 0.75 Lacs units (Rs. 5.01 Lacs).
- 2) **Use of Variable Frequency Drive (VFD) at FD fans of CVL boiler.** Due to operation of two numbers of FD fans with throttled suction dampers, during low load operation of CVL boiler, it is proposed to install VFDs in both FD fans for power saving. Anticipated annual power saving is 10.48 Lacs unit (Rs. 70.01 Lacs).
- 3) **Use of vacuum pumps in place of MP steam ejectors in AS-I Plant.** Utilization of vacuum pumps in place of ejectors to generate desired vacuum in crystallizers of AS-I plant will lead to stoppage of MP steam consumption by ejectors. Subsequently, it will reduce NG consumption at Steam generation boilers. However, this will lead to additional power consumption for vacuum pumps. Based on steam reduction, anticipated annual NG saving is 3.2 Lacs SM³. Additional anticipated power consumption is about 45 kWh, anticipated net annual saving is Rs. 94.26 Lacs.
- 4) **De-superheating of LP Steam feed to Concentrator calendria of PA Plant.** Based on operating pressure of Concentrator calendria, it is proposed to install a de-superheater in PA plant so that available heat of LP steam supplied from grid can be utilized to generate additional LP steam within PA plant. It will result in to reduction in steam generation load on Steam generation boilers. Anticipated annual NG saving is 2.34 Lacs SM³ (Rs. 86.51 Lacs).
- 5) **Reduction in HPS consumption by pre-heating of Ammonia using steam condensate in OGT section of Melamine-III Plant.** It is proposed to preheat ammonia using steam condensate in new heat exchanger prior to heating in ammonia preheater (E1730) by HPS (34K). It will reduce HPS consumption and subsequently, it will result into reduction in steam generation load on Steam generation boilers. Anticipated annual NG saving is 1.28 Lacs SM³ (Rs. 47.32 Lacs).
- 6) **Utilization of ejector J1001 to generate LPS from excess LLPS of Melamine section in Melamine-III plant.** It is proposed to utilize available unused ejector J1001 to generate LPS (6.2K) from excess LLPS (3.5K), available in Melamine section and being condensed at present. This consequently will reduce HP steam import requirement, which is let down for its utilization as LPS (6.2K) in Melamine section, leading to reduction in NG consumption at Steam generation boilers. Anticipated annual NG saving is 5.12 Lacs SM³ (Rs. 189.29 Lacs).
- 7) **Installation of cooling water based Ammonia vaporizer in AS-I Plant.** Cooling water heated ammonia vaporizer is installed in AS-I plant to cater ammonia requirement during unavailability of vapor ammonia from Ammonia-IV plant. It is proposed to supply vapor ammonia from AS-I to cater ammonia requirement of APS plant on continuous basis and when ammonia supply from A-IV plant is continue. It will stop requirement of using steam heating based ammonia vaporizer at APS plant and thereby it will reduce steam consumption at APS plant. Anticipated annual NG saving is 5.33 Lacs SM³ (Rs. 197.05 Lacs).
- 8) **Heating of Liq. Ammonia by utilizing heat of vapor ammonia at AST.** It is proposed to utilize heat of vapor ammonia available at compressor discharge to heat liquid ammonia from -33°C to -12°C, before supplying to consumer header, by installing new heat exchanger. It will reduce MP steam requirement in existing Ethylene Glycol

ANNEXURE "D" TO DIRECTORS' REPORT (Contd.)

based Ammonia heater. Anticipated annual NG saving is 2.67 Lacs SM³ (Rs. 98.71 Lacs).

- 9) Replacement of steam ejector of flash cooler of PA Plant.** It is proposed to install LP steam based energy efficient ejectors in place of existing MP steam based ejector to utilize surplus LP steam from Ammonia-IV Plant. It will result into reduction in steam generation load on Steam generation boilers. Anticipated annual NG saving is 6.4 Lacs SM³ (Rs. 236.61 Lacs).
- 10) Replacement of ejector V-890 of distillation unit with higher efficiency ejectors for energy conservation at LC Purification unit, CEP.** Vacuum in towers K-860, K-870 and K-880 of LC Purification section of CEP Plant is obtained by four stage steam ejector (V-890), utilizing MP steam (9 Barg). Existing ejector will be replaced with new efficient ejector, which will result into reduction in steam consumption by 0.205 MT/Hr. Accordingly, it will result into less requirement of steam import from the grid and thereby reduction in NG consumption at Steam generation boilers. Anticipated annual NG saving is 1.31 Lacs SM³ (Rs. 48.43 Lacs).

- 11) Reduction of speed in Nitrogen Circulation blower 304-B-02 at Nylon-6-I plant.** In Continuous stream of Nylon-6-I plant, Nitrogen circulation blower (304-B-02A/B) blower is running at 5300 RPM with throttled suction valve, which indicates margin available to reduce blower rpm by reducing size of pulley associated with motor. Anticipated annual power saving is 0.37 Lacs unit (Rs. 2.47 Lacs).
- 12) Provision of VFD for blower (6011-B01) in Nylon-6 II Plant.** Due to higher rated capacity of N₂ circulation blower (6011-B01), suction damper is kept in throttled condition (25%), which indicate margin available for reduction in head generation. To achieve power saving, VFD will be installed to control flow rate and head as per the requirement. Anticipated annual power saving is 1.78 Lacs unit (Rs. 11.89 Lacs).
- 13) Installation of energy efficient fan hub with blades in cooling tower at AS-I plant.** It is under consideration to install energy efficient E-glass epoxy FRP fan blades in place of conventional blades in Cooling tower fan in AS-I plant. Anticipated annual power saving is 1.00 Lacs unit (Rs. 6.68 Lacs).

Measures taken at Sikka Unit:

1) By Energy Efficient Motors

1. Replacement of 100 Nos. 150 Watt MH Lamps by 65 Watt LED Flood Lights.
2. Replacement of 200 Nos. 125 Watt HPMV Well Glass Fittings by 35 Watt LED Well Glass Fittings.
3. Replacement of 40 Nos. 400 Watt HPSV Lamps by 100 Watt LED Lamps in Bulk SILO.
4. Replacement of 50 Nos. 250 Watt HPSV Lamps by 100 Watt LED Lamps in Old Bagging.
5. Replacement of 100 Nos. 50 Watt Tube light fittings by 20 Watt LED Tube lights in Indoor Buildings.

Measures under consideration at Fibre Unit:

Nil

Measures under consideration at Polymers Unit:

Nil

B CONSERVATION OF RAW MATERIAL AND CHEMICALS

Measures taken at Fertilizernagar, Vadodara Unit

- 1) Installation of Strainer in K135 feed line after B131 at Anone Plant, Capro-II.** With installation of strainer, deposits formation in Hydrolysis column (K135) top trays minimized and choking tendency on subject trays reduced. Due to less choking on top trays, liquid carry over from top could be avoided, which resulted in minimization of loss of Anol and Anone in waste stream. Total annual saving realized is 60 MT equivalent Anone (Rs.110.46 Lacs).
- 2) Saving of Paper bag and Liner in Nylon-6-I Plant.** To reduce Bagging cost, empty returned Bags & Liners from compounders were reused. Annual combined saving realized due to re-usage of about 29344 Nos. of Paper Bags, 48504 Nos. of LDPE Liners and use of 18320 low cost Capro-I bags, without printing, for packaging of chips used for captive consumption at New Compounding Lines (NCL) is Rs. 27.60 lacs.

ANNEXURE "D" TO DIRECTORS' REPORT (Contd.)

Measures under consideration at Fertilizernagar, Vadodara Unit:

- 1) **Condensate recovery at PA Plant.** It is proposed for provision of pumping steam traps outlet for recovery of condensate from Concentrator Calendria of PA plant and exporting it to Utility plant for re-utilization as DMW. This shall prevent chalk pond water loading. Cooling water treatment at Cooling Tower will be changed from chemical dosing to non-chemical treatment, called Bac Comber system. Combined anticipated reduction in fresh DMW requirement is 1.2 lac MT/year (Rs.120 Lacs).
- 2) **D.M. Water Recovery from online sample points at Utility plant, Capro-II.** Water is being drained from about 11 nos. of On line DMW quality analyzer to effluent channel amounting to about 1.56 m³/hr (12,500 m³/Yr). Scheme is prepared to recover and reuse DMW. Anticipated annual saving is (Rs.12.50 Lacs).

TOTAL ENERGY CONSUMPTION AND ENERGY CONSUMPTION PER UNIT OF PRODUCTION

FORM-A

Form for disclosure of particulars with respect to Conservation of Energy: 2020-21

(A) POWER AND FUEL CONSUMPTION

PARTICULARS	2021-22	2020-21
1. Electricity		
A. PURCHASE		
UNIT: MWH	251237	321568
AMOUNT Rs. in Lacs	24273	24997
Rate Rs./KWH	9.66	7.77
B. Own Generation		
Unit: MWH	151711	129491
KWH Per Ltr. of Fuel/Gas	7.16	7.11
Cost Rs./KWH	5.46	2.68
2. LSHS, FO, LDO		
QUANTITY - MTs	86	63
Amount Rs. in Lacs	78	47
Average Rate Rs./MT	90833	74203
3. NATURAL GAS		
Quantity in '000 SM3	191301	177524
Amount Rs. in Lacs	70799	37097
Average Rate 1000/SM3	37009	20897

C TECHNOLOGY ABSORPTION

EFFORTS MADE IN TECHNOLOGY ABSORPTION

As per enclosed FORM – B

D FOREIGN EXCHANGE USED AND EARNED : 2021-22

Foreign Exchange Outgo :

(i) C.I.F. VALUE OF IMPORTS	₹ Lakhs
(a) Raw Materials	200697.88
(b) Stores & Spares	830.91
(c) Capital Goods and High Sea Purchases	0.00
(d) Stock In Trade	26313.10
TOTAL (i)	227841.89
(ii) EXPENDITURE IN FOREIGN CURRENCY	
(a) Interest	0.00
(b) Technical Asstt./Know How	1846.38
(c) Others	117.02
TOTAL (ii)	1963.40
TOTAL (i) + (ii)	229805.29

Foreign Exchange Earned :

FOB VALUE OF EXPORT OF	₹ Lakhs
Hydroxyl Amine Sulphate Crystal	57.16
MEK Oxime	3463.59
Melamine	15527.38
TOTAL	19048.13

ANNEXURE "D" TO DIRECTORS' REPORT (Contd.)

TOTAL ENERGY CONSUMPTION AND ENERGY CONSUMPTION PER UNIT OF PRODUCTION (Contd.)

(B) CONSUMPTION PER UNIT OF PRODUCTION

Sr. No.	Product	Power		Steam		Natural Gas	
		2021-22 KWH	2020-21 KWH	2021-22 MTs	2020-21 MTs	2021-22 SM ³	2020-21 SM ³
1	Ammonia	396	405	-1.306*	-1.234*	888	876
2	Sulphuric Acid	36	36	-0.832*	-0.829*	0.165	0.057
3	Phosphoric Acid	331	356	1.037	1.836	0.319	0.076
4	Urea	184	183	1.487	1.485	0.000	0.000
5	ASP	50	47	0.077	0.084	7.797	7.370
6	Melamine	1696	0	7.092	0.000	366	0
7	Melamine (Expn)	808	926	5.923	6.157	192	191
8	Caprolactam (Old)	2054	2109	6.943	7.528	107.014	102.580
9	Caprolactam (Exp.)	1514	1483	5.969	5.943	32.718	33.579
10	Nylon - 6	747	757	1.972	2.102	-	-
11	ACH	-	-	-	-	-	-
12	Monomer	-	-	-	-	-	-
13	MAA	-	-	-	-	-	-
14	AS	-	-	-	-	-	-
15	Sheets	-	-	-	-	-	-
16	Pellets	-	-	-	-	-	-
17	DAP (SU)	80	64	0.020	0.019	6.791	7.365
18	NPK (10:26:26) (SU)	118	60	0.017	0.018	9.753	10.218
19	NPK (12:32:16) (SU)	75	62	0.019	0.019	10.285	10.224
20	NPK (20:20:0:13) (APS) (SU)	82	74	0.023	0.017	15.529	15.179
21	NPS (20:20:0:13) (SU)	35	0	0.002	0.020	2.137	15.269
22	Nylon Chips	-	-	-	-	-	-
23	Nylon Filament Yarn	-	-	-	-	-	-

* -ve indicate Export from Plants.

FORM-B

Form for disclosure of particulars with respect to Technology Absorption: 2021-22

Research & Development (R&D):

(1) SPECIFIC AREAS, IN WHICH R&D IS CARRIED OUT:

Research work carried out in areas of Industrial products & chemicals, fortified fertilizers, Environment control & waste management; value added product(s)/Derivatives of existing products, specialized Agri-inputs for improving quality and yield of agricultural output, Quality and process efficiency improvement and assurance, specialty chemicals & products. Continual support and expertise provided to all plants and services departments for Corrosion & Material evaluation, Failure investigation of components & machinery, Microbial activity & corrosion monitoring of cooling water.

(2) BENEFITS DERIVED:

(A) Development of New Products/New Processes:

- Organic fertilizers are produced using sources available in nature. Appropriate combination of chemical and organic fertilizers is necessary for good soil health. Considering future needs, In-house process for FCO grade organic fertilizer, Phosphate Rich Organic Manure (PROM) is developed. This product can be used for all

crops at all stages. Large scale production of PROM is already initiated.

- To address urban agriculture using organic fertilizer, a Sea weed based Organic Liquid fertilizer is developed and included in product basket under brand name of "Urban Sardar Liquid". This product can be used for all kinds of indoor/outdoor plants like flowering, fruits, vegetable plants & Kitchen gardening.
- A process developed at lab scale and successfully scaled up at pilot scale for producing FCO grade Calcium Nitrate Suspension. It is widely accepted liquid fertilizers for foliar application to enhance strength and flowering of plants. The process is ready for large scale production.
- A process optimized for producing Melamine Cyanurate, a derivative of melamine widely used as raw material for producing fire retardant appliances. The product is under market seeding.

ANNEXURE "D" TO DIRECTORS' REPORT (Contd.)

(B) Customization & Market support Services, Plant Support Activities:

1. Root Cause Failure Analysis of 14 components was carried out which has resulted into changes in specification of some materials for improving service life, better MoC selection, reduced down time and optimization of process parameters to avoid future similar kind of failures.
2. Insitu metallography at 238 locations on critical equipments of various plants was done for condition monitoring. This has enabled assessment of possible damage as well as monitoring degradation of material operating at high temperature/ stress condition.
3. Corrosion and microbial activity monitoring of cooling tower water of all operating plants supported in efficient running of plants.
4. Ferrography of 16 lube oil samples was carried out which has helped assessment of condition of rotating machinery, oil contamination and oil replacement frequency.
5. Metallurgical input provided to operating plants & other departments for problems related to heat treatment, welding, import substitution, MoC selection, Material compatibility study etc.
6. Suggested modifications in specification of Cross country pipeline at Sikka unit to enhance service life by increasing corrosion & erosion resistance. Optimum specifications of chemical composition were derived based on in-house experiments & exposure studies.
7. Support provided for Raw material selection, process optimization & recipe adjustment for WSF and S-90 plant.
8. Established and Operated RTPCR satellite testing facility with the help of expert's team from Vadodara Medical College and SSG Hospital to support nearby PHCs.
9. A method of Caprolactam casting for making parts/components was demonstrated to various manufacturers. With this method, parts used for transportation / shipping, industrial installations / heavy-duty equipment, building and road construction, mining, etc can be made.

(3) FUTURE PLAN OF ACTION:

1. **Potash Mobilizing Bacteria:** A biofertilizer in granular form. This product contains bacteria which convert Potassium present in soil to plant available form in most cost effective manner with sustainable productivity & improved soil health.
2. To develop process for producing alternative derivatives of oximes, widely used in paint & liquor industries.
3. To develop Granular biofertilizers for urban farming with multipurpose applications like flowering, fruits, vegetable plants, Kitchen gardening & indoor plants.
4. To develop new grades of organic fertilizers & bio fertilizers.
5. To develop process for new derivatives of Melamine for use in industrial applications.

(4) EXPENDITURE ON RESEARCH & DEVELOPMENT:

	Rs in Lakhs
(a) Capital	25.23
(b) Recurring	994.14
(c) Total	1019.38
(d) Total R & D Expenditure as a percentage of Gross Sales	0.11%

Technology Absorption, Adoption and Innovation:

1. Two patents have been granted for the innovative research and new processes developed for:
 - (a) *A Process for Preparation Of Ammonium Sulphate Granules.*
 - (b) *Process for Preparing Granulated Phosphogypsum Fertilizer Composition.*
2. Commissioning of plant is under progress for bulk production of Phosphogypsum Granules.
3. Bulk production of PROM has been initiated via toll manufacturing.
4. Large scale production of Urban Sardar liquid has been started at Liquid Biofertilizer Unit, Fertilizernagar, Vadodara.

ANNEXURE "E" TO DIRECTORS' REPORT

DIVIDEND DISTRIBUTION POLICY

INTRODUCTION

As per Regulation 43A of SEBI (Listing Obligations and Disclosure Requirements) (Second Amendment) Regulations, 2016, dated 8th July, 2016, the Board of Gujarat State Fertilizers & Chemicals Limited has adopted the Dividend Distribution Policy.

OBJECTIVE AND SCOPE

The intent of the policy is to broadly specify the external and internal factors including financial parameters that shall be considered while declaring dividend and the circumstances under which the shareholders of the Company may or may not expect dividend, etc.

EFFECTIVE DATE AND APPLICABILITY

This Policy shall be effective from the date of its adoption by the Board i.e. 24th October, 2016. The Policy shall not apply to:

- Determination and declaring dividend on preference shares, if any, to be issued by GSFC at a later date, as the same will be as per the terms of issue approved by the shareholders;
- Distribution of dividend in kind, i.e. by issue of fully or partly paid bonus shares or other securities, subject to applicable law;
- Distribution of cash as an alternative to payment of dividend by way of buyback of equity shares.

STATUTORY REQUIREMENTS

The Board while taking decision of a dividend payout during a particular year, shall comply with the statutory requirements including the Companies Act 2013 and rules applicable thereon including those with respect to mandatory transfer of a certain portion of profits to any specific reserve which may be applicable to the Company at the time of taking decision with regard to dividend declaration or retention of profit.

Further, the Board of Company shall take a decision to declare dividend after taking into account the Profits of the Company after providing depreciation as per Companies Act, 2013 as per audited financial statements for the year for which the Dividend is proposed to be declared and after transferring to the reserves such amount as the Board of GSFC may consider appropriate.

However, in case of Interim Dividend, the profits as per the unaudited results for/upto the last quarter (after providing depreciation as per Companies Act, 2013) which have been approved by the Board and for which limited review as per "Listing Regulations" has been carried out shall be considered. And also, the perception of the management with regard to, likely profits in the remaining part of the financial year, the prevailing and forward product prices in the international market, foreign currency exchange rate, future Capital Expenditure plans of GSFC, likely maturity of short-term investments to ensure maximum returns, expectation of shareholders /stakeholders, be taken into account.

IMPORTANT INTERNAL AND EXTERNAL FACTORS

The Board decision in respect of dividend payout or retention of profits shall inter alia be based on the following factors:

- (a) **Cash flow** – If the Company cannot generate adequate operating cash flow, it may need to rely on outside funding to meet its financial obligations and sometimes to run the day-to-day operations. The Board may consider the same before its decision whether to declare dividend or retain its profits.
- (b) **Cost of borrowings** – The Board may analyze the requirement of necessary funds considering the long term or short term projects proposed to be undertaken by the Company and the viability of the options in terms of cost of raising necessary funds from external sources such as bankers, lending institutions or by issuance of debt securities or plough back its own funds.
- (c) **Taxation and other regulatory concern** - Dividend distribution tax or any tax deduction at source as required by tax regulations in India, as may be applicable at the time of declaration of dividend and its impact.
- (d) **Macroeconomic conditions** - Considering the state of economy in the Country, the policy decisions that may be formulated by the Government and other similar conditions prevailing in the international market which may have a bearing on or affect the business of the Company, the management may consider retaining a larger part of the profits to have sufficient reserves to absorb unforeseen circumstances.
- (e) Any restrictions on payment of dividends by virtue of any regulation as may be applicable to the Company at the time of declaration of dividend.

CIRCUMSTANCES UNDER WHICH THE SHAREHOLDERS MAY OR MAY NOT EXPECT DIVIDEND

The Company has been consistently paying out dividends to its shareholders and can be reasonably expected to continue declaring in future as well unless the Company is restrained to declare dividends under following circumstances:

- (a) **Inadequacy of profits** – If during any financial year, the Board determines that the profits of the Company are inadequate, the Board may decide not to declare dividends for that financial year.
- (b) **Dividend not to be declared out of reserves** – As a rule, the Board shall not declare any dividends out of its reserves, except for reasons to be expressly laid down. Any decision in this regard shall be reflected in the Annual Report and website of the company while declaring/ recommending dividend.

MANNER OF UTILIZATION OF RETAINED EARNINGS

The Board may retain its earnings in order to make better use of the available funds and increase the value of the stakeholders in the long run. The decision of utilization of the retained earnings of the Company shall be based on the following factors;

- Strategic and long term plans of GSFC;
- Diversification & expansion opportunities;
- Revamp of ageing plants and for achieving better energy efficiency;
- Non-fund based need of GSFC, its Subsidiary and Joint Ventures which may require GSFC to have healthy consolidated balance sheet;
- Any other criteria which the Board of GSFC may consider appropriate.

PARAMETERS TO BE ADOPTED WITH REGARD TO VARIOUS CLASSES OF SHARES

GSFC has presently issued only one class of equity shares i.e. Equity Shares with equal voting rights. The policy shall be suitably revisited at the time of issue of any new class of shares depending upon the nature and guidelines thereof.

MODIFICATIONS/ DEVIATIONS TO THE POLICY

The Board of Directors shall have the right to carry out any changes in the Policy, as it may deem appropriate.

BUSINESS RESPONSIBILITY REPORT (BRR)

BUSINESS RESPONSIBILITY REPORT (BRR)

SECTION A: GENERAL INFORMATION ABOUT THE COMPANY

1. **Corporate Identity Number (CIN) of the Company** : L99999GJ1962PLC001121
2. **Name of the Company** : Gujarat State Fertilizers & Chemicals Limited
3. **Registered Address** : P. O. Fertilizernagar, Dist: Vadodara, Gujarat, India
4. **Website** : www.gsfclimited.com
5. **E-mail ID** : vishvesh@gsfcld.com
6. **Financial Year Reported** : 2021-22
7. **Sector(s) that the Company is engaged in (industrial activity code-wise):**

Fertilizers & Industrial Production

Industrial Group	Description
201	Manufacture of basic chemicals, fertilizer and nitrogen compounds, plastics and synthetic rubber in primary forms
202	Manufacture of other chemical products
203	Manufacture of man-made fibres

As per National Industrial Classification – The Ministry of Statistics and Programme Implementation

8. **List three key products that the Company manufactures (as in balance sheet):**
 - i. Caprolactam
 - ii. DAP
 - iii. Urea
9. **Total number of locations where business activities are undertaken by the Company:**
 - i) Company does not have any International Location where business activity is undertaken by Company.
 - ii) There are four National locations where Company's Units are located. The details are as follows:
 - Baroda Unit Fertilizernagar – 391 750, Dist. Vadodara.
 - Polymers Unit Nandesari GIDC, Dist. Vadodara.
 - Fibre Unit Kuwarda, Dist. Surat.
 - Sikka Unit Moti Khawdi, Dist. Jamnagar
10. **Markets served by the Company – local/ state/ national/ international:**

In addition to serving Indian markets at Local, State and National level, GSFC exported its products to countries worldwide during the year ended on 31st March, 2022.

SECTION B: FINANCIAL DETAILS OF THE COMPANY

1. **Paid-up capital (INR):** 79.70 Crores
2. **Total turnover (INR):** 8996 Crores
3. **Total profit after taxes (INR):** 891 Crores
4. **Total spending on Corporate Social Responsibility (CSR) as percentage of profit after tax (%):** 2.54% of PAT
5. **List of activities in which the Corporate Social Responsibility (CSR) expenditures have been incurred:**

The major areas in which the CSR expenditure has been incurred include

 1. Rural transformation
 2. Environment
 3. Health
 4. Education

SECTION C: OTHER DETAILS

1. Does the Company have any subsidiary company/ companies?
Yes, Company has two direct subsidiary and one indirect subsidiary as on 31st March, 2022.

BUSINESS RESPONSIBILITY REPORT (BRR) (Contd.)

2. Do the Subsidiary Company/ Companies participate in the BR Initiatives of the parent company? If yes, then indicate the number of such subsidiary company(s)
Your Company would like to encourage its subsidiaries to adopt its policies and practices.
3. Do any other entity/entities (e.g. suppliers, distributors etc.) that the Company does business with, participate in the BR initiatives of the Company?
No. Your Company would like to deal with the parties/ entities who have willingness to be the part of BRR initiatives.

SECTION D: BUSINESS RESPONSIBILITY INFORMATION

1. Details of Director/ Directors responsible for BR

- a. Details of the Director/ Directors responsible for implementation of the BR policy/ policies:

DIN Number : 03582870

Name : Mukesh Puri

Designation : Managing Director

- b. Details of the BR head;

Sl. No.	Particulars	Details
1	DIN Number (if applicable)	NA
2	Name	V. V. Vachhrajani
3	Designation	Company Secretary & SVP (Legal & IR)
4	Telephone Number	+91 265 3093582
5	E-mail ID	vishvesh@gsfcltd.com

2. Principle-wise as per National Voluntary Guidelines (NVGs) BR Policy/ Policies (Reply in Y/N)

The National Voluntary Guidelines (NVGs) on Social, Environmental and Economic Responsibilities of Business released by the Ministry of Corporate Affairs has adopted nine principles of Business Responsibility.

Following are the brief summary of Principles as per NVGs;

- P1** Business should conduct and govern themselves with Ethics, Transparency and Accountability
- P2** Businesses should provide goods and services that are safe and contribute to sustainability throughout their life cycle
- P3** Businesses should promote the well-being of all employees
- P4** Businesses should respect the interests of, and be responsive towards all stakeholders, especially those who are disadvantaged, vulnerable and marginalized
- P5** Businesses should respect and promote human rights
- P6** Business should respect, protect, and make efforts to restore the environment
- P7** Businesses, when engaged in influencing public and regulatory policy, should do so in a responsible manner
- P8** Businesses should support inclusive growth and equitable development
- P9** Businesses should engage with and provide value to their customers and consumers in a responsible manner

Sr. No.	Question(s)	P1	P2	P3	P4	P5	P6	P7	P8	P9
1.	Do you have a policy/policies for	Y This forms part of the Code of Conduct of your Company which is applicable to all employees.	Y This policy is part of your Company's Environment, Health and Safety (EHS) Policy.	Y Certain policies form part of the Code of Conduct for employees. There are various policies for the benefit of the employees which are issued by the Human Resources function of the Company from time to time. The policies includes Maternity Leave Policy, Employee Safety Policy, Group Medclaim Policy, etc.	Y certain aspects of this principle forms part of the CSR Policy.	Y This is the part of the Code of Conduct of your Company which is applicable to all Employees.	Y This forms part of your Company's EHS policy.	Y certain aspects of this principle forms part of the Marketing Policy.	Y Your Company has a CSR Policy.	Y* certain aspects of this principle forms part of the Marketing Policy.

BUSINESS RESPONSIBILITY REPORT (BRR) (Contd.)

2	Has the Policy being formulated in consultation with the relevant stakeholders? Refer Note1	Y	Y	Y	Y	Y	Y	Y	Y	Y
3	Does the policy conform to any national / international standards?	Y	Y	Y	Y	Y	Y	Y	Y	Y
		The spirit and contents of the Code of Conduct and all the applicable laws and standards are captured in the policies articulated by your Company. The policies are based on and are in compliance with the applicable regulatory requirements and International Standards.								
4	Has the policy been approved by the Board? If yes, has it been signed by MD/owner/CEO/ appropriate Board Director?	Y (It is signed by the Managing Director)	Y (It is signed by the Managing Director)	Y (It is signed by the Managing Director)	Y (It is signed by the Managing Director)	Y (It is signed by the Managing Director)	Y (It is signed by the Managing Director)	Y	Y (It is signed by the Managing Director)	Y
		As per Good Corporate Governance practice, all the policies are noted by the Board. The Board authorizes Senior Officials of the Company to authenticate such policies and make necessary changes whenever required.								
5	Does the Company have a specified committee of the Board/ Director/Official to oversee the implementation of the policy?	Y	Y	Y	Y	Y	Y	Y	Y	Y
		The implementation and adherence to the Code of Conduct for Employees is overseen by the Human Resource and Internal Audit Function respectively. The Corporate Social Responsibility Policy is administered by the CSR Committee in line with the requirements of the Companies Act, 2013. The EHS Policy is overseen by the Supply Chain, Manufacturing and the Research & Technology Function.								
6	Indicate the link for the policy to be viewed online?	Please refer corporate governance report for link.								
7	Has the policy been formally communicated to all relevant internal and external stakeholders?	Y	Y	Y	Y	Y	Y	Y	Y	Y
8	Does the Company have in-house structure to implement the policy/policies	Y	Y	Y	Y	Y	Y	Y	Y	Y
9	Does the Company have a grievance redressal mechanism related to the policy/policies to address stakeholders' grievances related to the policy/policies?	Y	Y	Y	Y	Y	Y	Y	Y	Y
10	Has the Company carried out independent audit/evaluation of the working of this policy by an internal or external agency? Refer Note 2:	Y	Y	Y	Y	Y	Y	Y	Y	Y

BUSINESS RESPONSIBILITY REPORT (BRR) (Contd.)

Note 1: While there may not be formal consultation with all stakeholders, the relevant policies have evolved over a period of time by taking inputs from concerned Stakeholders.

Note 2: The Company has not carried out independent audit of the policies, the Internal Audit Functions periodically looks at the implementation of the policies.

Note 3: In respect of Principle 7 & 9, the Company follows the contents enshrined therein. However, the Policy in this regard is presently not documented.

2a. If answer to Sr. No. 1 against any principle is 'No', please explain why: (Tick upto 2 options)

Sr. No.	Question(s)	P1	P2	P3	P4	P5	P6	P7	P8	P9
1	The Company has not understood the Principles	-	-	-	-	-	-	-	-	-
2	The Company is not at a stage where it finds itself in a position to formulate and implement the policies on specified principles	-	-	-	-	-	-	-	-	-
3	The Company does not have financial or manpower resources available for the task	-	-	-	-	-	-	-	-	-
4	It is planned to be done within next 6 months	-	-	-	-	-	-	-	-	-
5	It is planned to be done within the next 1 year	-	-	-	-	-	-	-	-	-
6	Any other reason (please specify)	-	-	-	-	-	-	-	-	-

3. Governance related to BR

- The Board of Directors of your Company, either directly or through its Committees, assesses various initiatives forming part of the BR performance of the Company annually. The CSR Committee meets periodically to review implementation of the projects/programmes/activities to be undertaken in the field of CSR. Other supporting heads of Department meet on a periodic basis to assess the BR performance.
- Your Company publishes the information on BR which forms part of the Annual Report of the Company. The Annual Report is uploaded on the website of the Company – www.gsfclimited.com

SECTION E: PRINCIPLE-WISE PERFORMANCE

Principle 1

Business should conduct and govern themselves with Ethics, Transparency and Accountability

- The GSFC Code of Conduct for Employees (“the Code”) contains the essence of various regulatory requirements and internal policies which primarily deal with or are framed around the principles of ethical behaviour and a sense of accountability. The Company expects its employees including the employees of its subsidiaries to know the Code and act accordingly. Therefore, its employees are acquainted with the Code at the time of their joining and are required to read and affirm to the Code on annual basis.
- Ethics, transparency and accountability are the three basic/essential pillars on which the compliance eco-system of your Company is built. The web based compliance management system not only helps adhere to the regulatory requirements but also develops a culture of self-regulation and accountability at the grass root level within the organization. In the present times when governance is looked upon as a critical aspect of sustainability, we believe, our compliance management systems play a significant role in ensuring good corporate governance.
- A policy on vigil mechanism has been framed and is placed on website of the Company to enable the employees to report any instances of fraud, abuse, misconduct or malpractices at workplace.

In order to further strengthen its internal controls for prevention of insider trading, the Company has developed its Code of Practices and Procedures for Fair Disclosure of Unpublished Price Sensitive Information in such a manner that it not only satisfies the regulatory requirements but also instils a sense of responsibility among the designated persons for making timely and adequate disclosures. In order to facilitate implementation of the Code and its compliance, your Company has automated the entire process by leveraging technology and putting in place the GSFC Insider Trading Management System. The system acts as a repository of relevant information and provides an electronic platform for seeking trading approvals and send out timely compliance reminders.

The Company has in place different mechanisms for receiving and dealing with complaints from different Stakeholders viz. Shareholders, Customers, Employees, Vendors etc. There are dedicated resources to respond to the complaints within a time bound manner. During the year, your Company received 38 complaints from shareholders, which have been fully resolved.

Principle 2

Businesses should provide goods and services that are safe and contribute to sustainability throughout their life cycle

- The original objective for setting up your company was to contribute towards the food security to the nation. Subsequently, beyond fertilizers, your company diversified into the arena of Chemicals which has been touching all walks of human life, directly or indirectly. All the products conform to their quality standards and the plants of GSFC are proactively maintained so as to meet with environmental standards.

BUSINESS RESPONSIBILITY REPORT (BRR) (Contd.)

- Your Company is committed to offer the products that meet nationally accepted green product standards. This commitment comes from the team of dedicated professionals working at Company's state-of-the-art Research & Development Centre at Vadodara where technology and innovation are the corner stones.
 - Your Company strives to launch various schemes for improvement in the architecture of its plants with a clear focus on improvising the overall performance in terms of production quality, rationalization in the consumption of basic raw materials, utilities like water, power etc. The introduction of such schemes has been quite a regular exercise in the Company and this is the only reason that despite the plants of GSFC are more than four decades old, still they are performing above its rated capacity and without the risks associated to the obsolescence.
 - Your Company has initiated proactive steps, as far as possible, to control, reduce and eliminate use of avoidable hazardous materials. Appropriate safeguard mechanism has been in place with a view to control or prevent entry of pollutants. Also there is a proper system in place in categorizing the hazardous inputs in the active raw material list and continuous efforts are always there in the direction towards achieving reduction in pollution levels. In cases where alternates are not available easily for replacement, a detailed analysis for rational mitigation of exposure risk is being undertaken and same is followed at plant level.
 - Your Company intends to educate its customers and employees about the safe use of its products. Product Information Sheets for all the major products are available. Company has laid down vendor evaluation and registration procedures for procurement of goods and availing services. The procedure entitles company to have sustainable sourcing and large amount of inputs are sourced sustainably as most of the raw materials are sourced directly from large scale manufacturers in India and outside India. This ensures quality supplies on consistent basis at the most competitive prices.
 - On-line Registration of Suppliers & Service providers are undertaken to have more transparency in procurement. Many new vendors and service providers are registered during the year to enhance competition.
 - Company promotes and encourages local and small vendors including MSMEs from the nearby/ surrounding area to procure goods and services. The nearby communities are given adequate opportunities for associating with company on competitive terms and conditions. Feasible preference is also given to MSMEs and small scale industries as per guidelines prevailing from time to time. Local and small scale vendors are educated and encouraged to participate in online tender process as well as reverse auction process. Technical support is also extended to these communities when sought for.
 - The Company has well developed process for recycle of products, wastes etc. emanating from the production cycle. Any discharge of waste water, finally outside the factory premises is scientifically processed so as to become eligible for discharge in the effluent channel for further disposal thereof. To ensure this objective, the Company has become the promoter of one of the Common Conveying Channel Company viz. Vadodara Enviro Channel Ltd. The objective of this Company is to maintain the effluent channel, which is connected to the Gulf of Cambay through which its participating members discharge their treated effluents as per pollution control norms. Needless to mention here that before final discharge of effluents into the said channel, they are appropriately treated.
1. **Use of LPS in place of MPS in Reboiler (E-423-1) of Lactam, capro-1 Plant:**
In Caprolactam-I Plant, mixture of Caprolactam (LC), Ammonium Sulphate (AS) & water is obtained at end of Rearrangement Section. LC is extracted from above mixture by using Benzene as solvent. LC-Benzene mixture is separated out in Benzene Distillation tower (T-423-3). T-423-3 is operated under ~370 mm HG vacuum and bottom temperature of ~105°C. Thermosyphon reboiler (E-423-1) is provided at bottom of T-423-3, which maintains bottom temperature by using L.P. Steam (~3.5 Kg/cm²g) instead of M.P. Steam (~10.5 Kg/cm²g) as heat source. This reduced steam import requirement by 3.8 MT/hr at Capro-I Plant and thereby reduce NG consumption at Steam generation boilers. It resulted into annual NG saving of 24.32 Lacs SM³. As quantity of NG used for combustion is reduced, corresponding flue gas emissions containing green house gases gets reduced.
 2. **Provision of VFD for blower in Nylon-6 II Plant:**
In Nylon-6 II Plant, Nitrogen circulation blower (6011B02), having motor of 75 KW rating, is used for circulation of hot nitrogen (N₂) in Drying tube (6002D01) to remove moisture and thereby to increase relative viscosity (RV) of the final product. Due to high capacity of blower, suction valve of subject blower was kept in throttled condition i.e. up to 80%, to achieve desired flow and pressure. Looking at the available margin at suction valve (as same was kept 80% throttled), variable frequency drive (VFD) motor was installed. Suction valve opening was increased and subsequently motor RPM was reduced, which resulted into significant reduction in power consumption of 2.0 Lacs unit. Other benefits such as reduction in vibration and bearing temperatures (which directly leads to improvement in blower reliability) and reduction in noise level are also associated with this modification.
 3. **Power saving in Feed Pump (P-143 A/B) by impeller trimming at Anone-II, CEP:**
In Cyclohexane Oxidation section, steam distillation is carried out in Ester Hydrolysis column (K135) and Saponification column (K145) for recovery of Cyclohexanone & Cyclohexanol. Vapours having organic + water mixture from K145 top is condensed and separated in Separator (F140). Water fraction from bottom of F140 is transferred to Water vessel (B141). Neutral water from B141 is pumped via Feed pump (P143 A/B). P-143 A/B is having rated capacity of 27 m³/Hr against normal process requirement of ~ 20 m³/Hr at full load. Throttling of Flow control valve (FCV) is exercised to get required flow, affecting efficiency of pump adversely. As pump is running at lower capacity, generated head and discharge pressure (~15 kg/cm²g) is higher than the requirement. Hence, to have power conservation, a simple technique of impeller trimming was adopted resulting in annual power saving of 36,800 units.

Principle 3

Businesses should promote the well-being of all employees

Safety of manpower, plant and machinery has been ensured by implementation of Safety Management system and Process Safety Management using tools like HAZOP studies. Fresh modules have been added to the Contractors Safety and fresh training slides have been added in the already existing ones. Concentrated efforts have been applied on trainings related to personal protective equipments and basic fire prevention together with the usage of fire extinguishers.

BUSINESS RESPONSIBILITY REPORT (BRR) (Contd.)

Plant shutdown and start up activities pose special hazards that are different as compared to normal working plant hazards and therefore, intensified safety cover have been provided in a structured way, further ensured that right kind of hand tools, power tools, lifting tools tackles as well as material handling and shifting devices only are utilized during plant shut down and start-ups for the time period under consideration. Adequate measures have been initiated to impart mechanical turnaround to fire fighting vehicles.

Quantitative risk assessment has been conducted in Sikka and Vadodara units by employing competent external agency.

External Safety audit has been conducted by DISH competent agency in GSFC Vadodara and Sikka Units.

Revamping and above ground conversion of Fire hydrants have been taken up for the strengthening of Fire hydrant network in GSFC Vadodara Complex, Many Underground fire hydrant lines which used to create frequent leakages have been revamped thoroughly like CAPRO- I, SA 3, SA 4 COGEN etc.

COVID 19 related safety measures have been ensured by generating Awareness in Plants and Departments in GSFC Vadodara.

Visual Safety has been enhanced inside GSFC Vadodara Unit and plenty of Safety posters and Stickers have been displayed at strategic and eye catching locations

Face masks and face shields have been distributed extensively by Safety Department to GSFC employees during COVID times, which is still continued.

Essence of Safety Trainings Imparted during this period is as follows;

Safety Trainings Imparted during this period is as follows:

Units	Permanent Employees of GSFC	Permanent Women Employees Trained	Casual / Temporary / Contractual Employees Trained	Employees with Disabilities Trained
SIKKA	62	02	125	01
Baroda	1612	30	3574	NIL

- All the staff cadre permanent employees are the members of this recognized employees association. The employees also have an autonomy to opt out of the membership any of these unions, if they so desire.

- Total number of employees: (Baroda & Fiber Unit – 3145, Sikka Unit – 240, Polymers Unit – 114)
- Total number of employees hired on temporary/ contractual/ casual basis: – (Baroda & Fiber Unit - 216, Sikka Unit – 35 , Polymers Unit – 0)
- Number of permanent women employees: (Baroda & Fiber Unit - 126, Sikka Unit -2, Polymers Unit – 1)
- Number of permanent employees with disabilities: (Baroda & Fiber Unit – 36 , Sikka Unit - 7, Polymers Unit – 0)

Number of complaints relating to child labour, forced labour, involuntary labour, sexual harassment in the last financial year and pending, as on the end of the financial year 21-22 for all units.

Sr. No.	Category	No of complaints filed during the financial year 21-22	No of complaints pending as on the end of the financial year 21-22
1.	Child labour / forced labour / involuntary labour	NIL	NIL
2.	Sexual harassment	NIL	NIL
3.	Discriminatory employment	NIL	NIL

- There are the internal unions of its staff cadre employees which are recognized by the Management. These unions do not have any affiliation political and otherwise and follow the process of collective bargaining for resolving staff related matters.

The company has its union of staff employees under the name and style:

- Baroda Unit : “GSF Employees’ Union”.
“GSFC Employees Union”
- Polymers Unit : GSFC Polymers Unit Employees Union
- Fibre Unit : Gujarat Nylons Employees Union
- Sikka Unit : Gujarat State Fertilizers & Chemicals (Sikka Unit) Employees’ Union

Percentage of your permanent employees is members of recognized employee association: Polymers Unit – 97.36%, Sikka Unit - 72.99%, Baroda & Fiber Unit – 62.81%

All the staff cadre permanent employees who are the members of these recognized employees association also have an autonomy to opt out of the membership any of these unions, if they so desire.

Percentage of skill up-gradation training during the year 21-22

Units	Permanent Employees	Permanent Women Employees	Casual/Temporary/ Contractual Employees	Employees with Disabilities
Sikka	100%	100%	55.33%	85.71%
Baroda	94%	100%	75.99 %	36%

Principle – 4

Businesses should respect the interests of and be responsive towards all stakeholders, especially those who are disadvantaged, vulnerable and marginalized

Identifying the Stakeholders and engaging with them through multiple channels in order to hear what they have to say about our products and services are essential parts of our sustainability plan. The health and wellbeing of the communities has always been an important facet of our Company's operations. Our Company extends its social responsibility beyond the statute book and by engaging in strategic and trust based community development interventions.

While our CSR approach focuses on the development of communities around the vicinity of our plants and beyond, we have also developed innovative programmes that leverage our capabilities as a fertilizer and chemical company to ensure equitable distribution of its fertilizers as per Govt. supply plan, thus adding value to the food security of the Nation. While on chemical business plan, the Company strives to touch all walks of life to make a comfortable living.

We are running three schools at our Vadodara, Sikka and Fibre unit in which students from nearby communities are enrolled. We provide safe drinking water to nearby villages. We ensure support to NGOs that are doing excellent for upliftment of the communities but lack resources like SVADES, SHE Team (Vadodara City Police) etc.

CSR initiatives are undertaken in coordination with government where we are not able to reach the communities in need. During pandemic GSFC contributed to state and local administration in every way possible. The details of initiatives taken by our Company in the area of community and society development have been provided in the Corporate Social Responsibility which is part of the Annual Report.

In nutshell it fulfils the vision of company's CSR Policy, which is to commit and to integrate its business values, ethics and professional skills to meet the expectations of all our stakeholders by developing, encouraging and supporting various social and economic initiatives, without any duplication of government policies, through our industrial expertise for Sustainable Development.

Principle – 5 Business should respect and promote human rights

The concept of equality of human beings irrespective of the cast, creed, religion, gender etc. has been the basic principle on which the business of GSFC is based on. Human rights are very well weaved with Code of Conduct for Employees, Human Resource Policies and the settlements reached with the Trade Unions at our plants. Some of the points like prohibition of child labour and forced labour and workers' right to information are of special importance.

The term 'Human Rights' covers a host of aspects including freedom of association, collective bargaining, non-discrimination, gender equality, avoidance of child and forced labour among others. Our Company is compliant to national regulations pertaining to human rights. The Code of Conduct of our Company also applies to the employees of its subsidiary company.

There are Grievance Redressal Mechanisms in place at all the plants with proportion of workers and management as per the statutory norms. These initiatives provide a sound platform for continued dialog and thus help maintain cordial relation with the workers. During the last financial year, there were no serious complaints received from the stakeholders, which is pending resolution.

Principle – 6

Business should respect, protect, and make efforts to restore the environment

The policy related to environment covers all agencies connected to business with GSFC and extends to the Joint Ventures/Suppliers/Contractors etc. GSFC practices Integrated Management System Policy (Covering Responsible care, Quality, Environment, Occupational Health, Safety & Energy) to ensure safe working environment for the employees & affiliated people.

GSFC is deeply committed to satisfy its social obligations and has made consistent and effective endeavours for creating better environmental conditions through abatement of pollution and adopting sustainable development practices. With the objective of combating climate change, GSFC aligns its business objectives with practices of resource conservation and environment protection. Regular technological initiatives are pressed into service with great vigour to improve and retain the purity of air, water and soil. GSFC has always remained in forefront to make the company green & clean by landscaping, development of large & beautiful gardens within the complex & in colony and maintaining massive Green belt in 123.2 Ha areas (@ 37.5% of the total land area).

Our Company has consistently managed and continually improved the environmental performance. We are sensitive to our role both as user of natural resources and as a responsible producer of Fertilizers & Chemicals based products for society. Over the last two decades, our efforts to manage water, energy and material resources have yielded positive results. The manufacturing facilities have established ISO 14001 based Environment Management System. Potential Environment aspects have been identified as a part of EMS. Any deviations from laid down policies and procedures are tracked and reviewed by effective procedures of Corrective Action and Preventive Action (CAPA). GSFC has installed online, round the clock monitoring facility for treated effluent discharge, ambient air and stack gas emissions for efficient monitoring and control of pollution. Presently OCEMS is in place at total 29 numbers of stacks. The data of OCEMS is connected to GPCB as well as CPCB websites. SO₂ and Ammonia gas detectors are also installed in various process plants for monitoring of gaseous emissions at source and subsequently better control and implementation of proactive corrections.

GSFC's clean development mechanism (CDM) initiatives bear testimony to the drive to reduce greenhouse emissions. The major CDM initiative, GSFC has installed capacity of 152.8 MW of windmills. Solar power plant of capacity of 10 MW is successfully commissioned at Charanka, Dist. Patan Gujarat. Additionally, 0.9 MW roof top solar plants are operational within the complex at Baroda unit. Moreover, GSFC is constructing 15 MW Solar power project at Charanka, Dist. Patan, Gujarat. Use of renewable energy like wind and solar energy is encouraged at all levels of energy production phases. Green power caters @ 35% of total power requirement of all units of GSFC.

Continual adoption of new technologies and up gradation in the existing process plants is done for energy efficiency, resource conservation and reduction of pollution potential.

The emissions/waste generated by our Company is well within the permissible limits given by Gujarat Pollution Control Board for the financial year being reported. No Show cause notice is received from GPCB or CPCB during the financial year.

BUSINESS RESPONSIBILITY REPORT (BRR) (Contd.)

New expansion project - Nylon-6-III has been implemented without increase in pollution load. GSFC has obtained Environment Clearance for Urea Revamping project to achieve improvement in specific energy consumption. GSFC has further obtained Environment Clearances for 400 MTPD AS Plant, 600 MTPD SA Plant & TGU.

As a part of implementation of Plastic Waste Management (PWM) Rules, GSFC has obtained registration under brand owner to fulfil requirement of extended producer responsibility and under manufacturing category for Nylon-6 as plastic raw material.

Principle – 7

Businesses when engaged in influencing public and regulatory policy, should do so in a responsible manner

Your Company has maintained a fair degree of transparency through timely and adequate disclosure of information to the public and regulatory bodies. Your Company articulates the larger interest of industry and the community at industrial forums. As on 31st March, 2022 your Company is a member of following prominent trade associations viz. Confederation of Indian Industries (CII), Federation of Indian Chambers of Commerce and Industry (FICCI), Federation of Gujarat Industries (FGI), The Fertilizer Association of India (FAI). All India Plastic Manuf. Association, Baroda Productivity Council, British Safety Council, UK P 470, Employees Federation of India, EXIM Club, Indian Chemical Council, Indian Council of Arbitration, National Safety Council

Principle – 8

Businesses should support inclusive growth and equitable development

Company has specified programme as a CSR Activities which has been the part of core business philosophy at GSFC ever since its inception. Today, company has developed CSR as a very special concept to promote the overall development, progress and betterment of people belonging to the weaker sections of society with a view to improve 'Human Development Index' (HDI) with core areas like education, environment, health and sanitation, improvement in nutrition level, support to NGOs, rural development (social & infrastructural), industry-academic interface, support during natural calamities and various other in-house projects.

The CSR projects at GSFC are undertaken through the ideal blend of in-house as well as support of specialized implementing agencies/NGOs. Company has carried out the impact assessment of its CSR initiative. The contribution towards CSR for the F.Y. 2021-22 was to the tune of Rs 09.76 Crores.

We believe in hand holding with a view to develop the beneficiary in such a way that there is self-sufficiency over a period and the project is handed over. One such example is Contribution to Mid-Day-Meal Scheme through The Akshaya Patra Foundation, where GSFC has supported for capital expenditure plus running expenditure for five years and then project has started showing its fruitful results on its own.

GSFC University is insightful CSR initiative from GSFC with a vision to boost quality education needs and eco-friendly technology for urban sustainability. Cutting-edge skill dissemination with a drive to facilitate state-of-the-art infrastructure and technology for academic pursuits and to fulfil industry requirements to supplement and nourish region's landscape of learning and research is the idea behind establishing this academic institute with industrial support. It is an innovative step towards preparing youth interested in joining the mainstream of development, by moulding their minds, expanding their comfort zones and boosting confidence to deliver quality results all backed by digital knowledge with online course material.

Principle – 9

Businesses should engage with and provide value to their customers and consumers in a responsible manner

- Your Company places its customers at the center of all its business conducts rather than at the receiving end.
- Your Company believes in implementing the customer feedback into product development and enhancing user experience. In order to facilitate our customers and to communicate their views, feedback, suggestions, complaints etc. your Company has dedicated Product Manager, who is the contact point for the respective products from the stand point of customer feedback and the responsibility is cast upon the Product Manager to resolve the complaint/query of its customers in a time bound manner. Many times, the Product Manager is required to visit the premises of the customers to have the complete grasp of the consumer grievance/complaint for its effective resolution.
- On your company's website, an interactive platform has been created which allows any potential customer to raise queries pertaining to our products and services. All our channels ensure that a potential customer with access to phone/internet is able to engage, receive or share the desired information about our products and services.
- While there are no consumer related legal cases which are pending as at the end of the financial year, there are no customer complaints pending for redressal.
- The products of your Company display all information which is mandated by law including the directions for use. Product information is available in the Product Information Sheet that is available with the dealers of the Company and on the website of the Company.

There are no cases filed by any stakeholder against the Company regarding unfair trade practices, irresponsible advertising and/or anti-competitive behavior during the last five years.

The Marketing team of your Company both of Fertilizers as well as Chemicals are in continuous interaction with the end users of its products and any suggestions from the customers are appropriately conveyed at the production level and wherever feasible is being done.

★★★★★

Macro-economic review: 2021-22

Overview of the Economy

The outbreak of the COVID-19 pandemic in early 2020 has continued to inflict health and economic shocks worldwide in 2021-22 with its resurgent waves. India was struck by the Delta variant of COVID-19, in the beginning of 2021-22, which marked the onset of the second wave. The second wave, unlike the first, was nonsynchronous in its onset across states and was more intense in its spread, since it entered the rural hinterland. Besides adding to the health crisis, the second wave temporarily slowed down the momentum of economic recovery that India has been witnessing since the second half of 2020-21. The economic impact of second wave however was milder as compared to that of the first wave. The second wave reached its peak in mid-May 2021 and subsequently the economy swiftly bounced back in Q2:2021-22. A strong recovery is seen during Q3:2021-22 in several high frequency indicators along with rapid progress in vaccination coverage.

Real GDP growth of Indian economy at constant pace is estimated at 8.7 percent for FY 2021-22 as compared to contraction of 6.6 percent in FY 2020-21 (as per provisional estimate by National Statistical Office). Overall economic activity has recovered to the pre-pandemic levels. Almost all indicators show that the economic impact of the second wave in Q1 was muted as compared to what was experienced during the full lockdown phase in 2020-21, however, the impact on health was more severe. The following measures taken by Government of India helped the nation to recover from the worst pandemic of the century.

Government of India was in prompt response mode to provide cushion against the shocks faced by the vulnerable sections of society namely business sector, informal sectors, SMEs, farmers and labor class. Safety nets to absorb the shocks created for the purpose comprised amongst others, the extension of Pradhan Mantri Garib Kalyan Yojana (PMGKY) and Aatma Nirbhar Bharat Rozgar Yojana (ANBRY) besides additional fertilizer subsidy.

In order to prepare the economy for a sustained long-term growth, Government of India subsequently ramped up capital expenditure on infrastructure to build back medium-term demand and also aggressively carried out supply-side measures under Aatmanirbhar Bharat Initiative. Supply side measures included provisions viz. public health care, loan guarantee scheme for COVID-19 affected sectors, expansion of Emergency Credit Line Guarantee Scheme (ECLGS), Credit Guarantee Scheme for Micro Finance Institutions, Scheme for tourism sector workers, promotion of Project Exports through National Export Insurance Account (NEIA), broadband assistance to each village through Bharat Net PPP Model and Rs. 3 lakh crore for Reform-Based Result Linked Power Distribution Scheme. Many other reforms were put in place for Public Sector Banks that focused on tech-enabled, simplified and collaborative banking. Government also initiated nine structural reforms, five procedural reforms plus relief measures for the Telecom Service Providers. Further, Government is implementing Production Linked Incentive (PLI) schemes in 14 key sectors that have been specifically designed to attract investments in sectors of core competency and cutting-edge technology. This will ensure efficiency and bring economies of size and scale in the manufacturing sector and shall make Indian manufacturers competitive worldwide.

Indian economy is well placed to take on the challenges of 2022-23, as suggested by the macroeconomic stability indicators. One of the reasons that the Indian economy is in a good position is its unique response strategy. Instead of pre-committed to a rigid response, Government of India has opted to use safety-nets for vulnerable sections on one hand while responding iteratively based on bayesian-updating of information. As per the modified barbell strategy approach in contemporary economics, Government of India opted to make gradual, methodical moves, occasionally integrating feedback from the ground rather than going for a one-time, colossal fiscal package.

Economic growth

As per economic survey 2021-22, India is going to witness GDP growth in the range of 8.0-8.5 percent in 2022-23, supported by measures like widespread vaccine coverage, gains from supply-side reforms and easing of regulations, robust export growth and availability of fiscal space to boost capital spending. The year ahead is well poised for a boost in private sector investment with the financial system in a good position to provide support towards revival of the economy. The growth projection for 2022-23 is based on the assumption that there will be no further weakening of the economy due to pandemic, monsoon will be normal, withdrawal of global liquidity by major central banks will be in order, oil prices will be in the range of US\$ 70-75 per barrel, and global supply chain disruptions will gradually ease out in due course of the year.

As per provisional estimate by NSO, total consumption is estimated to have grown by 7.0% in 2021-22 with government spending remaining the biggest contributor. Similarly, Gross Fixed Capital Formation surpassed pre-pandemic levels on the back of ramped up public expenditure on infrastructure. Exports of both goods and services have been remarkably strong in 2021-22, but imports also recovered significantly with recovery in domestic and higher international commodity prices.

Agriculture

The agriculture sector has experienced buoyant growth in the past two years. The sector, which is the largest employer of workforce, accounted for a sizeable 15.5 percent (2021-22) in Gross Value Added (GVA) of the country registering a growth of 3.0 percent in 2021-22 (as per provisional estimate for 2021-22 given by NSO). Growth in allied sectors including livestock, dairying and fisheries has been the major drivers of overall growth in the sector.

Minimum Support Price (MSP) policy is being used to promote crop diversification. Net receipts from crop production have increased by 22.6% as per the latest Situation Assessment Survey (SAS) report compared to SAS report of 2014. Allied sectors including animal husbandry, dairying and fisheries are steadily emerging to be high growth sectors and major drivers of overall growth in

MANAGEMENT DISCUSSION AND ANALYSIS REPORT (Contd.)

agriculture sector. The livestock sector has grown at a CAGR of 8.15% over the last five years ending 2019-20. It has been a stable source of income across groups of agricultural households which accounts for about 15% of their average monthly income.

Government facilitates food processing through various measures of infrastructure development, subsidized transportation and support for formalization of micro food enterprises. Government has further extended the coverage of food security network through schemes like PM Gareeb Kalyan Yojana (PMGKY).

Agricultural Credit

The agriculture credit flow for the year 2020-21 was Rs. 15,75,398 crore against the target of Rs. 15,00,000 crore for the said year. As per the union budget 2022-23, the agriculture credit flow target for 2021-22 has been fixed at Rs. 16,50,000 crore and till 30th September, 2021, against this target, a sum of Rs. 7,36,589.05 crore has been disbursed. Moreover, as a part of the Aatma Nirbhar Bharat (ANB) announcement, Government announced Rs. 2 lakh crore concessional credit boost to 2.5 crore farmers through Kisan Credit Cards (KCCs). In pursuance of this, as on 17th January 2022, banks have issued KCC to 2.70 crore eligible farmers.

Minimum support price (MSP)

The policies of Government of India and decision taken in recent years towards farmers' welfare have resulted in significant improvement of food grain production and sustained agriculture growth despite COVID-19 pandemic. The Cabinet Committee on Economic Affairs (CCEA) chaired by the Hon'ble Prime Minister Shri Narendra Modi has approved the increase in the Minimum Support Prices (MSP) on 8th September 2021 for all designated Rabi crops for Rabi Marketing Season (RMS) 2022-23, in advance of the sowing season.

Government has also increased the MSP of Kharif Crops for Marketing Season 2022-23, to ensure remunerative prices to the growers for their produce and to encourage crop diversification.

The MSP approved for designated Rabi Crops for 2022-23 during Rabi Marketing Season is higher or equal to 1.5 times of cost of production. The expected returns to farmers over their cost of production is estimated to be highest in case of wheat (100%) and rapeseed/mustard (100%), followed by lentil (79%), gram (74%), barley (60%) and safflower (50%).

Industry

The performance of the industrial sectors based on the Index of Industrial Production (IIP) comprising of mining, manufacturing and electricity registered a growth of 11.3 percent in 2021-22 as compared to (-)8.4 percent in 2020-21. As per the sectoral classification, mining, manufacturing and electricity sectors registered 12.2 percent, 11.7 percent and 7.9 percent growth during 2021-22 respectively. Amongst the use-based categories, primary goods, capital goods, intermediate goods, infrastructure/construction goods, consumer durables goods and consumer non-durables goods have attained 9.7 percent, 16.7 percent, 15.1 percent, 19.0 percent, 12.5 percent and 3.2 percent growth respectively in 2020-21.

The eight core infrastructure supportive industries, viz. coal, crude oil, natural gas, refinery products, fertilizers, steel, cement and electricity that have a total weight of nearly 40 percent in the Index of Industrial Production (IIP) grew by 10.4 percent in 2021-22 as compared to (-)6.4 percent in 2020-21. The production of Coal, Natural gas, Refinery products, Fertilizers, Steel, Cement, Electricity, increased by 8.5 percent, 19.2 percent, 8.9 percent, 0.7 percent, 16.9 percent, 20.8 percent, 7.8 percent whereas crude oil decreased by 2.6 percent.

Food grain Production

As per the 3rd Advance Estimates for 2021-22 by Ministry of Agriculture and Farmers Welfare, total food grain production in the country is estimated at record 314.51 million tonnes which is higher by 3.77 million tonnes than the production of food grain during 2020-21. Further, the production during 2021-22 is higher by 23.80 million tonnes than the previous five years' (2016-17 to 2020-21) average production of food grains.

Aatmanirbhar Bharat Rojgar Yojana

Aatmanirbhar Bharat Rojgar Yojana (ABRY) has been launched with effect from 1st October, 2020 as a part of Aatmanirbhar Bharat package 3.0 to incentivize employers for creation of new employment along with social security benefits and restoration of loss of employment during COVID-19 pandemic. Under the scheme, Government of India, for a period of two years shall credit both the employee's share (12% of wages) and employer's share (12% of wages) of contribution payable or only the employee's share, depending on employment strength of the Employees' Provident Fund Organization (EPFO) registered establishments. This scheme intends to reduce the financial burden of the employers and encourages them to hire more workers. The terminal date for registration of beneficiaries was extended from 30.06.2021 to 31.03.2022.

PM-KISAN SCHEME

PM-KISAN Scheme is a central sector scheme launched on 24th February, 2019 to supplement financial needs of land holding farmers. Financial support of Rs 6000/- per year in three equal installments, every four month is transferred into the bank accounts of farmers' families across the country through Direct Benefit Transfer (DBT) mode. The scheme was initially meant for small and marginal farmers (SMFs) having landholding up to 2 hectares but scope of the scheme was extended to cover all landholding farmers with effect from 01.06.2019.

Since, the inception of this scheme, there have been multiple set of technological & process advancements done in the scheme so that maximum number of beneficiaries can take the advantage of the same in an efficient way.

MANAGEMENT DISCUSSION AND ANALYSIS REPORT (Contd.)

As on 31st May 2022, benefits under PM Kisan scheme has been provided to more than 10 crore farmers and funds amounting to Rs. **2.0 lakh crore** in installments, have been released to the eligible beneficiaries of this scheme across India. Out of which, Rs. 1.29 lakh crore has been released during the current COVID-19 pandemic period.

Pradhan Mantri Fasal Bima Yojana (PMFBY)

The Pradhan Mantri Fasal Bima Yojana (PMFBY) has successfully entered its 7th year of implementation with the upcoming Kharif 2022 season, completing 6 years of its implementation since its launch on 18th February 2016 by Prime Minister Shri Narendra Modi at Sehore, Madhya Pradesh.

A flagship scheme of Government of India, PMFBY aims to provide financial support to farmers suffering from crop loss/damage arising out of natural calamities. Over 36 crore farmer applications have been insured under PMFBY, with over Rs.1,07,059 crores of claims have already been paid under the scheme as on 4th February, 2022.

Fertilizer Market Scenario

Agriculture Situation:

Country received normal monsoon in 2021 season consecutively in the 4th Year with extended rains till mid of Oct-2021. Late rains also helped in improving the prospects for Rabi season, followed in the latter half of the year. Good monsoon helped in charging the soil moisture adequately and also enhanced irrigation potential in the country. Major reservoirs were reported filled at 82% of their capacity. State of Gujarat also, where we have major stake in fertilizer business received good late rains which helped in recovering the initial deficit and created conducive situation for Rabi season. On account of prolonged monsoon, and resultant delayed harvest of Kharif crops, sowing of Rabi crops also got delayed by about 40 days and it continued till end of Dec-2021 as against usual period till mid of November. Having good rains, plantation of crops increased to the tune of 5% over normal area coverage during FY 2021-22 (1786 Lakh. Hec.) in the country. Expecting better realization in Oil seed and Pulse crops, there was a marked shift in cropping pattern followed in the country.

In the state of Gujarat also, the pattern has remained more or less the same as revealed at national level and sowing area has increased by about 6% in the state. Besides good monsoon, and considering the reasonable hike in MSP (Minimum Support Price) of major crops by GoI, motivated farmers to follow increased plantation and commercial agriculture. Favorable export demand for food has also considerably helped farmers to have better return on their output in the market. In fact, under the ongoing pandemic situation that prevailed across the world, agriculture has emerged as a silver line in the Indian economy. As per the latest estimates of food grain production announced by Directorate of Economics and Statistics, GoI, Country is likely to witness record food grain production of 316 MMT, with a growth of 2% on YoY basis. The All India sowing status for FY 2021-22 is tabulated below:

ALL INDIA SOWING STATUS - FY 2021-22					
Kharif					
(Lakh Hec.)					
Kharif Crops	Normal Kharik Sowing Area	Kharik-20	Kharik-21	% Var. Over	
				Kharik-20	Normal Kharif Sowing
Rice	396	409	423	3	7
Pulses	135	139	142	2	5
Coarse Cerals	184	183	178	-3	-3
Oilseeds	180	199	196	-1	9
Sugarcane	48	54	55	2	16
Jute	7	7	7	1	-5
Cotton	124	128	120	-6	-3
Sub Total	1073	1119	1122	0	5
Rabi					
(Lakh Hec.)					
Rabi Crops	Normal Rabi Sowing Area	Rabi-20	Rabi-21	% Var. Over	
				Rabi-20	Normal Rabi Sowing
Wheat	303	341	336	-1	11
Rice	43	24	20	-19	-53
Pulses	146	160	160	0	10
Coarse Cerals	56	49	48	-2	-15
Oilseeds	77	82	100	22	30
Sub Total	625	656	665	1	6
Grand Total	1698	1776	1786	1	5

Source : Dept. of Agriculture Coop. & Farmer Welfare, GoI

Company's performance: Fertilizer segment

Uncertainties prevailed in fertilizer business environment impacted stock availabilities at GSFC heavily, especially though Sikka unit besides in trading basket during the FY 2021-22.

Fertilizer sales in terms of volume suffered a decline of 25% (6.5 LMT) in FY 2021-22 on YoY basis. The decline is largely attributed to reduced production at Sikka Unit and also less imports. In terms of turnover, fertilizer business has grown @ 5% and posted annual turnover of Rs. 5901 Crore in FY 2021-22. The growth in turnover is on account of increase in per unit subsidies and MRP.

MANAGEMENT DISCUSSION AND ANALYSIS REPORT (Contd.)

Under the situation of moderate availabilities of raw material and finished products and narrow margins, the endeavor of the company was to execute the fertilizer sales effectively bundled with cost economization. As a part of this approach, in spite of reduced availabilities, the Company could maintain fertilizer sales over 10 LMT in Gujarat, which accounts for 51% of GSFC's total sales. The business presence in Gujarat has enhanced to 30% from 28% as reported in FY 2020-21. Gujarat based focus in supplies also helped to satisfy the fertilizer demand of the farmers of home state adequately.

Capitalizing on market opportunities, expedited collection from the market and 1st time in the history of GSFC, 'Zero' overdue status has been achieved as on the close of FY 2021-22 .

Focused efforts were made in clearing the PoS stocks, which has direct relevance with the release of Govt. subsidy. The Company has economized on all major controllable overheads, including logistics and inventory cost, rebates, cash discount etc. to a considerable extent during the period under review. Overall, the strategies were focused to observe effective business practices under the tight supply situation, which helped in sustaining margins. YoY sales turnover in Lakh MT and Rs. In Crores is tabulated below:

Product	FY 2020-21	FY 2021-22	VAR.V/S FY 2020-21
Baroda Unit			
Urea	3.61	3.71	0.10
AS	4.97	5.24	0.26
APS	2.79	2.37	-0.42
Sub-Total	11.38	11.32	-0.06
Sikka Unit			
DAP	5.64	2.98	-2.66
APS	0.20	0.27	0.07
NPK-12	1.20	0.39	-0.81
NPK-10	0.95	0.07	-0.88
16.20.0.13	0.09	0.01	-0.08
Sub-Total	8.07	3.72	-4.35
Imports			
DAP	0.07	0.52	0.46
Urea	5.47	4.33	-1.14
APS	0.70	0.00	-0.70
16.20.0.13	0.02	0.00	-0.02
MOP	0.67	0.00	-0.67
Sub-Total	6.92	4.86	-2.06
Total	26.37	19.90	-6.47
% Var. in Qty	-25		
Turnover (Rs in Crore)			
Rs in Crore	5599	5901	302
% Var. in Turnover	5		

Future Outlook and Strategy of GSFC:

The situation of fertilizer prices and supplies got further aggravated after 01.04.22. The ongoing war between Russia & Ukraine has worsened the situation in the world market. The buoyant demand for food on the global front is not allowing prices of fertilizers to get a reversal besides widening the deficit in supplies. This phenomenon has inflated prices of fertilizers and raw materials further in the range of 20% to 25% on P&K products, and as high as 60% in case of Urea in Q1 of FY 2022-23 over Q1 of FY 2021-22.

Gol has announced NBS subsidy rates applicable with effect from 01.04.22, considering hefty increase in subsidy on all 4 major nutrients (N,P, K & S), which was computed based on import prices prevailing in Mar-22. While releasing the revised subsidy as above, it is mandated to the industry to maintain the selling prices at reasonable rate i.e. up to Rs 1350 per bag on DAP and Rs 1470 per bag on NPK fertilizers as prevailed in previous financial year.

Current import prices of P&K fertilizers and raw materials can leave a wide gap in the range of Rs.20000 to Rs. 25000 PMT on Phosphatic products manufactured in India. Similarly, the gap in cost economics for import of products like DAP is approx. Rs. 20000 PMT. The tight supply position also pushed up prices of MOP and Urea considerably. The rising cost of energy, resulting into price rise of Urea, may prompt Gol to curtail the import quota proportionately.

In spite of stringent follow up from DoF for expediting availabilities, fresh import contracts for DAP in India took place in a staggered manner during Q1 of FY 2022-23, as prices have crossed USD 1000 PMT level. However, the market has started softening in Q2 of

MANAGEMENT DISCUSSION AND ANALYSIS REPORT (Contd.)

FY 2022-23. The situation on production side has deteriorated further, as quarterly supply contracts for PA could not be firming up and the same may get firming up only during Q2 of FY 2022-23.

By end of FY Q1 of FY 2022-23, the Country had the stock of around 3.5 MMT of DAP against the requirement of 4.5 to 5.0 MMT during the Kharif season. Though this would suffice the initial requirements of Kharif. For the requirements of Rabi, arrangements have to be made in time.

Again for one more year, IMD has predicted Normal monsoon in India during FY 2022-23 with its timely onset, which promises for healthy fertilizer demand. Accordingly, monsoon has started little early on west coast but initially its subsequent northward progress has remained sluggish and overall rains remained deficit in June '22. However, July '22 onwards monsoon has revived well and its performance remained satisfactory, barring deficit in few states. So far country has received 9% higher rains over usual precipitation received till date. Better monsoon is again likely to favor higher sowing, as followed in FY 2021-22. Sowing of Kharif crops has been completed in 90% of the normal sowing area and expected to match the usual Kharif acreage of about 1073 Lac Ha by end of 1st half.

Looking to the overwhelming demand for the fertilizers prevailing in the world market and many export restrictions currently in place, import prices are unlikely to improve in near future. On the other hand, Govt is also not expected to take a call on absorbing further burden of subsidy. The situation is triggering for continuation of struggle time for Industry.

Market, in terms of retail prices of fertilizers is expected to behave in a disciplined way during Kharif season i.e. No discounts, No extended credits on account of expected good seasonal prospects and tight supplies.

Raw Material Prices:

The international prices of raw materials were having a sharp increase during FY 2021–22 as compared to 2020–21.

The average CFR prices of Phosphoric Acid (PA – P₂O₅) which was USD 679 per ton P₂O₅ during FY 2020–21 went very high to USD 1255 (+85%) per ton P₂O₅ during FY 2021-22. As on 31/03/2022, the price of PA was USD 1530 per ton P₂O₅.

The average price of Ammonia increased sharply during FY 2021–22 as compared to 2020–21. The average CFR prices of Ammonia during 2020-21 was USD 269. It increased to USD 675 (+150%) per ton during FY 2021-22. As on 31/03/2022, the price of Ammonia was USD 1123 per ton.

The average CFR price of Rock Phosphate, which is mainly derived from prices of phosphoric acid, increased substantially in FY 2021–22 as compared to FY 2020–21. The average CFR price of Rock Phosphate during FY 2020–21 was USD 94.50 per ton. It increased to USD 162 (+71%) per ton during FY 2021–22. As on 31/03/2022, the price of Rock Phosphate was USD 300 per ton.

The average CFR price of Sulphur increased sharply during 2021-22 as compared to FY 2020-21. The average CFR price of Sulphur during FY 2020-21 was USD 94.91 per ton. It went up to USD 256.33 (+170%) per ton during 2021-22. As on 31/03/2022, the price of Sulphur was USD 344 per ton.

The price of Benzene increased during FY 2021-22 as compared to FY 2020-21. The average CFR price of Benzene during FY 2020-21 was USD 517.29 per ton, which increased to USD 1006.75 (+95%) per ton during FY 2021-22. As on 31/03/2022, the price of Benzene was USD 1076 per ton.

Average price of Raw Material products (\$ / MT):

Product	2020-21	2021-22	% Increase / Decrease	Prices as on 31/03/2022
Phos. Acid (C & F), P ₂ O ₅	679	1255	(+) 85	1530
Ammonia (C & F)	269	675	(+) 150	1123
Rock Phosphate (C & F)	94.50	162	(+) 71	300
Sulphur (C & F)	94.91	256.33	(+) 170	344
Benzene (C & F)	517.29	1006.75	(+) 95	1076

INDUSTRIAL PRODUCT SCENARIO:

The Financial Year began with the surge of second wave of the COVID-19 pandemic, leading to imposition of restrictions on economic activities across states. The decentralized structure of lockdowns largely contained inter-state movement of goods and made possible calibrated and differentiated re-opening. The impact on world economy was not just about the immediate disruptions and uncertainty caused by repeated waves of the pandemic, but it is also due to the longer-term uncertainty about the post COVID world due to accelerated shifts in technology, consumer behavior, supply-chains, geo-politics, climate change and the host of other factors.

Monetary policy, since the outbreak of the pandemic, was calibrated to provide a cushion and support to growth, while avoiding the medium term dislocations of excess liquidity. Equity markets have witnessed sharp corrections since the start of the calendar year with the market volatility index rising to a one-year high amidst geopolitical tensions. Currency markets have turned highly volatile in response to these developments, with the US dollar index reaching its highest since June 2020 due to flight to safety. Brent crude prices crossed US\$ 130 per barrel on March 8, 2022 and have hovered in the range of US\$ 100-120 since mid-March 2022, posing

MANAGEMENT DISCUSSION AND ANALYSIS REPORT (Contd.)

the biggest risk to India's economic prospects and putting the global recovery at potential risk. The Bloomberg commodity index spiked by around 10 percent since the war broke out on February 24, 2022 and 52 percent on a year-on-year basis (as on April 5, 2022) as supply concerns exacerbated across commodities. Gold prices crossed US\$ 2,000 per ounce on safe haven demand before some correction. Global food prices were at an all-time high in February 2022 and is expected to harden further in view of potential supply disruptions.

The nationwide rapid vaccination efforts accelerated the recovery of the Indian economy from global pandemic. The immediate effects were observed in the boost in consumer demand and an increase in industry investment levels. Government's policy thrust on quickening virtuous cycle of growth via capital expenditure and infrastructure spending has increased capital formation in the economy. Advance estimates suggest that the Indian economy is expected to witness real GDP expansion of 9 percent in 2021-22 after contraction in 2020-21.

The Company has taken up various projects, which include amongst others, expanding of the existing capacity of Hydroxylamine Sulphate Crystal production at Vadodara Complex. The capacity increase of the Hydroxylamine Sulphate Crystal production is intended to capitalize on the opportunity for a larger market share.

Prices of major Industrial products rebounded sharply after hitting rock bottom during the previous fiscal year. Amongst manufactured goods, some sectors showed strong y-o-y increase, including iron and steel, electronic components and pharmaceuticals while others such as automotive products and telecommunications equipment showed stagnation or decline, reflecting the recent shortage of semiconductors. In terms of sales, prices, and new launches, the Indian real estate industry saw a significant rebound in 2021. Accordingly, the demand in downstream industries using Melamine grew at a higher pace almost throughout the year.

FINANCIAL PERFORMANCE OF THE COMPANY DURING FY 2021-22:

Particulars	Units	2021-22	2020-21	Change	Change in %	Reason For Change
Trade Receivables Turnover	Times	13.70	7.81	5.88	75	The ratio increased because of lower average trade receivables in FY 21-22 and higher turnover.
Inventory Turnover	Times	16.29	12.12	4.17	34	Inventory Turnover ratio improved because of higher sales during FY 21-22.
Interest Coverage Ratio	Times	327.80	20.04	307.76	1535	The ratio increased because of higher EBIDTA and major decrease in borrowings cost YoY.
Current Ratio	Times	3.36	3.46	-0.10	-3	-
Debt Equity Ratio	Times	0.00	0.00	0	0	-
Operating Profit Margin	%	16.59	9.77	6.82	70	Operating profit margin improved because of doubling of EBITDA owing to better market conditions and higher utilization of capacity for Industrial products.
Net Profit Margin	%	9.90	5.57	4.33	78	Net profit ratio improved because of better market conditions and higher utilization of capacity for Industrial products.
Return on Net Worth (ROE)	%	8.56	5.24	3.32	63	Return on equity improved because of higher profit after tax.

INTERNAL CONTROL SYSTEMS AND THEIR ADEQUACY:

There exist a robust and comprehensive system of internal controls in place. The internal auditors of the Company comprehensively carry out their audit and their observations/audit queries are being discussed and debated at length by the Audit Committee. The Audit Committee of the Company also reviews the follow-up actions in respect of the items which did not get close and seek explanation for the open items. The internal control system is so designed that a particular transaction gets filtered at different levels so as to ensure that proper recording of such transaction takes place and no unscrupulous elements get into the system. The Company uses the SAP platform where-in the roles, responsibilities and authorities are well defined and no deviation is allowed without proper management approval.

MANAGEMENT DISCUSSION AND ANALYSIS REPORT (Contd.)

TEN YEARS PRODUCT PERFORMANCE RECORD:

The last 10 years' Product-wise performance years is given below:

Product-wise performance in terms of production and sales for the last ten years is given below:

PARTICULARS	Unit	2021-22	2020-21	2019-20	2018-19	2017-18	2016-17	2015-16	2014-15	2013-14	2012-13
PRODUCTION											
FERTILIZERS	MT	1461910	1908828	1665824	1733957	1678958	1507911	1491741	1385857	1423059	1436535
Ammonium Sulphate	MT	503100	487250	445630	374720	372330	337370	334030	318680	306671	315145
Ammonium Sulphate Phosphate	MT	251330	268730	267140	291940	282360	313860	328430	337930	336340	294600
Di-Ammonium Phosphate	MT	307880	565790	484720	459090	503830	411850	370200	314600	390300	424520
N P K	MT	28870	208730	128120	193150	154220	38340	47650	15460	19520	10280
UREA	MT	362826	370700	332705	405360	361181	406571	411431	399187	370228	391990
CAPROLACTAM	MT	86639	81927	83134	91479	86662	86191	86297	89918	84856	83180
NYLON-6	MT	25623	24455	24296	23887	20215	17421	9885	9400	9751	9659
MELAMINE	MT	52847	38732	29215	14161	15188	14886	15697	14284	14916	14001
ARGON	'000NM3	3294	3325	3116	3574	3319	3549	3581	3611	3334	3458
SALES											
FERTILIZERS*	MT	1504194	1945122	1682171	1598428	1604222	1412044	1434684	1320471	1383154	1395376
Ammonium Sulphate	MT	523891	497430	441335	385952	360555	308214	329778	315926	309843	320007
Ammonium Sulphate Phosphate	MT	264959	299160	249482	293115	262134	299025	290107	334072	334193	335865
Di-Ammonium Phosphate	MT	297765	563510	524410	399309	500999	417820	368874	302666	386585	431238
N P K	MT	46431	214999	141409	184270	130194	35024	46558	14628	25811	3925
UREA	MT	371148	361049	325536	366763	313448	360879	355402	353058	325051	343736
CAPROLACTAM*	MT	60359	58170	58764	65596	63217	63101	66483	68901	65725	64728
NYLON-6	MT	27644	28150	23752	25311	22569	13697	9999	9701	9915	9732
MELAMINE	MT	48452	40173	26234	13953	15298	15341	15096	14283	15378	14166
ARGON	'000NM3	3292	3349	3099	3563	3317	3546	3599	3622	3313	3453

*excluding captive consumption

RISK MANAGEMENT:

Changes in Government policy, currency risk, fluctuation in input prices, increase in NG prices, insufficient availability of natural gas and raw material in the international market will have an impact on Company's profitability.

Market may experience frequent changes in the price of domestic Phosphatic Fertilizers depending upon the cost of production of the manufacturers. The resistance from farming community has impacted demand. With sharp increase in NG price, prices of Phosphatic fertilizers would go up. In the current scenario, good and widely distributed rainfall and timely reimbursement of subsidy by the Govt. of India would be the prime catalysts for the Company to sustain its operations profitably.

In the above likely scenario, the Company is focusing on the efficiency improvement with higher production levels, efficiencies in raw material procurement, increased availability through imports, reduction in marketing & distribution costs, production of various complex grade fertilizers at Sikka and proper product/ segment strategies to maximize the sales to achieve better contribution from its product basket.

To control the financial risks associated with the Foreign Exchange/ Currency rate movements and their impact on raw material prices, the Company has put in place a sophisticated Foreign Exchange Risk Management System. Further the Company has put in place a digital risk management portal under which each identified risk is categorized, monitored and mitigation procedures are devised and implemented so as to minimize them (risks).

RESEARCH AND PROMOTIONAL ACTIVITIES:

Your company has a well-established DSIR approved Research Center established way back in 1977 at Vadodara complex. A team of young scientists continuously works on conceptualization of emerging ideas in the field of fertilizers, industrial products, biotechnology, waste utilization & corrosion & metallurgy. The R&D facilities at Vadodara Unit also includes a demo pilot plant to establish & optimize parameters for scale up of new processes developed at lab scale and to manufacture products in small quantity for initial market seeding.

MANAGEMENT DISCUSSION AND ANALYSIS REPORT (Contd.)

Organic fertilizers are the need of time and an important variant of different grade and kind of fertilizers produced using available natural resources. Appropriate and reasonable combination of chemical and organic fertilizers can significantly redefine the farming. Based on process developed in-house and efforts put in by respective operations group, your company has successfully launched a product named Phosphate Rich Organic Manure (PROM) under the category of organic fertilizers which can be used for all crops at all stages. Urban agriculture is gaining more recognition due to increase in urban population. To address this segment, your company has also launched an in-house developed Urban Sardar Liquid, a Sea weed based Organic Liquid fertilizer for multipurpose applications like flowering, fruits, and vegetable plants, Kitchen gardening & indoor plants.

In today's scenario, bio-fertilizers have emerged as a potential alternative to chemical fertilizers due to their eco-friendly, easy to apply, non-toxic and cost effective nature. Nutrients which are naturally in abundance in the soil or atmosphere are made usable for plants with the help of Bio-fertilizers. Your company has developed a Potash Mobilizing Bacteria – a bio-fertilizer in granular form. This product contains bacteria which convert Potassium present in soil to plant available form in most cost effective manner with sustainable productivity & improved soil health.

To keep up a pace with new technology and development of new generation fertilizers, your company has accelerated research activities for development of Nano Fertilizers with improved Nutrient Use Efficiency and Sea Weed based organic fertilizers to act as plant growth promoters.

In addition to research on new product development, R&D of your company has also played a vital role in offering technical services to plants for trouble free operation by providing inputs for heat treatment, welding, import substitution, MoC selection, Material compatibility study, lube oil analysis by ferrography & corrosion and microbial activity monitoring in cooling towers of all operating plants. During the year, 14 Root Cause Failure Analysis jobs were done which has helped in selection of better MOC and optimization of process parameters to avoid similar failures and reducing down time of plants, while instituting metallography at more than 200 locations on various critical equipment assessment was done for possible damage and to monitor extent of degradation of material of construction due to high temperature/ stress conditions.

Your company, being a responsible organization, is always pledged to support the Government for good cause. Keeping this in mind, Your Company had started RTPCR testing facility with the help of expert's team from Vadodara Medical College and SSG Hospital to support nearby PHCs. The laboratory is in operation at Fertilizernagar since May 2021.

GSFC Agrotech Limited

GSFC AgroTech Ltd., a wholly owned subsidiary of GSFC was established in the year 2012 with the aim of providing single stop solution to the farmers by providing reliable Agri-products at reasonable prices and promoting extension services either directly or in association with Government. Today GATL is one of the pioneers in organized agri-input retail in India and its services are synonymous with innovation and path breaking ventures in the agri-input industry.

GATL manages 285 plus retail outlets across the state of Gujarat and 11 in Rajasthan with a vision to expand its retail chain to other states in the years to come. We take pride in the fact that we are the only agri-input company in India which has deployed trained Agriculture Graduates / Post Graduates to manage its retail outlet.

Your company consider farmer as our partner and are committed to provide an assured supply of comprehensive range of agri-inputs to our customers. We have thus collaborated with leading agri-inputs companies National Seed Corporation, Pioneer, Coromandel International, Indian Potash Limited, Kribhco, Rise N Shine, and the like to ensure the all-round availability of multi brand products at our retail outlets.

Keeping in view the Government's agenda of doubling farmer's income, your company has worked on price rationalization of our products like WSF to offer best quality agri-inputs at most reasonable prices. Product innovation is yet another endeavour at GATL. Keeping in view the best interest of the farmer, soil and environment, we are continuously involved in development and launch of newer products and variants.

With a commitment to serve the farmers, GATL is in constant touch with the latest technology and innovations. State-of-the-art Tissue Culture lab which is certified by DBT (Department of Biotechnology, Government of India) has already developed tissue culture protocols for over 10 varieties of fruits, flowers and commercial crops. GATL has also established itself as a trusted implementation partner with various departments of Government of Gujarat for its farmer welfare schemes.

SAFETY, HEALTH AND ENVIRONMENT:

Safety Management system has been boosted by enhancing control measures during the period under review. Administrative Safety Control is pegged up by introducing permit to Work at a height. Site safety inspections have been enhanced by allotting half day time for visit to sites. Safety checklists have been revisited, revised and updated. Hazard and Operability study has been conducted as per need. Quantitative Risk assessment has been conducted for the entire Vadodara unit as well as Sikka Unit. External Safety Audit was conducted for Vadodara unit during Dec21 - Jan 22 that included audit of sample plants and Departments. Critical activities from safety point of view have been carried out during the period under discussion and it includes the color and/or masonry work on tall structures like Flare towers (Ammonia IV and Caprolactam Expansion Project) and Chimney (Sulphuric Acid – IV plant) – which are more than 70 meters in elevation. The work was carried out with high degree of safety without incurring any man-day loss.

MANAGEMENT DISCUSSION AND ANALYSIS REPORT (Contd.)

Sub-Critical activities, too, have been safely done like Revamping of Cooling Towers of Ammonia IV; Melamine Plants and Caprolactam Expansion Plant etc. Shut down and start-ups have been concluded without any lost time accident. Safety Drives have been carried out in respect of the following areas.

1. Standard Quality Personal Protective Equipments by Employees and Contract workers.
2. Flash back arrestor in Cutting sets and in Gas cylinders
3. Safety while working at a height by way of Tool box talk, Pep talks etc.

COVID related safeguards were taken and it was ensured that guidelines and SOP are followed in totality. Face masks and face shields have been distributed to employees and other stake holders on regular basis. Fire prevention and Emergency management has been maintained in line with expectations.

Training to employees and Contract workers on Safety and Fire prevention have been a regular phenomenon. In all 2880 participants were trained during the year under review.

The safety initiatives and increased surveillance with greater imposition of Control have shown the impact and GSFC Vadodara has crossed 600 safe man days and this is equivalent to 20 Million Safe Man-hours worked.

HUMAN RESOURCES:

Shareholders are requested to refer to point 26 on page no. 29 of the Directors Report which forms part of the Annual Report.

For and on behalf of the Board

Place : Fertilizernagar
Date : 22/08/2022

Sd/-
Pankaj Kumar, IAS
Chairman

CAUTIONARY STATEMENT:

Some of the statements made in this "Management Discussion & Analysis Report" regarding the economic and financial conditions and the results of operations of the Company, the Company's objectives, expectations and predictions may be futuristic within the meaning of applicable laws/regulations. These statements are based on assumptions and expectations of events that may or may not materialize in the future.

The Company does not guarantee that the assumptions and expectations are accurate and/or will materialize. The Company does not assume responsibility to publicly amend, modify or revise the statements made therein nor does it assume any liability for them. Actual performance may vary substantially from those expressed in the foregoing statements. The investors' are, therefore, cautioned and are requested to take considered decisions with respect to these matters.

Data sources : Websites of (1) Ministry of Finance, Department of Economic Affairs, (2) Ministry of Fertilizers & Chemicals, Department of Fertilizers, Govt. of India, (3) Central Statistical Bulletin, (4) FAI, New Delhi, (5) Economic Survey- 2021-22, (6) Fertilizer Market Bulletins and (7) Ministry of Agriculture & Farmers' Welfare, Gol. (7) Union Budget 2021-22 (8) India Meteorological Department (IMD), Government of India,(9) Press Information Bureau (PIB) etc.

CORPORATE GOVERNANCE REPORT

THE PHILOSOPHY

Corporate governance is about commitment to values and ethical business conduct by an organization. This includes its corporate and other structures, its culture, policies and the manner in which it deals with various stakeholders. Timely and accurate disclosure of information regarding the financial position, performance, ownership and governance of the company is an integral part of corporate governance. This enhances public understanding of the structure, activities and policies of an organization. Consequently, the organization is able to attract and retain investors and enhance their trust and confidence.

We believe that sound corporate governance practice is critical for enhancing investors' trust and seek to attain business goals with integrity. Our Board exercises its fiduciary responsibilities in the real sense of the term. Our disclosures strives to attain the best practices followed. We also endeavor to enhance Stakeholders' value and respect minority rights in all our business decisions with a long term perspective.

Our corporate governance analogy has its roots in the following canons:

1. Satisfying the spirit of law and not just the letter of law.
2. Transparency and maintenance of a high degree of disclosure levels.
3. Make a clear distinction between personal conveniences and corporate resources.
4. Communicating effectively, in a truthful manner, about how the Company is run internally.
5. Comply with the Law of Land.
6. Having a simple and transparent corporate structure driven solely by business needs.
7. Firm belief that Management is the trustee of the shareholders' capital and not the owner.

The Board of Directors ('the Board') is at the core of our corporate governance practice and oversees how the Management serves and protects the long-term interests of all our Stakeholders. We believe that an active, well-informed and independent Board is imperative for ensuring highest standards of corporate governance.

The Company is having an appropriately constituted Board, with each Director bringing in key expertise in their respective professional arena. The Chairman of the Company is a Non-Executive Director and half of the Board consists of Independent Directors. In fact, the Board of GSFCL comprises of entirely non-executive Directors except the Managing Director (MD), who is an Executive Director. Further, during the year under review, the change in category of the Managing Director took place twice, i.e. from non-executive to executive and from executive to non-executive in view of the Government directives.

There is a proactive flow of information to the members of the Board and the Board Committees enabling discharge of fiduciary duties effectively. The Company has full-fledged systems and processes in place for internal controls on all operations, risk management and financial reporting. Providing of a timely and accurate disclosure of all material, operational and financial information to the stakeholders is a practice followed by the Company. The Company confirms to all the mandatory requirements of SEBI (Listing Obligations and Disclosure Requirements) Regulations, 2015.

All the Committees of the Board like Stakeholders Relationship Committee, Finance-cum-Audit Committee, Corporate Social Responsibility Committee, Nomination and Remuneration Committee, Risk Management etc. that are constituted under the Code of Corporate Governance, have been functioning effectively.

The Board of Directors of the Company has formally adopted the Code of Conduct way back at its Meeting held on 28-01-2005, which has subsequently been updated to make them contemporary from time to time. The Code has been made applicable to the Board of Directors and the Senior Officers of the Company, i.e. all the members of the Internal Management Committee of the Company. The Code includes honesty and integrity in all the transactions concerning the Company, conflict of interest, insider trading, protection of assets, communication, duties of independent directors etc. The Code of conduct is also available on the website of the Company at www.gsfclimited.com. The Company firmly believes and accepts that this code of conduct cannot be expected to remain static and therefore, it would need continuous improvisation as per moral, cultural and ethical sense of values encountered by the Company with the passage of time. Needless to mention that the same also continues to get tested and remains compliant from the Regulator point of view.

1 BOARD OF DIRECTORS

COMPOSITION AND CATEGORY OF DIRECTORS :

The strength of the Board of Directors as on 31st March, 2022 was eight; its composition is tabulated below:

Sr. No.	Name of Directors	Category
1	Shri Pankaj Kumar, IAS Chairman (w.e.f. 07.09.2021)	Promoter, Non- Executive Non Independent Non Rotational Director
2	Shri Anil Mukim, IAS Chairman (till 31.08.2021)	Promoter, Non- Executive Non Independent Non Rotational Director
3	Shri Mukesh Puri, IAS Managing Director	Promoter, Executive/ Non-executive Non Independent Non Rotational Director
4	Shri Pankaj Joshi, IAS (till 01.11.2021)	Non Executive,
5	Smt.Sunaina Tomar, IAS (till 14.06.2021)	Non Independent

CORPORATE GOVERNANCE REPORT (Contd.)

6	Smt. Mamta Verma, IAS	(w.e.f.01.07.2021)	Rotational Directors
7	Shri J.P Gupta, IAS	(w. e. f. 14.12.2021)	
8	Shri Tapan Ray		Non Executive Independent Non Rotational Director
9	Prof. Ravindra Dholakia		
10	Smt. Gauri Kumar		
11	Dr. Sudhir Kumar Jain		
12	Smt. Jayaben Thakkar	(till 10.02.2022)	

In all, five meetings of the Board of Directors of the Company were held during the Financial Year 2021-22 as detailed below:

Sr. No.	Dates of Board meeting	Board strength	No. of Directors present
1.	27-05-2021	9	8
2.	11-08-2021	9	9
3.	28-10-2021	9	9
4.	28-01-2022	9	5
5.	30-03-2022	8	8

Note: The gap between the two board meetings never exceeded 120 days.

The details relating to the names and categories of the Directors on the Board, their attendance during FY 2021-22 at the Board Meetings and the 59th Annual General Meeting, their Chairmanship/ Membership in the Committees of other Companies are given below:

Sr. No.	Name	Category	No. of Equity shares of the Company held by him	No. of Meetings attended at the last AGM	No. of other Directorships/ Memberships	No. of Committees in which Chairman/ Member (Including GSFC Ltd.)	Chairman(*)	Member(*)
1	Shri Anil Mukim, IAS Chairman (till 31.08.2021)	Promoter's i.e. GOG Nominee Non-Executive Director	-	2	NA	10	-	-
2	Shri Pankaj Kumar, IAS Chairman (w.e.f. 07.09.2021)	Promoter's i.e. GOG Nominee Non-Executive Director	-	2	Yes	10	-	-
3	Shri Mukesh Puri, IAS Managing Director	Promoter's i.e. GOG Nominee Executive Director	-	5	Yes	5	-	1
4	Shri Pankaj Joshi, IAS (till 01.11.2021)	Non Executive, Non Independent Rotational Director	-	3	Yes	10	-	1
5	Smt. Sunaina Tomar, IAS (till 14.06.2021)	Non Executive, Non Independent Rotational Director	-	0	NA	10	-	1
6	Shri Tapan Ray	Non-Executive/ Independent Director	-	5	No	8	-	2
7	Prof. Ravindra Dholakia	Non-Executive/ Independent Director	-	5	Yes	4	2	2
8	Smt. Gauri Kumar	Non-Executive/ Independent Director	-	4	Yes	5	1	2
9	Dr. Sudhir Kumar Jain	Non-Executive/ Independent Director	-	5	Yes	8	2	3
10	Smt. Jayaben Thakkar (till 10.02.2022)	Non-Executive/ Independent Director	-	4	Yes	2	-	2
11	Smt. Mamta Verma, IAS (w.e.f.01.07.2021)	Non Executive, Non Independent Rotational Director	-	4	Yes	10	1	2

CORPORATE GOVERNANCE REPORT (Contd.)

15 Shri J.P Gupta, IAS (w. e. f. 14.12.2021)	Non Executive, Non Independent Rotational Director	-	1	NA	10	-	1
---	--	---	---	----	----	---	---

(*) In accordance with Clause 26 of SEBI (Listing Obligation and Disclosure Requirement) Regulations, 2015, Membership/ Chairmanship of only the Audit Committee and Stakeholders Relationship Committee of all Public Limited Companies including GSFC as on 31st March 2022 have been considered.

None of the Director is a member in more than ten Committees or is a Chairman in more than five committees, across all Companies in which He/She is a Director.

- Notes: (i) None of the Directors is inter se related to any other Director.
(ii) None of the Directors has any business relationship with the Company.
(iii) None of the Directors received any loans and advances from the Company during the year.
(iv) The Company has not issued any Convertible Instruments during the year

All Directors including independent directors meet with the requirements pertaining to the number of membership on the Board as well as membership/ chairmanship of the Board level Committees.

Details of Directorship in other Listed Entities as on March 31, 2022.

Name of Director	Names of Listed Entity	Category
Shri Pankaj Kumar	Gujarat Alkalies and Chemicals Limited.	Non-executive & Non-Independent
	Gujarat Narmada Valley Fertilizers & Chemicals Ltd.	Non-executive & Non-Independent
	Gujarat State Petronet Limited	Non-executive & Non-Independent
	Gujarat Gas Limited	Non-executive & Non-Independent
Shri Mukesh Puri	Gujarat Narmada Valley Fertilizers & Chemicals Ltd.	Non-executive & Non-Independent
	Gujarat Industries Power Company Limited	Non-executive & Chairman
Shri J P. Gupta	Gujarat Alkalies & Chemicals Limited	Non-executive & Non-Independent
	Gujarat State Petronet Ltd.	Non-executive & Non-Independent
	Gujarat Narmada Valley Fertilizers & Chemicals Ltd.	Non-executive & Non-Independent
Smt. Mamta Verma	Torrent Power Ltd.	Non-executive & Non-Independent
	Gujarat Narmada Valley Fertilizers & Chemicals Ltd	Non-executive & Non-Independent
Shri Tapan Ray	Gujarat State Petronet Ltd.	Non-executive & Independent
	CMS Info Systems Limited	Non-executive & Independent
Prof. Ravindra Dholakia	Adani Transmission Limited	Non-executive & Independent
	Gujarat Industries Power Company Limited	Non-executive & Independent
Dr. Sudhir Kumar Jain	Gujarat State Petronet Limited	Non-executive & Independent
Smt. Gauri Kumar	Gujarat Mineral Development Corporation Limited	Non-executive & Independent
	Gujarat Narmada Valley Fertilizers & Chemicals Limited	Non-executive & Independent

The brief profile of directors forming part of Annual Report gives an insight into the education, expertise, skills and experience of directors, thus bringing in diversity to the Board's perspective. In terms of the requirement of the Listing Regulations, the Board has identified the core skills/ expertise/ competencies of the Board in the context of the Company's business for effective functioning and as available with the Board. These are as follows:

CORPORATE GOVERNANCE REPORT (Contd.)

Name of Director Management	Financial Practices	Governance Practices	Corporate Strategy	Business Management	General
Shri Pankaj Kumar	✓	✓	✓	✓	✓
Shri Mukesh Puri	✓	✓	✓	✓	✓
Smt. Mamta Verma	✓	✓	✓	✓	✓
Shri J. P. Gupta	✓	✓	✓	✓	✓
Shri Tapan Ray	✓	✓	✓	✓	✓
Prof. Ravindra Dholakia	✓	✓	✓	✓	✓
Dr. Sudhir Kumar Jain	✓	✓	✓	✓	✓
Smt. Gauri Kumar	✓	✓	✓	✓	✓

☞ **Disclosure regarding appointment/ re-appointment of Directors:**

Shri Pankaj Kumar, IAS has been appointed as Chairman w. e. f. 07.09.2021 in place of Shri Anil Mukim, IAS (till 31.08.2021).

Smt. Mamta Verma, IAS has been appointed w.e.f.01.07.2021 as a rotational director in place of Smt. Sunaina Tomer, IAS (till 14.06.2021) and Shri J. P. Gupta, IAS has been appointed w. e.f. 14.12.2021 as rotational director in place of Shri Pankaj Joshi, IAS, (till 01.11.2021). Smt. Mamta Verma, IAS shall be liable to retire by rotational at the ensuing Annual General meeting and has offered herself for re-appointment.

The Board may kindly note that Smt. Jayaben Thakkar, Independent Director (Woman) of the Company has tendered her resignation with effective from 10/02/2022 due to personal commitments and other pre-occupations.

Shri Tapan Ray, Smt. Gauri Kumar, Prof. Ravindra Dholakia, Dr. Sudhir Kumar Jain, independent directors have submitted declarations that they meet the criteria of Independence as provided under section 149 (6) of the Companies Act, 2013 read with Rule 6 of the Companies (Appointment and Qualification of Directors) Rules, 2014, as amended, the names of all the Independent Directors of the Company have been included in the data bank maintained by the Indian Institute of Corporate Affairs.

The brief resume of Directors under appointment/ re-appointment at 60th Annual General Meeting is annexed to the Notice convening the 60th Annual General Meeting, which forms the integral part of this Annual Report.

A Certificate has been obtained from the Company Secretary in practice, confirming that none of the directors on the Board of Directors of the Company have been debarred or disqualified from being appointed or continuing as director of Companies by the Securities and Exchange Board of India, Ministry of Corporate Affairs or any such other statutory authorities. The Certificate of Shri Niraj Trivedi forms part of this report.

☞ **Code of Conduct:**

The Company has laid down a Code of Conduct for all its Board Members and Senior Management Personnel to avoid any conflict of interest. The confirmation of adherence to the Code of Conduct for the Financial Year 2021-22 in the form of declaration is received from all the Directors and Members in the Senior Management of the Company, to whom such code is applicable.

The Board of Directors has noted the adherence to the code of conduct. The Code of Conduct of the Company is available on the Company's web-site viz.

<https://www.gsfcilimited.com/companys-act-listing-agreement>

Availability of Information to the Board of Directors:

The Board of Directors of the Company is apprised of all the relevant and significant information and developments pertaining to the Company's business and this facilitates them to take timely corporate decisions. The comprehensive management reporting systems are in place which encompass preparation and reporting of operating results by units or say divisions, other business developments etc. Their reviews are being carried out by senior management and the Board at its Meeting/s.

The Board of Directors has complete access to all the information that is within the Company. At the meetings of the Board, the senior executives and if required, even functional Managers, who can provide insight into the agenda items, are being invited.

All the mandatory information that is required to be placed before the Board of Directors and as required under SEBI (Listing Obligations & Disclosure Requirements) Regulations, 2015 are being placed before the Board of Directors should the occasion arise.

Apart from the matters that require mandatory Board approval, following matters are also put up for information to the Board, as and when the occasions arise:

1. Annual operating plans and budgets and any updates.

CORPORATE GOVERNANCE REPORT (Contd.)

2. Capital budgets and any updates.
3. Quarterly results for the company and its operating divisions or business segments.
4. Minutes of meetings of audit committee and other committees of the board.
5. The information on recruitment and remuneration of senior officers just below the board level, including appointment or removal of Chief Financial Officer and the Company Secretary.
6. Show cause, demand, prosecution notices and penalty notices which are materially important.
7. Fatal or serious accidents, dangerous occurrences, any material effluent or pollution problems.
8. Any material default in financial obligations to and by the company, or substantial non-payment for goods sold by the company.
9. Any issue, which involves possible public or product liability claims of substantial nature, including any judgement or order which, may have passed strictures on the conduct of the company or taken an adverse view regarding another enterprise that can have negative implications on the company.
10. Details of any joint venture or collaboration agreement.
11. Transactions that involve substantial payment towards goodwill, brand equity, or intellectual property.
12. Significant labour problems and their proposed solutions. Any significant development in Human Resources/ Industrial Relations front like signing of wage agreement, implementation of Voluntary Retirement Scheme etc.
13. Sale of material nature, of investments, subsidiaries, assets, which is not in normal course of business.
14. Quarterly details of foreign exchange exposures and the steps taken by management to limit the risks of adverse exchange rate movement, if material.
15. Non-compliance of any regulatory, statutory or listing requirements and shareholders service such as non-payment of dividend, delay in share transfer etc.

A quarterly Certificate of Compliance with all the applicable laws to the Company is being placed before the Board at its every meeting.

MANAGERIAL REMUNERATION

Remuneration to the Non-executive Directors:

Directors (except Managing Director - Executive Director) are paid sitting fees for attending Board/ Committee Meetings and no commission/ share of profit is paid to them. The details of sitting fees paid to them for attending Board/ Committee Meetings during the year are as follows:

(Amount in Rupees)

Name	Sitting Fees
Shri Anil Mukim, IAS	*35,000
Shri Pankaj Kumar, IAS	*35000
Shri Tapan Ray	2,80,000
Prof. Ravindra Dholakia	2,80,000
Smt. Gauri Kumar	3,32,500
Dr. Sudhir Kumar Jain	2,97,500
Smt. Mamta Verma, IAS	*1,22,500
Shri J. P. Gupta, IAS	*87,500
Shri Pankaj Joshi, IAS	*1,22,500
Smt. Jayaben Thakkar	2,62,500

(*) Deposited in the Govt. Treasury.

The Company pays sitting fee @ Rs.17, 500/- per meeting to the Directors. No sitting fee however is being paid to Managing Director.

Remuneration to the Executive Director:

Managing Director-

The Managing Director of the Company is appointed from amongst the Directors nominated by the Government of Gujarat, who is a Senior Officer of Indian Administrative Service (IAS Cadre). He is being paid the remuneration applicable to his scale in the Government and in line with the terms & conditions prescribed by the Govt. of Gujarat. The remuneration to the Whole Time Director and other Non-Executive Directors of the Company, if any, is decided by the Board upon recommendation by the Nomination & Remuneration Committee. The details of the remuneration paid to the Directors during the financial year 2021-22 are as under:

CORPORATE GOVERNANCE REPORT (Contd.)

Name of MD	Salary & Perquisites
Shri Mukesh Puri, IAS Managing Director	Rs. 9,28,858

The Company currently does not have any Stock Option Plan in place. All the Directors have been reimbursed expenses if incurred by them in discharge of their duties. There are no payments made to a Director in his individual capacity or to his relatives, and should there be an instance of such payment, the same would have been appropriately disclosed. However, none of these Directors has any material pecuniary relationship or transactions with the Company, its promoters, its Directors, its senior management or its holding Company, its subsidiaries and associates which may affect their independence. The Company has not entered into any materially significant transaction with Promoters, Directors or their relatives or its management or subsidiary that may have potential conflict with the interests of the Company.

COMMITTEES OF THE BOARD:

2 AUDIT COMMITTEE:

The Finance-cum-Audit Committee presently comprises of four Directors and majority of them are Independent and all are Non-Executive Directors. All the members of the Committee have wide knowledge and experience in the field of Corporate Finance and Accounts. The Committee is governed by a charter which is in line with the regulatory requirements mandated by the Companies Act, 2013 and Regulation 18 of SEBI (Listing Obligation & Disclosure Requirements), Regulations, 2015.

The Company has systems and procedures in place to ensure that the Audit Committee mandatorily reviews:

1. Management discussion and analysis of financial condition and results of operations.
2. Statement of significant related party transactions (as defined by the Audit Committee), submitted by the Management.
3. Management letters / letters of internal control weaknesses issued by the statutory auditors.
4. Internal audit reports relating to internal control weaknesses.
5. The appointment, removal and terms of remuneration of the Chief Internal Auditor.

The terms of reference of this Committee include matters specified in the Companies Act, 2013, Rules and Listing regulations and those specified by the Board in writing. Besides having access to all required information within the Company, the Committee may investigate any activity within its terms of reference, seek information from any employee, secure attendance of outsiders with relevant expertise, obtain legal or other professional advice from external sources, whenever required.

The Committee acts as a link amongst the Management, Auditors and the Board of Directors. The Audit Committee shall act in accordance with the terms of reference which shall, inter alia, include:

1. Oversight of the Company's financial reporting process and the disclosure of its financial information to ensure that the financial statement is correct, sufficient and credible;
2. Recommendation for appointment, remuneration and terms of appointment of auditors of the Company;
3. Approval of payment to statutory auditors for any other services rendered by the statutory auditors;
4. Reviewing, with the Management, the annual financial statements and auditor's report thereon before submission to the Board for approval, with particular reference to:
 - a) Matters, required to be included in the Director's Responsibility Statement.
 - b) Changes, if any, in accounting policies and practices and reasons for the same.
 - c) Major accounting entries involving estimates based on the exercise of judgment by Management.
 - d) Significant adjustments made in the financial statements arising out of audit findings.
 - e) Compliance with listing and other legal requirements relating to financial statement.
 - f) Disclosure of any related party transactions.
 - g) Qualifications in the draft audit report.
5. Reviewing, with the Management, the quarterly financial statements before submission to the Board for approval;
6. Reviewing, with the Management, the statement of uses / application of funds raised through an issue (public issue, rights issue, preferential issue, etc.), the statement of funds utilised for purposes other than those stated in the offer document/ prospectus/ notice and the report submitted by the monitoring agency monitoring the utilisation of proceeds of a public or rights issue, and making appropriate recommendations to the Board to take up steps in this matter;
7. Review and monitor the auditor's independence and performance and effectiveness of audit process;
8. Approval or any subsequent modification of transactions of the Company with related parties;
9. Scrutiny of inter-corporate loans and investments;
10. Valuation of undertakings or assets of the Company, wherever it is necessary;
11. Evaluation of internal financial controls and risk management systems;
12. Reviewing, with the Management, performance of statutory and internal auditors, adequacy of the internal control systems;

CORPORATE GOVERNANCE REPORT (Contd.)

13. Reviewing the adequacy of internal audit function, if any, including the structure of the internal audit department, staffing and seniority of the official heading the department, reporting structure coverage and frequency of internal audit;
14. Discussion with internal auditors of any significant findings and follow up thereon;
15. Reviewing the findings of any internal investigations by the internal auditors into matters where there is suspected fraud or irregularity or a failure of internal control systems of a material nature and reporting the matter to the Board;
16. Discussion with statutory auditors before the audit commences, about the nature and scope of audit as well as post-audit discussion to ascertain any area of concern;
17. To look into the reasons for substantial defaults in the payment to the depositors, debenture holders, shareholders (in case of non-payment of declared dividends) and creditors;
18. To review the functioning of the Vigil/Whistle Blower Mechanism;
19. Approval of appointment of CFO (i.e., the whole-time Finance Director or any other person heading the finance function or discharging that function) after assessing the qualifications, experience and background, etc. of the candidate;
20. Carrying out any other function as is included in the terms of reference of the Audit Committee.
21. Reviewing the utilization of loans and/ or advances from/ investment by the holding company in the subsidiary exceeding rupees 100 Crore or 10% of the asset size of the subsidiary, whichever is lower including existing loans/ advances/ investments existing as on 31.03.2022

During the Financial Year 2021-22, five meetings of Finance-cum-Audit Committee were held i.e. on 26-05-2021, 06-08-2021, 27-10-2021, 27-01-2022 and 24-03-2022. The Composition of the Audit Committee and the attendance details are as under:

Sr. No.	Name of the Member	Category	No. of meetings held during the tenure of Directors	No. of meetings attended
1	Prof. Ravindra Dholakia(Chairman of the Committee)	IndependentNon-Executive	5	5
2	Smt. Gauri Kumar	IndependentNon-Executive	5	5
3	Shri Pankaj Joshi, IAS(till 01.11.2021)	Non-IndependentNon-Executive	3	3
4	Shri J. P. Gupta, IAS(w. e. f. 14.12.2021)	Non-IndependentNon-Executive	2	2
5	Shri Tapan Ray(w. e. f. 14.02.2022)	IndependentNon-Executive	1	1
6	Smt. Jayaben Thakkar(till 10.02.2022)	IndependentNon-Executive	4	4

The Finance-cum-Audit Committee meetings are usually attended by the Head of Finance Dept. Managing Director is also invited to attend the meetings as a Special Invitee. The Internal Auditors, Statutory Auditors, Cost Auditors and Branch Auditors are invited to attend the meetings as and when required. The Company Secretary acts as Secretary to the Committee.

Prof. Ravindra Dholakia, Chairman of the Finance-cum-Audit Committee remained present at the last i.e. 59th Annual General Meeting held on 27.09.2021.

3 STAKEHOLDERS RELATIONSHIP COMMITTEE

Pursuant to provisions of Section 178(5) of the Companies Act, 2013 and Listing Regulations, Stakeholders Relationship Committee of the Board comprises of Dr. Sudhir Kumar Jain, Chairman of the Committee, Shri Tapan Ray (w. e. f. 14.02.2022) in place of Smt. Jayaben Thakkar, (till 10.02.2022) Shri Mukesh Puri, Managing Director as on 31.03.2022. Shri V V Vachhrajani, Company Secretary & Sr. Vice President (Legal & IR) is the Compliance Officer for complying with requirements of Securities Laws and Listing Regulations with Stock Exchanges.

During the FY 2021-22, four meetings of the Committee were held i.e. on 25-05-2021, 10-08-2021, 26-10-2021, and 25-01-2022. The details of Committee members and their attendance at the Committee meetings during the Financial Year 2020-21 are furnished below:

Sr. No	Name of the Members	No. of meetings held during the tenure of Directors	No. of Meetings Attended
1	Dr. Sudhir Kumar Jain	4	4
2	Smt. Jayaben Thakkar (till 10.02.2022)	4	4
3	Shri Mukesh Puri, IAS, Managing Director	4	4
4	Shri Tapan Ray (w.e.f.14.02.2022)	-	-

As a measure of good Corporate Governance and accepting the shareholders as its esteemed customers, the Company has well designed Investors' Grievance Redressal System. The average time taken for the grievance redressal is very less and the Committee monitors the investors' grievance redressal periodically. On the date of this report there are no complaints pending, which need redressal from Company's side. Also there are no cases of share transfers pending except those which are under sellers' notice/court cases under injunction order etc.

CORPORATE GOVERNANCE REPORT (Contd.)

With a view to facilitating and ensuring timely transfer, transmission, transposition etc., the Board of Directors has delegated the authority in favor of the Company Secretary/ Dy. Company Secretary upto **5000 shares of Rs. 2/- each** per transfer request and the authority for approval of more than **5000 shares of Rs. 2/- each** per transfer request has been delegated to the Managing Director.

The report on various issues concerning the shareholders such as issue of share certificates, redressal of shareholders' complaints etc. is being periodically placed before the Committee.

The jurisdiction/terms of reference of the Committee encompass the following areas:

- Timely transfer of Shares and Debentures.
- Dematerialization and/or Rematerialization of shares.
- Transmission of Shares/ Deletion of Name in case of death of the shareholder/s.
- Issue of duplicate shares/debentures Certificates in case of lost / misplaced/ torn/ mutilated ones.
- Timely redressal of complaints pertaining to non-receipt of dividends, interests on debentures, redemption amount of Non Convertible Debentures / Partly Convertible Debentures redeemed etc.
- Any other related issue/s.
- Resolving the grievances of the security holders of the listed entity including complaints related to transfer/transmission of shares, non-receipt of annual report, non-receipt of declared dividends, issue of new/duplicate certificates, general meetings etc.
- Review of measures taken for effective exercise of voting rights by shareholders.
- Review of adherence to the service standards adopted by the listed entity in respect of various services being rendered by the Registrar & Share Transfer Agent.
- Review of the various measures and initiatives taken by the listed entity for reducing the quantum of unclaimed dividends and ensuring timely receipt of dividend warrants/annual reports/statutory notices by the shareholders of the company.

All the shares received for Transfer/ Transmission/ Transposition/ Split/ Consolidation etc. are processed and dispatched within the period not exceeding fifteen days and a half-yearly Certificate from a Practicing Company Secretary to that effect is being obtained pursuant to Listing Regulations.

The following table highlights the details of the complaints received during the F.Y. 2021-22 and their status as on date. It is further reported that as on 31-03-2022, there are no outstanding complaints pertaining to and received during the F.Y. 2021-22:

(a) No. of complaints received from Shareholders/ Investors during the financial year 2021-2022.	38
(b) No. of complaints not redressed to the satisfaction of shareholders / investors.	Nil
(c) No. of applications received for transfers/ transmissions /transposition/deletion of shares during the financial year 2021-22. (IEPF 1112 TM cases)	1258
(d) No. of pending requests for share transfers, transmissions and transposition of shares as on 31-03-2022.	Nil

As mandated by SEBI, the Quarterly Reconciliation of share capital Audit, highlighting the reconciliation of total admitted capital with National Securities Depository Limited (NSDL) and Central Depository Services (India) Limited (CDSL) vis-a-vis the total issued and listed capital is being carried out by the Practicing Company Secretary. This Audit confirms that the total issued and paid up capital is in agreement with the total number of shares in physical form and the total number of dematerialized shares held with the two depositories viz. the NSDL and CDSL.

As on 31st March, 2022 total 39, 10, 02,248 Equity Shares of Rs. 2/- each representing 98.12% of the total no. of Shares were dematerialized.

4 CORPORATE SOCIAL RESPONSIBILITY COMMITTEE:

Pursuant to provisions of Section 135 of the Companies Act, 2013, Corporate Social Responsibility Committee of the Board consists of following members as on 31.03.2022:

- Shri Mukesh Puri- Chairman of the Committee, Non-Independent & Executive Director
- Dr. Sudhir Jain -Member- Independent & Non-Executive Director
- Shri Tapan Ray - Member- Independent & Non-Executive Director
- Shri J. P. Gupta (w.e.f. 14.12.2021) - Member- Non-Independent, Non-Executive Director
- Smt. Jayaben Thakkar (till 10.02.2022)-Member- Independent & Non-Executive Director
- Shri Pankaj Joshi – (till 01.11.2021) Member- Non-Independent, Non-Executive Director

During the year 2021-22, one meeting was held on 23.03.2022. The details of CSR Activities in the prescribed format forms the part of Directors' Report to shareholders.

CORPORATE GOVERNANCE REPORT (Contd.)

5 NOMINATION AND REMUNERATION COMMITTEE:

Pursuant to provisions of Section 178 of the Companies Act, 2013 read with Listing Regulation, 'Nomination and Remuneration Committee' of the Board consists of following members as on 31.03.2022:

- (1) Smt. Gauri Kumar, Chairman of the Committee- Non Independent & Non executive Director,
- (2) Dr. Sudhir Kumar Jain, Member- Non Independent & Non executive Director
- (3) Shri Tapan Ray- Member- Non Independent & Non executive Director
- (4) Smt. Sunaina Tomar- Member- Non Independent & Non executive Director (till 14.06.2021)
- (5) Smt. Mamta Verma- Member- Non Independent & Non executive Director (w.e.f.01.07.2021)

Shri Mukesh Puri, IAS Managing Director, is invited to attend the meetings as a Special Invitee.

During the FY 2021-22, four meetings of the Committee were held i.e. on 21-05-2021, 09-08-2021, 17-12-2021 and 29-03-2022. The details of Committee members and their attendance at the Committee meetings during the Financial Year 2021-22 are furnished below:

Sr. No.	Name of the Members	No. of meetings held during the tenure of Directors	No. of Meetings Attended
1.	Smt. Gauri Kumar	4	4
2	Dr. Sudhir Kumar Jain	4	4
3	Shri Tapan Ray	4	4
4	Smt. Sunaina Tomar, (till 14.06.2021)	1	0
5	Smt. Mamta Verma, (w.e.f.01.07.2021)	3	1

Besides having access to all required information within the Company, the Committee may investigate any activity within its terms of reference, seek information from any employee, secure attendance of outsiders with relevant expertise, or obtain legal or other professional advice from external sources, whenever required. The Committee acts as a link amongst the Management and the Board of Directors. The Committee shall act in accordance with the terms of reference which shall, inter alia, include:

- i. Formulation of the criteria for determining qualifications, positive attributes and independence of a Director and recommend to the Board a policy, relating to the remuneration of the Directors, key managerial personnel and other employees;
- ii. Formulation of criteria for evaluation of Independent Directors and the Board;
- iii. Devising a policy on Board diversity;
- iv. Identifying persons who are qualified to become Directors and who may be appointed in Senior Management in accordance with the criteria laid down, and recommend to the Board their appointment and removal;
- v. Evaluation of every Director's performance.
- vi. Recommend to the board, all remuneration, in whatever form, payable to senior management.

The Policy on Nomination & Remuneration cum Board Diversity as approved is available at the website of the Company at <https://www.gsflimited.com/companys-act-listing-agreement>

➤ **Criteria for Nomination as per Nomination and Remuneration Policy:**

The Committee shall follow the procedure mentioned below for appointment of Director, Independent Director, KMP and Senior Management Personnel and recommend their appointments to the Board.

- The Committee shall consider the ethical standards of integrity and probity, qualification, expertise and experience of the person for appointment as Director, KMP or at Senior Management level and accordingly recommend to the Board his / her appointment.
- The Company should ensure that the person so appointed as Director/ Independent Director/ KMP/ Senior Management Personnel shall not be disqualified under the Act, rules made there under, Listing Agreement or any other enactment for the time being in force.
- In case of the appointment of Independent Director, Independent Director should comply with the additional criteria of his / her independence as prescribed under the Act, rules framed there under and the Listing Agreement. For selection of Independent Director, the Company may use the data bank containing names, addresses and qualifications of persons who are eligible and willing to act as independent directors, maintained by anybody, institute or association, as may be notified by the Central Government, having expertise in creation and maintenance of such data bank.
- The Director/ Independent Director/ KMP/ Senior Management Personnel shall be appointed as per the procedure laid down under the provisions of the Companies Act, 2013, rules made there under, Listing Agreement or any other enactment for the time being in force.

I. REMUNERATION:

The Committee will recommend the remuneration to be paid to the Managing Director, Whole-time Director, KMP and Senior Management Personnel to the Board for their approval. The Committee shall ensure that:

- The level and composition of remuneration so determined shall be reasonable and sufficient to attract, retain and motivate Directors, Key Managerial Personnel and Senior Management of the quality required to run the company successfully;
- The relationship of remuneration to performance is clear and meets appropriate performance benchmarks; and
- Remuneration to Directors, KMP and Senior Management Personnel involves a balance between fixed and incentive pay reflecting short and long-term performance objectives appropriate to the working of the company and its goals.

A. Managing Director/ Whole-time Director(s):

Besides the above criteria, the Remuneration/ compensation/ commission etc to be paid to Managing Director, Whole-time Director(s) etc shall be governed as per provisions of the Act read with Schedule V and rules made there under or any other enactment for the time being in force.

B. Non-Executive Independent Directors:

The Non-Executive Independent Directors may receive remuneration by way of sitting fees for attending meetings of Board or Committee thereof, reimbursement of expenses for participation in the Board and other meetings and profit related commission if so decided and approved by the Board/ Shareholders as per the provisions of the Act.

Provided that the amount of such fees shall not exceed the amount as prescribed under the Act read with the rules made there under or any other enactment for the time being in force. Further, independent director shall not be entitled to any stock option.

The Non-Executive Independent Directors may be paid remuneration for services rendered in any other capacity, like to serve as a member of Selection Committee for recruitment of Senior Management Personnel and/or any other specific assignment given by the Company from time to time. The remuneration paid for such services shall be subject to provisions of the Act and approval of the Nomination-cum-Remuneration Committee.

Provided that the payment of remuneration for services rendered by any such Director in other capacity shall not be included in the overall ceiling prescribed under the Act read with Schedule V and rules made there under, if –

- (a) The services rendered are of a professional nature; and
- (b) In the opinion of the Committee, the director possesses the requisite qualification for the practice of the profession.

C. KMPs/ Senior Management Personnel etc.:

The Remuneration to be paid to KMPs/ Senior Management Personnel shall be based on the experience, qualification and expertise of the related personnel and governed by the limits, if any, prescribed under the Companies Act, 2013 and rules made there under or any other enactment for the time being in force.

The requisite information as required in terms of provisions of Section 197 of the Companies Act, 2013 read with Rule 5 of Companies Rules, 2014 are mentioned below:

- a. The ratio of the remuneration of each director to the median remuneration of the employees of the company for the financial year;
Submission: Not applicable, as the Directors are not paid any salary.
- b. The percentage increase in remuneration of each director, Chief Financial Officer, Chief Executive Officer, Company Secretary or Manager, if any, in the financial year;
Submission: 5% for Grade II, 6% for Grade IC & ID and 7% for Grade IB and above rise in basic pay of all officers in the company in the financial year.
- c. The percentage increase in the median remuneration of employees in the financial year;
Submission: 5% for Grade II, 6% for Grade IC & ID and 7% for Grade IB and above rise in basic pay of all officers in the company in the financial year.
- d. The number of permanent employees on the rolls of company;
Submission: 2877 permanent employees are on the rolls of the company. (i.e. Vadodara Unit as on 31/03/2022)
- e. Average percentile increase already made in the salaries of employees other than the managerial personnel in the last financial year and its comparison with the percentile increase in the managerial remuneration and justification thereof and point out if there are any exceptional circumstances for increase in the managerial remuneration;
Submission: 5% for Grade II, 6% for Grade IC & ID and 7% for Grade IB and above rise in basic pay of all officers in the company in the financial year.
- f. Affirmation that the remuneration is as per the remuneration policy of the company.
Submission: Yes

CORPORATE GOVERNANCE REPORT (Contd.)

The details as required under Section 197 read with Rule 5(3) of Companies (Payment and Remuneration of Managerial Personnel) Rules, 2014 is provided below and records thereof are also available for inspection at the Registered Office of the Company on any working day during business hours. All the below mentioned employees are permanent employees and none of them are holding any equity shares of the Company and also that none of them are relative of the Directors.

SN	Name	Position & Department	Date Of Joining	Date Of Birth	Qualification	Age	Exp Yrs.	Prev. Exp
1	Bimal Bhupatbhai Bhayani	ED(OP-I) - Project Department	28/01/1986	19/09/1962	B.E. Chemical Engg	58	35	
2	Vishvesh Vyomesh Vachhrajani	CS & SVP(L) - Secretarial & Legal Department	01/10/2013	01/10/1969	B. com. , CO. Secretary, L.L.B.	51	7	22
3	Vishvesh Dineshchandra Nanavaty	ED (Finance) & CFO - Finance Department	21/03/2002	13/05/1964	B. COM. Adv. Accountancy, ICWA Costing, A. C.A. Adv. Accountancy, Comp Secr., Taxation	57	19	13
4	Surendra Prasad Yadav	ED(Agri Business) - Marketing (Fertilizers - HO)	31/03/2014	01/06/1962	M.SC. Agronomy , M.B.A. Marketing	58	7	27
5	Parikh Harish Jekishandas	SVP(PLM) Plant Maintenance	01/04/1987	23/09/1962	B.E. Mechanical, P.G.Busi.Admnt.	59	35	
6	Varma Sanjeev Vedprakash	SR VP (AB), Marketing (Fertilizers - HO)	28/08/1992	18/09/1968	B.E. Electronics , M.B.A. Finance Mgt	53	29	
7	Parikh Sandeep Jashvantray	SVP (U&EC), U&EC	16/12/1986	23/03/1963	B.E. Chemical	59	35	
8	Bhatt Samir Prabodhchandra	SVP(OP-II) Operation-II	24/12/1989	10/11/1962	B.E. Chemical	59	32	
9	Chirag Kirtikumar Mehta	VP(SU) - SU-Gen ADM Dept.	16/12/1986	12/07/1963	B.E. chemical	57	34	
10	Patel Gopal Ambalal	VP (Mech-PG/MEL-III & W/S) Phosphatic Group Maintenance	11/04/1988	01/09/1962	B.E. Mechanical	59	34	

If employed throughout the financial year, was in receipt of remuneration for that year which, in the aggregate, was not less than one crore and two Lakh rupees.

Submission: Nil

If employed for a part of the financial year, was in receipt of remuneration for any part of that year, at a rate which, in the aggregate, was not less than eight Lakh fifty thousand rupees per month.

Submission: Nil

If employed throughout the financial year or part thereof, was in receipt of remuneration in that year which, in the aggregate, or as the case may be, at a rate which, in the aggregate, is in excess of that drawn by the managing director or whole-time director or manager and holds by himself or along with his spouse and dependent children, not less than two percent of the equity shares of the company.

Submission: Number of employees received remuneration in excess of that drawn by the managing director, in the aggregate -Nil

➤ **Performance evaluation:**

Pursuant to the provisions of the Companies Act, 2013 and the Listing Agreement, the Board has carried out the annual performance evaluation of its own performance, the directors individually as well as the evaluation of its committees. The performance evaluation of the Independent directors was carried out by the entire board. The performance evaluation of the chairman and the non independent directors was carried out by the independent directors.

6 RISK MANAGEMENT COMMITTEE:

Business Risk and Management is an ongoing process within the organization. The Company has a risk management framework to identify, monitor and minimize risks as also identify business opportunities.

Within its overall scope as aforesaid, the Committee shall review risks trends, exposure, potential impact analysis and mitigation plan. The Board has voluntarily constituted the Risk Management Committee which have delegated the monitoring and reviewing of the risk management plan to the Committee and such other functions as it may deem fit.

The Objective and scope of the Risk Management Committee broadly comprises:

- Oversight of risk management performed by the executive management;
- Reviewing the BRM policy and framework in line with local legal requirements and SEBI guidelines;
- Reviewing risks and evaluate treatment including initiating mitigation and reporting of risks.

CORPORATE GOVERNANCE REPORT (Contd.)

Effective from 01-04-2019 the recommendations of the Kotak Committee have become applicable to the Company and accordingly, the Company should have a policy on Risk Management including Cyber Security in place and at the same time it is also to be decided by the Board about the periodicity of reporting on the Risk Management and Cyber Security. The Policy on Risk Management was approved by the Board of Directors upon recommendation by the Risk Management Committee.

As mandated by SEBI (Listing Obligations and Disclosure Requirements) Regulations, 2015 during the year 2021-22, two meetings of Risk Management Committee were held on 06.08.2021 and 25.01.2022. Further there is no gap of more than 180 days between the two meetings of the Risk Management Committee.

The details of Committee members and their attendance at the Committee meetings during the Financial Year 2020-21 are furnished below:

Sr. No.	Name of the Members	No. of meetings held during the tenure of Directors	No. of Meetings Attended
1	Shri Mukesh Puri, IAS Managing Director Chairman of the Committee	2	2
2	Prof. Ravindra Dholakia	2	2
3	Smt. Gauri Kumar	2	2
4	Shri Pankaj Joshi, IAS (till 01.11.2021)	1	1
5	Smt. Jayaben Thakkar (till 10.02.2022)	2	2
6	Shri J. P. Gupta, IAS (w. e. f. 14.12.2021)	1	1
7	Shri Tapan Ray (w. e. f. 14.02.2022)	-	-

The risk document containing Key and Non-Key risks including way forward for mitigation thereof, as approved by the Risk Management Committee, is also reviewed by the Audit Committee and the Board of Directors periodically.

7 GENERAL BODY MEETINGS

☞ Date & Venue of the last three Annual General Meetings :

Meetings Particular	59th AGM	58th AGM	57th AGM
Date	September 27, 2021	September 30, 2020	September 27, 2019
Start Timing	03:30 PM	10:30 AM	03:30 PM
Venue	Through Video Conferencing ("VC") / other Audio Visual Means ("OAVM").		Cultural Center Auditorium situated at Fertilizernagar-391750, Dist.Vadodara (Registered Office of the Company)

- No 'Extraordinary General Meeting' was held during the last three years.
- No postal ballot was conducted in aforesaid meetings.
- At the forthcoming 'Annual General Meeting' there is no item on the agenda requiring postal ballot.

8 DISCLOSURES

There are no materially significant related party transactions made by the Company with its Promoters, Directors, or Management, their subsidiaries or relatives etc. which may have potential conflict with the interest of the Company at large. An adequate disclosure regarding related party transactions is contained in the Annual Accounts of the Company in Note No. 39 which forms a part of this Annual Report.

There are no non compliance by the Company, penalties, strictures imposed on the Company by Stock Exchanges or SEBI or any statutory authority on any matter related to capital markets, during the last three years.

The Company complies with all the mandatory requirements of the Regulation 17 to 27 & Clause (b) to (i) of Sub-regulation (2) of Regulation 46 of SEBI (Listing Obligations and Disclosure Requirements) Regulations, 2015 on Code of Corporate Governance. The Board of Directors has approved the Code of Conduct and Ethics for the Directors and the Senior Management of the Company.

☞ CEO CERTIFICATION:

The Managing Director (CEO) of the Company has certified the compliance of Code of Conduct in respect of the Financial Year 2021-22 by the Board Members & Senior Management and the said certificate forms part of this report.

Statutory Compliance of all applicable Laws is being made by the Company and is reported to the Board in its every meeting. Further in preparation of the financial statements, all those Accounting Standards that are applicable have been complied with by the Company.

CORPORATE GOVERNANCE REPORT (Contd.)

☞ Vigil mechanism:

The Company has a vigil mechanism policy to deal with instances of fraud and mismanagement, if any. The said policy is placed on the website of the company at web link:

<https://www.gsfclimited.com/companys-act-listing-agreement>

The Company has in place an anti harassment policy in line with the requirements of the Act. Internal Complaint Committee is set up to redress complaints received regularly and are monitored by women supervisors who directly reports to the Managing Director. All employees (permanent, contractual, temporary, trainees) are covered under the policy. There were no complaints received from any employee during the financial year 2021-22 and hence no complaints is outstanding as on 31.03.2022 for redressal. No personnel were denied access to the Audit Committee of the Company.

☞ Board Training and induction:

At the time of appointing an independent director, a formal letter of appointment is given to them, which inter alia explains the role, functions, duties and responsibilities expected of him as a director of the company. The Director is also explained in detail the compliances required from him under the Companies Act, 2013 as well as SEBI (Listing Obligations and Disclosure Requirements) Regulations, 2015 and other relevant regulations and his affirmation taken with respect to the same.

By way of introduction to the Company, the Director is presented with a book of product profile, its history and growth trajectory ever since its inception, Companies Promoted and other relevant information. Further, with a view to familiarize the new director with the Company's operations, the director is also given a CD of corporate film explaining the organizational set up of the Company, Company's market share and shareholding pattern of the Company, its investments etc.

The newly appointed directors are provided with the comprehensive kit giving the complete insight about the Company and its field of operations, including the compliance requirements as required in terms of the Companies Act, 2013 as well as SEBI (Listing Obligations and Disclosure Requirements) Regulations, 2015. In terms of the SEBI (LODR) Schedule V of SEBI ((Listing Obligations and Disclosure Requirements) Regulations, 2015, the details of familiarization programmes imparted to Independent Directors are available at following link.

<https://www.gsfclimited.com/companys-act-listing-agreement>

☞ Independent Directors' Meeting

During the year under review, the Independent Directors met on 25.09.2021, inter alia, to discuss:

- Evaluation of the performance of non-independent directors and the Board as a whole;
- Evaluation of the performance of the Chairman of the Company, taking into account the views of the executive and non-executive directors.
- Evaluation of quality, content and timeliness of flow of information between the management and the board that is necessary for the Board to effectively and reasonably perform its duties.

The familiarisation programme in line with the provisions of the Companies Act, 2013 and SEBI (Listing Obligations and Disclosure Requirements) Regulations, 2015.

☞ Subsidiary Company (GSFC Agrotech Limited):

The Company does not have any material subsidiary whose net worth exceeds 10% of the consolidated net worth of the holding company in the immediately preceding accounting year or has generated 10% of the consolidated income of the company during the previous financial year. Accordingly, the policy on material subsidiaries has not been formulated.

The Audited Annual Financial Statements of subsidiary company was tabled at Audit Committee and Board Meetings. The Board periodically takes note of the minutes of the meetings of the subsidiary company.

The following are the policies/details that are required to be placed on the Company's website as required under the provisions of the Companies Act, 2013 and Listing Regulations. The following web-link can be clicked/ used to access those policies/details;

<https://www.gsfclimited.com/companys-act-listing-agreement>

1. [Vigil Mechanism/Whistle Blower Policy](#)
2. [Terms of Appointment of Independent Director](#)
3. [Policy for Evaluation of Board Performance](#)
4. [Nomination & Remuneration -cum-Board Diversity Policy](#)
5. [Code of Conduct](#)
6. [Corporate Social Responsibilities \(CSR\) Policy](#)
7. [Policy on materiality of Related Party Transactions and dealing with Related Party Transactions](#)
8. [Code of conduct – SEBI \(Prohibition of Insider Trading\) Regulations, 2015](#)
9. [Familiarization programme of Independent Directors](#)

CORPORATE GOVERNANCE REPORT (Contd.)

10. 60th AGM e-voting process & Book Closure Notice
11. Notice of 60th Annual General Meeting
12. Authority to KMP to determine materiality of event
13. List of GSFC committees
14. Policy on determining materiality of event or information
15. Policy on preservation of documents
16. Stock Exchange Submission File
17. Press Clippings'
18. Dividend Distribution Policy
19. Risk Management Policy

9 MEANS OF COMMUNICATION:

Apart from furnishing the copies of the Unaudited Quarterly & Half Yearly Results and Audited Annual results to all the Stock Exchanges where the shares of the Company are listed, the Company also publishes the results in leading English newspaper and vernacular language newspaper viz. Business Standard all Editions and Vadodara Edition of Sandesh/ Divaya Bhaskar/ Gujarat Samachar.

The Company's financial results are timely sent to the Stock Exchanges so that they are available on their website. The financial results of the Company and other information pertaining to the Company are available on the Company's website www.gsfclimited.com. The Company also supplies copies of its financial results to the investors free of cost, if requested for, and simultaneously they are also available on the Company's website. The Management Discussion & Analysis Report shall form as a part of the Directors' Report to shareholders.

The Company has voluntarily adopted the procedure of getting the Compliance of Code on Corporate Governance audited on quarterly basis besides annually as required under Listing Regulations and a Certificate to that effect together with the quarterly compliance report has been submitted to Stock Exchange(s) as follows:

Report for the quarter ended	Date of submission to Stock Exchange(s)
30-06-2021	10-07-2021
30-09-2021	14-10-2021
31-12-2021	08-01-2022
31-03-2022	14-04-2022

As required by the Listing Regulations, the Company has designated an email account specifically for investor service and the same is displayed on the website of the Company. Investors may lodge their complaints at: vishvesh@gsfc ltd.com.

10 GENERAL SHAREHOLDER INFORMATION

a) Annual General Meeting:

As is indicated in the Notice convening the 60th Annual General Meeting of the Company will be held on 27th day of September, 2022 at 11:30 AM. through video conferencing.

b) Financial Calendar:

The Financial Year of the Company is from 1st April to 31st March. The tentative financial calendar is given below:

Unaudited Results for Quarter ending June 30, 2022	Latest by 14 th August, 2022
Unaudited Results for Quarter ending September 30, 2022	Latest by 14 th November, 2022
Unaudited Results for Quarter ending December 31, 2022	Latest by 14 th February, 2023
Audited Results for Quarter/ Year ending March 31, 2023	Latest by 30 th May, 2023

c) Book Closure Date:

The Register of Members of the Company shall remain closed from 13th September, 2022 to 27th September, 2022. (Both days inclusive).

d) Dividend payment date:

Dividend shall be paid on and after 3rd October, 2022.

CORPORATE GOVERNANCE REPORT (Contd.)

e) (I) Listing of Equity Shares:

The Equity Shares of the Company are listed on the following stock exchanges:

Sr. No.	Name & Address of the Exchange	Scrip Code
01	BSE Limited 1st Floor, New Trading Ring Rotunda Bldg., P.J. Towers, Dalal Street Fort, MUMBAI - 400 001	500690
02	National Stock Exchange of India Limited 'Exchange Plaza', C/1, Block G Bandra-Kurla Complex Bandra (East), MUMBAI - 400 051	GSFC – EQ

An application for delisting of Equity Shares from Calcutta Stock Exchange (CSE) has been made to CSE and their approval is yet not received. The Annual Listing Fees in respect of BSE Limited and National Stock Exchange of India Limited for the F.Y. 2021-22 has been paid by the Company.

(ii) Demat ISIN No. in NSDL & CDSL for Equity shares: INE026A01025.

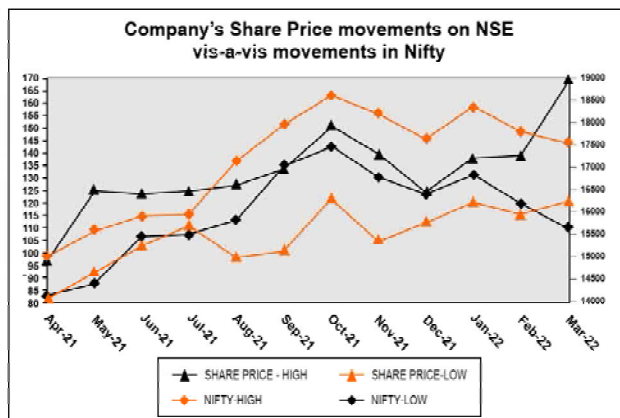
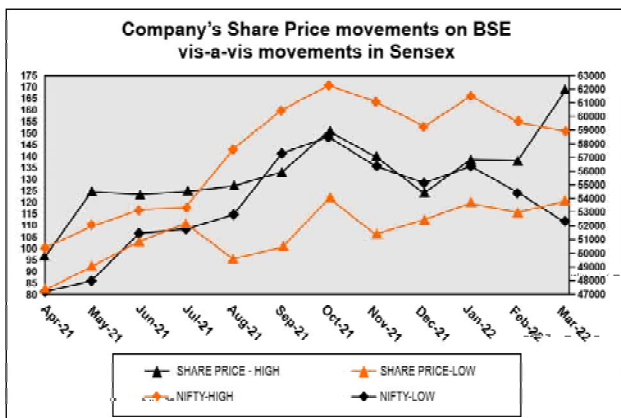
(iii) Corporate Identification Number (CIN): L99999GJ1962PLC001121.

(iv) Stock Market Data:-

High - Low share price performance in comparison to broad-based indices – BSE Sensex and NSE Nifty:

Month & year	BSE				NSE			
	Sensex		GSFC's Share Price (₹)		Nifty		GSFC's Share Price (₹)	
	High	Low	High	Low	High	Low	High	Low
Apr-21	50375.77	47204.50	96.75	81.95	15044.35	14151.40	96.80	81.75
May-21	52013.22	48028.07	124.70	92.55	15606.35	14416.25	125.00	92.30
Jun-21	53126.73	51450.58	123.50	103.00	15915.65	15450.90	123.50	103.10
Jul-21	53290.81	51802.73	124.80	110.90	15962.25	15513.45	124.80	110.80
Aug-21	57625.26	52804.08	127.10	95.05	17153.50	15834.65	127.15	98.10
Sep-21	60412.32	57263.90	133.15	100.85	17947.65	17055.05	133.65	100.80
Oct-21	62245.43	58551.14	150.75	121.80	18604.45	17452.90	150.75	121.65
Nov-21	61036.56	56382.93	139.55	105.65	18210.15	16782.40	139.55	105.00
Dec-21	59203.37	55132.68	124.35	112.30	17639.50	16410.20	124.40	112.25
Jan-22	61475.15	56409.63	138.55	120.00	18350.95	16836.80	138.70	120.40
Feb-22	59618.51	54383.20	138.75	115.50	17794.60	16203.25	138.80	115.40
Mar-22	58890.92	52260.82	169.15	121.00	17559.80	15671.45	169.25	120.95

The graphical presentations shall be presented at the time of printing of annual report which will depict the movement of monthly high/ low share prices of the Company's Shares on BSE and NSE vis-à-vis the movements in the Sensex and Nifty during the period from April 2021 to March 2022.



CORPORATE GOVERNANCE REPORT (Contd.)

(f) Share Transfer System and Registrars & Share Transfer Agents of the Company:

The entire share transfer process, physical as well as dematerialized, is being handled by the Company's Registrar and Transfer Agents viz. **Link Intime India Pvt. Ltd., situated at B – 102 & 103, Shangrila Complex, First Floor, Opp. HDFC Bank, Near Radhakrishna Char Rasta, Akota, Vadodara – 390 020.** Share Transfer in physical form can be lodged either with the Registrars & Transfer Agents **OR** at the Registered Office of the Company. Share Transfer requests received are attended within a fortnight. All requests for de-materialization / re-materialization of shares are processed and confirmation is sent to the depositories by the Registrars & Share Transfer Agents of the Company generally within 10 days from the date of the receipt thereof.

The Company's representatives regularly visit the office of the Registrar and Share Transfer Agents to monitor, supervise and ensure that there are no unusual delays or lapses in the system.

(g) Distribution of Shareholding as on 31st March, 2022:

Pattern of Shareholding (Category wise):

Category	No. of Shares	% to Total Capital
Promoter: Gujarat State Investments Limited	15,07,99,905	37.84
Public Financial Institutions, Insurance Companies & Mutual Fund	2,66,65,580	6.69
Companies & Banks	12,84,81,508	32.25
Individuals, Co-operative Societies & Co-operative Banks	9,25,30,537	23.22
Total	39,84,77,530	100.00

Pattern of Shareholding (Shareholding wise):

Category (No. of Shares) From To	No. of Shareholders	%	No. of Shares	%
Upto 500 Shares	127455	84.57	15708741	3.94
501 - 1000	10758	7.14	8669100	2.18
1001 - 2000	6061	4.02	9196762	2.31
2001 - 3000	2145	1.42	5469769	1.37
3001 - 4000	958	0.64	3463744	0.87
4001 - 5000	904	0.60	4293384	1.08
5001 - 10000	1233	0.82	9203326	2.31
10001 and above	1190	0.79	342472704	85.94
Total		100.00	398477530	

(h) Unclaimed Shares:

The Company has transferred the Unclaimed/Undelivered Equity Shares in terms of Schedule VI of the SEBI (LODR) Regulations 2015 into "Demat Suspense Account" opened for the purpose pursuant to SEBI Circular dated 16-12-2010. The details of Unclaimed/Undelivered Shares in the "Demat Suspense Account as on 31st March, 2022 is as follows:-

Sr. No.	Description	No. of Shareholder/s	No. of Shares
i)	Aggregate number of shareholding and the outstanding shares in the Unclaimed Suspense Account at the beginning of the year, i.e. April 1, 2021.	199	17255
ii)	Number of shareholders who approached the Company for transfer of shares from the Unclaimed Suspense Account during the year 2021-2022.	-	-
iii)	Number of Shareholders to whom shares were transferred from the Unclaimed Suspense Account during the year 2021-2022.	-	-
iv)	Number of Shareholders whose shares were transferred from the Unclaimed Suspense Account to the IEPF Authority during the year 2021-2022	09	410
v)	Aggregate number of shareholders and the outstanding shares lying in the Unclaimed Suspense Account at the end of the year i.e. March 31, 2022.	190	16845

The Voting rights in respect of the said shares will be frozen.

- No pledge has been created over the Equity Shares held by the Promoters as on March 31, 2022.
- 98.12% of the Equity Shares have been dematerialized till 31/03/2022. The Company's Equity Shares are to be compulsorily dealt in dematerialized form since 26/06/2000 and the ISIN no. of the Company's Equity Share is **INE026A01025**.

CORPORATE GOVERNANCE REPORT (Contd.)

- The Company has paid the Annual Custody Charges to National Securities Depository Limited (NSDL) and Central Depository Services (India) Ltd. (CDSL) for the year 2022-23.
- Dividend @ **2.50 per share of Rs. 2/- each** has been recommended by the Board of Directors on the Equity Shares which shall be paid/ distributed on or after 03rd October, 2022 upon its approval by the Shareholders in the ensuing 60th Annual General Meeting.
- The Company has paid Rs.21.63 lakhs as total audit fees for all services by the statutory auditor in terms of Schedule V(C)-10(k) of SEBI LODR.
- The Company has not raised funds raised through preferential allotment or qualified institutions placement, therefore, disclosure in terms of Regulation 32 (7A)- read with Schedule V(C)-10(h) is not applicable to the Company;
- The Company has obtained as a certificate from Shri Niraj Trivedi, Practicing Company Secretary to the effect that none of the directors on the board of the company have been debarred or disqualified from being appointed or continuing as directors of companies by the Board / Ministry of Corporate Affairs or any such statutory authority in terms of Schedule V(E) of SEBI LODR;
- The Board has accepted all the recommendations of all its committees, during the financial year in terms of Schedule V(C)-9(n) of SEBI LODR.
- The Company is not currently involved in commodity hedging activity.

➤ **Unit-wise Plant locations :**

The Company's Units are located as follows:

Baroda Unit	Fertilizernagar – 391 750, Dist. Vadodara.
Polymers Unit	Nandesari GIDC, Dist. Vadodara.
Fibre Unit	Kuwarda, Dist. Surat.
Sikka Unit	Moti Khawdi, Dist. Jamnagar

(i) **Address for Correspondence:**

The shareholders may send their communications at the registered office of the Company at the following address:

Company Secretary & Sr. Vice President (Legal)

Gujarat State Fertilizers & Chemicals Limited, Fertilizernagar - 391750, Dist. Vadodara

Tel Nos. 0265-2242451/2242651/2242751, Fax Nos.0265-2240966/2240119

Email: vishvesh@gsfcltd.com. Website: www.gsfclimited.com

Or

Registrars & Transfer Agents for Equity Shares of the Company:

R&T Name & Address: **Link Intime India Pvt. Limited**, B-102 & 103, Shangrila Complex, First Floor, Opp. HDFC Bank, Near Radhakrishna Char Rasta, Akota, Vadodara - 390 020.

Tel No: +91 265 2356573/2356794 E-mail id: vadodara@linkintime.co.in

Website: www.linkintime.co.in

R&T HO Address: Link Intime India Pvt Limited, C-101, 247 Park, L.B.S. Marg, Vikhroli (West),

Mumbai – 400 083, Tel No : +91 22 49186270

(j) **List of all credit ratings obtained by the Company during the Financial Year 2021-22**

Credit Rating	Issuing Agency	Facilities
CARE AA+	CARE Ratings	Long Term Bank Facilities
IND AA+	India Ratings & Research	Long Term Bank Facilities
CARE A1+	CARE Ratings	Short Term Bank Facilities
IND A1+	India Ratings & Research	Short Term Bank Facilities

Sub: Affirmation of compliance with the Code of Conduct by all Board Members &

Sr. Management of the Company for the Financial Year 2021-22.

Based on the confirmations received from Board Members & Members of Sr. Management of the Company, I hereby affirm that all the Board Members & Members of Sr. Management of the Company have complied with the Code of Conduct as approved by the Board of Directors of the Company for the Financial Year 2021-22.

Date : 22nd July, 2022
Place : Fertilizernagar.

Sd/-
Shri Mukesh Puri,
Managing Director

CORPORATE GOVERNANCE REPORT (Contd.)

CERTIFICATE OF NON-DISQUALIFICATION OF DIRECTORS (Pursuant to the Regulation 34 (3) and Schedule V Para C Clause (10) (i) of the SEBI (Listing Obligations and Disclosure Requirements) Regulations, 2015)

To,
The Members of
GUJARAT STATE FERTILIZERS & CHEMICALS LIMITED
(CIN: L99999GJ1962PLC001121)
P. O. Fertilizernagar,
Vadodara – 391 750.

I have examined the relevant registers, records, forms, returns and disclosures received from the Directors of Gujarat State Fertilizers & Chemicals Limited, having CIN: L99999GJ192PLC001121 and having Registered Office situated at P.O. Fertilizernagar, Vadodara – 391 750 (Hereinafter referred to as 'the Company'), produced before me by the Company for the purpose of issuing this Certificate, in accordance with the Regulation 34(3) read with Schedule V Para C Clause 10(i) of the Securities Exchange Board of India (Listing Obligations and Disclosure Requirements) Regulations, 2015.

In my opinion and to the best of my information and according to the verifications (Including Directors Identification Number (DIN) status at the portal www.mca.gov.in) as considered necessary and explanations furnished to me by the Company and its officers and considering the relaxations granted by the Ministry of Corporate Affairs and Securities and Exchange Board of India warranted due to the spread of the COVID – 19 pandemic, I hereby certify that none of the Directors on the Board of the Company as stated below for the Financial Year ending on 31st March, 2022, has been debarred or disqualified from being appointed or continuing as the Director of the Company, by Securities and Exchange Board of India (SEBI), Ministry of Corporate Affairs (MCA) or any such other Statutory Authority:-

Sr. No.	Name of the Directors	DIN	Date of Appointment*
1	Pankaj Trishuldhari Kumar	00267528	07/09/2021
2	Mamta Verma	01854315	01/07/2021
3	Jagdish Prasad Gupta	01952821	14/12/2021
4	Mukesh Gulshanrai Puri	03582870	06/12/2020
5	Ravindra Harshadrai Dholakia	00069396	02/09/2020
6	Tapan Ray	00728682	02/09/2020
7	Gauri Kumar	01585999	02/09/2020
8	Sudhir Kumar Jain	03646016	02/09/2020

* The date of appointment is as per the MCA Portal.

Ensuring the eligibility for the appointment / continuity of every Director on the Board is the responsibility of the management of the Company. Our responsibility is to express an opinion on these based on our verification. This certificate is neither an assurance as to the future viability of the Company nor of the efficiency or effectiveness with which the management has conducted the affairs of the Company.

DATE : 22ND JULY, 2022
PLACE : VADODARA

SIGNATURE : Sd/-
NAME OF PCS : NIRAJ TRIVEDI
FCS : 3844
C. P. NO. : 3123
UDIN : F003844D000667540

CORPORATE GOVERNANCE REPORT (Contd.)

CORPORATE GOVERNANCE CERTIFICATE

For the Financial Year ended March 31, 2022

[pursuant to Schedule V - Part E of SEBI (Listing Obligations and Disclosure Requirements) Regulation, 2015]

To the Members

Gujarat State Fertilizers & Chemicals Limited

We have examined the compliance of the conditions of Corporate Governance by GUJARAT STATE FERTILIZERS & CHEMICALS LIMITED ("Company") for the Financial Year ended March 31, 2022 ("review period"), as per the relevant provisions of Securities and Exchange Board of India (Listing Obligations and Disclosure Requirements) Regulations, 2015 ("Listing Regulations").

The Compliance of conditions of Corporate Governance is the responsibility of the Company's Management. Our examination was limited to the procedures and implementation thereof, adopted by the Company for ensuring the compliance of the conditions of Governance. It is neither an audit nor an expression of an opinion on the financial statement of the Company.

In our opinion and to the best of our information and according to the explanations given to us, we certify that the Company has complied with the conditions of Corporate Governance as stipulated in the above-mentioned Listing Regulations.

We state that in respect of investor grievances received during the period under review, no such grievance is pending against the Company, as per the records maintained by the Company and presented to the Stakeholders Relationship Committee.

We further state that such compliance is neither an assurance as to the future viability of the Company nor the efficiency or effectiveness with which the Management has conducted the affairs of the Company.

Sd/-

Suresh Kumar Kabra

Partner

Samdani Kabra & Asso.

Company Secretaries

ACS No 9711; CP No. 9927

UDIN: A009711D000628274

ICSI PR No. 884/2020

Place : Vadodara

Date : July 22, 2022

FINANCIAL HIGHLIGHTS OF TEN YEARS

PARTICULARS	2021-22	2020-21	2019-20	2018-19	2017-18	2016-17	2015-16	2014-15	2013-14	2012-13
OPERATING RESULTS (₹ in Crores)										
GROSS INCOME	9178	7683	7730	8679	6404	5477	6326	5563	5671	6486
GROSS PROFIT	1483	690	297	791	610	478	694	675	640	900
DEPRECIATION	178	176	170	126	119	103	97	101	145	132
EXCEPTIONAL ITEMS	0	0	0	0	0	-	-	-	-	-
PROFIT/(LOSS) BEFORE TAX	1305	513	127	665	491	375	597	574	495	768
TAX	414	96	28	171	15	-45	188	173	153	250
PROFIT/(LOSS) AFTER TAX	891	418	99	494	476	420	409	401	342	518
DIVIDEND	100	88	48	88	88	88	88	88	80	80
DIVIDEND TAX	0	0	0	18	18	18	18	18	13	13
AMOUNT PER SHARE (RUPEES)*										
SALES	226	188	191	215	158	137	159	134	136	157
EARNING	22	10	2	12	12	11	10	10	9	13
CASH EARNING	29	17	7	17	14	11	12	13	12	16
EQUITY DIVIDEND	2.5	2.2	1.2	2.2	2.2	2.2	2.2	2.2	2	2
BOOK VALUE	293	229	171	182	182	165	122	112	107	99
MARKET PRICE:										
HIGH	169	107	111	138	166	132	91	125	63	91
LOW	82	36	30	86	113	64	57	53	44	55

* Per share figures are based on face value of Rs. 2/- per share.

Figure from 2015-16 are as per IND AS

Independent Auditors' Report

TO THE MEMBERS OF GUJARAT STATE FERTILIZERS & CHEMICALS LIMITED

Report on the Audit of the Standalone Financial Statements

Auditor's Opinion

We have audited the accompanying standalone financial statements of **Gujarat State Fertilizers & Chemicals Limited** ("the Company"), which comprise the balance sheet as at 31st March 2022, and the statement of Profit and Loss (including Other Comprehensive income), statement of changes in equity and statement of cash flows for the year then ended, on that date and notes to the financial statements, including a summary of significant accounting policies and other explanatory information (hereinafter referred to as "standalone financial statements").

In our opinion and to the best of our information and according to the explanations given to us, the aforesaid standalone financial statements give the information required by the Companies Act, 2013 ("the Act") Act in the manner so required and give a true and fair view in conformity with the Indian Accounting Standards prescribed under section 133 of the Act read with the Companies (Indian Accounting Standards) Rules, 2015, as amended, ("Ind As") and other accounting principles generally accepted in India, of the state of affairs of the Company as at March 31, 2022, profit, total comprehensive Income, changes in equity and its cash flows for the year ended on that date.

Basis for Opinion

We conducted our audit in accordance with the Standards on Auditing (SAs) specified under section 143(10) of the Companies Act, 2013. Our responsibilities under those Standards are further described in the Auditor's Responsibilities for the Audit of the Financial Statements section of our report. We are independent of the Company in accordance with the Code of Ethics issued by the Institute of Chartered Accountants of India (ICAI) together with the independence requirements that are relevant to our audit of the standalone financial statements under the provisions of the Act and the Rules thereunder, and we have fulfilled our other ethical responsibilities in accordance with these requirements and the ICAI's Code of Ethics. We believe that the audit evidence we have obtained is sufficient and appropriate to provide a basis for our audit opinion on the standalone financial statements.

Key Audit Matters

Key audit matters are those matters that, in our professional judgment, were of most significance in our audit of the standalone financial statements of the current period. These matters were addressed in the context of our audit of the standalone financial statements as a whole, and in forming our opinion thereon, and we do not provide a separate opinion on these matters. We have determined the matters described below to be the key audit matters to be communicated in our report.

Key Audit Matter	Auditor's Response
<p><u>Evaluation of uncertain tax positions:</u></p> <p>The Group has material uncertain tax positions for liability of ₹ 21,875.95 Lakhs including matters under dispute which involves significant judgment to determine the possible outcome of these disputes. Refer Notes 38 to the Consolidated Financial Statements.</p>	<p><u>Principal Audit Procedures</u></p> <p>We evaluated the related accounting policy for provisioning for tax exposures. We have obtained details of completed tax assessments and demands upto the year ended March 31, 2022 from management. We evaluated auditee's response / opinion taken from various tax experts by auditee to challenge the underlying assumptions in estimating the tax provision and the possible outcome of the disputes. We also considered legal precedence and other rulings in evaluating management's position on these uncertain tax positions. Additionally, we considered the effect of new information in respect of uncertain tax positions as at March 31, 2022 to evaluate whether any change was required to management's position on these uncertainties. We evaluated the adequacy of disclosures in the financial statements.</p> <p>Based on the above procedures performed, the results of management's assessment were considered to be consistent with the outcome of our procedures.</p>

Independent Auditors' Report (Contd...)

Key Audit Matter	Auditor's Response
<p><i>Impairment of property, plant and equipment:</i></p> <p>Group has discontinued its operations at Fiber & Polymer unit due to non-viability of its products. Carrying Value of the assets of the Fiber & Polymer unit as on 31st March 2022 works out to ₹ 5,290.36 Lakhs & ₹ 150.16 Lakhs respectively. We have considered this issue to be a key audit matter because the analysis performed by management requires the use of complex estimates and judgments regarding the future earnings performances \ recoverable amount of the CGUs to which the aforementioned assets belong.</p>	<p><u>Principal Audit Procedures</u></p> <p>We evaluated the management's various viable proposals, impairment calculations, assessing the net recoverable value of the CGU used in the models, and the process by which they were drawn up, including comparing them to the latest circle rates of the Land, and testing the underlying calculations.</p> <p>Based on our audit procedures, we found management's assessment in determining the carrying value of the property, plant and equipment of Fiber and Polymer unit to be reasonable. Refer Notes 49(i) to the Consolidated Financial Statements.</p>
<p><i>Assessment of implications of Government policies/notifications on recognition of subsidy revenue and its recoverability:</i></p> <p>During the year, Group has recognised subsidy revenue amounting to ₹ 3,26,033.42 Lakhs and the aggregate amount of subsidy receivable as at March 31, 2022 is ₹ 67,586.64 Lakhs. The amount of subsidy income and the balance receivable are significant to the Financial Statements.</p> <p>We focused on this area since the recognition of subsidy revenue and the assessment of recoverability of the related subsidy receivables is subject to significant judgements of the management. The areas of subjectivity and judgement include interpretation and satisfaction of conditions specified in the notifications / policies in the estimation of timing and amount of recognition of subsidy revenue, likelihood of recoverability and allowance if any in relation to the outstanding subsidy receivables.</p>	<p><u>Principal Audit Procedures</u></p> <ul style="list-style-type: none"> • We understood and evaluated the design and tested the operating effectiveness of controls as established by management in recognition of subsidy revenue and assessment of the recoverability of outstanding subsidy. • We evaluated the management's assessment regarding reasonable certainty of complying with the relevant conditions as specified in the notifications / policies. We also reviewed the calculation of urea concession income including escalation / de-escalation adjustments as per relevant policy parameters in this regard. • We assessed the reasonableness of the recoverability of subsidy receivable by reviewing the management's analysis and information used to determine the recoverability of subsidy receivable, ageing of receivables and historical collection trends and evaluated adequacy of disclosures in the Consolidated Financial Statements. <p>Based on the above procedures performed, the management's assessment of implications of government notifications / policies on recognition of subsidy revenue and its recoverability was considered to be reasonable.</p>
<p><i>Accuracy of recognition, measurement, presentation and disclosures of revenues and other related balances in view of adoption of Ind AS 115 "Revenue from Contracts with Customers":</i></p> <p>Group primarily manufactures and sells a number of fertilizer and chemical products to its customers, mainly through its own distribution network. Sales contracts specifically w.r.t Bill and Hold transaction contains constructive obligation for transfer of control to the buyer. As per the terms of the contract with the customers, Group use to recognize the sale based on the invoicing and considering the transfer of control and other criteria set out in para B81 of Ind AS 115. Refer Notes 46 to the Consolidated Financial Statements.</p>	<p><u>Principal Audit Procedures</u></p> <p>Our audit procedure focused on transactions occurring within proximity of the year end in the Fertilizer segment, obtaining evidence to support the appropriate timing of revenue recognition based on terms and conditions set out in sales contracts, delivery documents and dealers' confirmation.</p> <p>Based on the above procedures performed, we found management's assessment in recognizing the revenue for Bill & Hold transactions are to be reasonable.</p>

Independent Auditors' Report (Contd...)

Information Other than the Financial Statements and Auditor's Report Thereon

The Company's Board of Directors is responsible for the other information. The other information comprises the information included in the Board's Report and Annexure to Board's Report, but does not include the financial statements and our auditor's report thereon. The other information is expected to be made available to us after the date of this auditor's report thereon.

Our opinion on the financial statements does not cover the other information and we do not express any form of assurance conclusion thereon.

In connection with our audit of the financial statements, our responsibility is to read the other information identified above when it becomes available and, in doing so, consider whether the other information is materially inconsistent with the financial statements or our knowledge obtained in the audit, or otherwise appears to be materially misstated

Management's Responsibility for the Standalone Financial Statement

The Company's Board of Directors is responsible for the matters stated in section 134(5) of the Act, with respect to the preparation of these standalone financial statements that give a true and fair view of the financial position, financial performance, total comprehensive income, changes in equity and cash flows of the Company in accordance with the accounting principles generally accepted in India. This responsibility also includes maintenance of adequate accounting records in accordance with the provisions of the Act for safeguarding of the assets of the Company and for preventing and detecting frauds and other irregularities; selection and application of appropriate accounting policies; making judgments and estimates that are reasonable and prudent; and design, implementation and maintenance of adequate internal financial controls, that were operating effectively for ensuring the accuracy and completeness of the accounting records, relevant to the preparation and presentation of the financial statements that give a true and fair view and are free from material misstatement, whether due to fraud or error.

In preparing the financial statements, management is responsible for assessing the Company's ability to continue as a going concern, disclosing, as applicable, matters related to going concern and using the going concern basis of accounting unless management either intends to liquidate the Company or to cease operations, or has no realistic alternative but to do so.

Those Board of Directors are also responsible for overseeing the Company's financial reporting process.

Auditor's Responsibilities for the Audit of the Financial Statements

Our objectives are to obtain reasonable assurance about whether the financial statements as a whole are free from material misstatement, whether due to fraud or error, and to issue an auditor's report that includes our opinion. Reasonable assurance is a high level of assurance, but is not a guarantee that an audit conducted in accordance with SAs will always detect a material misstatement when it exists. Misstatements can arise from fraud or error and are considered material if, individually or in the aggregate, they could reasonably be expected to influence the economic decisions of users taken on the basis of these financial statements.

As part of an audit in accordance with SAs, we exercise professional judgment and maintain professional scepticism throughout the audit. We also:

- Identify and assess the risks of material misstatement of the financial statements, whether due to fraud or error, design and perform audit procedures responsive to those risks, and obtain audit evidence that is sufficient and appropriate to provide a basis for our opinion. The risk of not detecting a material misstatement resulting from fraud is higher than for one resulting from error, as fraud may involve collusion, forgery, intentional omissions, misrepresentations, or the override of internal control.
- Obtain an understanding of internal control relevant to the audit in order to design audit procedures that are appropriate in the circumstances. Under section 143(3)(i) of the Act, we are also responsible for expressing our opinion on whether the company has adequate internal financial controls system in place and the operating effectiveness of such controls.
- Evaluate the appropriateness of accounting policies used and the reasonableness of accounting estimates and related disclosures made by management.
- Conclude on the appropriateness of management's use of the going concern basis of accounting and, based on the audit evidence obtained, whether a material uncertainty exists related to events or conditions that may cast significant doubt on the Company's ability to continue as a going concern. If we conclude that a material

Independent Auditors' Report (Contd...)

uncertainty exists, we are required to draw attention in our auditor's report to the related disclosures in the financial statements or, if such disclosures are inadequate, to modify our opinion. Our conclusions are based on the audit evidence obtained up to the date of our auditor's report. However, future events or conditions may cause the Company to cease to continue as a going concern.

- Evaluate the overall presentation, structure and content of the financial statements, including the disclosures, and whether the financial statements represent the underlying transactions and events in a manner that achieves fair presentation.

We communicate with those charged with governance regarding, among other matters, the planned scope and timing of the audit and significant audit findings, including any significant deficiencies in internal control that we identify during our audit.

We also provide those charged with governance with a statement that we have complied with relevant ethical requirements regarding independence, and to communicate with them all relationships and other matters that may reasonably be thought to bear on our independence, and where applicable, related safeguards.

Report on Other Legal and Regulatory Requirements

1. As required by the Companies (Auditor's Report) Order, 2020 ("the Order"), issued by the Central Government of India in terms of sub-section (11) of section 143 of the Act, we give in the "**Annexure A**", a statement on the matters specified in paragraphs 3 and 4 of the Order, to the extent applicable.
2. As required by Section 143(3) of the Act, we report that:
 - (a) We have sought and obtained all the information and explanations which to the best of our knowledge and belief were necessary for the purposes of our audit.
 - (b) In our opinion, proper books of account as required by law have been kept by the Company so far as it appears from our examination of those books.
 - (c) The Balance Sheet, the Statement of Profit and Loss including Other Comprehensive income, the statement of changes in equity and the Cash Flow Statement dealt with by this Report are in agreement with the books of account.
 - (d) In our opinion, the aforesaid standalone financial statements comply with the Accounting Standards specified under Section 133 of the Act, read with Rule 7 of the Companies (Accounts) Rules, 2014.
 - (e) On the basis of the written representations received from the directors as on 31st March, 2022 taken on record by the Board of Directors, none of the directors is disqualified as on 31st March, 2022 from being appointed as a director in terms of Section 164 (2) of the Act.
 - (f) With respect to the adequacy of the internal financial controls with reference to financial statements of the Company and the operating effectiveness of such controls, refer to our separate Report in "**Annexure B**".
 - (g) With respect to the other matters to be included in the Auditor's Report in accordance with the requirements of section 197(16) of the Act, as amended:

In our opinion and to the best of our information and according to the explanations given to us, the managerial remuneration has been paid by the company to its directors during the year is in accordance with provisions of Section 197 of the Act.
 - (h) With respect to the other matters to be included in the Auditor's Report in accordance with Rule 11 of the Companies (Audit and Auditors) Rules, 2014, as amended in our opinion and to the best of our information and according to the explanations given to us:
 - i. The Company has disclosed the impact of pending litigations on its financial position in its financial statements – Refer Note no 38 to the financial statements;
 - ii. Provision has been made in the financial statements, as required under the applicable law or accounting standards, for material foreseeable losses, if any, on long-term contracts including derivative contracts.
 - iii. There were no amounts which were required to be transferred to the investor's education and protection fund by the company.

Independent Auditors' Report (Contd...)

- iv. (i) The Management has represented that, to the best of their knowledge and belief, no funds have been advanced or loaned or invested (either from borrowed funds or share premium or any other sources or kind of funds) by the company to or in any other person(s) or entities, including foreign entities ("Intermediaries"), with the understanding, whether recorded in writing or otherwise, that the Intermediary shall, whether, directly or indirectly lend or invest in other persons or entities identified in any manner whatsoever by or on behalf of the company ("Ultimate Beneficiaries") or provide any guarantee, security or the like on behalf of the Ultimate Beneficiaries;
- (ii) the management has represented, that, to the best of their knowledge and belief, no funds have been received by the company from any person(s) or entity (ies), including foreign entities ("Funding Parties"), with the understanding, whether recorded in writing or otherwise, that the company shall, whether, directly or indirectly, lend or invest in other persons or entities identified in any manner whatsoever by or on behalf of the Funding Party ("Ultimate Beneficiaries") or provide any guarantee, security or the like on behalf of the Ultimate Beneficiaries; and
- (iii) Based on such audit procedures, nothing has come to our notice that has caused them to believe that the representations under sub-clause (i) and (ii) contain any material mis-statement.
- v. The dividend declared or paid during the year by the company is in compliance with section 123 of the Companies Act, 2013.

For T R Chadha & Co LLP
Firm's Reg. No:- 006711N/N500028
Chartered Accountants

Sd/-
Brijesh Thakkar
(Partner)
Membership No-135556
UDIN: 22135556AJRFCM2359

Place : Ahmedabad
Date : 26/05/2022

Independent Auditors' Report (Contd...)

ANNEXURE "A" TO INDEPENDENT AUDITORS' REPORT FOR THE PERIOD ENDED MARCH 2022

(Referred to in Paragraph 1 under the Heading of "Report on Other Legal and Regulatory Requirements" section of our Report of even date)

Based on the Audit procedures performed for the purpose of reporting a true and fair view on the financial statements of the Company and taking into consideration the information and explanations given to us and the books of accounts and other records examined by us in the normal course of audit, we report that:

(i) Property, Plant & Equipment and Intangible Assets

- a) A) The Company has maintained proper records showing full particulars, including quantitative details and situation of Property, Plant & Equipment.
B) The Company has maintained proper records showing full particulars, of Intangible Assets.
- b) The company has a programme of physical verification to cover all the items of Property, Plant & Equipment in a phased manner which, in our opinion, is reasonable having regard to the size of the Company and the nature of its assets. Pursuant to the program, certain Property, Plant & Equipment were physically verified by the management during the year and no material discrepancies were noticed on such verification.
- c) The title deeds of all immovable properties (other than those that have been taken on lease) disclosed in the financial statements included in (Property, Plant and Equipment, Capital Work in Progress, Investment Property and non-current assets held for sale) are held in the name of the company as at the balance sheet date. In respect of immovable properties that have been taken on lease and disclosed in the financial statements (as Property, Plant and Equipment, right-of use asset, capital-work-in-progress, investment property and non-current asset held for sale) as at the balance sheet date, the lease agreements are duly executed in favour of the company, except for following:

(₹ in Lakhs)

Description of immovable properties taken on lease	Gross Carrying Value (as at the Balance Sheet Date)	Carrying Value (as at the Balance Sheet Date)	Held in name of	Whether promoter, director or their relative or employee	Period held	Reason for not being held in name of company
Dahej Land	30,860.19	27,968.04	----	No	99	Pending execution of lease deed

- d) The company has not revalued its Property, Plant and Equipment or intangible assets or both during the year.
- e) No proceeding have been initiated nor pending against the company for holding any benami property under the Benami Transactions (Prohibition) Act,1988 (45 of 1988) and rules made thereunder.

(ii) Inventories

- a) Inventories, except goods-in-transit, were physically verified during the year by the Management at reasonable intervals. The coverage and procedure of such verification by the management is appropriate having regard to size of the company and nature of its operations. No discrepancies of 10% or more in the aggregate for each class of inventories were noticed on physical verification of inventories when compared with books of account.
- b) The company has been sanctioned working capital limits in excess of ₹ 5 Crores, in aggregate, at any points of time during the year, from banks on the basis of security of current assets. In our opinion and according to the information and explanations given to us, the quarterly returns or statements filed by the company with such banks are in agreement with the unaudited books of account of the company of the respective quarters.

(iii) Loans given

The Company has not made investments, provided any guarantee or security or granted any loans or advances

Independent Auditors' Report (Contd...)

in the nature of loans to companies, firms, Limited Liability Partnerships or other parties. Accordingly, reporting under paragraph 3 clause (iii) (a), (b), (c), (d), (e), (f) does not arise.

(iv) Compliance of Sec. 185 & 186

The Company has not entered into any transaction during the year under review in respect of loans, investments, guarantee and security which attracts compliance to provisions of section 185 & 186 of the Companies Act, 2013. Accordingly reporting under paragraph 3 clause (iv) of the order does not arise.

(v) Public Deposit

The company has not accepted any deposits from the public during the year and in respect of unclaimed deposits, the company has complied with the provision of section 73 to 76 or any other relevant provisions of the companies Act, 2013.

(vi) Cost Records

The company is maintaining the cost records as specified by the Central Government under sub-section (1) of section 148 of the Companies Act in respect of service carried out by the company. We have broadly reviewed the cost records maintained by the Company pursuant to the Companies (Cost Records and Audit) Rules, 2014, as amended prescribed by the Central Government under sub-section (1) of Section 148 of the Companies Act, 2013 and are of the opinion that, prima facie, the prescribed cost records have been made and maintained. We have, however not made a detailed examination of the cost records with a view to determine whether they are accurate or complete.

(vii) Statutory Dues

- a) The Company has generally been regular in depositing its undisputed statutory dues including Provident Fund, Income-tax, Goods and Service Tax, Customs duty, cess and other material statutory dues applicable to it to the appropriate authorities. There are no undisputed statutory dues outstanding for more than six months as on 31st March, 2022.
- b) Detail of dues of Income-tax, Sales Tax, Service Tax, Customs Duty, Excise Duty and Value Added Tax which have not been deposited as on 31 March, 2022 on account of disputes are given below:

(₹ in Lakhs)

Name of Statute	Nature of Dues	Forum where dispute is pending	Period/between various periods to which the amount relates	Amount involved (excluding interest and penalty)	Amount unpaid (excluding interest and penalty)
Central Excise Act, 1994	Excise Duty	High Court- Gujarat	FY 1986-1989	50.17	25.17
		CESTAT-HO	FY 2009-2013	386.19	357.57
		Commissioner-Appeals	FY 1991-1995	80.20	80.20
Customs Act, 1962	Custom Duty	CESTAT	FY 2017-2018	1,357.03	1,357.03
		Commissioner-Appeals	FY 2016-2018 FY 2019-2020	49.03	45.35
Finance Act, 1994	Service Tax	Commissioner-Appeals	FY 2013-2018	162.65	150.45
		Supreme Court	FY 2010-2013	11.51	10.36
		CESTAT	FY 2005-2012 FY 2014-2016 FY 2016-2018	167.39	97.15
		Commissioner	FY 2013-2014	12.20	11.29
Gujarat Value added tax Act, 2003	Gujarat Value Added Tax	Joint/ Dy. Commissioner of Commercial Tax	FY 2007-2008 FY 2012-2013	363.87	281.87
		VAT Tribunal	FY 2006-2007 FY 2009-2012	519.04	319.04

Independent Auditors' Report (Contd...)

Central Sales Tax Act, 1956	Central Sales Tax	Additional Commissioner of Sales Tax, Delhi	FY 1998-1999	0.14	0.14
		Assistance Commissioner of Sales Tax, West Bengal	FY 1995-1996 FY 1997-1998	2.21	2.21
		Joint/ Dy. Commissioner of Commercial Tax, Gujarat	FY 2006-2008 FY 2014-2016	770.93	641.01
		Tribunal, Gujarat	FY 2008-2011	1,805.01	1,590.01
Bihar GST Act, 2017	Goods and Service Tax	Commissioner (Appeals)	FY 2018-2021	96.35	86.72
Income-Tax Act, 1961	Income-Tax	Assessing Officer	FY 2014-2015	260.95	260.95
			FY 2015-2016	0.54	0.54

(viii) There are no transactions / previously unrecorded income which are required to be recorded in the books of accounts have been surrendered or disclosed as income during the year in the tax assessments under the Income-Tax Act, 1961.

(ix) Application & Repayment of Loans & Borrowings:

- a) Company has not defaulted in the repayment of loans or other borrowings or in the payment of interest thereon to any lender during the year.
- b) The company has not been declared wilful defaulter by any bank or financial institution or government or any government authority.
- c) The company has not taken any term loan during the year and there are no unutilized term loans at the beginning of the year. Accordingly reporting under paragraph 3 clause (ix)(c) of the order does not arise.
- d) On an overall examination of the financial statements of the company, funds raised on short-term basis have, prima facie, not been used during the year for long-term purposes by the company.
- e) On an overall examination of the financial statements of the company, the company has not taken any funds from any entity or person on account of or to meet the obligations of its subsidiaries, associates or joint ventures.
- f) The company has not raised any loans during the year. Accordingly reporting under paragraph 3 clause (ix)(f) of the order does not arise.

(x) Application of funds raised through Public Offer:

- a) During the year, company has not raised any funds through Initial Public Offer or Further Public Offer (including debt instruments). Accordingly, reporting under paragraph 3 clause (x)(a) of the order does not arise.
- b) The company has not made any preferential allotment or private placement of shares or fully or partly paid convertible debentures during the year. Accordingly, reporting under paragraph 3 clause (x)(b) of the order does not arise.

(xi) Fraud

We have neither come across any instances of fraud by the company or any fraud on the company noticed or reported during the year, nor have been informed of any such instances by the management. Accordingly, reporting under paragraph 3 clause (xi) (b) & (c) of the order does not arise.

(xii) The company is not a Nidhi Company and hence reporting under clause (xii) of the paragraph 3 of the order is not applicable.

(xiii) All the transactions with the related parties are in compliance with section 177 and 188 of the Companies Act, 2013, where applicable, and the details of such transactions have been disclosed in the standalone financial statements as required by the applicable Indian accounting standards.

Independent Auditors' Report (Contd...)

(xiv) Internal Audit

- a) Company has an adequate internal control system commensurate with the size and the nature of its business.
- b) We have considered internal audit reports of the company issued till date, for the period under audit.

(xv) The company has not entered into any non-cash transactions with directors or persons connected with them, during the year. Accordingly, provisions of section 192 of the Act are not applicable.

(xvi) Registration u/s 45-IA of RBI Act

- a) The company is not required to be registered under section 45-IA of the Reserve Bank of India, 1934. Accordingly, reporting under paragraph 3 clause (xvi)(a),(b)&(c) of the order does not arise.
- b) The group does not have any CIC as part of the group. Accordingly, reporting under paragraph 3 clause (xvi)(d) of the order does not arise.

(xvii) The company has not incurred cash losses in the current financial year and in the immediately preceding financial year.

(xviii) There has been no resignation of the statutory auditors during the year. Accordingly, reporting under paragraph 3 Clause (xviii) of the order does not arise.

(xix) On the basis of the financial ratios, ageing and expected dates of realisation of financial assets and payment of financial liabilities, other information accompanying the financial statements, Our knowledge of the Board of Directors and management plans, and based on our examination of the evidence supporting the assumptions, nothing has come to our attention, which causes us to believe that any material uncertainty exists as on the date of the audit report that company is not capable of meeting its liabilities existing at the date of balance sheet as and when they fall due within a period of one year from the balance sheet date. We, however, state that this is not an assurance as to the future viability of the company. We further state that our reporting is based on the facts up to the date of the audit report and we neither give any guarantee nor any assurance that all liabilities falling due within a period of one year from the balance sheet date, will get discharged by the company as and when they fall due.

(xx) Corporate Social Responsibility

The company has fully spent the required amount towards Corporate Social Responsibility (CSR) and there are no unspent CSR amount for the year requiring a transfer to a Fund specified in Schedule VII to the Companies Act or special account in compliance with the provision of sub-section (6) of Section 135 of the said Act. Accordingly, reporting under paragraph 3 Clause (xx) of the order does not arise.

(xxi) In respect of below mentioned companies included in the consolidated financial statements of the company, whose audits under section 143 of the Act has not been completed, the CARO report as applicable in respect of those entities are not available and consequently have not been provided to us as on the date of this audit report.

Name of the Company	CIN	Nature of Relationship
GSFC Agrotech Ltd	U36109GJ2012PLC069694	Subsidiary Company
Vadodara Jal Sanchay Pvt Ltd	U41000GJ2020PTC114896	Subsidiary Company
Vadodara Enviro Channel Ltd	U51395GJ1999PLC036886	Associate Company
Karnalyte Resources Inc	Not Applicable	Foreign Associate

For T R Chadha & Co LLP
Firm's Reg. No:- 006711N/N500028
Chartered Accountants

Sd/-
Brijesh Thakkar
(Partner)

Membership No-135556

Place : Ahmedabad
Date : 26/05/2022

ANNEXURE "B" TO THE INDEPENDENT AUDITOR'S REPORT

THE INDEPENDENT AUDITOR'S REPORT OF EVEN DATE ON THE STANDALONE FINANCIAL STATEMENTS OF GUJARAT STATE FERTILIZERS & CHEMICALS LIMITED.

(Referred to in Paragraph 2(F) under the Heading of "Report on Other Legal and Regulatory Requirements" section of our Report of even date)

Report on the Internal Financial Controls under Clause (i) of Sub-section 3 of Section 143 of the Companies Act, 2013 ("the Act")

We have audited the internal financial controls with reference to Financial Statements of Gujarat State Fertilizers and Chemicals Limited ("the Company") as of 31 March, 2022 in conjunction with our audit of the standalone financial statements of the Company for the year ended on that date.

Management's Responsibility for Internal Financial Controls

The Company's management is responsible for establishing and maintaining internal financial controls based on, "the internal financial controls with reference to financial statements criteria established by the Company considering the essential components of internal control stated in the Guidance Note on Audit of Internal Financial Controls over Financial Reporting issued by the Institute of Chartered Accountants of India". These responsibilities include the design, implementation and maintenance of adequate internal financial controls that were operating effectively for ensuring the orderly and efficient conduct of its business, including adherence to company's policies, the safeguarding of its assets, the prevention and detection of frauds and errors, the accuracy and completeness of the accounting records, and the timely preparation of reliable financial information, as required under the Companies Act, 2013.

Auditors' Responsibility

Our responsibility is to express an opinion on the Company's internal financial controls with reference to financial statements based on our audit. We conducted our audit in accordance with the Guidance Note on Audit of Internal Financial Controls Over Financial Reporting (the "Guidance Note") and the Standards on Auditing, issued by ICAI and deemed to be prescribed under section 143(10) of the Companies Act, 2013, to the extent applicable to an audit of internal financial controls, both applicable to an audit of Internal Financial Controls and, both issued by the Institute of Chartered Accountants of India. Those Standards and the Guidance Note require that we comply with ethical requirements and plan and perform the audit to obtain reasonable assurance about whether adequate internal financial controls with reference to financial statements was established and maintained and if such controls operated effectively in all material respects.

Our audit involves performing procedures to obtain audit evidence about the adequacy of the internal financial controls with reference to financial statements and their operating effectiveness. Our audit of internal financial controls with reference to financial statements included obtaining an understanding of internal financial controls with reference to financial statements, assessing the risk that a material weakness exists, and testing and evaluating the design and operating effectiveness of internal control based on the assessed risk. The procedures selected depend on the auditor's judgement, including the assessment of the risks of material misstatement of the financial statements, whether due to fraud or error.

We believe that the audit evidence we have obtained is sufficient and appropriate to provide a basis for our audit opinion on the Company's internal financial controls with reference to financial statements.

Meaning of Internal Financial Controls with reference to financial statements

A company's internal financial control with reference to financial statements is a process designed to provide reasonable assurance regarding the reliability of financial reporting and the preparation of financial statements for external purposes in accordance with generally accepted accounting principles. A company's internal financial control with reference to financial statements includes those policies and procedures that (1) pertain to the maintenance of records that, in reasonable detail, accurately and fairly reflect the transactions and dispositions of the assets of the company; (2) provide reasonable assurance that transactions are recorded as necessary to permit preparation of financial statements in accordance with generally accepted accounting principles, and that receipts and expenditures of the company are being made only in accordance with authorisations of management and directors of the company; and (3) provide reasonable assurance regarding prevention or timely detection of unauthorised acquisition, use, or

Independent Auditors' Report (Contd...)

disposition of the company's assets that could have a material effect on the financial statements.

Inherent Limitations of Internal Financial Controls with reference to Financial Statements

Because of the inherent limitations of internal financial controls with reference to financial statements, including the possibility of collusion or improper management override of controls, material misstatements due to error or fraud may occur and not be detected. Also, projections of any evaluation of the internal financial controls with reference to financial statements to future periods are subject to the risk that the internal financial control with reference to financial statements may become inadequate because of changes in conditions, or that the degree of compliance with the policies or procedures may deteriorate.

Opinion

In our opinion, the Company has, in all material respects, an adequate internal financial controls system with reference to financial statements and such internal financial controls with reference to financial statements were operating effectively as at 31 March, 2022, based on, "the internal control with reference to financial statements criteria established by the Company considering the essential components of internal control stated in the Guidance Note on Audit of Internal Financial Controls Over Financial Reporting issued by the Institute of Chartered Accountants of India".

For T R Chadha & Co LLP
Firm's Reg. No:- 006711N/N500028
Chartered Accountants

Sd/-
Brijesh Thakkar
(Partner)

Membership No-135556

Place : Ahmedabad
Date : 26/05/2022

BALANCE SHEET AS AT 31ST MARCH, 2022

(₹ in lakhs)

Particulars	Note	As at 31st March 2022	As at 31st March 2021
A. ASSETS			
1. Non-current assets			
(a) Property, Plant and Equipments	5	2,67,038.07	2,79,517.93
(b) Capital work-in-progress	5	15,743.23	11,698.95
(c) Right of Use Assets	5	266.81	160.47
(d) Other Intangible assets	6	116.82	151.35
(e) Financial Assets			
(i) Investments	7	6,26,506.03	4,28,361.57
(ii) Others financial assets	8	2,826.93	2,940.04
(f) Income tax assets (Net)	23	5,988.38	7,571.69
(g) Other non current assets	9	31,273.06	30,582.11
		9,49,759.33	7,60,984.11
2. Current assets			
(a) Inventories	10	1,29,886.00	90,804.10
(b) Financial Assets			
(i) Trade receivable	11	35,899.13	47,857.30
(ii) Government subsidies receivable	12	71,011.44	53,554.80
(iii) Cash and cash equivalents	13	30,728.05	19,937.62
(iv) Bank balances other than (iii) above	14	853.20	1,271.70
(v) Loans	15	23,156.94	21,124.12
(vi) Others financial assets	16	1,34,014.05	87,122.83
(c) Other current assets	17	22,186.51	18,719.31
		4,47,735.31	3,40,391.78
3. Assets held for sale	18	0.25	478.98
TOTAL ASSETS		13,97,494.89	11,01,854.87

BALANCE SHEET AS AT 31ST MARCH, 2022

(₹ in lakhs)

Particulars	Note	As at 31st March 2022	As at 31st March 2021
B. EQUITY AND LIABILITIES			
EQUITY			
(a) Equity share capital	19	7,969.55	7,969.55
(b) Other Equity	20	11,58,900.70	9,06,445.13
		11,66,870.25	9,14,414.68
LIABILITIES			
1. Non-current liabilities			
(a) Provisions	21	37,240.86	65,159.88
(b) Deferred tax liabilities (Net)	23	60,279.45	23,973.92
		97,520.31	89,133.80
2. Current liabilities			
(a) Financial Liabilities			
(i) Borrowings	22	282.27	3,500.97
(ii) Lease Liabilities	24	267.57	175.77
(iii) Trade payables	25		
- Total outstanding dues of MSMED		534.35	320.46
- Total outstanding dues of creditors other than MSMED		78,551.73	48,385.27
(iv) Other financial Liabilities	26	26,153.56	27,011.71
(b) Other current liabilities	27	3,412.81	5,447.85
(c) Provisions	28	14,274.57	13,207.05
(d) Current tax liabilities (Net)	23	9,627.47	257.31
		1,33,104.33	98,306.39
		13,97,494.89	11,01,854.87
TOTAL EQUITY & LIABILITIES			
See accompanying notes forming part of the financial statements	1 to 50		

In terms of our report attached

For **T R Chadha & Co LLP**
Chartered Accountants
Firm Registration No: 006711N / N500028

Brijesh Thakkar
Partner
Membership No: 135556

Gandhinagar
26th May, 2022

Mukesh Puri
Managing Director

V. D. Nanavaty
ED (Finance) & CFO

Tapan Ray
Director

V. V. Vachhrajani
Company Secretary

STATEMENT OF PROFIT & LOSS FOR THE YEAR ENDED 31ST MARCH, 2022

(₹ in lakhs)

Particulars	Note	Year Ended 31st March	
		2022	2021
I Income			
Revenue from operations	29	8,99,562.90	7,49,960.93
Other income	30	18,249.75	18,333.66
Total income		9,17,812.65	7,68,294.59
II Expenses			
Cost of materials consumed	31	4,88,159.64	3,95,174.89
Purchase of stock in trade		58,133.92	54,112.14
Changes in inventories of finished goods, work in process and stock in trade	32	(16,888.78)	30,157.07
Power and Fuel		98,083.24	64,998.14
Employee benefits expense	33	65,584.99	68,431.40
Finance costs	34	962.98	4,273.68
Depreciation and amortization expense		17,817.54	17,644.74
Other expenses	35	75,470.54	82,170.69
Total Expenses		7,87,324.07	7,16,962.75
III Profit before tax		1,30,488.58	51,331.84
IV Tax expense			
Current tax		32,893.61	7,084.57
Deferred tax	23	7,957.47	7,808.16
MAT credit recognised		-	(3,261.99)
Earlier Year Tax	23	547.57	(2,065.95)
V Profit for the year		89,089.93	41,767.05
VI Other Comprehensive Income			
(A) Items that will be reclassified to profit or loss		-	-
(B) Items that will not be reclassified to profit or loss			
Re-measurement gains/ (losses) on defined benefit plans		2,046.15	(931.03)
Income tax effect on above		(715.01)	325.34
Net fair value (loss) / gain on investments in equity instruments at FVTOCI		1,98,100.87	2,24,766.44
Income tax effect on above		(27,299.88)	(26,515.99)
Net other comprehensive income that will not be reclassified to profit or loss		1,72,132.13	1,97,644.76
VII Total Comprehensive Income for the year (V+VI)		2,61,222.06	2,39,411.82
Earnings per equity share (face value of ₹ 2/- each)			
Basic and Diluted Earnings per equity share:	36	22.36	10.48
See accompanying notes forming part of the financial statements	1 to 50		

In terms of our report attached

For T R Chadha & Co LLP
Chartered Accountants
Firm Registration No: 006711N / N500028

Brijesh Thakkar
Partner
Membership No: 135556

Gandhinagar
26th May, 2022

Mukesh Puri
Managing Director

V. D. Nanavaty
ED (Finance) & CFO

Tapan Ray
Director

V. V. Vachhrajani
Company Secretary

CASH FLOW STATEMENT FOR THE YEAR ENDED 31ST MARCH, 2022

(₹ in lakhs)

Particulars	Year Ended 31st March	
	2022	2021
A Cash Flow From Operating Activities :		
Profit Before Tax	1,30,488.58	51,331.84
Adjustments for :		
Depreciation and amortisation expense	17,817.54	17,644.74
Amortisation of lease hold land	297.53	294.87
Finance cost	542.34	3,882.73
Interest income	(5,306.20)	(725.20)
Loss/ (Profit) on fixed assets sold/written off	(302.84)	(4,343.04)
Dividend income	(4,356.47)	(3,541.01)
Impairment in value of Investment	-	548.07
Provision for doubtful debts/advances	123.38	217.37
Operating Profit before Working Capital Changes	1,39,303.86	65,310.37
Movements in working capital:		
Inventories	(39,081.90)	35,459.71
Trade receivables, loans and advances and other assets	(59,388.30)	99,995.55
Trade payables, other current liabilities and provision	6,982.76	(29,500.90)
Cash Generated from Operations	47,816.42	1,71,264.73
Direct taxes paid (net of refunds)	(22,619.09)	5,683.27
Net Cash Flow from Operating Activities	25,197.33	1,76,948.00
B Cash Flow From Investing Activities :		
Purchase of property, plant & equipments (including CWIP & capital advances)	(9,445.38)	(8,822.99)
Proceeds from sale of immovable property	-	4,200.24
Purchase of non current investments	-	(1,802.95)
Interest received	3,228.21	455.20
Dividend received	4,356.47	3,541.01
Net Cash Flow used in Investing Activities	(1,860.70)	(2,429.49)
C Cash Flow From Financing Activities		
Repayment of long term borrowings	-	(9,333.32)
Net increase/(decrease) in short term borrowings	(3,218.70)	(1,37,740.48)
Interest paid	(542.81)	(4,107.84)
Dividend paid	(8,784.69)	(4,828.29)
Net Cash Flow from/ (used in) Financing Activities	(12,546.20)	(1,56,009.93)
Net Increase/ (Decrease) in Cash & Cash Equivalents	10,790.43	18,508.58
Cash and Cash Equivalents as at the beginning of the year	19,937.62	1,429.04
Cash and Cash Equivalents as at end of the year (Refer Note-13)	30,728.05	19,937.62
Notes:		
Components of Cash and cash equivalents		
Cash on hand	4.24	3.02
Balances with banks		
In current accounts	2,635.45	6,034.60
Debit balance in Cash Credit Account	1,588.36	-
Liquid Deposits with Financial Institutions	26,500.00	13,900.00
Total Cash and cash equivalents	30,728.05	19,937.62
The Cash flow statement has been prepared under the indirect method as set out in the Indian Accounting Standard 7 on Cash Flows Statement.		
See accompanying notes forming part of the financial statements		

In terms of our report attached

For **T R Chadha & Co LLP**
Chartered Accountants
Firm Registration No: 006711N / N500028

Brijesh Thakkar
Partner
Membership No: 135556

Mukesh Puri
Managing Director

V. D. Nanavaty
ED (Finance) & CFO

Tapan Ray
Director

V. V. Vachhrajani
Company Secretary

Gandhinagar
26th May, 2022

STATEMENT OF CHANGES IN EQUITY (SOCIE)

Note (a) : Equity share capital

(₹ in lakhs)

Particulars	Amount
Balance as at April 01, 2020	7,969.55
Changes in equity share capital due to prior period errors	-
Restated balance as at April 01, 2020	7,969.55
Changes in equity share capital during the year	-
Balance as at March 31, 2021	7,969.55
Balance as at April 01, 2021	7,969.55
Changes in equity share capital due to prior period errors	-
Restated balance as at April 01, 2021	7,969.55
Changes in equity share capital during the year	-
Balance as at March 31, 2022	7,969.55

Note (b) : Other equity

(₹ in lakhs)

Particulars	Reserves & Surplus					Items of OCI Equity Instruments through OCI	Total Equity
	Capital reserve	Security premium	Capital redemption reserve	General reserve	Retained earnings		
Balance as at April 01, 2020	1,256.33	30,524.02	3,335.00	4,84,153.31	22,351.02	1,30,195.36	6,71,815.04
Changes in accounting policy or prior period errors	-	-	-	-	-	-	-
Restated Balance as at 1st April, 2020	-	-	-	-	-	-	-
Profit for the year	-	-	-	-	41,767.05	-	41,767.05
Other comprehensive income for the year net of income tax	-	-	-	-	-	1,98,250.45	1,98,250.45
Other comprehensive income arising from remeasurement of defined benefit obligation net of income tax	-	-	-	-	(605.69)	-	(605.69)
Total comprehensive income for the year	-	-	-	-	41,161.36	1,98,250.45	2,39,411.82
Dividends paid [Note 20]	-	-	-	-	(4,781.72)	-	(4,781.72)
Transfer to General reserve	-	-	-	23,000.00	(23,000.00)	-	-
Balance as at March 31, 2021	1,256.33	30,524.02	3,335.00	5,07,153.31	35,730.66	3,28,445.82	9,06,445.13
Balance as at April 01, 2021	1,256.33	30,524.02	3,335.00	5,07,153.31	35,730.66	3,28,445.82	9,06,445.13
Changes in accounting policy or prior period errors	-	-	-	-	-	-	-
Restated Balance as at 1st April, 2021	-	-	-	-	-	-	-
Profit for the year	-	-	-	-	89,089.93	-	89,089.93
Other comprehensive income for the year net of income tax	-	-	-	-	-	1,70,800.99	1,70,800.99
Other comprehensive income arising from remeasurement of defined benefit obligation net of income tax	-	-	-	-	1,331.14	-	1,331.14
Total comprehensive income for the year	-	-	-	-	90,421.07	1,70,800.99	2,61,222.06
Dividends paid [Note 20]	-	-	-	-	(8,766.49)	-	(8,766.49)
Transfer to General reserve	-	-	-	49,000.00	(49,000.00)	-	-
Balance as at March 31, 2022	1,256.33	30,524.02	3,335.00	5,56,153.31	68,385.23	4,99,246.81	11,58,900.70

See accompanying notes forming part of the financial statements 1 to 50

In terms of our report attached

For **T R Chadha & Co LLP**
Chartered Accountants
Firm Registration No: 006711N / N500028

Brijesh Thakkar
Partner
Membership No: 135556

Gandhinagar
26th May, 2022

Mukesh Puri
Managing Director

V. D. Nanavaty
ED (Finance) & CFO

Tapan Ray
Director

V. V. Vachhrajani
Company Secretary

Notes to the Financial Statements

Notes to the financial statements for the year ended March 31, 2022

1. Corporate Information

Gujarat State Fertilizers and Chemicals Limited “the Company” is a public company domiciled in India and is incorporated under the provisions of the Companies Act applicable in India. The Company is principally engaged in production of fertilizers and chemicals. Its shares are listed on two recognised stock exchanges in India. The registered office of the Company is located at Fertilizernagar - 391 750, Dist. Vadodara.

These financial statements were authorised for issuance by the Board of Directors of the Company in their meeting held on May 26, 2022.

2. Basis of preparation of financial statements

2.1 Basis of preparation and compliance with Ind AS

The standalone financial statements (financial statements) of the Company as at and for the year ended March 31, 2022 has been prepared in accordance with Indian Accounting standards ('Ind AS') notified under section 133 of the Companies Act, 2013 ('Act') and the Companies (Indian Accounting Standards) Rules issued from time to time and other relevant provisions of the Companies Act, 2013 (collectively called as Ind AS).

2.2 Basis of measurement

The financial statements have been prepared on a going concern basis, using historical cost convention and on an accrual method of accounting, except for the following assets and liabilities which have been measured at fair value, as required by relevant Ind AS.

1. Derivative financial instruments
2. Certain financial assets and liabilities measured at fair value (refer accounting policy regarding financial instruments)
3. Defined benefit plans

2.3 Functional and presentation currency

The financial statements are prepared in Indian Rupees, which is the Company's functional and presentation currency. All financial information presented in Indian Rupees has been rounded to the nearest lakhs with two decimals.

2.4 Current and non-current classification

The Company presents assets and liabilities in the Balance Sheet based on current/non-current classification.

An asset is classified as current if it satisfies any of the following criteria:

- a) It is expected to be realised or intended to sold or consumed in the Company's normal operating cycle,
- b) It is held primarily for the purpose of trading,
- c) It is expected to be realised within twelve months after the reporting period, or
- d) It is a cash or cash equivalent unless restricted from being exchanged or used to settle a liability for atleast twelve months after the reporting period.

All other assets are classified as non-current.

A liability is classified as current if it satisfies any of the following criteria:

- a) it is expected to be settled in the Company's normal operating cycle,
- b) it is held primarily for the purpose of trading,
- c) it is due to be settled within twelve months after the reporting period
- d) there is no unconditional right to defer the settlement of the liability for at least twelve months after the reporting period

The Company classifies all other liabilities as non-current. Current liabilities include current portion of non-current financial liabilities.

Deferred tax assets and liabilities are classified as non-current assets and liabilities.

The operating cycle is the time between the acquisition of assets for processing and their realisation in cash and cash equivalents. The Company has identified twelve months as its operating cycle.

3. The Company has applied the following accounting policies to all periods presented in the financial statements.

3.1 Revenue recognition

The Company derives revenues primarily from manufacturing of Fertilizers and Chemical Products.

Revenue from Operations is recognised in the Statement of Profit and Loss when:

- The income generating activities have been carried out on the basis of a binding agreement.
- The income can be measured reliably.
- It is probable that the economic benefits associated with the transaction will flow to the Company.
- Costs relating to the transaction can be measured reliably.

Revenue for all businesses is recognized upon transfer of control of promised goods or services to customers in an amount that reflects the consideration to which the Company expects to be entitled in exchange for the goods and services.

Sale of fertilizer products is recognised net of returns and trade discounts. Sales exclude sales tax/value added tax/ GST collected on behalf of Government. Revenue is also recognised on sale of goods in case where the delivery is kept pending at the instance of the customer, as the performance obligation has been satisfied and control are transferred and customer takes title and accepts billing as per usual payment terms.

Sales of industrial products are accounted on the dispatch basis except export sales, which are recognised on the basis of bill of lading on satisfaction of performance and transfer of control.

The amounts receivable from various agencies are accounted for on accrual basis except interest on delayed

Notes to the Financial Statements

payments, refunds from customs & excise authorities, insurance claims (other than marine claims), etc. where it is not possible to ascertain the income with reasonable accuracy or in absence of finality of the transaction.

Revenues in excess of invoicing are classified as contract assets (referred as unbilled revenue) while invoicing in excess of revenues are classified as contract liabilities (which we refer to as unearned revenues).

Subsidy income

Urea subsidy income is recognised on the basis of the rates notified from time to time by the Government of India on the quantity of fertilisers sold by the Company for the period for which notification has been issued, further adjusted for input price escalation/de-escalation estimated by management, based on prescribed norms as notified by Govt. of India.

Subsidy on Phosphatic and Potassic (P&K) fertilizers is recognized as per concession rates notified by the Government of India in accordance with Nutrient Based Subsidy Policy from time to time and Freight subsidy has been accounted for in line with the policy of the Government of India.

Subsidy on City Compost is recognized based on rates, as notified by the Government of India.

Interest income

For all debt instruments measured either at amortised cost or at fair value through other comprehensive income, interest income is recorded using the effective interest rate (EIR), which is the rate that exactly discounts the estimated future cash payments or receipts over the expected life of the financial instrument or a shorter period, where appropriate, to the gross carrying amount of the financial asset or to the amortised cost of a financial liability. Interest income is included in other income in the statement of profit and loss.

Dividends

Dividend income is accounted for when the right to receive the same is established, which is generally when shareholders approve the dividend.

Insurance Claims

Claims receivable on account of insurance are accounted for to the extent no significant uncertainty exist for the measurement and realisation of the amount.

Rental Income

Rental income arising from operating leases is accounted for on a straight-line basis over the lease terms and is included in revenue in the statement of profit or loss due to its operating nature.

3.2 Taxes:

Tax expense comprises of current income tax & deferred tax

Current income tax

Current income tax assets and liabilities are measured at the amount expected to be recovered from or paid to the taxation authorities, based on the rates and tax laws enacted or substantively enacted, at the reporting date in India

where the entity operates and generates taxable income.

Current tax items are recognised in correlation to the underlying transaction either in OCI or directly in equity.

Management periodically evaluates positions taken in the tax returns with respect to situations in which applicable tax regulations are subject to interpretation and establishes provisions where appropriate.

Deferred tax

Deferred income tax is provided in full, using the liability method, on temporary differences arising between the tax bases of assets and liabilities and their carrying amounts in the financial statements. Deferred income tax is determined using tax rates (and laws) that have been enacted or substantially enacted by the end of the reporting period and are expected to apply when the related deferred income tax asset is realised or the deferred income tax liability is settled.

Deferred tax assets are recognised for all deductible temporary differences and unused tax losses only if it is probable that future taxable amounts will be available to utilise those temporary differences and losses.

Deferred tax assets and liabilities are offset when there is a legally enforceable right to offset current tax assets and liabilities and when the deferred tax balances relate to the same taxation authority. Current tax assets and tax liabilities are offset where the entity has a legally enforceable right to offset and intends either to settle on a net basis, or to realise the asset and settle the liability simultaneously.

Current and deferred tax is recognised in profit or loss, except to the extent that it relates to items recognised in other comprehensive income or directly in equity. In this case, the tax is also recognised in other comprehensive income or directly in equity, respectively.

The Company recognizes tax credits in the nature of Minimum Alternate Tax (MAT) credit entitlement only to the extent that it is probable that the Company will pay normal income tax during the specified period, i.e., the period for which tax credit is allowed to be carried forward, sufficient to utilize the MAT credit entitlement. The carrying amount of tax credit is reviewed at each reporting date as stated above.

3.3 Non-current assets held for sale

The Company classifies non-current assets as held for sale if their carrying amounts will be recovered principally through a sale rather than through continuing use. The Company treats sale of the asset to be highly probable when:

- The appropriate level of management is committed to a plan to sell the asset ,
- An active programme to locate a buyer and complete the plan has been initiated ,
- The sale is expected to qualify for recognition as a completed sale within one year from the date of classification, and
- Actions required to complete the plan indicate that it is unlikely that significant changes to the plan will be made or that the plan will be withdrawn.

Notes to the Financial Statements

Non-current assets held for sale are measured at the lower of their carrying amount and the fair value less costs to sell. Assets and liabilities classified as held for sale are presented separately in the balance sheet.

Property, plant and equipment and intangible assets once classified as held for sale are not depreciated or amortised.

3.4 Property, plant and equipment and intangible assets

Freehold land is carried at historical cost. All other items of property, plant and equipment are stated at historical cost less accumulated depreciation. Historical cost includes expenditure that is directly attributable to the acquisition of the items.

Subsequent costs are included in the asset's carrying amount or recognised as a separate asset, as appropriate, only when it is probable that future economic benefits associated with the item will flow to the Company and the cost of the item can be measured reliably. Such cost includes the cost of replacing part of the plant and equipment. When significant parts of plant and equipment are required to be replaced at intervals, the company depreciates them separately based on their specific useful lives. Items of stores and spares that meet the definition of property, plant and equipment are capitalized at cost. Otherwise, such items are classified as inventories. The carrying amount of any component accounted for as a separate asset is derecognised when replaced. All other repairs and maintenance are charged to profit or loss during the reporting period in which they are incurred. Assets under erection / installation of the existing projects and on-going projects are shown as "Capital Work in Progress".

Capital advances given for procurement of Property, plant and equipment are treated as other non-current assets.

In the absence of availability of specific original cost in respect of a part of assets capitalised under turn-key contracts, the original value of such asset written / disposed off is estimated on the basis of its current cost adjusted for price and technological factors.

Major cost of civil works required as plant and machinery supports, on the basis of technical estimates, is considered as Plant & Machinery.

Intangible assets

Intangible assets are recognised when it is probable that the future economic benefits that are attributable to the assets will flow to the Company and the cost of the asset can be measured reliably.

Intangible assets acquired separately are measured on initial recognition at cost. Following initial recognition, intangible assets are carried at cost less any accumulated amortisation and accumulated impairment losses, if any. Cost of intangible assets comprises of purchase price and attributable expenditure on making the asset ready for its intended use. Internally generated intangibles, excluding capitalised development costs, are not capitalised and the related expenditure is reflected in profit or loss in the period in which the expenditure is incurred.

Research and Development

Capital expenditure on Research & Development activities is included in Property, plant and equipment to the extent it

has alternative economic use. Revenue expenditure pertaining to research activity is charged under respective account heads in the statement of Profit & Loss.

Depreciation methods, estimated useful lives and residual value

Depreciation on Property, plant and equipment is provided on Straight Line Method as per the useful life prescribed in Schedule II to the Company's Act, 2013. Depreciation on additions to Property, plant and equipment and assets disposed off/discarded is charged on pro-rata basis. Depreciation on commissioning of plants and other assets of new projects is charged for the days they are actually available for use.

The useful lives have been determined based on technical evaluation done by the management's expert which are higher than those specified by Schedule II to the Companies Act; 2013, in order to reflect the actual usage of the assets. The residual values are not more than 5% of the original cost of the asset.

The assets' residual values and estimated useful lives are reviewed, and adjusted if appropriate, at the end of each reporting period.

An asset's carrying amount is written down immediately to its recoverable amount if the asset's carrying amount is greater than its estimated recoverable amount.

Leasehold land, other than that on perpetual lease, is amortized over the life of the lease.

Intangible assets are amortized over their estimated economic lives but not exceeding ten years on a straight-line basis.

The useful lives of the property, plant and equipment are as follows:

Assets	Estimated Useful life
Freehold Land	—
Leasehold Land	20 years
Buildings	30-60 years
Bridge, culverts, bunders, etc.	30 years
Roads	5-10 years
Plant and machinery	15-25 years
Furniture and fittings	10 years
Motor Vehicles	5-10 years
Railway sidings	15 years
Office equipment	5 years
Computers and Data Processing units	3-6 years
Laboratory equipment	10 years
Electrical Installation and Equipment	10 years
Library books	15 years

An item of property, plant and equipment is derecognized upon disposal or when no future economic benefits are expected to arise from the continued use of the asset. Any gain or loss arising on the disposal or retirement of an item of property, plant and equipment is determined as the

Notes to the Financial Statements

difference between the sales proceeds and the carrying amount of the asset and is recognised in profit or loss.

3.5 Impairment of non-financial assets

The Company assesses, at each reporting date, whether there is an indication that an asset may be impaired. If any indication exists, or when annual impairment testing for an asset is required, the Company estimates the asset's recoverable amount. An asset's recoverable amount is the higher of an asset's or cash-generating unit's (CGU) fair value less costs of disposal and its value in use. Recoverable amount is determined for an individual asset, unless the asset does not generate cash inflows that are largely independent of those from other assets or Company's of assets. When the carrying amount of an asset or CGU exceeds its recoverable amount, the asset is considered impaired and is written down to its recoverable amount.

Recoverable amount is determined:

- (i) In case of individual asset, at higher of the fair value less cost to sell and value in use; and
- (ii) In case of cash-generating unit (a Company of assets that generates identified, independent cash flows), at the higher of the cash-generating unit's fair value less cost to sell and the value in use.

In assessing value in use, the estimated future cash flows are discounted to their present value using a pre-tax discount rate that reflects current market assessments of the time value of money and the risks specific to the asset. In determining fair value less costs of disposal, recent market transactions are taken into account. If no such transactions can be identified, an appropriate valuation model is used. These calculations are corroborated by valuation multiples, quoted share prices for publicly traded companies or other available fair value indicators.

The Company bases its impairment calculation on detailed budgets and forecast calculations, which are prepared separately for each of the Company's CGUs to which the individual assets are allocated. These budgets and forecast calculations generally cover a period of five years. For longer periods, a long-term growth rate is calculated and applied to project future cash flows after the fifth year.

Impairment losses including impairment on inventories, are recognised in the statement of profit and loss, except for properties previously revalued with the revaluation surplus taken to OCI. For such properties, the impairment is recognised in OCI up to the amount of any previous revaluation surplus.

Intangible assets with indefinite useful lives are tested for impairment annually at the CGU level, as appropriate, and when circumstances indicate that the carrying value may be impaired.

3.6 Borrowing costs

Borrowing costs directly attributable to the acquisition, construction or production of an asset that necessarily takes a substantial period of time to get ready for its intended use or sale are capitalised as part of the cost of the asset.

All other borrowing costs are expensed in the period in which they occur. Borrowing costs consist of interest and other costs that an entity incurs in connection with the borrowing of funds. Borrowing cost also includes exchange differences to the extent regarded as an adjustment to the borrowing costs.

3.7 Leases

Transition

Effective April 01, 2019, the company adopted Ind As 116 "leases" and applied the standard to all applicable lease contracts existing on April 1, 2019 using the modified retrospective method with cumulative effect of initially applying the standard recognised on the date of initial application. Accordingly, company has not restated comparative information and recognised right of use assets at an amount equal to lease liability.

The Company's lease asset primarily consists of leases for buildings. The Company assesses whether a contract contains a lease, at inception of a contract. A contract is, or contains, a lease if the contract conveys the right to control the use of an identified asset for a period of time in exchange for consideration. To assess whether a contract conveys the right to control the use of an identified asset, the Company assesses whether: (i) the contract involves the use of an identified asset (ii) the Company has substantially all of the economic benefits from use of the asset through the period of the lease and (iii) the Company has the right to direct the use of the asset.

Company as a lessee

At the date of commencement of the lease, the Company recognizes a right-of-use asset ("ROU") and a corresponding lease liability for all lease arrangements in which it is a lessee, except for leases with a term of twelve months or less (short-term leases) and low value leases. For these short-term and low value leases, the Company recognizes the lease payments as an operating expense.

The right-of-use assets are initially recognized at cost, which comprises the initial amount of the lease liability adjusted for any lease payments made at or prior to the commencement date of the lease plus any initial direct costs less any lease incentives. They are subsequently measured at cost less accumulated depreciation and impairment losses.

Right-of-use assets are depreciated from the commencement date on a straight-line basis over the shorter of the lease term and useful life of the underlying asset. Right of use assets are evaluated for recoverability whenever events or changes in circumstances indicate that their carrying amounts may not be recoverable. For the purpose of impairment testing, the recoverable amount (i.e. The higher of the fair value less cost to sell and the value-in-use) is determined on an individual asset basis unless the asset does not generate cash flows that are largely independent of those from other assets. In such cases, the recoverable amount is determined for the Cash Generating Unit (CGU) to which the asset belongs.

Notes to the Financial Statements

The lease liability is initially measured at amortized cost at the present value of the future lease payments. The lease payments are discounted using the interest rate implicit in the lease or, if not readily determinable, using the incremental borrowing rates. Lease liabilities are remeasured with a corresponding adjustment to the related right of use asset if the Company changes its assessment if whether it will exercise an extension or a termination option.

Lease liability and ROU asset have been separately presented in the Balance Sheet and finance cost portion of lease payments have been classified as financing cash flows.

Company as a lessor

At the inception of the lease, the Company classifies each of its leases as either an operating lease or a finance lease. The Company recognises lease payments received under operating leases as income over the lease term on a straight-line basis.

3.8 Inventories

Items of inventories are measured at lower of cost and net realisable value after providing for obsolescence, if any. Cost of inventories comprises of cost of purchase, cost of conversion and other costs including manufacturing overheads incurred in bringing them to their respective present location and condition. Cost of raw materials, process chemicals, stores and spares, packing materials, trading and other products are determined on weighted average basis.

Net realisable value represents the estimated selling price (including subsidy income, where applicable) of inventories less all estimated costs of completion & costs necessary to make the sale.

3.9 Employee benefits

(i) Short-term employee benefits

Short term employee benefits are recognized as an expense at the undiscounted amount in the statement of profit and loss of the year in which the related service is rendered.

(ii) Post Employment benefits

(a) Defined contribution plans

A defined contribution plan is a post-employment benefit plan under which an entity pays fixed contributions into a separate entity and will have no legal or constructive obligation to pay further amounts. The Company has set up separate recognized Provident Fund trusts for all the units of the Company.

Contributions paid/payable for Provident Fund of eligible employees and National Pension Scheme is recognized in the statement of Profit and Loss each year. The Company has an obligation to make good the shortfall, if any, between the return from the investments of

the trusts and the interest rate notified by Government.

Liability on account of such shortfall, if any, is provided for based on the actuarial valuation carried out as at the end of the year.

(b) Defined benefit plans

A defined benefit plan is a post-employment benefit plan other than a defined contribution plan. The Company's net obligation in respect of defined benefit plans is calculated separately for each plan by estimating the amount of future benefit that employees have earned in the current and prior periods, discounting that amount and deducting the fair value of any plan assets.

Post employment defined benefits plans comprise of gratuity, superannuation and Post Retirement Medical Benefit for eligible employees of the Company. Post employment benefits are recognized as an expense in the statement of profit and loss for the year in which the employee has rendered services. The Company also contributes to a government administered Family Pension fund on behalf of its employees. The calculation of defined benefit obligation is performed annually by a qualified actuary using the projected unit credit method.

Remeasurements of the net defined benefit liability, which comprise actuarial gains and losses, the return on plan assets (excluding interest) and the effect of the asset ceiling (if any, excluding interest), are recognised in OCI. Re-measurement in OCI is reflected immediately in retained earnings and is not reclassified to profit & loss.

(iii) Other long-term employee benefits

Other long-term employee benefits comprise of leave encashment for eligible employees of Company. The obligation is measured on the basis of an annual independent actuarial valuation using the projected unit credit method. Remeasurements gains or losses are recognised in profit or loss in the period in which they arise.

3.10 Financial instruments

A financial instrument is any contract that gives rise to a financial asset of one entity and a financial liability or equity instrument of another entity.

(A) Financial Assets

The Company determines the classification of its financial assets at initial recognition. The classification depends on the Company's business model for managing the financial assets and the contractual terms of the cash flows.

Notes to the Financial Statements

The financial assets are classified in the following measurement categories:

- a) Those to be measured subsequently at fair value (either through other comprehensive income, or through profit or loss), and
- b) Those to be measured at amortised cost.

For assets measured at fair value, gains and losses will either be recorded in profit or loss or other comprehensive income. For investments in debt instruments, this will depend on the business model in which the investment is held. For investments in equity instruments, this will depend on whether the Company has made an irrevocable election at the time of initial recognition to account for the equity investment at fair value through other comprehensive income.

At initial recognition, the Company measures a financial asset at its fair value plus, in the case of a financial asset not at fair value through profit or loss, transaction costs that are directly attributable to the acquisition of the financial asset. Transaction costs of financial assets carried at fair value through profit or loss are expensed in profit or loss as incurred.

Subsequent measurement of debt instruments depends on the Company's business model for managing the asset and the cash flow characteristics of the asset. There are three measurement categories into which the Company classifies its debt instruments.

(i) Amortised Cost

The Company classifies its financial assets as at amortised cost only if both of the following criteria are met:

- a) The asset is held within a business model with the objective of collecting the contractual cash flows, and
- b) The contractual terms give rise to specified dates to cash flows that are solely payments of principal and interest on the principal outstanding.

Financial assets at amortised cost include loans receivable, trade and other receivables, and other financial assets that are held with the objective of collecting contractual cash flows. After initial measurement at fair value, the financial assets are measured at amortised cost using the effective interest rate (EIR) method, less impairment.

Amortised cost is calculated by taking into account any discount or premium on acquisition and fees or costs that are an integral part of the EIR. The EIR amortisation is included in finance income in the statement of profit or loss. The losses arising from impairment are recognised in the Statement of Profit or Loss in other income.

(ii) Fair value through other comprehensive income

Financial assets that are held for collection of contractual cash flows and for selling the financial assets, where the assets' cash flows represent solely payments of principal and interest, are measured at fair value through other comprehensive income. Movements in the carrying amount are taken through other comprehensive income, except for the recognition of impairment gains or losses, interest revenue and foreign exchange gains and losses which are recognised in profit or loss. When the financial asset is derecognised, the cumulative gain or loss previously recognised in other comprehensive income is reclassified from equity to profit or loss and recognised in other gains/(losses). Interest income from these financial assets is included in other income using the effective interest rate method.

(iii) Financial assets at fair value through profit or loss

The Company classifies the following financial assets at fair value through profit or loss:

- a) Debt investments that do not qualify for measurement at amortised cost;
- b) Debt investments that do not qualify for measurement at fair value through other comprehensive income; and
- c) Debt investments that have been designated at fair value through profit or loss.

Financial assets at fair value through profit or loss include financial assets held for trading, debt securities and financial assets designated upon initial recognition at fair value through profit or loss. Financial assets at fair value through profit or loss are carried in the Balance Sheet at fair value with net changes in fair value presented as finance costs in profit or loss if the same is considered as an adjustment to borrowing cost. Interests, dividends and gain/loss on foreign exchange on financial assets at fair value through profit or loss are included separately in other income.

If Company elects to present fair value gains and losses on equity investments in other comprehensive income, there is no subsequent reclassification of fair value gains and losses to profit or loss. Dividends from such investments shall continue to be recognised in profit or loss as other income when the Company's' right to receive payments is established. There are no

Notes to the Financial Statements

impairment requirements for equity investments measured at fair value through other comprehensive income. Changes in the fair value of financial assets at fair value through profit or loss shall be recognised in other gain/(losses) in the statement of profit or loss as applicable.

Investments in subsidiaries, joint ventures and associates

Investments in subsidiaries, joint ventures and associates is carried at deemed cost in the separate financial statements.

Derecognition of financial assets

The Company derecognises a financial asset when the contractual rights to the cash flows from the assets expire, or when it transfers the financial asset and substantially all the risks and rewards of ownership of the asset to another party. If the Company neither transfers nor retains substantially all the risks and rewards of ownership and continues to control the transferred asset, the Company recognises its retained interest in the asset and associated liability for amounts it may have to pay. If the Company retains substantially all the risks and rewards of ownership of the transferred financial asset, the Company continues to recognise the financial asset and also recognises a collateralised borrowing for the proceeds received.

Impairment of Financial Assets

The Company applies expected credit loss (ECL) model for measurement and recognition of impairment loss on the following financial assets and credit risk exposure:

- a) Financial assets that are debt instruments and are measured at amortised cost e.g., loans, deposits, trade receivables and bank balance.
- b) Trade receivables or any contractual right to receive cash or other financial asset that result from transactions that are within the scope of Ind AS 18.

An expected credit loss is the probability-weighted estimate of credit losses (i.e. present value of all cash shortfalls) over the expected life of the financial asset. A cash shortfall is the difference between the cash flows that are due in accordance with the contract and the cash flows that the company expects to receive. The expected credit losses consider the amount and timing of payments and hence, a credit loss arises even if the Company expects to receive the payment in full but later than when contractually due. The expected

credit loss method requires to assess credit risk, default and timing of collection since initial recognition. This requires recognising allowance for expected credit losses in profit or loss even for receivables that are newly originated or acquired.

Impairment of financial assets is measured as either 12 month expected credit losses or life time expected credit losses, depending on whether there has been a significant increase in credit risk since initial recognition. '12 month expected credit losses' represent the expected credit losses resulting from default events that are possible within 12 months after the reporting date. 'Lifetime expected credit losses' represent the expected credit losses that result from all possible default events over the expected life of the financial asset.

Trade receivables are of a short duration, normally less than 12 months and hence the loss allowance measured as lifetime expected credit losses does not differ from that measured as 12 month expected credit losses. The Company uses the practical expedient in Ind AS 109 for measuring expected credit losses for trade receivables using a provision matrix based on ageing of receivables.

The Company uses historical loss experience and derived loss rates based on the past twelve months and adjust the historical loss rates to reflect the information about current conditions and reasonable and supportable forecasts of future economic conditions. The loss rates differ based on the ageing of the amounts that are past due and are generally higher for those with the higher ageing.

Interest income

For all financial instruments measured at amortised cost and interest bearing financial assets, interest income is recognised using the effective interest rate (EIR), which is the rate that discounts the estimated future cash receipts through the expected life of the financial instrument or a shorter period, where appropriate, to the net carrying amount of the financial asset.

When a loan and receivable is impaired, the Company reduces the carrying amount to its recoverable amount, being the estimated future cash flow discounted at the original EIR of the instrument, and continues unwinding the discount as interest income. Interest income on impaired financial asset is recognised using the original EIR.

Notes to the Financial Statements

Dividends

Dividends are recognised as revenue when the right to receive payment is established.

Cash and cash equivalents

Cash and cash equivalents comprise cash on hand and call deposits, and other short-term highly liquid investments that are readily convertible to a known amount of cash and are subject to an insignificant risk of changes in value.

(B) Financial Liabilities

The Company determines the classification of its financial liabilities at initial recognition.

Classification

The Company classifies all financial liabilities as subsequently measured at amortised cost, except for financial liabilities at fair value through profit or loss. Such liabilities, including derivatives that are liabilities, shall be subsequently measured at fair value.

Initial recognition and measurement

Financial liabilities are classified, at initial recognition, as financial liabilities at fair value through profit or loss. Loans and borrowings, payables are subsequently measured at amortised cost where as derivatives are measured at fair value through profit and loss.

All financial liabilities are recognised initially at fair value and, in the case of loans and borrowings and payables, net of directly attributable transaction costs.

The Company's financial liabilities include trade and other payables, loans and borrowings including bank overdrafts, financial guarantee contracts and derivative financial instruments.

Financial liabilities at fair value through profit and loss

Financial liabilities at fair value through profit and loss include financial liabilities to hedge risks which are not designated as hedges. At initial recognition, the Company measures financial liabilities at its fair value. Financial liabilities at fair value through profit and loss are carried in the Balance Sheet at fair value with changes recognised in the Statement of Profit and Loss.

Financial liabilities measured at amortised cost

Financial liabilities are initially recognised at fair value, net of transaction cost incurred and are subsequently measured at amortised cost, using the EIR method. Any difference between the proceeds net of transaction costs and the amount due on settlement or redemption of borrowings is recognised over the term of the borrowing.

The effective interest method is a method of calculating the amortised cost of a debt instrument and of allocating interest charge over the relevant effective interest rate period. The effective interest rate is the rate that exactly discounts estimated future cash outflow (including all fees and points paid or received that form an integral part of the

effective interest rate, transaction costs and other premiums or discounts) through the expected life of the debt instrument, or, where appropriate, a shorter period, to the net carrying amount on initial recognition.

Derecognition of financial liabilities

A financial liability is derecognised when the obligation under the liability is discharged or cancelled or expires. When an existing financial liability is replaced by another from the same lender on substantially different terms, or the terms of an existing liability are substantially modified, such an exchange or modification is treated as a derecognition of the original liability and the recognition of a new liability, and the difference in the respective carrying amounts is recognised in the Statement of Profit and Loss.

(C) Offsetting financial instruments

Financial assets and liabilities are offset and the net amount reported in the Balance Sheet when there is a legally enforceable right to offset the recognised amounts and there is an intention to settle on a net basis or realise the asset and settle the liability simultaneously. The legally enforceable right must not be contingent on future events and must be enforceable in the normal course of business and in the event of default, insolvency or bankruptcy of the company or the counter party.

(D) Derivative financial instruments

The Company's activities expose it to the financial risks of changes in foreign exchange rates and interest rates. The use of financial derivatives is governed by the Company's policies approved by the Board of Directors, which provide written principles on the use of financial derivatives consistent with the Company's risk management strategy. Changes in values of all derivatives of a financing nature are included within financing costs if the same is considered as adjustment to borrowing cost in the Statement of Profit and Loss whereas other foreign exchange fluctuation is disclosed under other expenses. The Company does not use derivative financial instruments for speculative purposes.

Derivative financial instruments are initially measured at fair value on the contract date and are subsequently remeasured to fair value at each reporting date.

(E) Equity investments

All equity investments in scope of Ind AS 109 are measured at fair value. For equity instruments, the company may make an irrevocable election to present in other comprehensive income subsequent changes in the fair value. The classification is made on initial recognition and is irrevocable.

If the company decides to classify an equity instrument as at FVTOCI, then all fair value changes on the instrument, excluding dividends, are recognized in the OCI. There is no recycling of the amounts from OCI to P&L, even on sale of investment. However, the company may transfer the cumulative gain or loss within equity.

Equity instruments included within the FVTPL category are measured at fair value with all changes recognized in the P&L.

Notes to the Financial Statements

3.11 Foreign currencies

(a) Functional and presentation currency

The financial statements are presented in Indian Rupees, which is the Company's functional and presentation currency. Each entity in the Company determines its own functional currency (the currency of the primary economic environment in which the entity operates) and items included in the financial statements of each entity are measured using that functional currency.

(b) Transactions and balances

Transactions in foreign currencies are initially recorded at the exchange rate prevailing at the date of the transaction. Monetary assets and liabilities denominated in foreign currencies are retranslated into the respective functional currency of the entity at the rates prevailing on the reporting date.

Foreign exchange gains and losses resulting from the settlement of such transactions and from the translation at reporting date exchange rates of monetary assets and liabilities denominated in foreign currencies are recognised in the Statement of Profit and Loss.

Foreign exchange gains and losses that relate to borrowings and cash and cash equivalents are presented in the Statement of Profit and Loss within 'Finance costs'. All other foreign exchange gains and losses are presented in the Statement of Profit and Loss within 'Other operating expenses'.

3.12 Cash and cash equivalents

Cash and cash equivalent in the balance sheet comprise cash at banks and on hand and short-term deposits with an original maturity of three months or less, which are subject to an insignificant risk of changes in value. For the purpose of the statement of cash flows, cash and cash equivalents consist of cash and short-term deposits, as defined above.

3.13 Segment accounting:

The Chief Operational Decision Maker monitors the operating results of its business Segments separately for the purpose of making decisions about resource allocation and performance assessment. Segment performance is evaluated based on profit or loss and is measured consistently with profit or loss in the financial statements.

The Operating segments have been identified on the basis of the nature of products/services.

The accounting policies adopted for segment reporting are in line with the accounting policies of the Company. Segment revenue, segment expenses, segment assets and segment liabilities have been identified to segments on the basis of their relationship to the operating activities of the segment. Inter Segment revenue is accounted on the basis of transactions which are primarily determined based on market/fair value factors. Revenue, expenses, assets and liabilities which relate to the Company as a whole and are not allocated to segments on a reasonable basis have

been included under "unallocated revenue / expenses / assets / liabilities".

The Company has identified two reportable business segments i.e. Fertilizer products and Industrial products. The Company operates mainly in Indian market and there are no reportable geographical segments.

3.14 Provisions, Contingent liabilities, Contingent assets and Commitments: General

Provisions are recognised only when the Company has a present obligation (legal or constructive) as a result of a past event, it is probable that an outflow of resources embodying economic benefits will be required to settle the obligation and a reliable estimate can be made of the amount of the obligation. When the Company expects some or all of a provision to be reimbursed, for example, under an insurance contract, the reimbursement is recognised as a separate asset, but only when the reimbursement is virtually certain. The expense relating to a provision is presented in the statement of profit and loss net of any reimbursement.

If the effect of the time value of money is material, provisions are discounted using a current pre-tax rate that reflects, when appropriate, the risks specific to the liability. When discounting is used, the increase in the provision due to the passage of time is recognised as a finance cost.

Contingent liability is disclosed in the case of:

A present obligation arising from the past events, when it is not probable that an outflow of resources will be required to settle the obligation;

A present obligation arising from the past events, when no reliable estimate is possible;

A possible obligation arising from the past events, unless the probability of outflow of resources is remote.

Commitments include the amount of purchase order (net of advances) issued to parties for completion of assets.

Provisions, contingent liabilities, contingent assets and commitments are reviewed at each balance sheet date.

3.15 Earnings per share

Basic earnings per share are calculated by dividing the net profit for the period attributable to equity shareholders by the weighted average number of equity shares outstanding during the period. Earnings considered in ascertaining the Company's earnings per share is the net profit for the period after deducting preference dividends and any attributable tax thereto for the period. The weighted average number of equity shares outstanding during the period and for all periods presented is adjusted for events, such as bonus shares, other than the conversion of potential equity shares that have changed the number of equity shares outstanding, without a corresponding change in resources.

For the purpose of calculating diluted earnings per share, the profit or loss for the period attributable to equity shareholders and the weighted average number of shares outstanding during the period is adjusted for the effects of all dilutive potential equity shares.

Notes to the Financial Statements

3.16 Cash flow statement

Cash flow are reported using the indirect method, whereby net profit before tax is adjusted for the effects of transactions of a non-cash nature, any deferrals of accruals of past or future operating cash receipts or payments and item of income or expenses associated with investing or financing cash flows. The cash flows from operating, investing and finance activities of the Company are segregated.

4. Critical and significant accounting judgements, estimates and assumptions

4.1 Critical estimates and judgements

The following are the critical judgements, apart from those involving estimations that the management have made in the process of applying the Company's accounting policies and that have the most significant effect on the amounts recognized in the financial statements. Actual results may differ from these estimates. These estimates and underlying assumptions are reviewed on an ongoing basis. Revisions to the accounting estimates in the period in which the estimate is revised if the revision affects only that period, or in the period of the revision and future periods if the revision affects both current and future periods.

Useful lives of property, plant and equipment and intangible assets:

Management reviews the useful lives of depreciable assets at each reporting. As at March 31, 2022 management assessed that the useful lives represent the expected utility of the assets to the Company. Further, there is no significant change in the useful lives as compared to previous year.

Allowance for expected credit losses:

Note 41 describes the use of practical expedient by computing the expected credit loss allowance for trade receivables other than subsidy receivables based on provision matrix. The expected credit allowance is based on the aging of the days receivables are due and the rates derived based on past history of defaults in the provision matrix. As regards subsidy receivables, the Company does not believe that there is any credit risk as dues are receivable from the Government and hence no allowance for expected credit loss is made.

Dismantling cost of property, plant and equipment:

Note 22 describes assets retirement obligation on estimate basis for property, plant and equipment. The management estimates dismantling cost considering size of the asset and its useful life in line with industry practices.

Stores and spares inventories:

The Company's manufacturing process is continuous and highly mechanical with wide range of different types of plant and machineries. The Company keeps stores and spares as standby to continue the operations without any disruption. Considering wide range of stores and spares and long lead time for procurement of it and based on criticality of spares, the Company believes that net realizable value would be more than cost.

Fair value of investments:

The Company has invested in the equity instruments of various companies. However, the percentage of shareholding of the Company in some of such investee companies is low and hence, it has not been provided with future projections including projected profit and loss account by those investee companies. Hence, the valuation exercise carried out by the Company with the help of an independent valuer has estimated the fair value at each reporting period based on available historical annual reports and other information in the public domain. In case of other companies, where there are no comparable companies' valuations available (also includes start-up companies) and no further information available for future projections, capacity utilisation, commencement of operations, etc., the method of valuation followed is cost approach. The Company evaluates the aforesaid position at each period end.

Income taxes:

Significant judgements are involved in determining the provision for income taxes, including amount expected to be paid/recovered for uncertain tax positions.

4.2. Significant accounting judgements, estimates and assumptions

The preparation of the company's financial statements requires management to make judgements, estimates and assumptions that affect the reported amounts of revenues, expenses, assets and liabilities, and the accompanying disclosures, and the disclosure of contingent liabilities. Uncertainty about these assumptions and estimates could result in outcomes that require a material adjustment to the carrying amount of assets or liabilities affected in future periods.

Judgements

In the process of applying the company's accounting policies, management has made the following judgements, which have the most significant effect on the amounts recognised in the standalone financial statements:

Determination of lease term & discount rate:

Ind AS 116 leases requires lessee to determine the lease term as the non-cancellable period of a lease adjusted with any option to extend or terminate the lease, if the use of such option is reasonably certain. The company makes assessment on the expected lease term on lease by lease basis and thereby assesses whether it is reasonably certain that any options to extend or terminate the contract will be exercised. In evaluating the lease term, the company considers factor such as any significant leasehold improvements undertaken over the lease term, costs relating to the termination of lease and the importance of the underlying to the company's operations taking into account the location of the underlying asset and availability of the suitable alternatives. The lease term in future period is reassessed to ensure that the lease term reflects the current economic circumstances.

Notes to the Financial Statements

The discount rate is generally based on the incremental borrowing rate specific to the lease being evaluated or for a portfolio of leases with similar characteristics.

Estimates and assumptions

The key assumptions concerning the future and other key sources of estimation uncertainty at the reporting date, that have a significant risk of causing a material adjustment to the carrying amounts of assets and liabilities within the next financial year, are described below. The company based on its assumptions and estimates on parameters available when the financial statements were prepared. Existing circumstances and assumptions about future developments, however, may change due to market changes or circumstances arising that are beyond the control of the company. Such changes are reflected in the assumptions when they occur.

Impairment of non-financial assets

Impairment exists when the carrying value of an asset or cash generating unit exceeds its recoverable amount, which is the higher of its fair value less costs of disposal and its value in use. The fair value less costs of disposal calculation is based on available data from binding sales transactions, conducted at arm's length, for similar assets or observable market prices less incremental costs for disposing of the asset. The value in use calculation is based on a Discounted Cash Flow model. The cash flows are derived from the budget for the next five years and do not include activities that the company is not yet committed to or significant future investments that will enhance the asset's performance of the Cash Generating Unit being tested. The recoverable amount is sensitive to the discount rate used for the Discounted Cash Flow model as well as the expected future cash-inflows and the growth rate used for extrapolation purposes.

Taxes

Deferred tax assets are recognised for unused tax losses to the extent that it is probable that taxable profit will be available against which the losses can be utilised. Significant management judgement is required to determine the amount of deferred tax assets that can be recognised, based upon the likely timing and the level of future taxable profits together with future tax planning strategies.

Defined benefit plans

The cost of the defined benefit plans viz. gratuity, superannuation for the eligible employees of the Company are determined using actuarial valuations. An actuarial valuation involves making various assumptions that may differ from actual developments in the future. These include the determination of the discount rate, future salary increases and mortality rates. Due to the complexities involved in the valuation and its long-term nature, a defined benefit obligation is highly sensitive to changes in these

assumptions. All assumptions are reviewed at each reporting date.

The parameter most subject to change is the discount rate. In determining the appropriate discount rate for plans operated in India, the management considers the interest rates of government bonds in currencies consistent with the currencies of the post-employment benefit obligation.

The mortality rate is based on publicly available mortality tables. Those mortality tables tend to change only at interval in response to demographic changes. Future salary increases and gratuity increases are based on expected future inflation rate.

Further details about gratuity obligations are given in Note 37.

Provision and contingent liability

On an ongoing basis, Company reviews pending cases, claims by third parties and other contingencies. For contingent losses that are considered probable, an estimated loss is recorded as an accrual in financial statements. Loss Contingencies that are considered possible are not provided for but disclosed as Contingent liabilities in the financial statements. Contingencies the likelihood of which is remote are not disclosed in the financial statements. Gain contingencies are not recognized until the contingency has been resolved and amounts are received or receivable.

Recent Accounting Pronouncements

MCA notifies Companies (Indian Accounting Standards) Amendment Rules, 2022 vide Notification No. G.S.R 255(E) Dated: 23rd March, 2022 and further amended Companies (Indian Accounting Standards) Rules, 2015, which shall come into force with effect from 1st day of April, 2022.

Amendments to existing Ind AS:

The MCA has carried amendments to the following existing standards which will be effective from 1st April, 2022. The Company is not expecting any significant impact in the financial statements from these amendments. The quantitative impacts would be finalized based on a detailed assessment which has been initiated to identify the key impacts along with evaluation of appropriate transition options.

1. Ind AS 101 – First-time Adoption of Indian Accounting Standards
2. Ind AS 103 – Business Combinations
3. Ind AS 109 – Financial Instruments
4. Ind As 16 - Property, Plant and Equipment
5. Ind AS 37 – Provisions, Contingent Liabilities and Contingent Assets
6. Ind As 41- Agriculture

Notes to the Financial Statements

5. (i) Property, Plant and Equipment

(₹ in lakhs)

PARTICULARS	GROSS BLOCK				ACCUMULATED DEPRECIATION				NET BLOCK	
	As at 01-Apr-21	Additions	Deductions/ Adjustments	As at 31-Mar-22	As at 01-Apr-21	Charge for the year	Deductions/ Adjustments	As at 31-Mar-22	Balance As at 31-Mar-22	Balance As at 31-Mar-21
Freehold land	3,242.26	374.33	-	3,616.59	-	-	-	-	3,616.59	3,242.26
Leasehold land	2,597.99	-	-	2,597.99	179.41	119.92	-	299.33	2,298.66	2,418.58
Buildings	20,765.75	205.68	-	20,971.43	3,537.29	687.34	-	4,224.63	16,746.80	17,228.46
Bridge, culverts, bunders, etc.	0.18	-	-	0.18	0.11	0.02	-	0.13	0.05	0.07
Roads	441.55	-	441.55	108.77	34.81	-	143.58	297.97	332.78	
Plant and machinery	3,05,464.62	4,074.57	6,865.22	3,02,673.97	63,143.98	14897.82	6498.97	71,542.83	2,31,131.14	2,42,320.64
Furniture and fittings	1,162.89	68.70	4.16	1,227.43	248.34	129.19	3.69	373.84	853.59	914.55
Motor Vehicles	244.75	71.05	18.71	297.09	161.68	15.54	16.90	160.32	136.77	83.07
Railway sidings	2,208.14	-	-	2,208.14	681.22	121.60	-	802.82	1,405.32	1,526.92
Office equipment	1,031.33	273.89	17.94	1,287.28	588.79	143.54	16.98	715.35	571.93	442.54
Computers and Data Processing units	786.68	94.51	61.19	820.00	315.59	128.92	57.88	386.63	433.37	471.09
Laboratory equipment	1,577.71	99.53	16.38	1,660.86	509.70	161.51	13.13	658.08	1,002.78	1,068.01
Electrical Installation and Equipment	13,087.88	329.11	60.27	13,356.72	3,625.31	1250.71	57.26	4,818.76	8,537.96	9,462.57
Library books	16.96	-	16.96	10.57	1.25	-	11.82	5.14	6.39	
TOTAL	3,52,628.69	5,591.37	7,043.87	3,51,176.19	73,110.76	17,692.17	6,664.81	84,138.12	2,67,038.07	2,79,517.93
Capital work in progress									15,743.23	11,698.95

PARTICULARS	GROSS BLOCK				ACCUMULATED DEPRECIATION				NET BLOCK	
	As at 01-Apr-20	Additions	Deductions/ Adjustments	As at 31-Mar-21	As at 01-Apr-20	Charge for the year	Deductions/ Adjustments	As at 31-Mar-21	Balance As at 31-Mar-21	Balance As at 31-Mar-20
Freehold land	3,242.89	-	0.63	3,242.26	-	-	-	-	3,242.26	3,242.89
Leasehold land	1,640.56	957.43	-	2,597.99	59.83	119.58	-	179.41	2,418.58	1,580.73
Buildings	19,941.04	844.10	19.39	20,765.75	2,855.95	696.50	15.16	3,537.29	17,228.46	17,085.09
Bridge, culverts, bunders, etc.	0.18	-	-	0.18	0.09	0.02	-	0.11	0.07	0.09
Roads	415.45	26.10	-	441.55	75.58	33.19	-	108.77	332.78	339.87
Plant and machinery	3,01,268.82	5,206.19	1,010.39	3,05,464.62	49,400.91	14675.84	932.77	63,143.98	2,42,320.64	2,51,867.91
Furniture and fittings	975.57	203.90	16.58	1,162.89	142.99	120.92	15.57	248.34	914.55	832.58
Motor Vehicles	240.01	5.06	0.32	244.75	147.81	14.17	0.30	161.68	83.07	92.20
Railway sidings	2,208.14	-	-	2,208.14	559.62	121.60	-	681.22	1,526.92	1,648.52
Office equipment	835.11	217.84	21.62	1,031.33	507.11	102.32	20.64	588.79	442.54	328.00
Computers and Data Processing units	557.88	246.34	17.54	786.68	212.88	119.37	16.66	315.59	471.09	345.00
Laboratory equipment	1,573.10	28.84	24.23	1,577.71	372.42	157.38	20.10	509.70	1,068.01	1,200.68
Electrical Installation and Equipment	13,049.79	141.58	103.49	13,087.88	2,491.99	1231.63	98.31	3,625.31	9,462.57	10,557.80
Library books	16.96	-	-	16.96	9.18	1.39	-	10.57	6.39	7.78
TOTAL	3,45,965.50	7,877.38	1,214.19	3,52,628.69	56,836.36	17,393.91	1,119.51	73,110.76	2,79,517.93	2,89,129.14
Capital work in progress									11,698.95	10,685.10

5. (ii) Right of Use Assets

(₹ in lakhs)

PARTICULARS	GROSS BLOCK				ACCUMULATED DEPRECIATION				NET BLOCK	
	As at 01-Apr-21	Additions	Deductions/ Adjustments	As at 31-Mar-22	As at 01-Apr-21	Charge for the year	Deductions/ Adjustments	As at 31-Mar-22	Balance As at 31-Mar-22	Balance As at 31-Mar-21
Leasehold Building	395.75	212.21	61.88	546.08	235.28	92.71	48.72	279.27	266.81	160.47
TOTAL	395.75	212.21	61.88	546.08	235.28	92.71	48.72	279.27	266.81	160.47

Notes to the Financial Statements

(₹ in lakhs)

PARTICULARS	GROSS BLOCK				ACCUMULATED DEPRECIATION				NET BLOCK	
	As at 01-Apr-20	Additions	Deductions/ Adjustments	As at 31-Mar-21	As at 01-Apr-20	Charge for the year	Deductions/ Adjustments	As at 31-Mar-21	Balance As at 31-Mar-21	Balance As at 31-Mar-20
Leasehold Building	373.25	93.20	70.70	395.75	142.79	142.21	49.72	235.28	160.47	230.46
TOTAL	373.25	93.20	70.70	395.75	142.79	142.21	49.72	235.28	160.47	230.46

*Projects temporarily suspended mainly consist of "DAP - 'D' Train Project, which is temporarily suspended as the contractor was unable to get the project executed in line with the contract terms. Pending outcome of the legal suit filed by the company, adjustment of Balance sheet items against the project cost is pending as on date.

5. (iii) Capital Work In Progress Ageing Schedule

(₹ in lakhs)

PARTICULARS	AMOUNT AS ON 31.03.2022 IN CWIP FOR THE PERIOD OF					AMOUNT AS ON 31.03.2021 IN CWIP FOR THE PERIOD OF				
	Less than 1 year	1-2 Years	2-3 Years	More Than 3 Years	Total	Less than 1 year	1-2 Years	2-3 Years	More Than 3 Years	Total
Projects in Progress	8,457.98	925.22	1,883.17	784.50	12,050.87	4,962.90	2,159.17	626.81	257.71	8,006.59
Projects temporarily suspended *	-	-	-	3,692.36	3,692.36	-	-	-	3,692.36	3,692.36
TOTAL	8,457.98	925.22	1,883.17	4,476.86	15,743.23	4,962.90	2,159.17	626.81	3,950.08	11,698.95

* Projects temporarily suspended mainly consist of "DAP - 'D' Train Project, which is temporarily suspended as the contractor was unable to get the project executed in line with the contract terms. Pending outcome of the legal suit filed by the company, adjustment of Balance sheet items against the project cost is pending as on date.

6. Intangible assets

(₹ in lakhs)

PARTICULARS	GROSS BLOCK				ACCUMULATED DEPRECIATION				NET BLOCK	
	As at 01-Apr-21	Additions	Deductions/ Adjustments	As at 31-Mar-22	As at 01-Apr-21	Charge for the year	Deductions/ Adjustments	As at 31-Mar-22	Balance As at 31-Mar-22	Balance As at 31-Mar-21
Computer software	1,404.38	-	3.24	1,401.14	1,253.04	32.65	1.36	1,284.33	116.82	151.35
TOTAL	1,404.38	-	3.24	1,401.14	1,253.04	32.65	1.36	1,284.33	116.82	151.35

PARTICULARS	GROSS BLOCK				ACCUMULATED DEPRECIATION				NET BLOCK	
	As at 01-Apr-20	Additions	Deductions/ Adjustments	As at 31-Mar-21	As at 01-Apr-20	Charge for the year	Deductions/ Adjustments	As at 31-Mar-21	Balance As at 31-Mar-21	Balance As at 31-Mar-20
Computer software	1,292.55	111.83	-	1,404.38	1,144.43	108.61	-	1,253.04	151.35	148.12
TOTAL	1,292.55	111.83	-	1,404.38	1,144.43	108.61	-	1,253.04	151.35	148.12

Notes

- 1 The Company has commissioned (24 x 2 MTPD) Nylon 6 Compounding plant at a cost of ₹ 3176.08 Lakhs during FY 2021-22.
- 2 Asset acquisition includes R&D assets of ₹ 25.23 lakhs (previous year ₹ 61.36 lakhs).
- 3 The Company has leased a portion of its land to Bank of Baroda for bank premises at Fertilizernagar and Sikka and Gas Authority of India Ltd. (GAIL) for establishment of CNG pumping station.
- 4 The Company has acquired land through Government and also through direct negotiations. The entire land is in possession of the Company. In respect of other portion of land acquired through direct negotiations, compensation has been paid at the negotiated price. The Company also holds possession of a portion of land for which no amount has been paid in absence of receipt of awards.
- 5 The Company established Sikka Jetty at its own cost, which is in operation since 1987. After due discussion with Gujarat Maritime Board (GMB), a consensus was arrived at establishing ownership of jetty with the Company. Thereafter, in terms of resolution passed by GMB, the ownership of the jetty at Sikka was transferred to the Company. However, during 1994, GMB has reversed its earlier decision not supported by resolution and contended that the ownership of the jetty rests with GMB. The Company has made representation to the appropriate authority with regards to the ownership of the jetty with the Company.

The matter of deciding the status of Jetty was under examination at GMB & Government of Gujarat levels since long back. Various meetings were also held and after due diligence on the matter, it is decided by the Board of GMB supported by a resolution to assign the status of Captive Jetty to sikka jetty and the Company has to sign Captive Jetty Agreement with GMB. The matter is under discussion with GMB authorities. At present the Company is in possession of the Jetty and continues to be the owner of the Jetty pending signing of the Agreement.

Notes to the Financial Statements

7. Non-current investments

(₹ in lakhs)

Particulars	As at 31-03-2022	As at 31-03-2021
Investments in equity shares of Associates measured at cost		
14,302 shares of Vadodara Enviro Channel Ltd. - ₹ 10 each*	-	-
12,50,000 shares of Gujarat Green Revolution Company Ltd. - ₹ 10 each	125.00	125.00
1,63,34,558 Shares of Karnalyte Resources Inc - Canadian Dollar (CAD)	4,064.38	4,064.38
Less : Provision for Impairment (Note - f)	1,418.10	1,418.10
	2,771.28	2,771.28
Investments in equity shares of subsidiary measured at cost		
1,99,99,994 shares of GSFC Agrotech Ltd. - ₹ 10 each	2,000.00	2,000.00
12,00,000 shares of Vadodara Jal Sanchay Private Limited - ₹ 10 each	120.00	120.00
12,00,000 shares of Gujarat Port and Logistics Company Limited - ₹ 10 each	120.00	120.00
	2,240.00	2,240.00
Unquoted equity shares of other companies measured at fair value through OCI		
22,50,000 Shares of Indian Potash Limited - ₹ 10 each	49,162.50	17,857.35
12,26,31,575 Shares of Gujarat Chemical Port Terminal Co. Ltd. - ₹ 1 each	38,015.79	25,740.37
1 Share of Gujarat State Electricity Corporation Ltd – ₹ 10 each (Note - b)	-	-
2,35,00,000 Shares of Gujarat State Petroleum Corporation Limited – ₹ 1 each	2,627.30	2,319.45
41,79,848 Shares of Tunisian Indian Fertilizers (TIFERT s.a.) - TND 10 each (Note - c)	-	-
60,000 Shares of Gujarat Venture Finance Limited – ₹ 10 each	165.60	115.27
50,000 Shares of Biotech Consortium India Limited – ₹ 10 each	20.00	21.07
1,15,000 Shares of Gujarat Data Electronics Limited - ₹ 10 each	-	-
	89,991.19	46,053.51
Quoted equity shares of other companies measured at fair value through OCI		
3,07,79,167 Shares of Gujarat Narmada Valley Fertilizers Co. Ltd. - ₹ 10 each	2,59,914.68	92,399.06
2,23,62,784 Shares of Gujarat Industries Power Company Ltd. - ₹ 10 each	16,425.46	16,939.81
16,55,040 Shares of Gujarat Alkalies & Chemicals Ltd. - ₹ 10 each	14,838.26	5,706.58
4,69,14,475 Shares of Gujarat Gas Ltd. - ₹ 2 each	2,36,097.10	2,57,771.58
9,35,600 Shares of Gujarat State Financial Corporation - ₹ 10 each	-	-
11,36,000 Shares of Bandhan Bank Limited - ₹ 10 each	3,492.06	3,849.90
5,49,440 Shares of Industrial Development Bank of India - ₹ 10 each	235.16	211.81
5,79,000 Shares of Mangalore Chemicals & Fertilizers Ltd. - ₹ 10 each	500.84	418.04
	5,31,503.56	3,77,296.78
Total FVTOCI Investments	6,21,494.75	4,23,350.29
Other equity investments		
Tunisian Indian Fertilizers (TIFERT) (Note - e)	-	-
TOTAL INVESTMENTS	6,26,506.03	4,28,361.57
Aggregate book value of Quoted Investments	5,31,503.56	3,77,296.78
Aggregate market value of Quoted Investments	5,31,503.56	3,77,296.78
Aggregate carrying value of Unquoted Investments	95,002.47	51,064.79
Category-wise other investments-as per Ind AS 109 classification		
Particulars	31-03-2022	31-03-2021
Financial assets carried at fair value through profit or loss (FVTPL)	-	-
Financial assets carried at amortised cost	5,011.28	5,011.28
Financial assets measured at FVTOCI	6,21,494.75	4,23,350.29
TOTAL INVESTMENTS	6,26,506.03	4,28,361.57

Notes to the Financial Statements

Notes:

* Less than a Thousand

- There is no change in the no of shares compare to previous year, except where specifically mentioned above under each case.
- As per Notification of Govt of Gujarat, Bhavnagar Energy Company Ltd.(BECL) is Merged with Gujarat State Electricity Corpo. Ltd.(GSECL) As per the Merger scheme, the company has received 1 No. of share of GSECL in exchange of 7,12,20,000 No. of shares of BECL. The Fair Value of said investment is ₹ Nil as on 31st March 2022 & 31st March 2021.
- The equity shares held by the Company in Tunisian Indian Fertilizers S.A., Tunisia (TIFERT) have been pledged to secure the obligations of TIFERT to their lenders.
- Investments at fair value through OCI (fully paid) reflect investment in quoted and unquoted equity securities. Refer note 41 for determination of their fair values.
- The company has provided a loan of USD 2.50 Mn to TIFERT for procurement of critical spares and equipments. Provided loan carries an interest of daily average LIBOR plus a margin of 225 basis points. It was provided with a condition of compulsory conversion in equity shares of TIFERT after 3 years from the date of agreement however the term of loan has been extended for further 2 years by Sponsors on request of TIFERT. Hence, Principal amount of the loan along with unpaid interest will be converted into equity shares of TIFERT at face value after 5 years from the date of agreement and accordingly the same has been classified as Investment, as in substance the nature is of the investment. The Fair Value of said loan is ₹ Nil as on 31st March 2022 & 31st March 2021.
- Impairment Loss of ₹ NIL (PY ₹ 548.07 Lakhs) was recognised in the carrying value of investment in Karnalyte Resources Ltd under the head "Other Expenses" in Profit and Loss Account. As share valuation has been carried out considering the Replacement cost method, Investment is categorised at Level 3 of the fair value hierarchy.

8. Other non-current financial assets

(₹ in lakhs)

Particulars	As at 31st March, 2022	As at 31st March, 2021
Unsecured, considered good		
Other deposits	2,826.93	2,940.04
Unsecured, considered doubtful		
Deposits with companies & others	102.70	102.70
Less: Allowance for doubtful deposits	(102.70)	(102.70)
TOTAL	2,826.93	2,940.04

9. Other non current assets

(₹ in lakhs)

Particulars	As at 31st March, 2022	As at 31st March, 2021
Capital Advances*	31,248.21	30,557.26
Prepayment for Leasehold Land	-	-
Others	24.85	24.85
TOTAL	31,273.06	30,582.11

*Capital advance as on 31st March,2022 includes ₹ 27,968.04 lakhs (₹ 28,281.51 lakhs as at 31st March,2021) advance for leasehold land pending execution of lease deed towards plot in Dahej.

Notes to the Financial Statements

10. Inventories

(₹ in lakhs)

Particulars	As at 31st March, 2022	As at 31st March, 2021
Raw materials	31,866.27	22,675.10
Raw materials in Transit	12,027.83	-
Work-in-Process	2,546.96	1,445.55
Finished goods	59,279.68	43,914.64
Stock in trade	1,841.95	1,419.62
Stores and spares (including packing material)	22,323.31	21,349.19
TOTAL	1,29,886.00	90,804.10

11. Trade receivables

(₹ in lakhs)

Particulars	As at 31st March, 2022	As at 31st March, 2021
Secured, considered good	575.59	781.32
Unsecured, considered good	35,632.15	47,517.19
Less: Allowance for expected credit loss	(308.61)	(441.21)
Unsecured, considered good	35,323.54	47,075.98
Unsecured, credit impaired	6,361.96	6,247.07
Less: Allowance for doubtful debts	(6,361.96)	(6,247.07)
Unsecured, credit impaired	-	-
Total Trade Receivables	35,899.13	47,857.30

- (i) The average credit period on sale of goods is 30 to 90 days. No interest is charged on trade receivables up to the expiry of the credit period. Thereafter, interest is charged at 12% per annum on the outstanding balance.
- (ii) The company has five customers (GSFC Agrotech Limited, JCT Ltd, SRF Ltd, MIT Ltd & GSCMFL) which represents more than 5% of the total balance of trade receivables.
- (iii) The Company has used a practical expedient by computing the expected credit loss allowance for trade receivables based on a provision matrix. The provision matrix takes into account historical credit loss experience and adjusted for forward looking information. The expected credit loss allowance is based on the ageing of the days the receivables are due and the rates as given in the provision matrix. Refer note 41 for the provision matrix at the end of the reporting period, ageing of receivable and movement in the expected credit loss allowance.
- (iv) The concentration of credit risk is limited due to the fact that the customer base is large and unrelated. Refer note 41 for the credit risk management by the Company.
- (v) The above balances include trade receivables from related parties ₹ 3328.51 Lakhs (₹ 6456.39 Lakhs as on 31 March 2021) Refer note 39.

Notes to the Financial Statements

(vi) Trade receivable ageing schedule:

Particulars	Outstanding as on 31st March 2022 for following periods from due date of payment						Outstanding as on 31st March 2021 for following periods from due date of payment							
	Not Due	Less than 6 months	6 months- 1 Years	1-2 Years	2-3 Years	More than 3 Years	Total	Not Due	Less than 6 months	6 months- 1 Years	1-2 Years	2-3 Years	More than 3 Years	Total
Undisputed Trade Receivable- Considered good	33,412.18	2,379.28	0.45	0.53	87.29	328.00	36,207.73	45,382.81	2,267.48	41.47	182.12	146.56	278.06	48,288.51
Undisputed Trade Receivable- Significant increase in credit risk	-	-	-	-	-	-	-	-	-	-	-	-	-	-
Undisputed Trade Receivable- Credit Impaired	-	-	-	-	-	-	-	-	-	-	-	-	-	-
Disputed Trade Receivable- Considered good	-	-	-	-	-	-	-	-	-	-	-	-	-	-
Disputed trade receivable- Significant increase in credit risk	-	-	-	-	-	-	-	-	-	-	-	-	-	-
Disputed Trade Receivable- Credit Impaired	-	-	-	-	22.38	6,339.58	6,361.96	-	-	0.44	-	1.26	6,245.37	6,247.07
Total Receivables	33,412.18	2,379.28	0.45	0.53	109.67	6,667.59	42,569.70	45,382.81	2,267.48	41.92	182.12	147.82	6,523.43	54,545.58
Less: Credit Impaired (Allowance for Doubtful Debt)	-	-	-	-	-	-	6,670.57	-	-	-	-	-	-	6,688.28
Total Receivables	33,412.18	2,379.28	0.45	0.53	109.67	6,667.59	35,899.13	45,382.81	2,267.48	41.92	182.12	147.82	6,523.43	47,857.30

Notes to the Financial Statements

12. Government subsidies receivable

(₹ in lakhs)

Particulars	As at 31st March, 2022	As at 31st March, 2021
Subsidy from Government of India under New Urea Policy/Nutrient Based Subsidy Scheme		
Subsidy Receivable from Government	71,469.73	54,013.09
Less: Allowance for doubtful debts	458.29	458.29
TOTAL	71,011.44	53,554.80

13. Cash and cash equivalents

(₹ in lakhs)

Particulars	As at 31st March, 2022	As at 31st March, 2021
Cash and cash equivalents		
Cash on hand	4.24	3.02
Balances with banks		
In current accounts	2,635.45	6,034.60
Debit balance in Cash Credit Account	1,588.36	-
Liquid Deposits with Financial Institutions	26,500.00	13,900.00
	30,728.05	19,937.62

14. Other bank balances

(₹ in lakhs)

Particulars	As at 31st March, 2022	As at 31st March, 2021
In Unclaimed dividend account-restricted	480.07	498.25
In Deposit accounts (original maturity more than three months)	373.13	773.45
TOTAL	853.20	1,271.70

If the dividend has not been claimed within 30 days from the date of its declaration, the Company is required to transfer the total amount of the dividend which remains unpaid or unclaimed, to a special account to be opened by the Company in a scheduled bank to be called "Unpaid Dividend Account". The unclaimed dividend lying in such account is required to be transferred to the Investor Education and Protection Fund (IEPF), administered by the Central Government after a period of seven years from the date of declaration. Company has transferred Unclaimed Dividend upto FY 2013 – 2014 to IEPF upto March 31, 2022.

15. Loans

(₹ in lakhs)

Particulars	As at 31st March, 2022	As at 31st March, 2021
Secured, considered good		
Loans to employees*	22,542.24	20,449.69
Unsecured, considered good		
Advances to employees	40.04	54.07
Other loans to employees	556.73	580.66
Others	17.93	39.70
TOTAL	23,156.94	21,124.12

Notes:

* The loans are secured by mortgage of the underlying assets and are repayable on demand.

Loans and receivables are non-derivative financial assets which generate a fixed or variable interest income for the Company. The carrying value may be affected by changes in the credit risk of the counter parties. These financial assets are carried at amortised cost.

Notes to the Financial Statements

16. Other current financial assets

(₹ in lakhs)

Particulars	As at 31st March, 2022	As at 31st March, 2021
Financial assets at amortised cost		
Deposits with Financial Institutions and Banks	1,31,500.00	85,800.00
Interest accrued	2,362.18	284.19
Others	151.87	1,038.64
TOTAL	1,34,014.05	87,122.83

17. Other Current Assets

(₹ in lakhs)

Particulars	As at 31st March, 2022	As at 31st March, 2021
Unsecured, considered good		
Balances with govt. agencies	5,528.58	5,825.99
Advances to suppliers*	15,954.62	11,692.24
Prepaid expenses	405.78	919.48
Prepayment for Lease hold lands	297.53	281.60
TOTAL	22,186.51	18,719.31

* includes advances to related parties ₹ 3805.83 lakhs (₹ 5474.21 lakhs as at 31st March,2021).

18. Assets held for sale

(₹ in lakhs)

Particulars	As at 31st March, 2022	As at 31st March, 2021
Assets classified as held for sale*	0.25	478.98
TOTAL	0.25	478.98

* Expected net realizable value is higher than carrying amount.

-The Company disposed off plant and machinery having carrying value of ₹ 75 Lakhs and New Delhi Residential Property amounting to ₹ 403.72 Lakhs during the year.

Notes to the Financial Statements

19. Share Capital

(₹ in lakhs)

Particulars	As at 31st March 2022		As at 31st March 2021	
	Number of shares Refer Note (a) below	Amount	Number of shares Refer Note (a) below	Amount
Authorised				
Equity Shares of ₹ 2/- each	1,00,00,00,000	20,000.00	1,00,00,00,000	20,000.00
Redeemable Cumulative Preference Shares of ₹100 each	1,60,00,000	16,000.00	1,60,00,000	16,000.00
		36,000.00		36,000.00
Issued, Subscribed and Paid up:				
Issued				
Equity Shares: Face value of ₹ 2/- each				
Shares outstanding at beginning of the year	39,91,21,850	7,982.44	39,91,21,850	7,982.44
Shares outstanding at year end	39,91,21,850	7,982.44	39,91,21,850	7,982.44
Subscribed				
Equity Shares: Face value of ₹ 2/- each				
Shares outstanding at beginning of the year	39,90,69,685	7,981.39	39,90,69,685	7,981.39
Shares outstanding at year end	39,90,69,685	7,981.39	39,90,69,685	7,981.39
Paid-up				
Equity Shares: Face value of ₹ 2/- each				
Shares outstanding at beginning of the year	39,84,77,530	7,969.55	39,84,77,530	7,969.55
Shares outstanding at year end	39,84,77,530	7,969.55	39,84,77,530	7,969.55
TOTAL	39,84,77,530	7,969.55	39,84,77,530	7,969.55

a) Reconciliation of Shares outstanding at the beginning and the end of the reporting period (₹ in lakhs)

Particulars	As at 31st March 2022		As at 31st March 2021	
	Number of shares	Amount	Number of shares	Amount
Equity Shares				
At the beginning of the year	39,84,77,530	7,969.55	39,84,77,530	7,969.55
Issued / Reduction, if any during the year	-	-	-	-
Outstanding at the end of the year	39,84,77,530	7,969.55	39,84,77,530	7,969.55

b) Rights, preferences and restrictions attached to shares

Equity shares

The Company has one class of equity shares having a par value of ₹ 2 each. Each shareholder is eligible for one vote per share held. The dividend proposed by Board of Directors is subject to approval of shareholders in the ensuing Annual General Meeting. In the event of liquidation, the equity shareholders are eligible to receive the remaining assets of the Company after distribution of all preferential amounts, in proportion to their shareholding.

c) Shareholders holding more than 5% of equity share capital

Particulars	As at 31st March 2022		As at 31st March 2021	
	Number of shares	Percentage of holding	Number of shares	Percentage of holding
Gujarat State Investments Limited	15,07,99,905	37.84	15,07,99,905	37.84
Life Insurance Corporation of India	2,44,67,861	6.14	3,17,78,658	7.98
Fidelity Puritan Trust-Fidelity Low priced stock fund	2,70,50,100	6.79	2,85,00,000	7.15

Notes to the Financial Statements

- d) Aggregate number of bonus shares issued, shares issued for consideration other than cash and shares bought back during the period of five years immediately preceding the reporting date: NIL
e) Calls Unpaid: NIL, Forfeited Shares: ₹ 11.84 Lakhs
f) Details of Promoters holding Shares in the company

Particulars	As at 31st March 2022		As at 31st March 2021		% Change during the year
	Number of shares	Percentage of holding	Number of shares	Percentage of holding	
Gujarat State Investments Limited	15,07,99,905	37.84	15,07,99,905	37.84	-

Particulars	As at 31st March 2021		As at 31st March 2020		% Change during the year
	Number of shares	Percentage of holding	Number of shares	Percentage of holding	
Gujarat State Investments Limited	15,07,99,905	37.84	15,07,99,905	37.84	-

20. Other equity

(₹ in lakhs)

Particulars	Reserves & Surplus					Items of OCI Equity Instruments through OCI	Total Equity
	Capital reserve	Security premium	Capital redemption reserve	General reserve	Retained earnings		
Balance as at April 01, 2020	1,256.33	30,524.02	3,335.00	4,84,153.31	22,351.02	1,30,195.36	6,71,815.04
Changes in accounting policy or prior period errors	-	-	-	-	-	-	-
Restated Balance as at 1st April, 2020	-	-	-	-	-	-	-
Profit for the year	-	-	-	-	41,767.05	-	41,767.05
Other comprehensive income for the year net of income tax	-	-	-	-	-	1,98,250.45	1,98,250.45
Other comprehensive income arising from remeasurement of defined benefit obligation net of income tax	-	-	-	-	(605.69)	-	(605.69)
Total comprehensive income for the year	-	-	-	-	41,161.36	1,98,250.45	2,39,411.82
Dividends paid [Note 20]	-	-	-	-	(4,781.72)	-	(4,781.72)
Transfer to General reserve	-	-	-	23,000.00	(23,000.00)	-	-
Balance as at March 31, 2021	1,256.33	30,524.02	3,335.00	5,07,153.31	35,730.66	3,28,445.82	9,06,445.13
Balance as at April 01, 2021	1,256.33	30,524.02	3,335.00	5,07,153.31	35,730.66	3,28,445.82	9,06,445.13
Changes in accounting policy or prior period errors	-	-	-	-	-	-	-
Restated Balance as at 1st April, 2021	-	-	-	-	-	-	-
Profit for the year	-	-	-	-	89,089.93	-	89,089.93
Other comprehensive income for the year net of income tax	-	-	-	-	-	1,70,800.99	1,70,800.99
Other comprehensive income arising from remeasurement of defined benefit obligation net of income tax	-	-	-	-	1,331.14	-	1,331.14
Total comprehensive income for the year	-	-	-	-	90,421.07	1,70,800.99	2,61,222.06
Dividends paid [Note 20]	-	-	-	-	(8,766.49)	-	(8,766.49)
Transfer to General reserve	-	-	-	49,000.00	(49,000.00)	-	-
Balance as at March 31, 2022	1,256.33	30,524.02	3,335.00	5,56,153.31	68,385.23	4,99,246.81	11,58,900.70

Distributions made and proposed

(₹ in lakhs)

Particulars	Amount
Cash dividends on equity shares declared and paid:	
Final dividend for the year ended on 31 March 2021: ₹ 2.20 per share (31 March 2020: ₹ 1.20 per share)	8,766.49
Total cash dividends declared and paid	8,766.49
Proposed dividends on Equity shares:	
Final dividend for the year ended on 31 March 2022: ₹ 2.50 per share (31 March 2021: ₹ 2.20 per share)	9,961.94
Total Proposed dividends	9,961.94
Proposed dividends on equity shares are subject to approval at the annual general meeting and are not recognised as a liability	

Notes to the Financial Statements

1. **Capital Reserve:** This reserve has been created from amounts forfeited on shares not fully paid up, scheme of capital subsidy for industries in backwards areas, etc. It is not available for distribution of dividend.
2. **Securities Premium:** The amount received in excess of face value of the Rights Equity shares issued have been recognised in Share Premium Reserve, etc. It is not available for distribution of dividend.
3. **Capital Redemption Reserve:** Capital Redemption Reserve has been created against the redemption of preference shares in earlier years. It is not available for distribution of dividend.
4. **General Reserve:** General Reserve represents a reserve other than capital reserve which is not earmarked for a specific purpose.
5. **Retained Earnings:** Retained Earnings represents surplus/accumulated earnings of the Company and are available for distribution to shareholders.
6. **Other comprehensive income (OCI):** OCI comprises items of income and expenses (including reclassification adjustments) that are not recognised in profit or loss as required or permitted by Indian Accounting Standards. The components of OCI include: re-measurements of defined benefit plans, gains and losses arising from investment in equity instruments.

21. Long term provisions

(₹ in lakhs)

Particulars	As at 31st March, 2022	As at 31st March, 2021
Provision for employee benefits		
Provision for Gratuity (Refer Note 37)	4,157.87	11,094.13
Provision for Pension (Refer Note 37)	4,066.45	23,724.18
Provision for Compensated absences	21,666.56	22,922.86
Provision for Post Retirement Medical Benefit Scheme (PRMBS) (Refer Note 37)	4,968.49	5,218.68
Other Provisions		
Provision for Asset Retirement Obligation	2,381.49	2,200.03
TOTAL	37,240.86	65,159.88

Movement in provision for Asset Retirement Obligation:

Particulars	As at 31st March, 2022	As at 31st March, 2021
Balance at Beginning of Year	2,200.03	2,032.64
Additional provision recognised	181.46	167.39
Balance at Closing of Year	2,381.49	2,200.03

22. Financial Liabilities- borrowings

(₹ in lakhs)

Particulars	As at 31st March, 2022	As at 31st March, 2021
Secured		
Loans repayable on demand		
From Banks		
Cash credit account *	-	3,500.97
Unsecured		
Loans repayable on demand		
Short term working capital demand loan/over drafts from banks	282.27	-
TOTAL	282.27	3,500.97

* The Cash credit facility from consortium of banks is secured by hypothecation of stock of raw materials, finished products, packing materials, general stores, spares, book debts etc. of the Company.

Interest rate details for short term borrowings:

- (i) Cash credit accounts carrier interest rates ranging from 6.75% to 8.00% p.a.
- (ii) Working capital demand loan carries interest rate ranging from 4.50% to 7.15% p.a.

Notes to the Financial Statements

23.

A Income tax asset (net)

(₹ in lakhs)

Particulars	As at 31st March, 2022	As at 31st March, 2021
Advance payment of Income Tax (net)	5,988.38	7,571.69

B Current tax liabilities (net)

(₹ in lakhs)

Particulars	As at 31st March, 2022	As at 31st March, 2021
Provision for Income Tax (net)	9,627.47	257.31

C Deferred tax liabilities (net)

Particulars	As at 31st March, 2022	As at 31st March, 2021
(a) Statement of Profit & loss		
Profit & loss section		
Current income tax charge (net of MAT credit entitlement)	32,893.61	3,822.58
Deferred tax relating to origination & reversal of temporary differences	7,957.47	7,808.16
Earlier Year Tax	547.57	(2,065.95)
Income tax expense reported in the statement of profit or loss	41,398.65	9,564.79
(b) Other comprehensive income section		
Unrealised (gain)/loss on FVTOCI equity securities	27,299.88	26,515.99
Net loss/(gain) on remeasurements of defined benefit plans	715.01	(325.34)
Income tax charged to OCI	28,014.89	26,190.65
(c) Reconciliation of tax expense and the accounting profit multiplied by India's domestic tax rate for the year ended		
Accounting profit before income tax	1,30,488.58	51,331.84
Statutory income tax rate	34.944%	34.944%
Tax at statutory income tax rate of 34.944%	45,597.73	17,937.41
Tax effects of :		
Income not subject to tax	(232.93)	(2,594.40)
Inadmissible expenses or expenses treated separately	12,194.91	12,724.59
Admissible deductions	(20,047.69)	(19,292.08)
Deduction Under chapter - VI	(4,618.41)	(4,952.94)
Deferred tax on other items	7,957.47	7,808.16
Total Tax effects	(4,746.65)	(6,306.67)
Income tax expense	40,851.08	11,630.74
Earlier year tax	547.57	(2,065.95)
Income tax expense reported in statement of Profit & loss	41,398.65	9,564.79

Notes to the Financial Statements

(d) Deferred tax relates to the following:

(₹ in lakhs)

	Balance sheet		Profit & loss	
	31-Mar-22	31-Mar-21	2021-22	2020-21
Property, plant and equipment	(56,784.88)	(57,163.53)	(378.64)	662.04
Expenses allowable for tax purpose when paid	(2,879.05)	5,652.93	8,531.98	5,642.62
Investments in Equity instruments	(32,496.51)	(5,196.63)	27,299.88	26,515.99
Fair valuation of deposits	0.30	0.30	-	0.06
Actuarial loss on Defined benefit plan	19,623.23	20,338.23	715.01	(325.34)
Fair valuation of Derivatives	(6.65)	(6.65)	-	-
Machinery Spares	1,464.17	1,464.17	-	-
Provision for PF Contribution	484.94	310.22	(174.72)	-
Allowance for doubtful debts	3,943.67	3,949.86	6.19	1,428.32
ARO provision-Windmill	528.70	465.29	(63.41)	(24.83)
ARO provision-Solar	7.32	7.32	-	(3.90)
Leasehold Building IND AS	(125.47)	(89.34)	36.12	104.32
ICDS Impact	112.94	112.88	(0.06)	(0.47)
Reclassification of MAT Credit entitlement	5,847.84	6,181.03	333.19	(3,261.97)
Deferred tax expense/(income)			36,305.54	30,736.84
Net deferred tax assets/(liabilities)	(60,279.45)	(23,973.92)		
Reconciliation of deferred tax liabilities (net):				
Opening Balance as at	31-Mar-21	31-Mar-20		
	(23,973.92)	6,762.92		
Tax income/(expense) during the period recognised in P&L	(7,957.47)	(7,808.16)		
Tax income / (Expense) MAT credit recognised in P&L	(333.19)	3,261.97		
Tax income/(expense) during the period recognised in OCI	(28,014.87)	(26,190.65)		
Closing balance as at	(60,279.45)	(23,973.92)		
	31-Mar-22	31-Mar-21		

Notes:

The company offsets tax assets and liabilities if and only if it has a legally enforceable right to set off current tax assets and current tax liabilities and the deferred tax assets and deferred tax liabilities relate to income taxes levied by the same tax authority.

Notes to the Financial Statements

24. Lease Liabilities

(₹ in lakhs)

Particulars	As at 31st March, 2022	As at 31st March, 2021
Lease Liabilities	267.57	175.77

**** Details of Lease Liabilities :**

Movement of Lease Liabilities was as under:	As at 31st March, 2022	As at 31st March, 2021
Opening Balance	175.77	246.47
Add: Additions (Transitional impact on adoption of Ind AS 116)	212.21	93.20
Add: Interest recognised during the year	30.92	29.73
Less: Deletion/Disposal	15.45	35.00
Less: Payment Made	135.88	158.63
Closing Balance	267.57	175.77

Contractual maturities of lease liabilities on an undiscounted basis:	As at 31st March, 2022	As at 31st March, 2021
- Less than one year	97.37	112.05
- One to Five years	170.20	63.72
Closing Balance	267.57	175.77

25. Current financial liabilities-trade payables

(₹ in lakhs)

Particulars	As at 31st March, 2022	As at 31st March, 2021
Due to Micro, Small and Medium Enterprises (MSMED)*	534.35	320.46
Others**	78,551.73	48,385.27
TOTAL	79,086.08	48,705.73

(1) Due to Micro, Small and Medium Enterprises (MSMED)

Particulars	As at 31st March, 2022	As at 31st March, 2021
(i) Principal amount remaining unpaid to any supplier as at the end of the accounting year	534.35	320.46
(ii) Interest due thereon remaining unpaid to any supplier as at the end of the accounting year	NIL	NIL
(iii) The amount of interest paid along with the amounts of the payment made to the supplier beyond the appointed day	NIL	NIL
(iv) The amount of interest due and payable for the year	NIL	NIL
(v) The amount of interest accrued and remaining unpaid at the end of the accounting year	NIL	NIL
(vi) The amount of further interest due and payable even in the succeeding year, until such date when the interest dues as above are actually paid	NIL	NIL

(2) Trade Payables ageing schedule:

Particulars	Outstanding as on 31st March 2022 for following periods from due date of payment						Outstanding as on 31st March 2021 for following periods from due date of payment							
	Unbilled	Not due	Less Than 1 Year	1-2 Years	2-3 Years	More than 3 Years	Total	Unbilled	Not due	Less Than 1 Year	1-2 Years	2-3 Years	More than 3 Years	Total
MSME	-	525.27	9.08	-	-	-	534.35	-	305.94	14.52	-	-	-	320.46
Others	12,802.55	57,749.14	1,258.18	282.74	15.76	3,214.04	75,322.41	9,172.13	30,063.54	1,711.06	79.24	97.91	3,214.04	44,337.92
Disputed dues – MSME	-	-	-	-	-	-	-	-	-	-	-	-	-	-
Disputed dues - Others	-	-	-	-	-	3,229.32	3,229.32	-	-	-	-	-	4,047.35	4,047.35
Total Trade Payables	12,802.55	58,274.41	1,267.26	282.74	15.76	6,443.36	79,086.08	9,172.13	30,369.48	1,725.58	79.24	97.91	7,261.39	48,705.73

*Dues to Micro and Small Enterprises have been determined to the extent such parties have been identified on the basis of information collected by the Management. This has been relied upon by the auditors.

***The above balances include trade payables to related parties ₹ 1149.07 Lakhs as on 31 March 2021) Refer Note 39.

Notes to the Financial Statements

26. Other current financial liabilities

(₹ in lakhs)

Particulars	As at 31st March, 2022	As at 31st March, 2021
Financial liabilities at fair value through profit & loss		
Derivatives not designated in hedging relationship		
Foreign exchange derivative contracts	57.41	59.05
Other financial liabilities at amortised cost		
Interest accrued but not due on borrowings	-	0.47
Unclaimed dividend*	480.07	498.25
Deposits received	5,290.00	5,487.51
Liability towards employee benefits	8,384.41	8,556.87
Creditors for capital goods	11,173.78	11,570.60
Other payables	767.89	838.96
TOTAL	26,153.56	27,011.71

* These figures do not include any amounts due and outstanding to be credited to Investor Education and Protection Fund.

27. Other current liabilities

(₹ in lakhs)

Particulars	As at 31st March, 2022	As at 31st March, 2021
Advances from customers	1,560.76	3,193.54
Statutory dues	1,842.25	2,250.84
Income received in advance	9.80	3.47
TOTAL	3,412.81	5,447.85

28. Provisions

(₹ in lakhs)

Particulars	As at 31st March, 2022	As at 31st March, 2021
Provision for employee benefits		
Provision for Gratuity (Refer note 37)	2,402.55	2,394.23
Provision for Pension (Refer note 37)	5,432.87	5,609.22
Provision for Compensated absences*	4,778.55	4,057.87
Provision for PRMBS (Refer note 37)	272.84	257.97
Other Provision**	1,387.76	887.76
TOTAL	14,274.57	13,207.05

* The provision for Compensated absences pertains to accrued ordinary and sick leave entitlements. The change in carrying amount of the provision results from additional provision recognized net of benefits paid.

**Employees' Provident Fund Trust of the Company (GSFC-EPFTs) are holding investments aggregating to Rs. 4255 Lakhs in various debt securities issued by IL&FS Group, Dewan Housing Finance Corporation Ltd., Yes Bank Ltd., Reliance Home Finance, Reliance Capital Ltd and SREI Group. As a matter of prudence, the company has made a provision in view of uncertainties regarding recoverability of such investments. In future company will make provision looking to the development in the matter.

Notes to the Financial Statements

29. Revenue from operations

(₹ in lakhs)

Particulars	Year ended 31 st March, 22	Year ended 31 st March, 21
Revenue from sale of products (including subsidy on fertilizers)		
- Manufactured / Generated products	8,37,733.48	6,68,958.63
- Traded products	61,829.42	81,002.30
Total	8,99,562.90	7,49,960.93
Revenue from operation above includes:-		
Subsidy from Government of India under New Urea Policy/Nutrient Based Subsidy Scheme		
Pertaining to current year	3,10,298.70	2,15,422.25
Pertaining to earlier years determined during current year	15,734.72	(663.61)
TOTAL	3,26,033.42	2,14,758.64

30. Other income

(₹ in lakhs)

Particulars	Year ended 31 st March, 22	Year ended 31 st March, 21
Interest		
Deposits:	5,306.20	725.20
Advances:	996.33	874.89
Others:	330.21	776.95
Dividend from long term investments	4,356.47	3,541.01
Rent	183.33	165.36
Insurance claims	3,271.94	1,848.01
Excess provision no longer required	1,339.04	1,946.03
Scrap sales	1,252.28	1,010.32
Profit on sale of fixed assets	302.84	4,343.04
Miscellaneous income	911.11	3,102.85
TOTAL	18,249.75	18,333.66

31. Cost of material consumed

(₹ in lakhs)

Particulars	Year ended 31 st March, 22	Year ended 31 st March, 21
Raw Materials		
Opening stock	22,675.10	29,874.82
Add: Purchases	5,09,378.64	3,87,975.17
Less: Closing stock	43,894.10	22,675.10
TOTAL	4,88,159.64	3,95,174.89

Notes to the Financial Statements

32. Changes in inventory of finished goods, work in process and stock in trade (₹ in lakhs)

Particulars	Year ended 31 st March, 22	Year ended 31 st March, 21
Opening stock		
Finished products	43,914.64	50,494.23
Stock in trade	1,419.62	24,433.11
Work-in-process	1,445.55	2,009.54
	46,779.81	76,936.88
Less: Closing stock		
Finished products	59,279.68	43,914.64
Stock in trade	1,841.95	1,419.62
Work-in-process	2,546.96	1,445.55
	63,668.59	46,779.81
(Increase) / Decrease	(16,888.78)	30,157.07

33. Employee benefit expenses (₹ in lakhs)

Particulars	Year ended 31 st March, 22	Year ended 31 st March, 21
Salaries, wages, bonus	46,329.96	48,047.00
Contribution to provident, gratuity and superannuation (pension) funds (including provisions)	10,469.96	10,679.63
Staff Welfare expenses	8,785.07	9,704.77
TOTAL	65,584.99	68,431.40

- Employee benefit expenses includes R&D salary expenses of ₹ 981.75 lakhs (previous year ₹ 1068.54 lakhs)(Refer note no. 42)

34. Finance costs (₹ in lakhs)

Particulars	Year ended 31 st March, 22	Year ended 31 st March, 21
Interest		
- borrowings	34.72	3,263.60
- others	507.62	619.13
Other borrowing cost	420.64	390.95
TOTAL	962.98	4,273.68

Notes to the Financial Statements

35. Other expenses

(₹ in lakhs)

Particulars	Year ended 31 st March, 22	Year ended 31 st March, 21
Consumption of stores and spare parts	14,080.54	10,472.73
Water	3,744.57	3,305.61
Packing expenses	10,638.13	9,595.13
Repairs to buildings	660.21	309.83
Repairs to machinery	8,449.67	6,689.80
Other repairs	701.39	556.61
Insurance	1,671.92	1,538.16
Rent, rates and taxes	109.39	324.42
Product transportation, distribution & loading & unloading charges	25,503.52	36,033.80
Depots and farm information centers expense	1,381.34	2,388.35
Marketing expense reimbursement, demonstration, extension services and publicity etc.	407.85	532.37
Foreign exchange gain/loss (net)	737.47	2,039.41
Directors sitting fees	17.14	12.48
Legal & Professional charges	969.14	921.32
Auditors' remuneration *	21.63	21.18
Cost auditors' fees	4.61	5.48
Allowance for doubtful debts	123.39	217.37
Amortisation of leasehold land	297.53	294.87
Donations and contributions	797.46	1,470.21
Miscellaneous	5,153.64	4,893.49
Impairment in value of Investment	-	548.07
TOTAL	75,470.54	82,170.69
Other expenses includes R&D expenses of ₹ 12.40 lakhs (previous year ₹ 18.93 lakhs) in respective heads (Refer note no. 42)		

*Auditors' remuneration

Particulars	Year ended 31 st March, 22	Year ended 31 st March, 21
Payment to Statutory Auditors:		
For Statutory audit	7.70	7.00
For Taxation matters	2.20	2.00
For other services (including Limited Review fees & certification)	10.77	11.51
For Reimbursement of expenses	0.96	0.66
	21.63	21.18

Notes to the Financial Statements

36. Earnings per share (EPS):

(₹ in lakhs)

Particulars	Year ended 31 st March, 22	Year ended 31 st March, 21
i. Profit attributable to Equity holders of the Company		
Profit attributable to equity holders of the Company		
Continuing operations	89,089.93	41,767.05
Discontinued operations	-	-
Profit attributable to equity holders of the Company for basic earnings	89,089.93	41,767.05
Effect of dilution	-	-
Profit attributable to equity holders of the Company adjusted for the effect of dilution	89,089.93	41,767.05
ii. Weighted average number of ordinary shares		
Issued ordinary shares	39,84,77,530	39,84,77,530
Effect of dilution	-	-
	39,84,77,530	39,84,77,530
Basic EPS (₹)	22.36	10.48
Diluted EPS (₹)	22.36	10.48
Nominal value per share (₹)	2.00	2.00

37. Employment benefit plans

a) The Company operates post employment and other long term employee benefits defined plans as follows:

I. Funded

- i. Gratuity
- ii. Pension

II. Unfunded

- i. Post retirement medical benefit scheme

Aforesaid post-employment benefit plans typically expose the Company to actuarial risks such as: investment risk, interest rate risk, longevity risk and salary risk.

Investment Risk: The present value of the defined benefit liability is calculated using a discount rate which is determined by reference to market yields at the end of the reporting period on government bonds.

Interest Risk: A decrease in the bond interest rate will increase the plan liability; however, this will be partially offset by an increase in the return on the plan's investments.

Longevity Risk: The present value of the defined benefit liability is calculated by reference to the best estimate of the mortality of plan participants both during and after their employment. An increase in the life expectancy of the plan participants will increase the plan's liability.

Salary Risk: The present value of the defined benefit liability is calculated by reference to the future salaries of plan participants. As such, an increase in salary of the plan participants will increase the plan's liability.

b) Defined contribution plans:

Amount towards Defined Contribution Plans have been recognised under "Contributions to Provident, Gratuity and Superannuation Fund (pension) Funds (including provisions)" in Note : 33 ₹ 4349.75 lakhs for FY 2021-22 (₹ 4077.89 lakhs for FY 2020-21).

Notes to the Financial Statements

37. Employment benefit plans (Contd...)

c) Details of funded & unfunded plans are as follows:

(₹ in lakhs)

Description	Pension		Gratuity	
	2021-22	2020-21	2021-22	2020-21
1. Changes In Present Value of obligation				
a. Obligation as at the beginning of the year	78,081.62	79,876.92	39,557.57	40,436.32
b. Current Service Cost	1,098.30	1,038.34	1,816.05	1,817.74
c. Interest Cost	5,067.50	5,263.89	2,709.69	2,765.84
d. Actuarial (Gain)/Loss	(71.50)	1,423.18	(1,282.48)	(545.82)
e. Benefits Paid	(8,861.06)	(9,520.71)	(4,575.01)	(4,916.53)
f. Obligation as at the end of the year	75,314.86	78,081.62	38,225.82	39,557.57
The defined benefit obligation is	Funded	Funded	Funded	Funded
2. Changes in Fair Value of Plan Assets				
a. Fair Value of Plan Assets as at the beginning of the year	48,748.23	39,975.19	26,069.19	21,799.23
b. Expected return on Plan Assets	3,163.76	2,634.36	1,785.74	1,491.07
c. Actuarial Gain/(Loss)	472.14	139.31	102.27	324.74
d. Contributions	22,292.47	15,520.08	8,283.21	7,370.68
e. Benefits Paid	(8,861.06)	(9,520.71)	(4,575.01)	(4,916.53)
f. Fair Value of Plan Assets as at the end of the year	65,815.54	48,748.23	31,665.39	26,069.19
3. Amount Recognised In The Balance Sheet				
a. Fair Value of Plan Assets as at the end of the year	65,815.54	48,748.23	31,665.39	26,069.19
b. Present Value of Obligation as at the end of the year	(75,314.86)	(78,081.62)	(38,225.82)	(39,557.57)
c. Amount recognised in the Balance Sheet	(9,499.32)	(29,333.39)	(6,560.43)	(13,488.38)
4. Expense recognised in P & L during the year				
a. Current Service Cost	1,098.30	1,038.34	1,816.05	1,817.74
b. Net Interest Cost	1,903.74	2,629.53	923.95	1,274.78
c. Expense recognised during the year	3,002.03	3,667.86	2,740.00	3,092.52
5. Expense recognised in OCI during the year				
a. Return on Plan Assets, Excluding Interest Income	(472.14)	(139.31)	(102.27)	(324.74)
b. Actuarial (Gain)/Loss recognised on Obligation	(71.50)	1,423.18	(1,282.48)	(545.82)
c. Net (Income)/Expense recognised during the year	(543.64)	1,283.87	(1,384.75)	(870.55)
6. Investment Details of Plan Assets				
Administered by LIC of India	100%	100%	100%	100%

d) Assumptions

(₹ in lakhs)

	Pension		Gratuity		PRMBS	
	31.03.2022	31.03.2021	31.03.2022	31.03.2021	31.03.2022	31.03.2021
a. Discount Rate (per annum)	6.84%	6.49%	7.23%	6.85%	7.40%	6.91%
b. Estimated Rate of return on Plan Assets (per annum)	6.84%	6.49%	7.23%	6.85%	NA	NA
c. Salary Escalation Rate (per annum)	NA	NA	NA	NA	NA	NA
d. Medical Cost Inflation (per annum)	NA	NA	NA	NA	4.00%	4.00%

Notes to the Financial Statements

37. Employment benefit plans (Contd...)

- e. The estimates of future salary increases considered in actuarial valuation take account of inflation, seniority, promotion and other relevant factors.
- f. The estimate of mortality rate during employment has been considered as per Indian Assured Lives Mortality (2006-08).
- g. Provident Fund contributions are made to Trusts administered by the Company. The interest rate payable to the members of the Trusts shall not be lower than the statutory rate of interest declared by the Central Government under the Employees provident Funds and Miscellaneous Provisions Act, 1952 and shortfall, if any, shall be made good by the Company.

Maturity Profile Projected benefit payable in future year from the date of reporting	Pension		Gratuity		PRMBS	
	2021-22	2020-21	2021-22	2020-21	2021-22	2020-21
1st Following year	11,285.95	9,258.84	6,187.00	5,144.22	272.83	257.96
2nd Following year	8,603.60	7,535.58	4,227.75	3,805.31	294.31	275.87
3rd Following year	10,807.14	12,857.72	5,186.63	6,183.63	311.87	297.49
4th Following year	8,806.37	10,321.03	4,246.04	5,011.09	326.99	315.12
5th Following year	8,489.20	8,470.70	4,111.28	4,131.62	341.88	330.43
Sum of year 6 to 10	38,248.27	37,778.58	18,400.23	18,436.29	1,911.59	1,862.67
Sum of year 11 and above	23,434.18	27,067.53	19,892.43	20,369.15	-	-

Description	PRMBS	
	2021-22	2020-21
1. Changes in Present Value of the defined benefit obligation		
a. Obligation as at the beginning of the year	5,476.65	4,889.38
b. Current Service Cost	220.93	199.69
c. Interest Cost	378.44	332.97
d. Actuarial (Gain)/Loss	(117.76)	517.72
e. Benefits Paid	(716.92)	(463.11)
f. Obligation as at the end of the year	5,241.33	5,476.65
The defined benefit obligation is	Unfunded	Unfunded
2. Amount Recognised in The Balance Sheet		
a. Fair Value of Plan Assets as at the end of the year	—	—
b. Present Value of Obligation as at the end of the year	(5,241.33)	(5,476.65)
c. Amount recognised in the Balance Sheet	(5,241.33)	(5,476.65)
3. Expense recognised in P & L during the year		
a. Current Service Cost	220.93	199.69
b. Interest Cost	378.44	332.97
c. Expense recognised during the year	599.36	532.66
4. Expense recognised in OCI during the year		
a. Return on Plan Assets, Excluding Interest Income	—	—
b. Actuarial (Gain)/Loss recognised on Obligation	(117.76)	517.72
c. Net (Income)/Expense recognised during the year	(117.76)	517.72

The expense is disclosed in Note No. 33 - "Employee Benefit Expenses", Pension & Gratuity are disclosed in line item - Contribution to Provident Fund, and provision to Gratuity, Superannuation (Pension) Funds. Leave Encashment is disclosed in line item - Salaries, Wages and Bonus and PRMBS is disclosed in line item - Welfare funds.

Notes to the Financial Statements

37. Employment benefit plans (Contd...)

e) Effect of one percentage point change in the assumed Discount Rate

(₹ in lakhs)

Description	2021-22		
	Pension	Gratuity	PRMBS
a. One percentage point increase in Discount Rate	(3,250.60)	(1,846.84)	(537.01)
b. One percentage point decrease in Discount Rate	3,578.39	2,062.94	658.01
Effect of one percentage point change in the assumed Salary Escalation Rate			
a. One percentage point increase in Salary Escalation Rate	3,572.77	2,030.55	NA
b. One percentage point decrease in Salary Escalation Rate	(3,304.90)	(1,865.77)	NA
Effect of one percentage point change in the assumed medical inflation rate-Benefit Obligation			
a. One percentage point increase in medical inflation rate	NA	NA	674.75
b. One percentage point decrease in medical inflation rate	NA	NA	(557.71)

f) Details of funded & unfunded plans are as follows:

(₹ in lakhs)

Pension	2021-22	2020-21	2019-20	2018-19	2017-18
Net Asset/(Liability) recognised in Balance Sheet (including experience adjustment impact)					
1 Present Value of Defined Benefit Obligation	75,314.86	78,081.62	79,876.92	61,093.93	61,080.53
2 Fair Value of Plan Assets	65,815.54	48,748.23	39,975.18	37,243.76	35,631.39
3 Status [Surplus/(Deficit)]	(9,499.32)	(29,333.39)	(39,901.74)	(23,850.18)	(25,449.14)
4 Experience Adjustment of Plan Assets [Gain/(Loss)]	472.14	139.31	(170.10)	(107.38)	323.70
5 Experience/Assumptions Adjustment of obligation [(Gain)/Loss]	(71.50)	1,423.18	18,870.75	303.51	1,858.06
Gratuity	2021-22	2020-21	2019-20	2018-19	2017-18
Net Asset/(Liability) recognised in Balance Sheet (including experience adjustment impact)					
1 Present Value of Defined Benefit Obligation	38,225.82	39,557.57	40,436.32	29,003.72	27,860.47
2 Fair Value of Plan Assets	31,665.39	26,069.19	21,799.23	21,476.75	21,376.92
3 Status [Surplus/(Deficit)]	(6,560.43)	(13,488.38)	(18,637.09)	(7,526.97)	(6,483.55)
4 Experience Adjustment of Plan Assets [Gain/(Loss)]	102.27	324.74	(8.02)	(70.52)	196.79
5 Experience/Assumptions Adjustment of obligation [(Gain)/Loss]	(1,282.48)	(545.82)	10,969.21	741.81	(1,134.55)
PRMBS	2021-22	2020-21	2019-20	2018-19	2017-18
Net Asset/(Liability) recognised in Balance Sheet (including experience adjustment impact)					
1 Present Value of Defined Benefit Obligation	5,241.33	5,476.65	4,889.38	4,049.84	4,037.11
2 Fair Value of Plan Assets	-	-	-	-	-
3 Status [Surplus/(Deficit)]	(5,241.33)	(5,476.65)	(4,889.38)	(4,049.84)	(4,037.11)
4 Experience Adjustment of Plan Assets [Gain/(Loss)]	-	-	-	-	-
5 Experience/Assumptions Adjustment of obligation [(Gain)/Loss]	(117.76)	517.72	908.56	63.38	122.04

Notes to the Financial Statements

38. Commitment and contingencies

a. Commitments

(₹ in lakhs)

Particulars	As at 31 Mar-22	As at 31 Mar-21
(i) Estimated amount of contracts remaining to be executed on capital accounts and not provided for	14,865.20	10,038.45

b. Contingent liabilities

(₹ in lakhs)

Particulars	As at 31 Mar-22	As at 31 Mar-21
Claims against the Company not acknowledgement as debt		
(i) Excise and Customs duty	2,372.72	9,220.76
(ii) Central sales tax and value added tax	3,461.20	4,067.22
(iii) Income tax	16,042.03	16,340.32
(iv) Other claims by:		
- Income tax assessment orders contested	3,452.35	3,191.40
- Others	67,664.30	57,566.04
- Employees / ex-employees, contractual labour – pending before courts	Not ascertainable	Not ascertainable

In respect of the above, the expected outflow will be determined at the time of final resolution of the dispute.

c. Contingent Assets

The Company does not have any contingent assets.

Notes to the Financial Statements

39. Related party transactions

(₹ in lakhs)

Name of the Party	Nature of Relationship	Nature of Transaction	2021-22	2020-21
GSFC Agrotech Limited	Subsidiary	Purchase of goods & Other expenses	1,521.48	1,256.94
		Sale of Product	34,953.66	32,299.87
		Income from Other Services	6.99	65.24
		Reimbursement of expense	960.65	316.55
		Expenses recovered	1,365.61	746.02
		ICD Received	-	300.00
		ICD Repaid	-	300.00
		Interest expense on ICD	-	10.26
		Dividend Received	100.00	48.00
		Outstanding balance-Payable	(65.68)	(391.51)
		Outstanding balance-Receiveable	2,988.16	4,859.98
Vadodara Jal sanchay Private Limited	Subsidiary	Equity contribution	-	120.00
Gujarat Port & Logistic Company Limited	Subsidiary	Equity contribution	-	120.00
Vadodara Enviro Channel Ltd.	Associate	Usage of effluent channel	352.24	333.86
		Outstanding balance-Payable	24.62	(3.16)
Gujarat Green Revolution Company	Associate	Expenses recovered	198.56	223.39
		ICD Repaid	-	10,000.00
		Interest expense on ICD	-	114.48
		Dividend Received	12.50	12.50
		Outstanding balance-Receiveable	78.58	42.15
Kamalyte Resources Inc.	Associate	Expenses recovered	14.91	25.14
		Provision for Investment	-	548.07
Managing Director V D Nanavaty – ED (Finance) & CFO V V Vachhrajani, CS & SVP(Legal & IR)	Key Management Personnel	Remuneration	175.78	176.43
		Loan Given	-	12.00
		Interest Income	0.62	0.50
		Outstanding balance	10.09	11.31
Tunisian Indian Fertilizer Company (TIFERT)	Other related party	Purchase of Material	55,098.87	30,487.18
		Expenses recovered	9.38	-
		Provision for Investment	43.59	42.94
		Advance to vendor	3,805.83	5,474.21
		Outstanding balance-Receiveable	231.89	1,521.01
GSFC Education society	Other related party	Donation Granted	400.00	450.65
Gujarat State Petronet Ltd.	Other related party	Fees for Services	1,494.88	108.70
		Outstanding balance-payable	115.38	3.69
Gujarat Gas Ltd.	Other related party	Income from Other Services	65.49	59.05
		Dividend Received	938.29	586.43
		Outstanding balance-payable	3.19	9.00
Gujarat Alkalies and Chemicals Limited	Other related party	Purchase of Material	3,050.17	1,537.21
		Sale of Product	-	245.10
		Expenses recovered	17.92	22.76
		Write Off Of Bad Debt	-	6.95
		Outstanding balance-payable	187.32	73.82
		Dividend Received	132.40	132.40
Gujarat Narmada Valley Fertilizers Company Limited	Other Related Party	Outstanding balance-receivable	8.33	3.80
		Purchase of Material	1,822.92	-
		Fees for Services	3.45	7.32
		Sale of Product	522.53	1,288.80
		Dividend Received	2,462.34	1,538.96
		Outstanding balance-Payable	0.06	0.30
		Outstanding balance-Receiveable	12.55	15.37

Notes to the Financial Statements

Gujarat Industries Power Company Limited.	Other Related Party	Purchase of power	7,092.76	13,412.06
		Sale of power	67.94	154.61
		Dividend Received	603.80	648.52
		Outstanding balance-Receivable	9.00	14.08
		Outstanding balance-Payable	1.00	5.18
Gujarat State Petroleum Corporation Ltd.	Other Related Party	Purchase of Gas	35,573.83	12,961.47
		Fees for Services	1.06	1.18
		Outstanding balance-payable	614.26	404.35
Indian Potash Ltd.	Other Related Party	Purchase of Material	3,116.97	16,085.36
		Dividend Received	90.00	56.25
		Outstanding balance-payable	268.92	1,119.71
The Fertilizer Association of India	Other Related Party	Fees for Services	17.97	14.64
		Outstanding balance-payable	-	0.85

Terms and conditions of transactions with related parties:

The sales to and purchases from related parties are made on terms equivalent to those that prevail in arm's length transactions. Related Party Transaction amounts shown in above table are inclusive of taxes. Outstanding balances at the year-end are unsecured and interest free and settlement occurs in cash. There have been no guarantees provided or received for any related party receivables or payables. For the year ended 31st March 2022, the Company has not recorded any impairment of receivables relating to amounts owed by related parties (31st March, 2021: Nil). This assessment is undertaken each financial year through examining the financial position of the related party and the market in which the related party operates.

Transactions with key management personnel:

(₹ in lakhs)

Remuneration to key management personnel:	For the year ended	
	31-Mar-22	31-Mar-21
Short term employee benefits	153.49	155.64
Post employment benefits	11.37	10.60
Long-term employee benefits	10.92	10.19
Total	175.78	176.43

Notes to the Financial Statements

40. Segment information

For management purposes, the company is organised into business units based on its products and has two reportable segments, as follows:

- Fertilizer products** comprising of Urea, Ammonium Sulphate, Di-ammonium Phosphate, Ammonium Phosphate Sulphate, NPK (12:32:16), (10:26:26), traded fertilizer products etc.
- Industrial products** comprising of Caprolactam, Nylon-6, Nylon Chips, Melamine, Methanol, traded industrial products etc.

The Chief Operating Decision Maker (“CODM”) evaluates the Company’s performance and allocates resources based on an analysis of various performance indicators by the two operating segments. The CODM reviews revenue and gross profit as the performance indicator for both operating segments.

(₹ in lakhs)

A] SEGMENT REVENUE:	31-Mar-22	31-Mar-21
1 TOTAL SEGMENT REVENUE		
a) Fertilizer Products	6,06,287.81	5,72,897.84
b) Industrial Products	2,93,275.09	1,77,063.09
TOTAL	8,99,562.90	7,49,960.93
2 INTER SEGMENT REVENUE	-	-
3 EXTERNAL REVENUE (1 - 2)		
a) Fertilizer Products	6,06,287.81	5,72,897.84
b) Industrial Products	2,93,275.09	1,77,063.09
TOTAL	8,99,562.90	7,49,960.93
B] RESULT:		
1 Segment result		
a) Fertilizer Products	68,334.81	34,667.80
b) Industrial Products	52,371.15	12,554.31
TOTAL	1,20,705.96	47,222.11
2 a) Unallocated income	13,595.79	13,546.32
b) Unallocated expenses	(2,850.19)	(5,162.91)
3 Operating Profit (B1 + B2)	1,31,451.56	55,605.52
4 Finance Cost	(962.98)	(4,273.68)
5 Provision for Taxation:		
Current Income Tax	(32,893.61)	(7,084.57)
Deferred Tax (net)	(7,957.47)	(7,808.16)
MAT credit recognised	-	3,261.99
Earlier Year Tax	(547.57)	2,065.95
6 Net Profit	89,089.93	41,767.05
C] OTHER INFORMATION:	31-Mar-22	31-Mar-21
1 Segment assets		
a) Fertilizer Products	4,30,908.25	3,44,489.93
b) Industrial Products	2,70,883.31	2,44,972.00
TOTAL	7,01,791.56	5,89,461.93
2 Unallocated corporate assets	6,95,703.33	5,12,392.94
3 Total Assets	13,97,494.89	11,01,854.87
4 Segment Liabilities		
a) Fertilizer Products	1,12,244.96	96,376.35
b) Industrial Products	38,611.83	36,977.24
TOTAL	1,50,856.79	1,33,353.59
5 Unallocated corporate liabilities	79,767.85	54,086.60
6 Total Liabilities	2,30,624.64	1,87,440.19

Notes to the Financial Statements

(₹ in lakhs)

	31-Mar-22	31-Mar-21
7 Capital Expenditure	31-Mar-22	31-Mar-21
a) Fertilizer Products	7,479.91	3,757.39
b) Industrial Products	2,119.17	2,065.77
c) Corporate Capital Expenditure	248.78	3,273.10
TOTAL	9,847.86	9,096.26
8 Depreciation and Amortisation		
a) Fertilizer Products	8,761.31	8,801.44
b) Industrial Products	8,966.77	8,694.46
c) Unallocated corporate Depreciation	89.46	148.84
TOTAL	17,817.54	17,644.74
9 Non-Cash expenses		
a) Fertilizer Products	4,850.36	8,378.61
b) Industrial Products	3,240.38	4,886.92
c) Unallocated non-cash expenses	-	604.15
TOTAL	8,090.74	13,869.68

41. Financial instruments – Fair values and risk management

A. Accounting classification and fair values

The carrying value of financial instruments by categories as of 31st March, 2022 is as follows. (₹ in lakhs)

Particulars	Carrying amount				Fair value			
	FVTPL	FVTOCI	Amortised Cost	Total	Level 1 - Quoted price in active markets	Level 2 - Significant observable inputs	Level 3 - Significant unobservable inputs	Total
Financial assets								
Non-current investments	-	6,21,494.75	5,011.28	6,26,506.03	5,31,503.56	-	89,991.19	6,21,494.75
Other Non-current financial asset	-	-	2,826.93	2,826.93	-	-	-	-
Trade receivables	-	-	35,899.13	35,899.13	-	-	-	-
Government subsidy receivable	-	-	71,011.44	71,011.44	-	-	-	-
Cash and cash equivalents	-	-	30,728.05	30,728.05	-	-	-	-
Other bank balances	-	-	853.20	853.20	-	-	-	-
Current loans	-	-	23,156.94	23,156.94	-	-	-	-
Derivative financial instruments	-	-	-	-	-	-	-	-
Other Current financial asset	-	-	1,34,014.05	1,34,014.05	-	-	-	-
	57.41	6,21,494.75	3,03,501.02	9,24,995.77	5,31,503.56	-	89,991.19	6,21,494.75
Financial liabilities								
Non current borrowings	-	-	-	-	-	-	-	-
Current borrowings	-	-	282.27	282.27	-	-	-	-
Lease Liabilities	-	-	267.57	267.57	-	-	-	-
Trade payables	-	-	79,086.08	79,086.08	-	-	-	-
Other current financial liabilities	-	-	26,096.15	26,096.15	-	-	-	-
Derivative financial instruments	57.41	-	-	57.41	-	57.41	-	57.41
	57.41	-	1,05,732.07	1,05,789.48	-	57.41	-	57.41
The carrying value of financial instruments by categories as of 31st March, 2021 is as follows. (₹ in lakhs)								
Financial assets								
Non-current investments	-	4,23,350.29	5,011.28	4,28,361.57	3,77,296.78	-	46,053.51	4,23,350.29
Other Non-current financial asset	-	-	2,940.04	2,940.04	-	-	-	-
Trade receivables	-	-	47,857.30	47,857.30	-	-	-	-
Government subsidy receivable	-	-	53,554.80	53,554.80	-	-	-	-
Cash and cash equivalents	-	-	19,937.62	19,937.62	-	-	-	-
Other bank balances	-	-	1,271.70	1,271.70	-	-	-	-
Current loans	-	-	21,124.12	21,124.12	-	-	-	-
Derivative financial instruments	-	-	-	-	-	-	-	-
Other Current financial asset	-	-	87,122.83	87,122.83	-	-	-	-
	-	4,23,350.29	2,38,819.69	6,62,169.98	3,77,296.78	-	46,053.51	4,23,350.29
Financial liabilities								
Non current borrowings	-	-	-	-	-	-	-	-
Current borrowings	-	-	3,500.97	3,500.97	-	-	-	-
Lease Liabilities	-	-	175.77	175.77	-	-	-	-
Trade payables	-	-	48,705.73	48,705.73	-	-	-	-
Other current financial liabilities	-	-	26,952.66	26,952.66	-	-	-	-
Derivative financial instruments	59.05	-	-	59.05	-	59.05	-	59.05
	59.05	-	79,335.13	79,394.18	-	59.05	-	59.05

Notes to the Financial Statements

B. Measurement of fair values & Sensitivity Analysis

i) Valuation techniques and significant unobservable inputs

Some of the Company's financial assets and financial liabilities are measured at fair value at the end of each reporting period. The following table gives information about how the fair values of financial assets and financial liabilities are determined (in particular, the valuation technique(s) and inputs used).

Financial instruments measured at fair value

Financial assets / financial liabilities	Fair Value (₹ In Lakhs) as at		Fair Value hierarchy	Valuation technique(s) and key input(s)
	31-03-2022	31-03-2021		
1) Investments in equity instruments at FVTOCI (quoted) (see note 7)	Listed equity securities in various companies engaged in fertilizer, chemicals, finance, gas, power and mining industry aggregate fair value of ₹ 5,31,503.56	Listed equity securities in various companies engaged in fertilizer, chemicals, finance, gas, power and mining industry aggregate fair value of ₹ 3,77,296.78	Level 1	Quoted bid prices in an active market

Particulars	Valuation technique(s) & key input(s)	Fair Value (Rs. In Lakhs) as at		Fair Value hierarchy	Significant unobservable input(s)	Relationship of unobservable input(s) to fair value
		31-03-2022	31-03-2021			
2) Investments in equity instruments at FVTOCI (unquoted) (see note 7)	Market Approach- Comparable companies- In this approach, the value of shares / business of a company is determined based on market multiples of publicly traded comparable companies. The appropriate multiple is generally based on performance of listed companies with similar business model and size (Refer note 1 below).	Investment in companies engaged in business of storage facilities - aggregate fair value of ₹ 38,015.79	Investment in companies engaged in business of storage facilities - aggregate fair value of ₹ 25,740.37	Level 3	Market Multiple Discount ranging from 25% to 35% (As at 31.3.21 from 15% to 25%)	Increasing/Decreasing the Market Multiples by probability weighted range, would change the FV by +INR 1189.53 lakhs & - INR 4696.79 lakhs (As at 31.3.21 +INR 3,961.00 lakhs & -INR 3715.74 lakhs)
		Investment in companies engaged in business of fertilizers industry - aggregate fair value of ₹ 49,162.50	Investment in companies engaged in business of fertilizers industry - aggregate fair value of ₹ 17,857.35		Discount to EV/EBITDA Multiple ranging from -0.50% to 0.50% (As at 31.3.21 from -0.5% to 0.5%)	Increasing/Decreasing the Discounting Factor by probability weighted range, would change the FV by +INR 1080.00 lakhs & - INR 1102.50 lakhs (As at 31.3.21 +INR 275.63 lakhs & -INR 284.18 lakhs)
	Income Approach- In this approach, discounted cash flow method was used to capture the present value of the expected future economic benefits to be derived from the ownership of this investee. (Refer note below).	Investment in company engaged in fertilizer industry - aggregate fair value of ₹ NIL	Investment in company engaged in fertilizer industry - aggregate fair value of ₹ NIL	Level 3	Growth Rate ranging NIL (As at 31.3.21 NIL) Discounting Factor ranging NIL (As at 31.3.21 NIL)	Increasing/Decreasing the Growth Rate & Discounting Factor by probability weighted range, would change the FV by NIL. (As at 31.3.21 NIL)
		Investment in company engaged in the business of gas marketing - aggregate fair value of ₹ 2,627.30	Investment in company engaged in the business of gas marketing - aggregate fair value of ₹ 2,319.45	Level 3	10% +/- over base value.	10% increase/Decrease over base value, would change FV by +INR 357.20 lakhs & - INR 357.20 lakhs. (As at 31.3.21 +INR 326.65 lakhs & -INR 329.00 lakhs)
Note : Under this method the value of each business/assets/investment has been arrived separately and total value estimate for the company presented as the sum of all its business/assets/investment.						
	Cost Approach- Net Asset Value - In this approach, total value is based on the sum of net asset value as recorded on the balance sheet. A net asset methodology is most applicable for businesses where the value lies in the underlying assets and not the ongoing operations of the business. (Refer note 1 and 2 below).	Investment in companies engaged in power and finance industry - aggregate fair value of ₹ 185.60	Investment in companies engaged in power and finance industry - aggregate fair value of ₹ 136.33	Level 3	Discount to Book Value ranging from 15% to 30% (As at 31.3.21 from 15% to 30%)	Increasing/Decreasing the Discounting Factor by probability weighted range, would change the FV by +INR 21.75 lakhs & -INR 20.22 lakhs (As at 31.3.21 +INR 15.85 lakhs & -INR 15.00 lakhs)

Notes to the Financial Statements

Note 1 : The Company has invested in the equity instruments of various companies. However, the percentage of shareholding of the Company in such investee companies is very low and hence, it has not been provided with future projections including projected profit and loss account by those investee companies. Hence, the independent valuer appointed by the Company has estimated fair value based on available historical Annual Reports of such companies and other information as available in the public domain. Since the future projections are not available, discounted cashflow approach for fair value determination has not been followed.

Note 2 : In case of some companies, there are no comparable companies valuations available and some are recent start up companies. In light of no information available for future projections, capacity utilisation, commencement of operations, etc., the valuation is based on cost approach.

ii) Transfers between Levels 1 and 2

There have been no transfers between Level 1 and Level 2 during 2021-22 and 2020-21.

iii) Level 3 fair values

Reconciliation of Level 3 fair values

The following table shows a reconciliation from the opening balances to the closing balances for Level 3 fair values.

(₹ in lakhs)

Particulars	Equity securities
Opening Balance (1 April 2021)	46,053.51
Net change in fair value (unrealised)	43,937.68
Purchases	-
Closing Balance (31 March 2022)	89,991.19

Transfer out of Level 3

There were no movement in level 3 in either directions during the year 2021-22 and 2020-21.

C. Financial risk management

The Company has exposure to the following risks arising from financial instruments:

- Credit risk ;
- Liquidity risk ; and
- Market risk

i. Risk management framework

The Company's board of directors has overall responsibility for the establishment and oversight of the Company's risk management framework. The Company manages market risk through a Financial risk management committee, which evaluates and exercises independent control over the entire process of market risk management. The treasury department recommends risk management objectives and policies, which are approved by Audit cum finance committee and Board of Directors. The activities of this department include management of cash resources, implementing hedging strategies for foreign currency exposures, borrowing strategies, and ensuring compliance with market risk limits and policies.

The Company's risk management policies are established to identify and analyse the risks faced by the Company, to set appropriate risk limits and controls and to monitor risks and adherence to limits. Risk management policies and systems are reviewed regularly to reflect changes in market conditions and the Company's activities. The Company, through its training and management standards and procedures, aims to maintain a disciplined and constructive control environment in which all employees understand their roles and obligations.

The audit cum finance committee oversees how management monitors compliance with the company's risk management policies and procedures, and reviews the adequacy of the risk management framework in relation to the risks faced by the Company. The audit committee is assisted in its oversight role by internal audit. Internal audit undertakes both regular and ad hoc reviews of risk management controls and procedures, the results of which are reported to the audit committee.

Notes to the Financial Statements

ii. Credit risk

Credit risk is the risk of financial loss to the Company if a customer or counterparty to a financial instrument fails to meet its contractual obligations, and arises principally from the Company's receivables from customers.

The carrying amount of following financial assets represents the maximum credit exposure:

Trade and other receivables

The Company's exposure to credit is influenced mainly by the individual characteristics of each customer. However, management also considers the factors that may influence the credit risk of its customer base, including the default risk of the industry and country in which customers operate.

The Revenue department has established a credit policy under which each new customer is analysed individually for creditworthiness before the Company's standard payment and delivery terms and conditions are offered. The Company's review includes external ratings, if they are available, and in some cases bank references. Sale limits are established for each customer and reviewed quarterly. Any sales exceeding those limits require approval from the Board of Directors.

Goods are sold subject to retention of title clauses, so that in the event of non-payment the Company may have a secured claim. The Company does not otherwise require collateral in respect of trade and other receivables.

The company establishes an allowance for impairment that represents its estimate of expected losses in respect of trade and other receivables. The provision matrix of ECL at the end of reporting period is as follows.

Particulars	Expected credit loss %
Within the credit Period	0.03%
1-90 days past due	0.29%
91-180 days past due	1.38%
181-270 days past due	5.03%
270-360 days past due	13.23%
360-450 days past due	28.45%
450-540 days past due	46.78%
540-630 days past due	67.40%
630-720 days past due	100.00%
More than 720 days past due	100.00%

Impairment

The ageing of trade and other receivables that were not impaired was as follows.

(₹ in lakhs)

Particulars	Carrying amount	
	March 31, 2022	March 31, 2021
Less than 6 Months	93,908.04	85,580.60
Past due 6 Months - 1 Year	1,664.36	3,732.32
Past due 1 Year - 2 Year	203.18	499.74
Past due 2 Year - 3 Year	174.34	8,133.02
Past due more than 3 Year	10,960.65	3,466.42
	1,06,910.57	1,01,412.10

Management believes that the unimpaired amounts that are past due by more than 30 days are still collectible in full, based on historical payment behaviour and extensive analysis of customer credit risk, including underlying customers' credit ratings if they are available.

Notes to the Financial Statements

Movement in expected credit loss allowance

(₹ in lakhs)

Particulars	Year ended March 31, 2022	Year ended March 31, 2021
Balance at the beginning of the year	7,146.57	7,871.62
Movement in the expected credit loss allowance on trade receivables calculated at lifetime expected credit losses Past due 31–90 days	(17.71)	(725.05)
	7,128.86	7,146.57

During the year 2021-22 and 2020-21, impairment provision was reduced by INR 17.71 Lakhs and INR 725.05 Lakhs respectively

Cash and cash equivalents

The Company held cash and cash equivalents of ₹ 30728.05 Lakhs at March 31, 2022 (₹ 19937.62 Lakhs at March 31, 2021). The cash and cash equivalents are held with approved scheduled banks.

Derivatives

The derivatives deals are done with AD category banks in OTC market and registered brokers in ETCD market.

iii. Liquidity risk

Liquidity risk is the risk that the Company will encounter difficulty in meeting the obligations associated with its financial liabilities that are settled by delivering cash or another financial asset. The Company's approach to managing liquidity is to ensure, as far as possible, that it will have sufficient liquidity to meet its liabilities when they are due, under both normal and stressed conditions, without incurring unacceptable losses or risking damage to the Company's reputation.

Financing facilities:

(₹ in lakhs)

Particulars	As at 31-03-2022	As at 31-03-2021
a) Secured cash credit, reviewed annually		
- amount used	-	3,500.97
- amount unused	30,000.00	42,999.03
b) Unsecured commercial papers		
- amount used	-	-
- amount unused	1,00,000.00	1,00,000.00
c) Unsecured working capital demand loan		
- amount used	282.27	-
- amount unused	84,717.73	55,000.00

Notes to the Financial Statements

Exposure to liquidity risk

The following are the remaining contractual maturities of financial liabilities at the reporting date. The amounts are gross and undiscounted, and include estimated interest payments and exclude the impact of netting agreements. (₹ in lakhs)

March 31, 2022	Contractual cash flows					
	Carrying amount	Total	0-12 months	1-2 years	2-5 years	More than 5 years
INR						
Non-derivative financial liabilities						
Term loans from banks	-	-	-	-	-	-
Working capital loans from banks	282.27	282.27	282.27	-	-	-
Lease Liabilities	267.57	267.57	267.57	-	-	-
Trade payables	79,086.08	79,086.08	79,086.08	-	-	-
Other current financial liabilities	26,096.15	26,096.15	26,096.15	-	-	-
Derivative financial liabilities						
Derivative contracts						
- Outflow	57.41	57.41	57.41	-	-	-

March 31, 2021	Contractual cash flows					
	Carrying amount	Total	0-12 months	1-2 years	2-5 years	More than 5 years
Non-derivative financial liabilities						
Term loans from banks	-	-	-	-	-	-
Working capital loans from banks	3,500.97	3,500.97	3,500.97	-	-	-
Lease Liabilities	175.77	175.77	175.77	-	-	-
Trade payables	48,705.73	48,705.73	48,705.73	-	-	-
Other current financial liabilities	26,952.66	26,952.66	26,952.66	-	-	-
Derivative financial liabilities						
Derivative contracts						
- Outflow	59.05	59.05	59.05	-	-	-

The gross inflows/(outflows) disclosed in the above table represent the contractual undiscounted cash flows relating to derivative financial liabilities held for risk management purposes and which are not usually closed out before contractual maturity. The disclosure shows net cash flow amounts for derivatives that are net cash-settled and gross cash inflow and outflow amounts for derivatives that have simultaneous gross cash settlement.

iv. Market risk

Market risk is the risk that changes in market prices – such as foreign exchange rates, interest rates and equity prices – will affect the Company's income or the value of its holdings of financial instruments. Market risk is attributable to all market risk sensitive financial instruments including foreign currency receivables and payables and long term debt. The company is exposed to market risk primarily related to foreign exchange rate risk, interest rate risk and the market value of company's investments. Thus, company's exposure to market risk is a function of investing and borrowing activities and revenue generating and operating activities in foreign currency. The objective of market risk management is to control the financial risks associated with the Foreign Exchange/Currency rate movements through a sophisticated Foreign Exchange Risk Management System.

Currency risk

The Company is exposed to currency risk on account of its import payables and borrowings in foreign currency. The functional currency of the Company is Indian Rupee. The Company uses forward exchange contracts, Options and futures to hedge its currency risk, most with a maturity of less than one year from the reporting date.

Notes to the Financial Statements

The company is using derivative instruments which are not intended for trading or speculative purposes but for hedge purposes to establish the amount of reporting currency required or available at the settlement date of certain payables and receivables.

Exposure to currency risk

The currency profile of financial assets and financial liabilities was as below:

(₹ in lakhs)

Particulars	March 31, 2022 INR	March 31, 2022 USD ¹	March 31, 2022 CAD ¹	March 31, 2022 Others ¹
Financial assets				
Cash and cash equivalents	30,728.05	-	-	-
Other bank balances	853.20	-	-	-
Non-current investments	6,23,859.75	-	2,646.28	-
Current loans and advances	23,156.94	-	-	-
Trade and other receivables	1,04,462.47	2,448.10	-	-
Derivative assets	-	-	-	-
Other Non-Current financial assets	2,826.93	-	-	-
Other Current financial assets	1,34,014.05	-	-	-
	9,19,901.39	2,448.10	2,646.28	-
Financial liabilities				
Long term borrowings	-	-	-	-
Short term borrowings	282.27	-	-	-
Lease Liabilities	267.57	-	-	-
Trade and other payables	31,417.30	22,371.52	-	25,297.26
Derivative liabilities	-	57.41	-	-
Other Current financial liabilities	25,884.08	-	-	212.07
	57,851.22	22,428.93	-	25,509.33

(₹ in lakhs)

Particulars	March 31, 2021 INR	March 31, 2021 USD ¹	March 31, 2021 CAD ¹	March 31, 2021 Others ¹
Financial assets				
Cash and cash equivalents	19,937.62	-	-	-
Other bank balances	1,271.70	-	-	-
Non-current investments	4,25,715.29	-	2,646.28	-
Current loans and advances	21,124.12	-	-	-
Trade and other receivables	97,230.18	2,738.47	-	1,443.44
Derivative assets	-	-	-	-
Other Non-Current financial assets	2,940.04	-	-	-
Other Current financial assets	87,122.83	-	-	-
	6,55,341.78	2,738.47	2,646.28	1,443.44
Financial liabilities				
Long term borrowings	-	-	-	-
Short term borrowings	3,500.97	-	-	-
Lease Liabilities	175.77	-	-	-
Trade and other payables	36,781.88	11,657.02	6.39	260.44
Derivative liabilities	-	59.05	-	-
Other Current financial liabilities	26,952.66	-	-	-
	67,411.28	11,716.07	6.39	260.44

1 - The figures are in INR Equivalent of respective currency

Notes to the Financial Statements

The following significant exchange rates have been applied during the year.

INR	Year-end spot rate	
	March 31, 2022	March 31, 2021
USD	75.81	73.50
CAD	61.10	58.82

Sensitivity analysis

A reasonably possible strengthening (weakening) of the Indian Rupee against US dollars at March 31 would have affected the measurement of financial instruments denominated in US dollars and affected equity and profit or loss by the amounts shown below. This analysis assumes that all other variables, in particular interest rates, remain constant and ignores any impact of forecast sales and purchases.

(₹ in lakhs)

Effect in INR	31 March 22		31 March 21	
	Strengthening	Weakening	Strengthening	Weakening
10% movement				
USD	1,123.51	(897.96)	220.12	204.01
CAD	264.63	(264.63)	264.63	(264.63)

42. Research & Development Expenses

(₹ in lakhs)

Particulars	Year ended 31st March, 2022	Year ended 31st March, 2021
Capital*	25.23	61.36
Recurring**	994.15	1,087.47
Total	1,019.38	1,148.83
*Capital Expenses included in PPE Note No. 5	25.23	61.36
**Recurring Expenses included in		
Note No. 33 Employee Benefit expenses	981.75	1,068.54
Note No. 35 Other expenses	12.40	18.93

43. Corporate Social Responsibility

(₹ in lakhs)

Particulars	Year ended 31st March, 2022	Year ended 31st March, 2021
a) Amount required to be spent by the company during the year	769.29	792.14
b) Amount of expenditure incurred	797.46	1,591.52
c) Shortfall at the end of the year	-	-
d) Total of previous year shortfall	-	-
e) Reason for shortfall	NA	NA
f) Nature of CSR activities Education, Health, Safe Drinking Water, Rural Development Projects Education, Health, Safe Drinking Water, Rural Development Projects		
g) Details of related party transactions	400.00	450.65
h) Provision is made with respect to a liability incurred by entering into a contractual obligation	NA	NA

* Refer Note no 39 for Related Party Transactions.

Notes to the Financial Statements

44. Details on derivative instruments and unhedged foreign currency exposure

- (I) (a) Forward exchange contracts and options (being derivative instruments) which are not intended for trading or speculative purposes but for hedge purposes to establish the amount of reporting currency required or available at the settlement date of certain payables and receivables.

- (i) Outstanding forward exchange contracts entered into by the Company as on 31 March, 2022

Currency	Amount (in Mn)	Buy / Sell	Cross currency
USD	5.00	Buy	Rupees
USD	(0.00)	Buy	Rupees

Note: Figures in brackets relate to the previous year

- (b) Currency Futures (other than forward exchange contracts stated above) which are not intended for trading or speculative purposes but for hedge purposes to hedge against fluctuations in changes in exchange rate.

Currency	Amount (in Mn)	Buy / Sell	Cross currency
USD	25.00	Buy	Rupees
USD	(14.00)	Buy	Rupees

Note: Figures in brackets relate to the previous year

- (II) The year-end foreign currency exposures that have not been hedged by a derivative instrument or otherwise, represented in equivalent USD: USD 8.39 Mn (As at March 31, 2021: USD 0.06 Mn)

45. Leases

- (i) The Company has taken various warehouses, godowns, guesthouses and office premises under operating lease or rental agreements. Effective 1st April, 2019, the company has adopted Ind AS 116 and applied to its leases, retrospectively, with the cumulative effect of initially applying the standard on the date of initial application (April 01, 2019). Accordingly, the Company has not restated comparative information and recognized right-of-use assets at an amount equal to the lease liability. Refer Note 5(ii) for details of right-of-use assets and Note 24 for details of Lease Liability. Interest on lease liability Rs 30.91 Lakhs in FY 2021-22 (Rs 29.73 Lakhs in FY 2020-21) has been included in Finance Costs and depreciation on right-of-use assets has been included in Depreciation and amortization expense for the year.
- (ii) Rent income includes lease rentals received towards office premises and land leased out for gas station. Such operating lease is generally for a period of three to four years. There are no restrictions imposed by lease arrangements.

46. Ind As 115 : Revenue from Contracts with Customers

The Company generates revenue primarily from manufacturing of Fertilizers and Chemical Products. The Company has recognised revenue by satisfying its performance obligations at a point of time basis. The revenue from contracts with customers to the amounts disclosed as total revenue are as under:

(₹ in lakhs)

Particulars	Year end 31st March, 2022	Year end 31st March, 2021
Revenue from Contract with Customers	5,73,529.48	5,35,202.29
Revenue from Subsidy from Government	3,26,033.42	2,14,758.64
Total Revenue	8,99,562.90	7,49,960.93

Notes to the Financial Statements

The disaggregation of Total Revenue is as under:

(A) Revenue from Contract with Customers – Segment-wise (₹ in lakhs)

Particulars	Year end 31st March, 2022	Year end 31st March, 2021
Fertilizer Products	6,06,287.81	5,72,897.84
Industrial Products	2,93,275.09	1,77,063.09
Total Revenue	8,99,562.90	7,49,960.93

(B) Revenue from Contract with Customers – Activity-wise (₹ in lakhs)

Particulars	Year end 31st March, 2022	Year end 31st March, 2021
Revenue generated from Manufacturing Activity	8,37,733.48	6,68,958.63
Revenue generated from Trading Activity	61,829.42	81,002.30
Total Revenue	8,99,562.90	7,49,960.93

(C) Contract Liability: (₹ in lakhs)

Particulars	Year end 31st March, 2022	Year end 31st March, 2021
Opening Balance of Contract Liability	3,193.54	1,707.39
Revenue Recognised from the opening balance of contract liability	3,193.54	1,707.39
Current year Contract liability - Carried Forward	1,560.76	3,193.54
Closing Balance of Contract Liability	1,560.76	3,193.54

The nature of services and its disclosure of timing of satisfaction of performance obligation is mentioned in para 3.1 of Note No 3. There are no contract assets in the Balance Sheet. Contract Liabilities in the Balance Sheet constitutes advances from customers. The Company expects to recognise such revenue in the next financial year. There were no significant changes in contract liabilities during the reporting period except amount as mentioned in the table and explanation given above. Under the payment terms generally applicable to the Company's revenue generating activities, prepayments are received only to a limited extent. Typically, payment is due upon or after completion of delivery of the goods.

47. Disclosure as per regulation 34(3) and 53(f) of Securities and Exchange Board of India (listing obligations and disclosures requirements) regulations, 2015:

Loans & Advances in the nature of loans to subsidiaries is ₹ Nil (PY: ₹ Nil)

Notes to the Financial Statements

48. Details of Struck-off companies

Name of Struck off company	Nature of transactions with Struck-off Company	Balance Outstanding as at March 2022 (₹ Lakhs)	Relationship with the Struck off company, if any, to be disclosed	Balance Outstanding as at March 2021 (₹ Lakhs)	Relationship with the Struck off company, if any, to be disclosed
	Investment in Securities	NA	NA	NA	NA
OM TRADING COMPANY PRIVATE LIMITED,	Receivables	2.29	NA	2.29	NA
CLICKFORSTEEL SERVICES LIMITED		3.51	NA	3.51	NA
HP ENTERPRISES PRIVATE LIMITED,		0.67	NA	0.67	NA
RTC AGRI SERVICES PRIVATE LIMITED	Payables	0.28	NA	0.28	NA
	Shares held by Struck off Company	NA	NA	NA	NA
	Other outstanding balances (to be specified)	NA	NA	NA	NA

49. Other Matters

- (i) With respect to Fibre Unit and Polymer Unit, the Net Realizable Value is higher compared to its carrying value as on March 31, 2022.
- (ii) Previous year figures are regrouped / reclassified wherever required in order to make it comparable in line with the amendments in Schedule III, Division II to the Companies Act, 2013 effective from 1st April, 2021
- (iii) Balances of Sundry Creditors, Sundry Debtors, Loans & advances, etc. are subject to confirmation and reconciliation.
- (iv) The Company evaluates events and transactions that occur subsequent to the balance sheet date but prior to the financial statements to determine the necessity for recognition and / or reporting of any of these events and transactions in the financial statements. As of 26th May, 2022 there were no subsequent events to be recognized or reported that are not already disclosed.

Notes to the Financial Statements

50. Financial Ratios

RATIO	UNIT OF MEASUREMENT	NUMERATOR	DENOMINATOR	FY 21-22	FY 20-21	% VARIANCE	REASON FOR MAJOR VARIANCE (BY MORE THAN 25%)
Current Ratio	Times	Current Assets	Current Liabilities	3.36	3.46	-3%	
Debt Equity Ratio	Times	Total Debt #	Total Equity	0.00	0.00	-	
Debt Service Coverage Ratio	Times	Earnings available for debt service##	Borrowings Finance Cost + Principal Repayments due	0.00	5.94	-100%	There was no borrowing during FY 21-22.
Return on Equity	%	PAT	Average Shareholders Equity	8.56%	5.24%	63%	Return on equity improved because of higher profit after tax.
Inventory Turnover	Times	Revenue from operations	Average Inventory	16.29	12.12	34%	Inventory Turnover ratio improved because of higher sales during FY 21-22.
Trade Receivables Turnover	Times	Sales Excluding Subsidy	Average Trade receivables	13.70	7.81	75%	The ratio increased because of lower average trade receivables in FY 21-22 and higher turnover.
Trade Payables Turnover	Times	Total Credit Purchases	Average Trade Payables	11.60	13.18	-12%	
Net Capital Turnover	Times	Revenue from operations	Average Working Capital	3.23	3.33	-3%	
Net Profit Ratio	%	PAT	Revenue from operations	9.90%	5.57%	78%	Net profit ratio improved because of better market conditions and higher utilisation of capacity for Industrial products.
Return on Capital Employed	Times	Earning before interest and taxes	Capital Employed **	0.11	0.06	81%	ROCE ratio nearly doubled because of higher profit in FY 21-22.
Return on Investment	%	Yield	Average Investment	4.10%	1.44%	186%	Increase because of higher interest earned from surplus amount invested in deposits.

Total Debt includes Current and Non current Borrowings as well as Current maturities of long term Borrowings

Earning for Debt Service = Net Profit after taxes + Non-cash operating expenses like depreciation and other amortizations + Interest + other adjustments like loss on sale of Fixed assets etc.

** Capital Employed = Tangible Net Worth + Total debt + Deferred Tax Liability

Signatures to Notes 1 to 50 forming the part of the Financial Statements.

In terms of our report attached

For **T R Chadha & Co LLP**
Chartered Accountants
Firm Registration No: 006711N / N500028

Brijesh Thakkar
Partner
Membership No: 135556

Gandhinagar
26th May, 2022

Mukesh Puri
Managing Director

V. D. Nanavaty
ED (Finance) & CFO

Tapan Ray
Director

V. V. Vachhrajani
Company Secretary

Independent Auditors' Report

To the Members of Gujarat State Fertilizers & Chemicals Limited

Report on the Audit of the Consolidated Financial Statements

Auditor's Opinion

We have audited the accompanying consolidated financial statements of **Gujarat State Fertilizers & Chemicals Limited** (hereinafter referred to as "the Parent") and its subsidiary companies (the Parent and its subsidiaries together referred as "the Group"), and its associates, comprising the Consolidated Balance Sheet as at 31st March, 2022, the Consolidated Statement of Profit and Loss (including other comprehensive income), the Consolidated Cash Flow Statement and the Consolidated Statement of changes in Equity for the year then ended, and a summary of the significant accounting policies and other explanatory information (hereinafter referred to as "the consolidated financial statements").

In our opinion and to the best of our information and according to the explanations given to us, the aforesaid consolidated financial statements give the information required by the Companies Act, 2013 ("the Act") Act in the manner so required and give a true and fair view in conformity with the Indian Accounting Standards prescribed under section 133 of the Act read with the Companies (Indian Accounting Standards) Rules, 2015, as amended, ("Ind As") and other accounting principles generally accepted in India, of the state of affairs of the Group as at March 31, 2022, the consolidated profit, consolidated total comprehensive income, consolidated changes in equity and its consolidated cash flows for the year ended on that date.

Basis for Opinion

We conducted our audit in accordance with the Standards on Auditing (SAs) specified under section 143(10) of the Act. Our responsibilities under those Standards are further described in the Auditor's Responsibilities for the Audit of the Consolidated Financial Statements section of our report. We are independent of the Group in accordance with the Code of Ethics issued by the Institute of Chartered Accountants of India (ICAI) together with the independence requirements that are relevant to our audit of the consolidated financial statements under the provisions of the Act and the Rules thereunder, and we have fulfilled our other ethical responsibilities in accordance with these requirements and the ICAI's Code of Ethics. We believe that the audit evidence we have obtained is sufficient and appropriate to provide a basis for our audit opinion on the consolidated financial statements.

Key Audit Matters

Key audit matters are those matters that, in our professional judgment, were of most significance in our audit of the consolidated financial statements of the current period. These matters were addressed in the context of our audit of the consolidated financial statements as a whole, and in forming our opinion thereon, and we do not provide a separate opinion on these matters. We have determined the matters described below to be the key audit matters to be communicated in our report.

Key Audit Matter	Auditor's Response
<p><u>Evaluation of uncertain tax positions:</u></p> <p>The Group has material uncertain tax positions for liability of ₹ 21,875.95 Lakhs including matters under dispute which involves significant judgment to determine the possible outcome of these disputes. Refer Notes 38 to the Consolidated Financial Statements.</p>	<p><u>Principal Audit Procedures</u></p> <p>We evaluated the related accounting policy for provisioning for tax exposures. We have obtained details of completed tax assessments and demands upto the year ended March 31, 2022 from management. We evaluated auditee's response / opinion taken from various tax experts by auditee to challenge the underlying assumptions in estimating the tax provision and the possible outcome of the disputes. We also considered legal precedence and other rulings in evaluating management's position on these uncertain tax positions. Additionally, we considered the effect of new information in respect of uncertain tax positions as at March 31, 2022 to evaluate whether any change was required to management's position on these uncertainties. We evaluated the adequacy of disclosures in the financial statements.</p>

Independent Auditors' Report (Contd...)

	<p>Based on the above procedures performed, the results of management's assessment were considered to be consistent with the outcome of our procedures.</p>
<p><i>Impairment of property, plant and equipment:</i> Group has discontinued its operations at Fiber & Polymer unit due to non-viability of its products. Carrying Value of the assets of the Fiber & Polymer unit as on 31st March 2022 works out to ₹ 5,290.36 Lakhs & ₹ 150.16 Lakhs respectively. We have considered this issue to be a key audit matter because the analysis performed by management requires the use of complex estimates and judgments regarding the future earnings performances \ recoverable amount of the CGUs to which the aforementioned assets belong.</p>	<p><u>Principal Audit Procedures</u> We evaluated the management's various viable proposals, impairment calculations, assessing the net recoverable value of the CGU used in the models, and the process by which they were drawn up, including comparing them to the latest circle rates of the Land, and testing the underlying calculations. Based on our audit procedures, we found management's assessment in determining the carrying value of the property, plant and equipment of Fiber and Polymer unit to be reasonable. Refer Notes 49(i) to the Consolidated Financial Statements.</p>
<p><i>Assessment of implications of Government policies/notifications on recognition of subsidy revenue and its recoverability:</i> During the year, Group has recognised subsidy revenue amounting to ₹ 3,26,033.42 Lakhs and the aggregate amount of subsidy receivable as at March 31, 2022 is ₹ 67,586.64 Lakhs. The amount of subsidy income and the balance receivable are significant to the Financial Statements. We focused on this area since the recognition of subsidy revenue and the assessment of recoverability of the related subsidy receivables is subject to significant judgements of the management. The areas of subjectivity and judgement include interpretation and satisfaction of conditions specified in the notifications / policies in the estimation of timing and amount of recognition of subsidy revenue, likelihood of recoverability and allowance if any in relation to the outstanding subsidy receivables.</p>	<p><u>Principal Audit Procedures</u></p> <ul style="list-style-type: none"> • We understood and evaluated the design and tested the operating effectiveness of controls as established by management in recognition of subsidy revenue and assessment of the recoverability of outstanding subsidy. • We evaluated the management's assessment regarding reasonable certainty of complying with the relevant conditions as specified in the notifications / policies. We also reviewed the calculation of urea concession income including escalation / de-escalation adjustments as per relevant policy parameters in this regard. • We assessed the reasonableness of the recoverability of subsidy receivable by reviewing the management's analysis and information used to determine the recoverability of subsidy receivable, ageing of receivables and historical collection trends and evaluated adequacy of disclosures in the Consolidated Financial Statements. <p>Based on the above procedures performed, the management's assessment of implications of government notifications / policies on recognition of subsidy revenue and its recoverability was considered to be reasonable.</p>
<p><i>Accuracy of recognition, measurement, presentation and disclosures of revenues and other related balances in view of adoption of Ind AS 115 "Revenue from Contracts with Customers":</i> Group primarily manufactures and sells a number of fertilizer and chemical products to its customers, mainly through its own distribution network. Sales contracts specifically w.r.t Bill and Hold transaction contains constructive obligation for transfer of control to the buyer. As per the terms of the contract with the customers, Group use to recognize the sale based on the invoicing and considering the transfer of control and other criteria set out in para B81 of Ind AS 115. Refer Notes 46 to the Consolidated Financial Statements.</p>	<p><u>Principal Audit Procedures</u> Our audit procedure focused on transactions occurring within proximity of the year end in the Fertilizer segment, obtaining evidence to support the appropriate timing of revenue recognition based on terms and conditions set out in sales contracts, delivery documents and dealers' confirmation. Based on the above procedures performed, we found management's assessment in recognizing the revenue for Bill & Hold transactions are to be reasonable.</p>

Independent Auditors' Report (Contd...)

Information Other than the Consolidated Financial Statements and Auditor's Report Thereon

The Parent's Board of Directors is responsible for the preparation of other information. The other information comprises the information included in the Board's Report and Annexure to Board's Report, but does not include the consolidated financial statements and our auditor's report thereon. The other information is expected to be made available to us after the date of this auditor's report thereon.

Our opinion on the consolidated financial statements does not cover the other information and we do not express any form of assurance conclusion thereon.

In connection with our audit of the consolidated financial statements, our responsibility is to read the other information identified above when it becomes available and, in doing so, consider whether the other information is materially inconsistent with the consolidated financial statements or our knowledge obtained in the audit, or otherwise appears to be materially misstated.

Management's Responsibility for the Consolidated Financial Statements

The Parent's Board of Directors is responsible for the matters stated in Section 134(5) of Act with respect to the preparation of these consolidated financial statements that give a true and fair view of the consolidated financial position, consolidated financial performance including other comprehensive income, consolidated cash flows and statement of changes in equity of the Group including its Associates in accordance with Ind AS and the accounting principles generally accepted in India. The respective Board of Directors of the companies included in the Group and of its associates are responsible for maintenance of adequate accounting records in accordance with the provisions of the Act for safeguarding the assets of the Group and for preventing and detecting frauds and other irregularities; the selection and application of appropriate accounting policies; making judgments and estimates that are reasonable and prudent; and the design, implementation and maintenance of adequate internal financial controls, that were operating effectively for ensuring the accuracy and completeness of the accounting records, relevant to the preparation and presentation of the consolidated financial statements that give a true and fair view and are free from material misstatement, whether due to fraud or error.

In preparing the consolidated financial statements, the respective Board of Directors of the companies included in the Group are responsible for assessing the Group's ability to continue as a going concern, disclosing, as applicable, matters related to going concern and using the going concern basis of accounting unless management either intends to liquidate or to cease operations, or has no realistic alternative but to do so.

The respective Board of Directors of the companies included in the Group are also responsible for overseeing the financial reporting process of the Group.

Auditor's Responsibilities for the Audit of the Consolidated Financial Statements

Our objectives are to obtain reasonable assurance about whether the consolidated financial statements as a whole are free from material misstatement, whether due to fraud or error, and to issue an auditor's report that includes our opinion. Reasonable assurance is a high level of assurance, but is not a guarantee that an audit conducted in accordance with SAs will always detect a material misstatement when it exists. Misstatements can arise from fraud or error and are considered material if, individually or in the aggregate, they could reasonably be expected to influence the economic decisions of users taken on the basis of these consolidated financial statements.

As part of an audit in accordance with SAs, we exercise professional judgment and maintain professional skepticism throughout the audit. We also:

- Identify and assess the risks of material misstatement of the consolidated financial statements, whether due to fraud or error, design and perform audit procedures responsive to those risks, and obtain audit evidence that is sufficient and appropriate to provide a basis for our opinion. The risk of not detecting a material misstatement resulting from fraud is higher than for one resulting from error, as fraud may involve collusion, forgery, intentional omissions, misrepresentations, or the override of internal control.
- Obtain an understanding of internal control relevant to the audit in order to design audit procedures that are appropriate in the circumstances. Under section 143(3)(i) of the Act, we are also responsible for expressing our opinion on whether the holding company has adequate internal financial controls system in place and the operating effectiveness of such controls.
- Evaluate the appropriateness of accounting policies used and the reasonableness of accounting estimates and related disclosures made by management.

Independent Auditors' Report (Contd...)

- Conclude on the appropriateness of management's use of the going concern basis of accounting and, based on the audit evidence obtained, whether a material uncertainty exists related to events or conditions that may cast significant doubt on the ability of the group and its associates to continue as a going concern. If we conclude that a material uncertainty exists, we are required to draw attention in our auditor's report to the related disclosures in the consolidated financial statements or, if such disclosures are inadequate, to modify our opinion. Our conclusions are based on the audit evidence obtained up to the date of our auditor's report. However, future events or conditions may cause the Group and its associates to cease to continue as a going concern.
- Evaluate the overall presentation, structure and content of the consolidated financial statements, including the disclosures, and whether the consolidated financial statements represent the underlying transactions and events in a manner that achieves fair presentation.

We communicate with those charged with governance regarding, among other matters, the planned scope and timing of the audit and significant audit findings, including any significant deficiencies in internal control that we identify during our audit.

We also provide those charged with governance with a statement that we have complied with relevant ethical requirements regarding independence, and to communicate with them all relationships and other matters that may reasonably be thought to bear on our independence, and where applicable, related safeguards.

Other Matters

- a) The consolidated financial statements includes the unaudited / unreviewed financial statements / financial information of 3 subsidiaries, whose financial statement / financial information reflects total assets of ₹ **13,826.59 Lakhs** as at 31 March, 2022, total revenue of ₹ **47,506.92 Lakhs**, total net profit after tax of ₹ **757.80 Lakhs** and total comprehensive income of ₹ **734.10 Lakhs** for the year ended 31 March, 2022 respectively and net cash outflow of ₹ **1,540.77 Lakhs** for the year ended on 31 March, 2022 as considered in the financial statement. The consolidated financial statements also include associate profit after tax of ₹ **678.87 Lakhs** and total comprehensive income of ₹ **678.72 Lakhs** for the year ended 31 March, 2022, as considered in the statement in respect of 1 associate whose financial statement / financial information have been audited by us. The consolidated financial statements also include associates profit/(loss) after tax of ₹ **(518.57) Lakhs** and total comprehensive loss of ₹ **(518.57) Lakhs** for the year ended 31 March, 2022, as considered in the statement of respect of 2 associates whose financial statements / financial information have not been audited by us. This financial statements / financial information are unaudited / unreviewed and have been furnished to us by the Management and our opinion on the consolidated financial statements / financial information, in so far as it relates to the amounts and disclosures included in respect of these subsidiaries and associates, is solely based on such unaudited financial statements / financial information. In our opinion and according to the information and explanations given to us by the Management, this financial statements / financial information are not material to the Group.

Our opinion on the consolidated financial statements above, and our report on Other Legal and Regulatory Requirements below, is not modified in respect of the above matters with respect to our reliance on the work done and the report of the other auditors and the financial statements / financial information certified by the Management.

Report on Other Legal and Regulatory Requirements

1. As required by Section 143(3) of the Act, based on our audit and on the consideration of the report of other auditors on separate financial statements of the subsidiary and the other financial information of associate companies incorporated in India, referred in the Other Matters paragraph above we report, to the extent applicable, that:
 - (a) We have sought and obtained all the information and explanations which to the best of our knowledge and belief were necessary for the purposes of our audit of the aforesaid consolidated financial statements.
 - (b) In our opinion, proper books of account as required by law relating to preparation of the aforesaid consolidated financial statements have been kept so far as it appears from our examination of those books and the report of the other auditor.
 - (c) The Consolidated Balance Sheet, the Consolidated statement of Profit and Loss (including Other Comprehensive Income), the Consolidated Cash Flow Statement and Consolidated Statement of Changes in Equity dealt with by this Report are in agreement with the relevant books of account maintained for the purpose of preparation of the consolidated financial statements.

Independent Auditors' Report (Contd...)

- (d) In our opinion, the aforesaid consolidated financial statements comply with the Indian Accounting Standards prescribed under Section 133 of the Act, read with Rule 7 of the Companies (Account) Rules, 2014.
- (e) On the basis of the written representations received from the directors of the Parent & Subsidiary companies as on March 31, 2022 taken on record by the Board of Directors of the Parent / Subsidiary Company incorporated in India, none of the directors of these entities is disqualified as on March 31, 2022 from being appointed as a director in terms of Section 164 (2) of the Act.
- (f) With respect to the adequacy of the internal financial controls with reference to financial statement and the operating effectiveness of such controls, refer to our Report in "**Annexure A**", which is based on the auditor's report of the Parent Company. Our report expresses an unmodified opinion on the adequacy and operating effectiveness of internal financial controls over financial reporting of those companies, for reasons stated therein.
- (g) With respect to the other matters to be included in the Auditor's Report in accordance with the requirements of section 197(16) of the Act, as amended:

In our opinion and to the best of our information and according to the explanations given to us, the managerial remuneration paid by the Holding Company to its directors during the year is in accordance with the provisions of Section 197 of the Act.

- (h) With respect to the other matters to be included in the Auditor's Report in accordance with Rule 11 of the Companies (Audit and Auditor's) Rules, 2014, as amended, in our opinion and to the best of our information and according to the explanations given to us:
 - i. The consolidated financial statements disclose the impact of pending litigations on the consolidated financial position of the Group as referred to in Note 38 to the consolidated financial statements.
 - ii. Provision has been made in the consolidated financial statements, as required under the applicable law or accounting standards, for material foreseeable losses, if any, on long-term contracts including derivative contracts.
 - iii. There has been no delay in transferring amounts, required to be transferred, to the Investor Education and Protection Fund by the Parent and its subsidiary company incorporated in India.
 - iv. (i) The Management has represented that, to the best of their knowledge and belief, no funds have been advanced or loaned or invested (either from borrowed funds or share premium or any other sources or kind of funds) by the group to or in any other person(s) or entities, including foreign entities ("Intermediaries"), with the understanding, whether recorded in writing or otherwise, that the Intermediary shall, whether, directly or indirectly lend or invest in other persons or entities identified in any manner whatsoever by or on behalf of the group ("Ultimate Beneficiaries") or provide any guarantee, security or the like on behalf of the Ultimate Beneficiaries;
 - (ii) The management has represented, that, to the best of their knowledge and belief, no funds have been received by the group from any person(s) or entity (ies), including foreign entities ("Funding Parties"), with the understanding, whether recorded in writing or otherwise, that the group shall, whether, directly or indirectly, lend or invest in other persons or entities identified in any manner whatsoever by or on behalf of the Funding Party ("Ultimate Beneficiaries") or provide any guarantee, security or the like on behalf of the Ultimate Beneficiaries; and
 - (iii) Based on such audit procedures, nothing has come to our notice that has caused them to believe that the representations under sub-clause (i) and (ii) contain any material mis-statement.
- v. The dividend declared or paid during the year by the group is in compliance with section 123 of the Companies Act, 2013.

For T R Chadha & Co LLP
Firm's Reg. No:- 006711N/N500028
Chartered Accountants

Sd/-
Brijesh Thakkar
(Partner)

Membership No-135556
UDIN: 22135556AJRFJU6713

Place: Ahmedabad
Date: 26/05/2022

ANNEXURE “A” TO THE INDEPENDENT AUDITOR’S REPORT

ANNEXURE A

THE INDEPENDENT AUDITOR’S REPORT OF EVEN DATE ON THE CONSOLIDATED FINANCIAL STATEMENTS OF GUJARAT STATE FERTILIZERS & CHEMICALS LIMITED.

(Referred to in Paragraph 1(f) under the Heading of “Report on Other Legal and Regulatory Requirements” section of our Report of even date)

Report on the Internal Financial Controls under Clause (i) of Sub-section 3 of Section 143 of the Companies Act, 2013 (“the Act”)

In conjunction with our audit of the Consolidated Financial Statements of the Parent Company as of and for the year ended March 31, 2022, we have audited the internal financial controls with reference to financial statements of **GUJARAT STATE FERTILIZERS & CHEMICALS LIMITED** (hereinafter referred to as “the Parent Company”) and its subsidiary Companies which are companies incorporated in India, as of that date.

Management’s Responsibility for Internal Financial Controls

The respective Board of Directors of the Parent, its Subsidiaries companies which are incorporated in India, are responsible for establishing and maintaining internal financial controls based on the internal control with reference to financial statements criteria established by these entities, considering the essential components of internal control stated in the Guidance Note on Audit of Internal Financial Controls Over Financial Reporting (the Guidance Note) issued by the Institute of Chartered Accountants of India (ICAI). These responsibilities include the design, implementation and maintenance of adequate internal financial controls that were operating effectively for ensuring the orderly and efficient conduct of its business, including adherence to respective Company’s policies, the safeguarding of its assets, the prevention and detection of frauds and errors, the accuracy and completeness of the accounting records, and the timely preparation of reliable financial information, as required under the Companies Act, 2013.

Auditors’ Responsibility

Our responsibility is to express an opinion on the internal financial control with reference to financial statements of the Parent and its subsidiary companies, which are incorporated in India, based on our audit. We conducted our audit in accordance with the Guidance Note on Audit of Internal Financial Controls Over Financial Reporting (the “Guidance Note”) issued by the Institute of Chartered Accountants of India and the Standards on Auditing prescribed under section 143(10) of the Companies Act, 2013, to the extent applicable to an audit of internal financial controls. Those Standards and the Guidance Note require that we comply with ethical requirements and plan and perform the audit to obtain reasonable assurance about whether adequate internal financial controls with reference to financial statements was established and maintained and if such controls operated effectively in all material respects.

Our audit involves performing procedures to obtain audit evidence about the adequacy of the internal financial controls with reference to financial statements and their operating effectiveness. Our audit of internal financial controls with reference to financial statements included obtaining an understanding of internal financial controls with reference to financial statements, assessing the risk that a material weakness exists, and testing and evaluating the design and operating effectiveness of internal control based on the assessed risk. The procedures selected depend on the auditor’s judgement, including the assessment of the risks of material misstatement of the consolidated financial statements, whether due to fraud or error.

We believe that the audit evidence obtained by us and the other auditor of the subsidiary companies incorporated in India, in terms of their report referred to in the Other Matters paragraph below, is sufficient and appropriate to provide a basis for our audit opinion on the internal financial with reference to financial statements of the Parent and its subsidiary companies incorporated in India.

Meaning of Internal Financial Controls with reference to financial statements

A Company’s internal financial control with reference to financial statements is a process designed to provide reasonable assurance regarding the reliability of financial reporting and the preparation of financial statements for external purposes in accordance with generally accepted accounting principles. A company’s internal financial control with reference to financial statements includes those policies and procedures that (1) pertain to the maintenance of records that, in reasonable detail, accurately and fairly reflect the transactions and dispositions of the assets of the company; (2) provide reasonable assurance that transactions are recorded as necessary to permit preparation of

Independent Auditors' Report (Contd...)

financial statements in accordance with generally accepted accounting principles, and that receipts and expenditures of the company are being made only in accordance with authorisations of management and directors of the company; and (3) provide reasonable assurance regarding prevention or timely detection of unauthorised acquisition, use, or disposition of the company's assets that could have a material effect on the financial statements.

Inherent Limitations of Internal Financial Controls with reference to Financial Statements

Because of the inherent limitations of internal financial controls with reference to financial statements, including the possibility of collusion or improper management override of controls, material misstatements due to error or fraud may occur and not be detected. Also, projections of any evaluation of the internal financial controls with reference to financial statements to future periods are subject to the risk that the internal financial control with reference to financial statements may become inadequate because of changes in conditions, or that the degree of compliance with the policies or procedures may deteriorate.

Opinion

In our opinion, to the best of our information and according to the explanations given to us and based on the consideration of the report of other auditor, as referred to in the Other Matters paragraph below, the Parent and its subsidiary Companies which are incorporated in India, have, in all material respects, an adequate internal financial controls with reference to financial statements and such internal financial controls with reference to financial statements were operating effectively as at March 31, 2022, based on the internal control with reference to financial statements established by the respective companies, considering the essential components of internal control stated in the Guidance Note on Audit of Internal Financial Controls Over Financial Reporting issued by the Institute of Chartered Accountants of India.

Other Matters

Our aforesaid reports under section 143(3)(i) of the Act on the adequacy and operating effectiveness of the internal financial controls with reference to financial statements in so far as it relates to consolidated / standalone financial statements of subsidiary companies which are incorporated in India, is based solely on the corresponding reports of the auditor of such company.

Our opinion is not modified in respect of the above matter.

For T R Chadha & Co LLP
Firm's Reg. No:- 006711N/N500028
Chartered Accountants

Sd/-
Brijesh Thakkar
(Partner)

Membership No-135556

Place : Ahmedabad
Date : 26/05/2022

CONSOLIDATED BALANCE SHEET AS AT 31ST MARCH, 2022

(₹ in lakhs)

Particulars	Note	As at 31st March 2022	As at 31st March 2021
A. ASSETS			
1. Non-current assets			
(a) Property, Plant and Equipments	5	2,67,610.78	2,80,128.84
(b) Capital work-in-progress	5	15,787.86	11,726.86
(c) Right of Use Assets	5	266.81	160.47
(d) Other Intangible assets	6	119.52	157.75
(e) Financial Assets			
(i) Investments	7	6,31,371.32	4,33,066.70
(ii) Others financial assets	8	2,828.46	2,941.57
(f) Income tax assets (Net)	23	5,988.63	7,571.69
(g) Deferred tax assets (Net)	23	-	-
(h) Other non current assets	9	31,273.06	30,582.11
		9,55,246.44	7,66,336.00
2. Current assets			
(a) Inventories	10	1,39,153.83	99,657.37
(b) Financial Assets			
(i) Trade receivable	11	36,594.06	46,833.57
(ii) Government subsidies receivable	12	67,586.64	50,901.93
(iii) Cash and cash equivalents	13	32,748.62	23,498.95
(iv) Bank balances other than (iii) above	14	863.20	1,281.70
(v) Loans	15	23,156.94	21,125.40
(vi) Others financial assets	16	1,34,299.27	87,184.46
(c) Other current assets	17	22,819.46	19,108.09
		4,57,222.02	3,49,591.47
3. Assets held for sale	18	0.25	478.98
TOTAL ASSETS		14,12,468.71	11,16,406.45

CONSOLIDATED BALANCE SHEET AS AT 31ST MARCH, 2022

(₹ in lakhs)

Particulars	Note	As at 31st March 2022	As at 31st March 2021
B. EQUITY AND LIABILITIES			
EQUITY			
(a) Equity share capital	19	7,969.55	7,969.55
(b) Other Equity	20	11,69,253.34	9,16,050.42
(c) Non Controlling Interest		154.22	157.71
		11,77,377.11	9,24,177.68
LIABILITIES			
1. Non-current liabilities			
(a) Provisions	21	37,336.36	65,159.88
(b) Deferred Subsidy Income		82.58	93.81
(c) Deferred tax liabilities (Net)	23	60,289.97	24,005.01
		97,708.91	89,258.70
2. Current liabilities			
(a) Financial Liabilities			
(i) Borrowings	22	282.27	3,500.97
(ii) Lease Liabilities	24	267.57	175.77
(iii) Trade payables	25		
- Total outstanding dues of MSMED		1,474.21	805.92
- Total outstanding dues of creditors other than MSMED		81,223.80	52,116.18
(iv) Other financial Liabilities	26	26,564.07	27,418.27
(b) Other current liabilities	27	3,648.39	5,470.10
(c) Provisions	28	14,278.95	13,207.05
(d) Current tax liabilities (Net)	23	9,643.44	275.81
		1,37,382.70	1,02,970.07
TOTAL EQUITY & LIABILITIES		14,12,468.71	11,16,406.45
See accompanying notes forming part of the financial statements	1 to 51		

In terms of our report attached

For **T R Chadha & Co LLP**
Chartered Accountants
Firm Registration No: 006711N / N500028

Brijesh Thakkar
Partner
Membership No: 135556

Gandhinagar
26th May, 2022

Mukesh Puri
Managing Director

V. D. Nanavaty
ED (Finance) & CFO

Tapan Ray
Director

V. V. Vachhrajani
Company Secretary

CONSOLIDATED STATEMENT OF PROFIT & LOSS FOR THE YEAR ENDED 31ST MARCH, 2022

(₹ in lakhs)

Particulars	Note	Year Ended 31st March	
		2022	2021
I Income			
Revenue from operations	29	9,08,263.72	7,63,406.14
Other income	30	18,326.46	18,317.73
Total income		9,26,590.19	7,81,723.87
II Expenses			
Cost of materials consumed	31	4,88,175.28	3,95,179.76
Purchase of stock in trade		62,873.45	59,867.87
Changes in inventories of finished goods, work in process and stock in trade	32	(17,318.89)	32,422.71
Power and Fuel		98,091.42	65,010.24
Employee benefits expense	33	66,751.03	69,560.90
Finance costs	34	977.17	4,299.52
Depreciation and amortization expense		17,879.69	17,719.57
Other expenses	35	77,800.36	84,234.70
Total Expenses		7,95,229.53	7,28,295.27
III Profit before share of profit/(loss) of Associates		1,31,360.66	53,428.60
IV Share of profit of Associates		160.30	65.09
V Profit before tax		1,31,520.96	53,493.69
VI Tax expense			
Current tax		33,170.91	7,462.28
Deferred tax	23	7,944.85	6,348.61
MAT credit recognised		-	(3,261.99)
Earlier Year Tax	23	547.57	(2,065.95)
VII Profit for the year		89,857.63	45,010.73
VIII Other Comprehensive Income			
(A) Items that will be reclassified to profit or loss		-	-
(B) Items that will not be reclassified to profit or loss			
Re-measurement gains/ (losses) on defined benefit plans		2,014.34	(931.92)
Income tax effect on above		(707.04)	325.34
Net fair value (loss) / gain on investments in equity instruments at FVTOCI		1,98,100.87	2,24,766.44
- Income tax effect on above		(27,299.88)	(26,515.99)
Net other comprehensive income that will not be reclassified to profit or loss		1,72,108.29	1,97,643.87
IX Total Comprehensive Income for the year (VII+VIII)		2,61,965.92	2,42,654.60
Net Profit attributable to :			
(a) Owners of the company		89,860.43	45,013.03
(b) Non Controlling Interest		(2.79)	(2.29)
Other Comprehensive Income attributable to :			
(a) Owners of the company		1,72,108.29	1,97,643.87
(b) Non Controlling Interest		-	-
Total Comprehensive Income attributable to :			
(a) Owners of the company		2,61,968.72	2,42,656.90
(b) Non Controlling Interest		(2.79)	(2.29)
Earnings per equity share (face value of ₹ 2/- each)			
Basic and Diluted Earnings per equity share:	36	22.55	11.30
See accompanying notes forming part of the financial statements	1 to 51		

In terms of our report attached

For **T R Chadha & Co LLP**
Chartered Accountants
Firm Registration No: 006711N / N500028

Brijesh Thakkar
Partner
Membership No: 135556

Gandhinagar
26th May, 2022

Mukesh Puri
Managing Director

V. D. Nanavaty
ED (Finance) & CFO

Tapan Ray
Director

V. V. Vachhrajani
Company Secretary

CONSOLIDATED CASH FLOW STATEMENT FOR THE YEAR ENDED 31 MARCH, 2022

(₹ in lakhs)

Particulars	Year Ended 31st March	
	2022	2021
A Cash Flow From Operating Activities :		
Profit Before Tax	1,31,520.96	53,493.69
Adjustments for :		
Depreciation and amortisation expense	17,879.69	17,719.57
Amortisation of lease hold land	297.53	294.87
Share of Profit of Associates	(160.30)	(65.09)
Finance cost	542.34	3,882.73
Interest income	(5,438.40)	(787.83)
Loss/ (Profit) on fixed assets sold/written off	(302.81)	(4,343.04)
Dividend income	(4,256.47)	(3,493.01)
Impairment in value of Investment	-	548.07
Provision for doubtful debts/advances	123.39	217.37
Operating Profit before Working Capital Changes	1,40,205.93	67,467.33
Movements in working capital:		
Inventories	(39,496.46)	37,711.38
Trade receivables, loans and advances and other assets	(58,439.72)	99,752.66
Trade payables, other current liabilities and provision	4,243.80	(32,064.19)
Cash Generated from Operations	46,513.55	1,72,867.18
Direct taxes paid (net of refunds)	(22,803.90)	5,403.27
Net Cash Flow from Operating Activities	23,709.65	1,78,270.45
B Cash Flow From Investing Activities :		
Purchase of property, plant & equipments (including CWIP & capital advances)	(9,482.37)	(8,840.69)
Proceeds from sale of immovable property	-	4,200.35
Purchase of non current investments	-	(1,696.54)
Sale of investments	135.00	-
Investment in FD	(180.00)	-
Interest received	3,357.13	517.83
Dividend received	4,356.47	3,541.01
Net Cash Flow used in Investing Activities	(1,813.78)	(2,278.04)
C Cash Flow From Financing Activities		
Proceeds from issue of shares	-	160.00
Repayment of long term borrowings	-	(9,333.32)
Net increase/(decrease) in short term borrowings	(3,218.70)	(1,37,740.48)
Interest paid	(542.81)	(4,107.84)
Dividend paid	(8,884.69)	(4,876.29)
Net Cash Flow from/ (used in) Financing Activities	(12,646.20)	(1,55,897.93)
Net Increase/ (Decrease) in Cash & Cash Equivalents	9,249.67	20,094.48
Cash and Cash Equivalents as at the beginning of the year	23,498.95	3,404.47
Cash and Cash Equivalents as at end of the year (Refer Note-13)	32,748.62	23,498.95
Notes:		
Components of Cash and cash equivalents		
Cash on hand	47.22	43.36
Balances with banks		
In current accounts	2,941.43	6,735.84
Debit balance in Cash Credit Account	1,588.36	-
Deposit with original maturity of less than three months	590.48	2,819.75
Liquid Deposits with Financial Institutions	27,581.13	13,900.00
Total Cash and cash equivalents	32,748.62	23,498.95

The Cash flow statement has been prepared under the indirect method as set out in the Indian Accounting Standard 7 on Cash Flows Statement.

See accompanying notes forming part of the financial statements

In terms of our report attached

For **T R Chadha & Co LLP**
Chartered Accountants
Firm Registration No: 006711N / N500028

Brijesh Thakkar
Partner
Membership No: 135556

Mukesh Puri
Managing Director

V. D. Nanavaty
ED (Finance) & CFO

Tapan Ray
Director

V. V. Vachhrajani
Company Secretary

Gandhinagar
26th May, 2022

CONSOLIDATED STATEMENT OF CHANGES IN EQUITY (SOCIE)

Note (a) : Equity share capital

(₹ in lakhs)

Particulars	Amount
Balance as at April 01, 2020	7,969.55
Changes in equity share capital due to prior period errors	-
Restated balance as at April 01,2020	7,969.55
Changes in equity share capital during the year	-
Balance as at March 31, 2021	7,969.55
Balance as at April 01, 2021	7,969.55
Changes in equity share capital due to prior period errors	-
Restated balance as at April 01,2021	7,969.55
Changes in equity share capital during the year	-
Balance as at March 31, 2022	7,969.55

Note (b) : Other equity

(₹ in lakhs)

Particulars	Reserves & Surplus					Items of OCI Equity Instruments through OCI	Total Equity
	Capital reserve	Security premium	Capital redemption reserve	General reserve	Retained earnings		
Balance as at April 01, 2020	2,456.71	30,524.02	3,335.00	4,84,153.31	27,510.84	1,30,195.36	6,78,175.24
Changes in accounting policy or prior period errors	-	-	-	-	-	-	-
Restated Balance as at 1st April, 2020	-	-	-	-	-	-	-
Capital Reserve on acquisition of shares in Associates	-	-	-	-	-	-	-
Profit for the year	-	-	-	-	45,013.03	-	45,013.03
Other comprehensive income for the year net of income tax	-	-	-	-	-	1,98,250.45	1,98,250.45
Other comprehensive income arising from remeasurement of defined benefit obligation net of income tax	-	-	-	-	(606.58)	-	(606.58)
Total comprehensive income for the year	-	-	-	-	44,406.45	1,98,250.45	2,42,656.90
Dividends paid [Note 20]	-	-	-	-	(4,781.72)	-	(4,781.72)
Transfer to General reserve	-	-	-	23,000.00	(23,000.00)	-	-
Balance as at March 31, 2021	2,456.71	30,524.02	3,335.00	5,07,153.31	44,135.56	3,28,445.82	9,16,050.42
Balance as at April 01, 2021	2,456.71	30,524.02	3,335.00	5,07,153.31	44,135.56	3,28,445.82	9,16,050.42
Changes in accounting policy or prior period errors	-	-	-	-	-	-	-
Restated Balance as at 1st April, 2021	-	-	-	-	-	-	-
Profit for the year	-	-	-	-	89,860.43	-	89,860.43
Other comprehensive income for the year net of income tax	-	-	-	-	0.69	1,70,800.99	1,70,801.68
Other comprehensive income arising from remeasurement of defined benefit obligation net of income tax	-	-	-	-	1,307.30	-	1,307.30
Total comprehensive income for the year	-	-	-	-	91,168.42	1,70,800.99	2,61,969.41
Dividends paid [Note 20]	-	-	-	-	(8,766.49)	-	(8,766.49)
Transfer to General reserve	-	-	-	49,000.00	(49,000.00)	-	-
Balance as at March 31, 2022	2,456.71	30,524.02	3,335.00	5,56,153.31	77,537.49	4,99,246.81	11,69,253.34

See accompanying notes forming part of the financial statements 1 to 51

In terms of our report attached

For T R Chadha & Co LLP
Chartered Accountants
Firm Registration No: 006711N / N500028

Brijesh Thakkar
Partner
Membership No: 135556

Gandhinagar
26th May, 2022

Mukesh Puri
Managing Director

V. D. Nanavaty
ED (Finance) & CFO

Tapan Ray
Director

V. V. Vachhrajani
Company Secretary

Notes to the Consolidated Financial Statements

Notes to the Consolidated Financial Statements for the year ended March 31, 2022

1. Corporate Information

Gujarat State Fertilizers and Chemicals Limited “the Company” is a public company domiciled in India and is incorporated under the provisions of the Companies Act applicable in India. The Company is principally engaged in production of fertilizers and chemicals. Its shares are listed on two recognised stock exchanges in India. The registered office of the Company is located at Fertilizernagar - 391 750, Dist. Vadodara.

These consolidated financial statements were authorised for issuance by the Board of Directors of the Company in their meeting held on May 26, 2022.

2. Basis of preparation of Consolidated Financial Statements

2.1 Basis of preparation and compliance with Ind AS

The consolidated financial statements are prepared in accordance with the principles and procedures laid down under the Accounting Standard notified under Section 133 of the Companies Act 2013 read with Rule 7 of the Companies (Accounts) Rules, 2014.

2.2 Principles of Consolidation

The consolidated financial statements comprise the financial statements of the Company, its subsidiaries and equity accounting of its investment in associates.

Consolidation financial statements are prepared using uniform accounting policies for like transactions and other event in similar circumstances. If a member of the group uses accounting policies other than those adopted in the consolidated financial statements, appropriate adjustments are made to that group member's financial statements in preparing the consolidated financial statements to ensure conformity with the group's accounting policies.

The financial statements of all the entities used for the purpose of consolidation are drawn up to same reporting date as that of the parent company. When the end of the reporting period of the parent is different from that of a subsidiary, jointly controlled entity or associate, the respective entity prepares, for consolidation purposes, additional financial information as of the same date as the financial statements of the parent to enable the parent to consolidate the financial information of the said entity, unless it is impracticable to do so.

The consolidated financial statements have been prepared on the following basis.

Subsidiaries

Subsidiaries are all entities over which the Group has control. The Group controls an entity when the Group is exposed, or has rights, to variable returns from its power and involvement with the investee and has the ability to affect those returns through its power over the investee.

Subsidiaries are considered for consolidation when the Group obtains control over the subsidiary and are

derecognized when the Group loses control of the subsidiary. Subsidiaries have been consolidated on a line-by-line basis by adding together the book values of the like items of assets, liabilities, equity, income and expenses. Intercompany transactions, balances and unrealized gains resulting on intra-group transactions are eliminated in full. Unrealized losses resulting from intra-group transactions are eliminated in arriving at the carrying amount of assets unless transaction provides an evidence of impairment of transferred asset.

Non-controlling interests represent the portion of profit or loss and net assets not held by the Group and are presented separately in the Statement of Profit and Loss and Consolidated Balance Sheet, separately from parent shareholders' equity. Profit and loss and each component of other comprehensive income (OCI) are attributed to the equity holders of the parent of the Group and to the non-controlling interests, even if this results in the non-controlling interests having a deficit balance.

Changes in the Group's ownership interests in subsidiaries that do not result in the Group losing control over the subsidiaries are accounted for as equity transactions. The carrying amounts of the Groups interests and the non-controlling interests are adjusted to reflect the changes in their relative interests in the subsidiaries.

Associates - Equity Accounting

An associate is an entity over which the Group has significant influence. Significant influence is the power to participate in the financial and operating policy decisions of the investee but is not control or joint control over those policies.

The results and assets and liabilities of associates are incorporated in the consolidated financial statements using the equity method of accounting. Under the equity method, an investment in an associate is initially recognized at cost and adjusted thereafter to recognize the Group's share of post-acquisition profits or losses and that of other comprehensive income of the associate. Distributions received from an associate reduce the carrying amount of the investment. Unrealized gains and losses resulting from transactions between the Group, Associate entities are eliminated to the extent of the interest in the Associate entities.

After application of the equity method, at each reporting date, the Group determines whether there is objective evidence that the investment in the associate is impaired. If there exists such evidence, the Group determines extent of impairment and then recognizes the loss in the Statement of Profit and Loss.

Upon loss of significant influence over the associate, the Group measures and recognizes any retained investment at its fair value. Any difference between the carrying amount of the associate and the fair value of the retained investment and proceeds from disposal is recognized in profit and loss.

The list of companies included in consolidation, relationships with the company and shareholding therein is provided in Note No. 50.

Notes to the Consolidated Financial Statements

2.3 Basis of measurement

The consolidated financial statements have been prepared on a going concern basis, using historical cost convention and on an accrual method of accounting, except for the following assets and liabilities which have been measured at fair value, as required by relevant Ind AS.

1. Derivative financial instruments
2. Certain financial assets and liabilities measured at fair value (refer accounting policy regarding financial instruments)
3. Defined benefit plans

2.4 Functional and presentation currency

The consolidated financial statements are prepared in Indian Rupees, which is the Group's functional and presentation currency. All financial information presented in Indian Rupees has been rounded to the nearest lakhs with two decimals.

2.5 Current and non-current classification

The Group presents assets and liabilities in the Balance Sheet based on current / non-current classification.

An asset is classified as current if it satisfies any of the following criteria:

- a) It is expected to be realised or intended to sold or consumed in the Group's normal operating cycle,
- b) It is held primarily for the purpose of trading,
- c) It is expected to be realised within twelve months after the reporting period, or
- d) It is a cash or cash equivalent unless restricted from being exchanged or used to settle a liability for at least twelve months after the reporting period.

All other assets are classified as non-current.

A liability is classified as current if it satisfies any of the following criteria:

- a) it is expected to be settled in the Group's normal operating cycle,
- b) it is held primarily for the purpose of trading,
- c) it is due to be settled within twelve months after the reporting period
- d) there is no unconditional right to defer the settlement of the liability for at least twelve months after the reporting period

The Group classifies all other liabilities as non-current. Current liabilities include current portion of non-current financial liabilities.

Deferred tax assets and liabilities are classified as non-current assets and liabilities.

3. The Group has applied the following accounting policies to all periods presented in the consolidated financial statements.

3.1 Revenue recognition

The Group derives revenues primarily from manufacturing of Fertilizers and Chemical Products.

Revenue from Operations is recognised in the Statement of Profit and Loss when:

- The income generating activities have been carried out on the basis of a binding agreement.
- The income can be measured reliably.
- It is probable that the economic benefits associated with the transaction will flow to the Group.
- Costs relating to the transaction can be measured reliably.

Revenue for all businesses is recognized upon transfer of control of promised goods or services to customers in an amount that reflects the consideration to which the Group expects to be entitled in exchange for the goods and services.

Sale of fertilizer products is recognised net of returns and trade discounts. Sales exclude sales tax/value added tax/GST collected on behalf of Government. Revenue is also recognised on sale of goods in case where the delivery is kept pending at the instance of the customer, as the performance obligation has been satisfied and control are transferred and customer takes title and accepts billing as per usual payment terms.

Sales of industrial products are accounted on the dispatch basis except export sales, which are recognised on the basis of bill of lading on satisfaction of performance and transfer of control.

The amounts receivable from various agencies are accounted for on accrual basis except interest on delayed payments, refunds from customs & excise authorities, insurance claims (other than marine claims), etc. where it is not possible to ascertain the income with reasonable accuracy or in absence of finality of the transaction.

Revenues in excess of invoicing are classified as contract assets (referred as unbilled revenue) while invoicing in excess of revenues are classified as contract liabilities (which we refer to as unearned revenues).

Subsidy income

Urea subsidy income is recognised on the basis of the rates notified from time to time by the Government of India on the quantity of fertilisers sold by the Company for the period for which notification has been issued, further adjusted for input price escalation/de-escalation estimated by management, based on prescribed norms as notified by Govt. of India.

Subsidy on Phosphatic and Potassic (P&K) fertilizers is recognized as per concession rates notified by the Government of India in accordance with Nutrient Based Subsidy Policy from time to time and Freight subsidy has been accounted for in line with the policy of the Government of India.

Subsidy on City Compost is recognized based on rates, as notified by the Government of India.

Interest income

For all debt instruments measured either at amortised cost or at fair value through other comprehensive income, interest income is recorded using the effective interest rate (EIR), which is the rate that exactly discounts the estimated future cash payments or receipts over the expected life of the financial instrument or a shorter period,

Notes to the Consolidated Financial Statements

where appropriate, to the gross carrying amount of the financial asset or to the amortised cost of a financial liability. Interest income is included in other income in the statement of profit and loss.

Dividends

Dividend income is accounted for when the right to receive the same is established, which is generally when shareholders approve the dividend.

Insurance Claims

Claims receivable on account of insurance are accounted for to the extent no significant uncertainty exist for the measurement and realisation of the amount.

Rental Income

Rental income arising from operating leases is accounted for on a straight-line basis over the lease terms and is included in revenue in the statement of profit or loss due to its operating nature.

3.2 Taxes

Tax expense comprises of current income tax & deferred tax

Current income tax

Current income tax assets and liabilities are measured at the amount expected to be recovered from or paid to the taxation authorities, based on the rates and tax laws enacted or substantively enacted, at the reporting date in India where the entity operates and generates taxable income.

Current tax items are recognised in correlation to the underlying transaction either in OCI or directly in equity.

Management periodically evaluates positions taken in the tax returns with respect to situations in which applicable tax regulations are subject to interpretation and establishes provisions where appropriate.

Deferred tax

Deferred income tax is provided in full, using the liability method, on temporary differences arising between the tax bases of assets and liabilities and their carrying amounts in the financial statements. Deferred income tax is determined using tax rates (and laws) that have been enacted or substantially enacted by the end of the reporting period and are expected to apply when the related deferred income tax asset is realised or the deferred income tax liability is settled.

Deferred tax assets are recognised for all deductible temporary differences and unused tax losses only if it is probable that future taxable amounts will be available to utilise those temporary differences and losses.

Deferred tax assets and liabilities are offset when there is a legally enforceable right to offset current tax assets and liabilities and when the deferred tax balances relate to the same taxation authority. Current tax assets and tax liabilities are offset where the entity has a legally enforceable right to offset and intends either to settle on a net basis, or to realise the asset and settle the liability simultaneously.

Current and deferred tax is recognised in profit or loss, except to the extent that it relates to items recognised in other comprehensive income or directly in equity. In this case, the tax is also recognised in other comprehensive income or directly in equity, respectively.

The Group recognizes tax credits in the nature of Minimum Alternate Tax (MAT) credit entitlement only to the extent that it is probable that the Group will pay normal income tax during the specified period, i.e., the period for which tax credit is allowed to be carried forward, sufficient to utilize the MAT credit entitlement. The carrying amount of tax credit is reviewed at each reporting date as stated above.

3.3 Non-current assets held for sale

The Group classifies non-current assets as held for sale if their carrying amounts will be recovered principally through a sale rather than through continuing use. The Group treats sale of the asset to be highly probable when:

- The appropriate level of management is committed to a plan to sell the asset,
- An active programme to locate a buyer and complete the plan has been initiated,
- The sale is expected to qualify for recognition as a completed sale within one year from the date of classification, and
- Actions required to complete the plan indicate that it is unlikely that significant changes to the plan will be made or that the plan will be withdrawn.

Non-current assets held for sale are measured at the lower of their carrying amount and the fair value less costs to sell. Assets and liabilities classified as held for sale are presented separately in the balance sheet.

Property, plant and equipment and intangible assets once classified as held for sale are not depreciated or amortised.

3.4 Property, plant and equipment and intangible assets

Freehold land is carried at historical cost. All other items of property, plant and equipment are stated at historical cost less depreciation. Historical cost includes expenditure that is directly attributable to the acquisition of the items.

Subsequent costs are included in the asset's carrying amount or recognised as a separate asset, as appropriate, only when it is probable that future economic benefits associated with the item will flow to the Group and the cost of the item can be measured reliably. Such cost includes the cost of replacing part of the plant and equipment. When significant parts of plant and equipment are required to be replaced at intervals, the Group depreciates them separately based on their specific useful lives. Items of stores and spares that meet the definition of property, plant and equipment are capitalized at cost. Otherwise, such items are classified as inventories. The carrying amount of any component accounted for as a separate asset is derecognised when replaced. All other repairs and maintenance are charged to profit or loss during the reporting period in which they are incurred.

Notes to the Consolidated Financial Statements

Assets under erection / installation of the existing projects and on-going projects are shown as “Capital Work in Progress”.

Capital advances given for procurement of Property, plant and equipment are treated as other non-current assets.

In the absence of availability of specific original cost in respect of a part of assets capitalised under turn-key contracts, the original value of such asset written / disposed off is estimated on the basis of its current cost adjusted for price and technological factors.

Major cost of civil works required as plant and machinery supports, on the basis of technical estimates, is considered as Plant & Machinery.

Intangible assets

Intangible assets are recognised when it is probable that the future economic benefits that are attributable to the assets will flow to the Group and the cost of the asset can be measured reliably.

Intangible assets acquired separately are measured on initial recognition at cost. Following initial recognition, intangible assets are carried at cost less any accumulated amortisation and accumulated impairment losses, if any. Cost of intangible assets comprises of purchase price and attributable expenditure on making the asset ready for its intended use. Internally generated intangibles, excluding capitalised development costs, are not capitalised and the related expenditure is reflected in profit or loss in the period in which the expenditure is incurred.

Research and Development

Capital expenditure on Research & Development activities is included in Property, plant and equipment to the extent it has alternative economic use. Revenue expenditure pertaining to research activity is charged under respective account heads in the statement of Profit & Loss.

Depreciation methods, estimated useful lives and residual value

Depreciation on Property, plant and equipment is provided on Straight Line Method at the rates prescribed in Schedule II to the Company's Act, 2013. Depreciation on additions to Property, plant and equipment and assets disposed off / discarded is charged on pro-rata basis. Depreciation on commissioning of plants and other assets of new projects is charged for the days they are actually put to use.

The useful lives have been determined based on technical evaluation done by the management's expert which are higher than those specified by Schedule II to the Companies Act; 2013, in order to reflect the actual usage of the assets. The residual values are not more than 5% of the original cost of the asset.

The assets' residual values and useful lives are reviewed, and adjusted if appropriate, at the end of each reporting period.

An asset's carrying amount is written down immediately to its recoverable amount if the asset's carrying amount is greater than its estimated recoverable amount.

Leasehold land, other than that on perpetual lease, is amortized over the life of the lease.

Intangible assets are amortized over their estimated economic lives but not exceeding ten years on a straight-line basis.

The useful lives of the property, plant and equipment are as follows:

Assets	Estimated Useful life
Freehold Land	—
Leasehold Land	20 years
Buildings	30-60 years
Bridge, culverts, bunders, etc.	30 years
Roads	5-10 years
Plant and machinery	15-25 years
Furniture and fittings	10 years
Motor Vehicles	5-10 years
Railway sidings	15 years
Office equipment	5 years
Computers and Data Processing units	3-6 years
Laboratory equipment	10 years
Electrical Installation and Equipment	10 years
Library books	15 years

An item of property, plant and equipment is derecognized upon disposal or when no future economic benefits are expected to arise from the continued use of the asset. Any gain or loss arising on the disposal or retirement of an item of property, plant and equipment is determined as the difference between the sales proceeds and the carrying amount of the asset and is recognised in profit or loss.

3.5 Impairment of non-financial assets

The Group assesses, at each reporting date, whether there is an indication that an asset may be impaired. If any indication exists, or when annual impairment testing for an asset is required, the Group estimates the asset's recoverable amount. An asset's recoverable amount is the higher of an asset's or cash-generating unit's (CGU) fair value less costs of disposal and its value in use. Recoverable amount is determined for an individual asset, unless the asset does not generate cash inflows that are largely independent of those from other assets or group of assets. When the carrying amount of an asset or CGU exceeds its recoverable amount, the asset is considered impaired and is written down to its recoverable amount.

Recoverable amount is determined:

- In case of individual asset, at higher of the fair value less cost to sell and value in use; and
- In case of cash-generating unit (a Group of assets that generates identified, independent cash flows), at the higher of the cash-generating unit's fair value less cost to sell and the value in use.

In assessing value in use, the estimated future cash flows are discounted to their present value using a pre-tax discount rate that reflects current market

Notes to the Consolidated Financial Statements

assessments of the time value of money and the risks specific to the asset. In determining fair value less costs of disposal, recent market transactions are taken into account. If no such transactions can be identified, an appropriate valuation model is used. These calculations are corroborated by valuation multiples, quoted share prices for publicly traded companies or other available fair value indicators.

The Group bases its impairment calculation on detailed budgets and forecast calculations, which are prepared separately for each of the Group's CGUs to which the individual assets are allocated. These budgets and forecast calculations generally cover a period of five years. For longer periods, a long-term growth rate is calculated and applied to project future cash flows after the fifth year.

Impairment losses of continuing operations, including impairment on inventories, are recognised in the statement of profit and loss, except for properties previously revalued with the revaluation surplus taken to OCI. For such properties, the impairment is recognised in OCI up to the amount of any previous revaluation surplus.

Intangible assets with indefinite useful lives are tested for impairment annually at the CGU level, as appropriate, and when circumstances indicate that the carrying value may be impaired.

3.6 Borrowing costs

Borrowing costs directly attributable to the acquisition, construction or production of an asset that necessarily takes a substantial period of time to get ready for its intended use or sale are capitalised as part of the cost of the asset. All other borrowing costs are expensed in the period in which they occur. Borrowing costs consist of interest and other costs that an entity incurs in connection with the borrowing of funds. Borrowing cost also includes exchange differences to the extent regarded as an adjustment to the borrowing costs.

3.7 Leases

Transition

Effective April 01, 2019, the Group adopted Ind AS 116 "leases" and applied the standard to all applicable lease contracts existing on April 1, 2019 using the modified retrospective method with cumulative effect of initially applying the standard recognised on the date of initial application. Accordingly, Group has not restated comparative information and recognised right of use assets at an amount equal to lease liability.

The Group's lease asset primarily consists of leases for buildings. The Group assesses whether a contract contains a lease, at inception of a contract. A contract is, or contains, a lease if the contract conveys the right to control the use of an identified asset for a period of time in exchange for consideration. To assess whether a contract conveys the right to control the use of an identified asset, the Group assesses whether: (i) the contract involves the use of an identified asset (ii) the Group has

substantially all of the economic benefits from use of the asset through the period of the lease and (iii) the Group has the right to direct the use of the asset.

Group as a lessee

At the date of commencement of the lease, the Group recognizes a right-of-use asset ("ROU") and a corresponding lease liability for all lease arrangements in which it is a lessee, except for leases with a term of twelve months or less (short-term leases) and low value leases. For these short-term and low value leases, the Group recognizes the lease payments as an operating expense.

The right-of-use assets are initially recognized at cost, which comprises the initial amount of the lease liability adjusted for any lease payments made at or prior to the commencement date of the lease plus any initial direct costs less any lease incentives. They are subsequently measured at cost less accumulated depreciation and impairment losses.

Right-of-use assets are depreciated from the commencement date on a straight-line basis over the shorter of the lease term and useful life of the underlying asset. Right of use assets are evaluated for recoverability whenever events or changes in circumstances indicate that their carrying amounts may not be recoverable. For the purpose of impairment testing, the recoverable amount (i.e. The higher of the fair value less cost to sell and the value-in-use) is determined on an individual asset basis unless the asset does not generate cash flows that are largely independent of those from other assets. In such cases, the recoverable amount is determined for the Cash Generating Unit (CGU) to which the asset belongs.

The lease liability is initially measured at amortized cost at the present value of the future lease payments. The lease payments are discounted using the interest rate implicit in the lease or, if not readily determinable, using the incremental borrowing rates. Lease liabilities are remeasured with a corresponding adjustment to the related right of use asset if the Group changes its assessment if whether it will exercise an extension or a termination option.

Lease liability and ROU asset have been separately presented in the Balance Sheet and finance cost portion of lease payments have been classified as financing cash flows.

Group as a lessor

At the inception of the lease, the Group classifies each of its leases as either an operating lease or a finance lease. The Group recognises lease payments received under operating leases as income over the lease term on a straight-line basis.

3.8 Inventories

Items of inventories are measured at lower of cost and net realisable value after providing for obsolescence, if any. Cost of inventories comprises of cost of purchase, cost of conversion and other costs including manufacturing

Notes to the Consolidated Financial Statements

overheads incurred in bringing them to their respective present location and condition. Cost of raw materials, process chemicals, stores and spares, packing materials, trading and other products are determined on weighted average basis.

3.9 Employee benefits

Defined benefit plans:

- (i) Short-term employee benefits
Short term employee benefits are recognized as an expense at the undiscounted amount in the statement of profit and loss of the year in which the related service is rendered.
- (ii) Post-Employment benefits
 - (a) Defined contribution plans
A defined contribution plan is a post-employment benefit plan under which an entity pays fixed contributions into a separate entity and will have no legal or constructive obligation to pay further amounts. The Parent has set up separate recognized Provident Fund trusts for all the units of the Group.
Contributions paid / payable for Provident Fund of eligible employees and National Pension Scheme is recognized in the statement of Profit and Loss each year. The Parent has an obligation to make good the shortfall, if any, between the return from the investments of the trusts and the interest rate notified by Government.
 - (b) Defined benefit plans
A defined benefit plan is a post-employment benefit plan other than a defined contribution plan. The Parent's net obligation in respect of defined benefit plans is calculated separately for each plan by estimating the amount of future benefit that employees have earned in the current and prior periods, discounting that amount and deducting the fair value of any plan assets.
Post-employment defined benefits plans comprise of gratuity, superannuation and Post-Retirement Medical Benefit for eligible employees of the Group. Post-employment benefits are recognized as an expense in the statement of profit and loss for the year in which the employee has rendered services. The Group also contributes to a government administered Family Pension fund on behalf of its employees. The calculation of defined benefit obligation is performed annually by a qualified actuary using the projected unit credit method.
Remeasurements of the net defined benefit liability, which comprise actuarial gains and

losses, the return on plan assets (excluding interest) and the effect of the asset ceiling (if any, excluding interest), are recognised in OCI.

- (iii) Other long-term employee benefits

Other long-term employee benefits comprise of leave encashment for eligible employees of Group. The obligation is measured on the basis of an annual independent actuarial valuation using the projected unit credit method. Remeasurements gains or losses are recognised in profit or loss in the period in which they arise.

3.10 Financial instruments

Financial instruments are recognised when the Group becomes a party to the contractual provisions of the instrument. Regular way purchases and sales of financial assets are recognised on trade-date, the date on which the Group commits to purchase or sell the asset.

(A) Financial Assets

The Group determines the classification of its financial assets at initial recognition. The classification depends on the Group's business model for managing the financial assets and the contractual terms of the cash flows.

The financial assets are classified in the following measurement categories:

- a) Those to be measured subsequently at fair value (either through other comprehensive income, or through profit or loss), and
- b) Those to be measured at amortised cost.

For assets measured at fair value, gains and losses will either be recorded in profit or loss or other comprehensive income. For investments in debt instruments, this will depend on the business model in which the investment is held. For investments in equity instruments, this will depend on whether the Group has made an irrevocable election at the time of initial recognition to account for the equity investment at fair value through other comprehensive income.

At initial recognition, the Group measures a financial asset at its fair value plus, in the case of a financial asset not at fair value through profit or loss, transaction costs that are directly attributable to the acquisition of the financial asset. Transaction costs of financial assets carried at fair value through profit or loss are expensed in profit or loss as incurred.

Subsequent measurement of debt instruments depends on the Group's business model for managing the asset and the cash flow characteristics of the asset. There are three measurement categories into which the Group classifies its debt instruments.

Notes to the Consolidated Financial Statements

(i) Amortised Cost

The Group classifies its financial assets as at amortised cost only if both of the following criteria are met:

- a) The asset is held within a business model with the objective of collecting the contractual cash flows, and
- b) The contractual terms give rise on specified dates to cash flows that are solely payments of principal and interest on the principal outstanding.

Financial assets at amortised cost include loans receivable, trade and other receivables, and other financial assets that are held with the objective of collecting contractual cash flows. After initial measurement at fair value, the financial assets are measured at amortised cost using the effective interest rate (EIR) method, less impairment.

Amortised cost is calculated by taking into account any discount or premium on acquisition and fees or costs that are an integral part of the EIR. The EIR amortisation is included in finance income in the statement of profit or loss. The losses arising from impairment are recognised in the Statement of Profit or Loss in other income.

(ii) Fair value through other comprehensive income

Financial assets that are held for collection of contractual cash flows and for selling the financial assets, where the assets' cash flows represent solely payments of principal and interest, are measured at fair value through other comprehensive income. Movements in the carrying amount are taken through other comprehensive income, except for the recognition of impairment gains or losses, interest revenue and foreign exchange gains and losses which are recognised in profit or loss. When the financial asset is derecognised, the cumulative gain or loss previously recognised in other comprehensive income is reclassified from equity to profit or loss and recognised in other gains/ (losses). Interest income from these financial assets is included in other income using the effective interest rate method.

(iii) Financial assets at fair value through profit or loss

The Group classifies the following financial assets at fair value through profit or loss:

- a) Debt investments that do not qualify for measurement at amortised cost;

- b) Debt investments that do not qualify for measurement at fair value through other comprehensive income; and
- c) Debt investments that have been designated at fair value through profit or loss.

Financial assets at fair value through profit or loss include financial assets held for trading, debt securities and financial assets designated upon initial recognition at fair value through profit or loss. Financial assets at fair value through profit or loss are carried in the Balance Sheet at fair value with net changes in fair value presented as finance costs in profit or loss if the same is considered as an adjustment to borrowing cost. Interests, dividends and gain/loss on foreign exchange on financial assets at fair value through profit or loss are included separately in other income.

If Group elects to present fair value gains and losses on equity investments in other comprehensive income, there is no subsequent reclassification of fair value gains and losses to profit or loss. Dividends from such investments shall continue to be recognised in profit or loss as other income when the Group's right to receive payments is established. There are no impairment requirements for equity investments measured at fair value through other comprehensive income. Changes in the fair value of financial assets at fair value through profit or loss shall be recognised in other gain / (losses) in the statement of profit or loss as applicable.

Derecognition of financial assets

The Group derecognises a financial asset when the contractual rights to the cash flows from the assets expire, or when it transfers the financial asset and substantially all the risks and rewards of ownership of the asset to another party. If the Group neither transfers nor retains substantially all the risks and rewards of ownership and continues to control the transferred asset, the Group recognises its retained interest in the asset and associated liability for amounts it may have to pay. If the Group retains substantially all the risks and rewards of ownership of the transferred financial asset, the Group continues to recognise the financial asset and also recognises a collateralised borrowing for the proceeds received.

Impairment of Financial Assets

The Group applies expected credit loss (ECL) model for measurement and

Notes to the Consolidated Financial Statements

recognition of impairment loss on the following financial assets and credit risk exposure:

- a) Financial assets that are debt instruments and are measured at amortised cost e.g., loans, deposits, trade receivables and bank balance.
- b) Trade receivables or any contractual right to receive cash or other financial asset that result from transactions that are within the scope of Ind AS 18.

An expected credit loss is the probability-weighted estimate of credit losses (i.e. present value of all cash shortfalls) over the expected life of the financial asset. A cash shortfall is the difference between the cash flows that are due in accordance with the contract and the cash flows that the group expects to receive. The expected credit losses consider the amount and timing of payments and hence, a credit loss arises even if the Group expects to receive the payment in full but later than when contractually due. The expected credit loss method requires to assess credit risk, default and timing of collection since initial recognition. This requires recognising allowance for expected credit losses in profit or loss even for receivables that are newly originated or acquired.

Impairment of financial assets is measured as either 12 month expected credit losses or life time expected credit losses, depending on whether there has been a significant increase in credit risk since initial recognition. '12 month expected credit losses' represent the expected credit losses resulting from default events that are possible within 12 months after the reporting date. 'Lifetime expected credit losses' represent the expected credit losses that result from all possible default events over the expected life of the financial asset.

Trade receivables are of a short duration, normally less than 12 months and hence the loss allowance measured as lifetime expected credit losses does not differ from that measured as 12 month expected credit losses. The Group uses the practical expedient in Ind AS 109 for measuring expected credit losses for trade receivables using a provision matrix based on ageing of receivables.

The Group uses historical loss experience and derived loss rates based on the past twelve months and adjust the historical loss rates to reflect the information about current conditions and reasonable and supportable

forecasts of future economic conditions. The loss rates differ based on the ageing of the amounts that are past due and are generally higher for those with the higher ageing.

Interest income

For all financial instruments measured at amortised cost and interest bearing financial assets, interest income is recognised using the effective interest rate (EIR), which is the rate that discounts the estimated future cash receipts through the expected life of the financial instrument or a shorter period, where appropriate, to the net carrying amount of the financial asset.

When a loan and receivable is impaired, the Group reduces the carrying amount to its recoverable amount, being the estimated future cash flow discounted at the original EIR of the instrument, and continues unwinding the discount as interest income. Interest income on impaired financial asset is recognised using the original EIR.

Dividends

Dividends are recognised as revenue when the right to receive payment is established.

Cash and cash equivalents

Cash and cash equivalents comprise cash on hand and call deposits, and other short-term highly liquid investments that are readily convertible to a known amount of cash and are subject to an insignificant risk of changes in value.

(B) Financial Liabilities

The Group determines the classification of its financial liabilities at initial recognition.

Classification

The Group classifies all financial liabilities as subsequently measured at amortised cost, except for financial liabilities at fair value through profit or loss. Such liabilities, including derivatives that are liabilities, shall be subsequently measured at fair value.

Initial recognition and measurement

Financial liabilities are classified, at initial recognition, as financial liabilities at fair value through profit or loss. Loans and borrowings, payables are subsequently measured at amortised cost where as derivatives are measured at fair value through profit and loss.

All financial liabilities are recognised initially at fair value and, in the case of loans and borrowings and payables, net of directly attributable transaction costs.

The Group's financial liabilities include trade and other payables, loans and borrowings including

Notes to the Consolidated Financial Statements

bank overdrafts, financial guarantee contracts and derivative financial instruments.

Financial liabilities at fair value through profit and loss

Financial liabilities at fair value through profit and loss include financial liabilities to hedge risks which are not designated as hedges. At initial recognition, the Group measures financial liabilities at its fair value. Financial liabilities at fair value through profit and loss are carried in the Balance Sheet at fair value with changes recognised in the Statement of Profit and Loss.

Financial liabilities measured at amortised cost

Financial liabilities are initially recognised at fair value, net of transaction cost incurred and are subsequently measured at amortised cost, using the EIR method. Any difference between the proceeds net of transaction costs and the amount due on settlement or redemption of borrowings is recognised over the term of the borrowing.

The effective interest method is a method of calculating the amortised cost of a debt instrument and of allocating interest charge over the relevant effective interest rate period. The effective interest rate is the rate that exactly discounts estimated future cash outflow (including all fees and points paid or received that form an integral part of the effective interest rate, transaction costs and other premiums or discounts) through the expected life of the debt instrument, or, where appropriate, a shorter period, to the net carrying amount on initial recognition.

Derecognition of financial liabilities

A financial liability is derecognised when the obligation under the liability is discharged or cancelled or expires. When an existing financial liability is replaced by another from the same lender on substantially different terms, or the terms of an existing liability are substantially modified, such an exchange or modification is treated as a derecognition of the original liability and the recognition of a new liability, and the difference in the respective carrying amounts is recognised in the Statement of Profit and Loss.

(C) Offsetting financial instruments

Financial assets and liabilities are offset and the net amount reported in the Consolidated Balance Sheet when there is a legally enforceable right to offset the recognised amounts and there is an intention to settle on a net basis or realise the asset and settle the liability simultaneously. The legally enforceable right must not be contingent on future events and must be enforceable in the normal course of business and in the event of default, insolvency or bankruptcy of the Group or the counter party.

(D) Derivative financial instruments

The Group's activities expose it to the financial risks of changes in foreign exchange rates and interest rates. The use of financial derivatives is governed by the Group's policies approved by the Board of Directors, which provide written principles on the use of financial derivatives consistent with the Group's risk management strategy. Changes in values of all derivatives of a financing nature are included within financing costs if the same is considered as adjustment to borrowing cost in the Statement of Profit and Loss whereas other foreign exchange fluctuation is disclosed under other expenses. The Group does not use derivative financial instruments for speculative purposes.

Derivative financial instruments are initially measured at fair value on the contract date and are subsequently remeasured to fair value at each reporting date.

(E) Equity investments

All equity investments in scope of Ind AS 109 are measured at fair value. For equity instruments, the Group may make an irrevocable election to present in other comprehensive income subsequent changes in the fair value. The classification is made on initial recognition and is irrevocable.

If the Group decides to classify an equity instrument as at FVTOCI, then all fair value changes on the instrument, excluding dividends, are recognized in the OCI. There is no recycling of the amounts from OCI to P&L, even on sale of investment. However, the group may transfer the cumulative gain or loss within equity.

Equity instruments included within the FVTPL category are measured at fair value with all changes recognized in the P&L.

3.11 Foreign currencies

(a) Functional and presentation currency

The consolidated financial statements are presented in Indian Rupees, which is the Group's functional and presentation currency. Each entity in the Group determines its own functional currency (the currency of the primary economic environment in which the entity operates) and items included in the financial statements of each entity are measured using that functional currency.

(b) Transactions and balances

Transactions in foreign currencies are initially recorded at the exchange rate prevailing at the date of the transaction. Monetary assets and liabilities denominated in foreign currencies are retranslated into the respective functional currency of the entity at the rates prevailing on the reporting date.

Notes to the Consolidated Financial Statements

Foreign exchange gains and losses resulting from the settlement of such transactions and from the translation at reporting date exchange rates of monetary assets and liabilities denominated in foreign currencies are recognised in the Statement of Profit and Loss.

Foreign exchange gains and losses that relate to borrowings and cash and cash equivalents are presented in the Statement of Profit and Loss within 'Finance costs'. All other foreign exchange gains and losses are presented in the Statement of Profit and Loss within 'Other operating expenses'.

3.12 Cash and cash equivalents

Cash and cash equivalent in the balance sheet comprise cash at banks and on hand and short-term deposits with an original maturity of three months or less, which are subject to an insignificant risk of changes in value. For the purpose of the statement of cash flows, cash and cash equivalents consist of cash and short-term deposits, as defined above.

3.13 Segment accounting:

The Chief Operational Decision Maker monitors the operating results of its business Segments separately for the purpose of making decisions about resource allocation and performance assessment. Segment performance is evaluated based on profit or loss and is measured consistently with profit or loss in the financial statements.

The Operating segments have been identified on the basis of the nature of products/services.

The accounting policies adopted for segment reporting are in line with the accounting policies of the Group. Segment revenue, segment expenses, segment assets and segment liabilities have been identified to segments on the basis of their relationship to the operating activities of the segment. Inter Segment revenue is accounted on the basis of transactions which are primarily determined based on market/fair value factors. Revenue, expenses, assets and liabilities which relate to the Group as a whole and are not allocated to segments on a reasonable basis have been included under "unallocated revenue / expenses / assets / liabilities".

The Group has identified two reportable business segments i.e. Fertilizer products and Industrial products. The Group operates mainly in Indian market and there are no reportable geographical segments.

3.14 Provisions, Contingent liabilities, Contingent assets and Commitments: General

Provisions are recognised when the Group has a present obligation (legal or constructive) as a result of a past event, it is probable that an outflow of resources embodying economic benefits will be required to settle the obligation and a reliable estimate can be made of the amount of the obligation. When the Group expects some or all of a provision to be reimbursed, for example, under an insurance contract, the reimbursement is recognised

as a separate asset, but only when the reimbursement is virtually certain. The expense relating to a provision is presented in the statement of profit and loss net of any reimbursement.

If the effect of the time value of money is material, provisions are discounted using a current pre-tax rate that reflects, when appropriate, the risks specific to the liability. When discounting is used, the increase in the provision due to the passage of time is recognised as a finance cost.

Contingent liability is disclosed in the case of:

A present obligation arising from the past events, when it is not probable that an outflow of resources will be required to settle the obligation;

A present obligation arising from the past events, when no reliable estimate is possible;

A possible obligation arising from the past events, unless the probability of outflow of resources is remote.

Commitments include the amount of purchase order (net of advances) issued to parties for completion of assets.

Provisions, contingent liabilities, contingent assets and commitments are reviewed at each balance sheet date.

3.15 Earnings per share

Basic earnings per share are calculated by dividing the net profit for the period attributable to equity shareholders (Net of Non-Controlling Interest) by the weighted average number of equity shares outstanding during the period. Earnings considered in ascertaining the Group's earnings per share is the net profit for the period after deducting preference dividends and any attributable tax thereto for the period. The weighted average number of equity shares outstanding during the period and for all periods presented is adjusted for events, such as bonus shares, other than the conversion of potential equity shares that have changed the number of equity shares outstanding, without a corresponding change in resources.

For the purpose of calculating diluted earnings per share, the profit or loss for the period attributable to equity shareholders and the weighted average number of shares outstanding during the period is adjusted for the effects of all dilutive potential equity shares.

3.16 Cash flow statement

Cash flow are reported using the indirect method, whereby net profit before tax is adjusted for the effects of transactions of a non-cash nature, any deferrals of accruals of past or future operating cash receipts or payments and item of income or expenses associated with investing or financing cash flows. The cash flows from operating, investing and finance activities of the Group are segregated.

4. Critical and significant accounting judgements, estimates and assumptions

4.1 Critical estimates and judgements

The following are the critical judgements, apart from those involving estimations that the management have made in

Notes to the Consolidated Financial Statements

the process of applying the Group's accounting policies and that have the most significant effect on the amounts recognized in the financial statements. Actual results may differ from these estimates. These estimates and underlying assumptions are reviewed on an ongoing basis. Revisions to the accounting estimates in the period in which the estimate is revised if the revision affects only that period, or in the period of the revision and future periods if the revision affects both current and future periods.

Useful lives of property, plant and equipment and intangible assets:

Management reviews the useful lives of depreciable assets at each reporting. As at March 31, 2022 management assessed that the useful lives represent the expected utility of the assets to the Group. Further, there is no significant change in the useful lives as compared to previous year.

Allowance for expected credit losses:

Note 41 describes the use of practical expedient by computing the expected credit loss allowance for trade receivables other than subsidy receivables based on provision matrix. The expected credit allowance is based on the aging of the days receivables are due and the rates derived based on past history of defaults in the provision matrix. As regards subsidy receivables, the Group does not believe that there is any credit risk as dues are receivable from the Government and hence no allowance for expected credit loss is made.

Dismantling cost of property, plant and equipment:

Note 22 describes assets retirement obligation on estimate basis for property, plant and equipment. The management estimates dismantling cost considering size of the asset and its useful life in line with industry practices.

Stores and spares inventories:

The Group's manufacturing process is continuous and highly mechanical with wide range of different types of plant and machineries. The Group keeps stores and spares as standby to continue the operations without any disruption. Considering wide range of stores and spares and long lead time for procurement of it and based on criticality of spares, the Group believes that net realizable value would be more than cost.

Fair value of investments:

The Group has invested in the equity instruments of various companies. However, the percentage of shareholding of the Group in some of such investee companies is low and hence, it has not been provided with future projections including projected profit and loss account by those investee companies. Hence, the valuation exercise carried out by the Group with the help of an independent valuer has estimated the fair value at each reporting period based on available historical annual reports and other information in the public domain. In case of other companies, where there are no comparable companies' valuations available (also includes start-up

companies) and no further information available for future projections, capacity utilisation, commencement of operations, etc., the method of valuation followed is cost approach. The Group evaluates the aforesaid position at each period end.

Income taxes:

Significant judgements are involved in determining the provision for income taxes, including amount expected to be paid/recovered for uncertain tax positions.

4.2. Significant accounting judgements, estimates and assumptions

The preparation of the Group's financial statements requires management to make judgements, estimates and assumptions that affect the reported amounts of revenues, expenses, assets and liabilities, and the accompanying disclosures, and the disclosure of contingent liabilities. Uncertainty about these assumptions and estimates could result in outcomes that require a material adjustment to the carrying amount of assets or liabilities affected in future periods.

Judgements

In the process of applying the group's accounting policies, management has made the following judgements, which have the most significant effect on the amounts recognised in the standalone financial statements:

Determination of lease term & discount rate:

Ind AS 116 leases requires lessee to determine the lease term as the non-cancellable period of a lease adjusted with any option to extend or terminate the lease, if the use of such option is reasonably certain. The Group makes assessment on the expected lease term on lease by lease basis and thereby assesses whether it is reasonably certain that any options to extend or terminate the contract will be exercised. In evaluating the lease term, the Group considers factor such as any significant leasehold improvements undertaken over the lease term, costs relating to the termination of lease and the importance of the underlying to the Group's operations taking into account the location of the underlying asset and availability of the suitable alternatives. The lease term in future period is reassessed to ensure that the lease term reflects the current economic circumstances.

The discount rate is generally based on the incremental borrowing rate specific to the lease being evaluated or for a portfolio of leases with similar characteristics.

Estimates and assumptions

The key assumptions concerning the future and other key sources of estimation uncertainty at the reporting date, that have a significant risk of causing a material adjustment to the carrying amounts of assets and liabilities within the next financial year, are described below. The group based on its assumptions and estimates on parameters available when the financial statements were prepared. Existing circumstances and assumptions about future developments, however, may change due to market changes or circumstances arising that are beyond the

Notes to the Consolidated Financial Statements

control of the Group. Such changes are reflected in the assumptions when they occur.

Impairment of non-financial assets

Impairment exists when the carrying value of an asset or cash generating unit exceeds its recoverable amount, which is the higher of its fair value less costs of disposal and its value in use. The fair value less costs of disposal calculation is based on available data from binding sales transactions, conducted at arm's length, for similar assets or observable market prices less incremental costs for disposing of the asset. The value in use calculation is based on a Discounted Cash Flow model. The cash flows are derived from the budget for the next five years and do not include activities that the group is not yet committed to or significant future investments that will enhance the asset's performance of the Cash Generating Unit being tested. The recoverable amount is sensitive to the discount rate used for the Discounted Cash Flow model as well as the expected future cash-inflows and the growth rate used for extrapolation purposes.

Taxes

Deferred tax assets are recognised for unused tax losses to the extent that it is probable that taxable profit will be available against which the losses can be utilised. Significant management judgement is required to determine the amount of deferred tax assets that can be recognised, based upon the likely timing and the level of future taxable profits together with future tax planning strategies.

Defined benefit plans

The cost of the defined benefit plans viz. gratuity, superannuation for the eligible employees of the group are determined using actuarial valuations. An actuarial valuation involves making various assumptions that may differ from actual developments in the future. These include the determination of the discount rate, future salary increases and mortality rates. Due to the complexities involved in the valuation and its long-term nature, a defined benefit obligation is highly sensitive to changes in these assumptions. All assumptions are reviewed at each reporting date.

The parameter most subject to change is the discount rate. In determining the appropriate discount rate for plans operated in India, the management considers the interest rates of government bonds in currencies consistent with the currencies of the post-employment benefit obligation.

The mortality rate is based on publicly available mortality tables. Those mortality tables tend to change only at interval in response to demographic changes. Future salary increases and gratuity increases are based on expected future inflation rate.

Further details about gratuity obligations are given in Note 37.

Provision and contingent liability

On an ongoing basis, Group reviews pending cases, claims by third parties and other contingencies. For contingent losses that are considered probable, an estimated loss is recorded as an accrual in financial statements. Loss Contingencies that are considered possible are not provided for but disclosed as Contingent liabilities in the financial statements. Contingencies the likelihood of which is remote are not disclosed in the financial statements. Gain contingencies are not recognized until the contingency has been resolved and amounts are received or receivable.

Recent Accounting Pronouncements

MCA notifies Companies (Indian Accounting Standards) Amendment Rules, 2022 vide Notification No. G.S.R 255(E) Dated: 23rd March, 2022 and further amended Companies (Indian Accounting Standards) Rules, 2015, which shall come into force with effect from 1st day of April, 2022.

Amendments to existing Ind AS:

The MCA has carried amendments to the following existing standards which will be effective from 1st April, 2022. The Group is not expecting any significant impact in the financial statements from these amendments. The quantitative impacts would be finalized based on a detailed assessment which has been initiated to identify the key impacts along with evaluation of appropriate transition options.

1. Ind AS 101 – First-time Adoption of Indian Accounting Standards
2. Ind AS 103 – Business Combinations
3. Ind AS 109 – Financial Instruments
4. Ind As 16 - Property, Plant and Equipment
5. Ind AS 37 – Provisions, Contingent Liabilities and Contingent Assets
6. Ind As 41- Agriculture

Notes to the Consolidated Financial Statements

5. (i) Property, Plant and Equipment

(₹ in lakhs)

PARTICULARS	GROSS BLOCK				ACCUMULATED DEPRECIATION				NET BLOCK	
	As at 01-Apr-21	Additions	Deductions/ Adjustments	As at 31-Mar-22	As at 01-Apr-21	Charge for the year	Deductions/ Adjustments	As at 31-Mar-22	Balance As at 31-Mar-22	Balance As at 31-Mar-21
Freehold land	3,242.26	374.33	-	3,616.59	-	-	-	-	3,616.59	3,242.26
Leasehold land	2,597.99	-	-	2,597.99	179.41	119.92	-	299.33	2,298.66	2,418.58
Buildings	21,159.06	205.68	-	21,364.74	3,579.13	699.79	-	4,278.92	17,085.82	17,579.93
Bridge, culverts, bunders, etc.	0.18	-	-	0.18	0.11	0.02	-	0.13	0.05	0.07
Roads	441.55	-	-	441.55	108.77	34.81	-	143.58	297.97	332.78
Plant and machinery	3,05,679.11	4,074.57	6,865.22	3,02,888.46	63,205.98	14911.90	6498.97	71,618.91	2,31,269.55	2,42,473.13
Furniture and fittings	1,207.37	74.20	4.16	1,277.41	260.03	133.53	3.69	389.87	887.54	947.34
Motor Vehicles	264.75	81.05	18.71	327.09	170.25	18.81	16.90	172.16	154.93	94.50
Railway sidings	2,208.14	-	-	2,208.14	681.22	121.60	-	802.82	1,405.32	1,526.92
Office equipment	1,098.85	276.11	17.94	1,357.02	633.89	157.37	16.98	774.28	582.74	464.96
Computers and Data Processing units	860.37	97.06	61.19	896.24	376.07	135.98	57.88	454.17	442.07	484.30
Laboratory equipment	1,596.45	99.53	16.38	1,679.60	514.82	162.83	13.13	664.52	1,015.08	1,081.63
Electrical Installation and Equipment	13,110.17	329.11	60.27	13,379.01	3,634.12	1252.83	57.26	4,829.69	8,549.32	9,476.05
Library books	16.96	-	-	16.96	10.57	1.25	-	11.82	5.14	6.39
TOTAL	3,53,483.21	5,611.64	7,043.87	3,52,050.98	73,354.37	17,750.64	6,664.81	84,440.20	2,67,610.78	2,80,128.84
Capital work in progress									15,787.86	11,726.86

PARTICULARS	GROSS BLOCK				ACCUMULATED DEPRECIATION				NET BLOCK	
	As at 01-Apr-20	Additions	Deductions/ Adjustments	As at 31-Mar-21	As at 01-Apr-20	Charge for the year	Deductions/ Adjustments	As at 31-Mar-21	Balance As at 31-Mar-21	Balance As at 31-Mar-20
Freehold land	3,242.89	-	0.63	3,242.26	-	-	-	-	3,242.26	3,242.89
Leasehold land	1,640.56	957.43	-	2,597.99	59.83	119.58	-	179.41	2,418.58	1,580.73
Buildings	20,334.10	844.35	19.39	21,159.06	2,885.34	708.95	15.16	3,579.13	17,579.93	17,448.76
Bridge, culverts, bunders, etc.	0.18	-	-	0.18	0.09	0.02	-	0.11	0.07	0.09
Roads	415.45	26.10	-	441.55	75.58	33.19	-	108.77	332.78	339.87
Plant and machinery	3,01,483.07	5,206.43	1,010.39	3,05,679.11	49,449.30	14,689.45	932.77	63,205.98	2,42,473.13	2,52,033.77
Furniture and fittings	1,015.13	208.82	16.58	1,207.37	150.89	124.71	15.57	260.03	947.34	864.24
Motor Vehicles	260.01	5.06	0.32	264.75	154.01	16.54	0.30	170.25	94.50	106.00
Railway sidings	2,208.14	-	-	2,208.14	559.62	121.60	-	681.22	1,526.92	1,648.52
Office equipment	901.60	219.08	21.83	1,098.85	538.18	116.44	20.73	633.89	464.96	363.42
Computers and Data Processing units	628.99	248.92	17.54	860.37	252.41	140.32	16.66	376.07	484.30	376.58
Laboratory equipment	1,591.56	29.12	24.23	1,596.45	375.75	159.17	20.10	514.82	1,081.63	1,215.81
Electrical Installation and Equipment	13,071.41	142.25	103.49	13,110.17	2,498.73	1,233.70	98.31	3,634.12	9,476.05	10,572.68
Library books	16.96	-	-	16.96	9.18	1.39	-	10.57	6.39	7.78
TOTAL	3,46,810.05	7,887.56	1,214.40	3,53,483.21	57,008.91	17,465.06	1,119.60	73,354.37	2,80,128.84	2,89,801.14
Capital work in progress									11,726.86	10,705.50

5. (ii) Right of Use Assets

(₹ in lakhs)

PARTICULARS	GROSS BLOCK				ACCUMULATED DEPRECIATION				NET BLOCK	
	As at 01-Apr-21	Additions	Deductions/ Adjustments	As at 31-Mar-22	As at 01-Apr-21	Charge for the year	Deductions/ Adjustments	As at 31-Mar-22	Balance As at 31-Mar-22	Balance As at 31-Mar-21
Leasehold Building	395.75	212.21	61.88	546.08	235.28	92.71	48.72	279.27	266.81	160.47
TOTAL	395.75	212.21	61.88	546.08	235.28	92.71	48.72	279.27	266.81	160.47

Notes to the Consolidated Financial Statements

(₹ in lakhs)

PARTICULARS	GROSS BLOCK				ACCUMULATED DEPRECIATION				NET BLOCK	
	As at 01-Apr-20	Additions	Deductions/ Adjustments	As at 31-Mar-21	As at 01-Apr-20	Charge for the year	Deductions/ Adjustments	As at 31-Mar-21	Balance As at 31-Mar-21	Balance As at 31-Mar-20
Leasehold Building	373.25	93.20	70.70	395.75	142.79	142.21	49.72	235.28	160.47	230.46
TOTAL	373.25	93.20	70.70	395.75	142.79	142.21	49.72	235.28	160.47	230.46

5. (iii) Capital Work In Progress Ageing Schedule

(₹ in lakhs)

PARTICULARS	AMOUNT AS ON 31.03.2022 IN CWIP FOR THE PERIOD OF					AMOUNT AS ON 31.03.2021 IN CWIP FOR THE PERIOD OF				
	Less than 1 year	1-2 Years	2-3 Years	More Than 3 Years	Total	Less than 1 year	1-2 Years	2-3 Years	More Than 3 Years	Total
Projects in Progress	8,474.69	932.74	1,883.17	784.50	12,075.10	4,970.40	2,159.17	626.81	257.71	8,014.09
Projects temporarily suspended *	-	-	-	3,712.76	3,712.76	-	-	20.40	3,692.36	3,712.76
TOTAL	8,474.69	932.74	1,883.17	4,497.26	15,787.86	4,970.40	2,159.17	647.21	3,950.08	11,726.86

* Projects temporarily suspended mainly consist of "DAP - 'D' Train Project, which is temporarily suspended as the contractor was unable to get the project executed in line with the contract terms. Pending outcome of the legal suit filed by the group, adjustment of Balance sheet items against the project cost is pending as on date.

6. Intangible assets

(₹ in lakhs)

PARTICULARS	GROSS BLOCK				ACCUMULATED DEPRECIATION				NET BLOCK	
	As at 01-Apr-21	Additions	Deductions/ Adjustments	As at 31-Mar-22	As at 01-Apr-21	Charge for the year	Deductions/ Adjustments	As at 31-Mar-22	Balance As at 31-Mar-22	Balance As at 31-Mar-21
Computer software	1,427.98	-	3.76	1,424.22	1,270.23	36.32	1.85	1,304.70	119.52	157.75
TOTAL	1,427.98	-	3.76	1,424.22	1,270.23	36.32	1.85	1,304.70	119.52	157.75

PARTICULARS	GROSS BLOCK				ACCUMULATED DEPRECIATION				NET BLOCK	
	As at 01-Apr-20	Additions	Deductions/ Adjustments	As at 31-Mar-21	As at 01-Apr-20	Charge for the year	Deductions/ Adjustments	As at 31-Mar-21	Balance As at 31-Mar-21	Balance As at 31-Mar-20
Computer software	1,316.14	111.84	-	1,427.98	1,157.94	112.29	-	1,270.23	157.75	158.20
TOTAL	1,316.14	111.84	-	1,427.98	1,157.94	112.29	-	1,270.23	157.75	158.20

Notes

- 1 The Group has commissioned (24 x 2 MTPD) Nylon 6 Compounding plant at a cost of ₹ 3176.08 Lakhs during FY 2021-22.
- 2 Asset acquisition includes R&D assets of ₹ 25.23 lakhs (previous year ₹ 61.36 lakhs).
- 3 The Group has leased a portion of its land to Bank of Baroda for bank premises at Fertilizernagar and Sikka and Gas Authority of India Ltd. (GAIL) for establishment of CNG pumping station.
- 4 The Group has acquired land through Government and also through direct negotiations. The entire land is in possession of the Company. In respect of other portion of land acquired through direct negotiations, compensation has been paid at the negotiated price. The Group also holds possession of a portion of land for which no amount has been paid in absence of receipt of awards.
- 5 The Group established Sikka Jetty at its own cost, which is in operation since 1987. After due discussion with Gujarat Maritime Board (GMB), a consensus was arrived at establishing ownership of jetty with the Company. Thereafter, in terms of resolution passed by GMB, the ownership of the jetty at Sikka was transferred to the Group. However, during 1994, GMB has reversed its earlier decision not supported by resolution and contended that the ownership of the jetty rests with GMB. The Group has made representation to the appropriate authority with regards to the ownership of the jetty with the Group. The matter of deciding the status of Jetty was under examination at GMB & Government of Gujarat levels since long back. Various meetings were also held and after due diligence on the matter, it is decided by the Board of GMB supported by a resolution to assign the status of Captive Jetty to sikka jetty and the Group has to sign Captive Jetty Agreement with GMB. The matter is under discussion with GMB authorities. At present the Group is in possession of the Jetty and continues to be the owner of the Jetty pending signing of the Agreement.

Notes to the Consolidated Financial Statements

7. Non-current investments

(₹ in lakhs)

Particulars	As at 31-03-2022	As at 31-03-2021
Investments in equity shares of Associates measured under equity method		
14,302 shares of Vadodara Enviro Channel Ltd. - ₹ 10 each*	44.02	147.94
12,50,000 shares of Gujarat Green Revolution Company Ltd. - ₹ 10 each	9,268.19	8,589.46
1,63,34,558 Shares of Karnalyte Resources Inc - Canadian Dollar (CAD)	1,982.46	2,397.10
Less : Provision for Impairment (Note - f)	1,418.10	1,418.10
	9,876.57	9,716.41
Unquoted equity shares of other companies measured at fair value through OCI		
22,50,000 Shares of Indian Potash Limited - ₹ 10 each	49,162.50	17,857.35
12,26,31,575 Shares of Gujarat Chemical Port Terminal Co. Ltd. - ₹ 1 each	38,015.79	25,740.37
1 Share of Gujarat State Electricity Corporation Ltd – ₹ 10 each (Note - b)	-	-
2,35,00,000 Shares of Gujarat State Petroleum Corporation Limited – ₹ 1 each	2,627.30	2,319.45
41,79,848 Shares of Tunisian Indian Fertilizers (TIFERT s.a.) - TND 10 each (Note - c)	-	-
60,000 Shares of Gujarat Venture Finance Limited – ₹ 10 each	165.60	115.27
50,000 Shares of Biotech Consortium India Limited – ₹ 10 each	20.00	21.07
1,15,000 Shares of Gujarat Data Electronics Limited - ₹ 10 each	-	-
	89,991.19	46,053.51
Quoted equity shares of other companies measured at fair value through OCI		
3,07,79,167 Shares of Gujarat Narmada Valley Fertilizers Co. Ltd. - ₹ 10 each	2,59,914.68	92,399.06
2,23,62,784 Shares of Gujarat Industries Power Company Ltd. - ₹ 10 each	16,425.46	16,939.81
16,55,040 Shares of Gujarat Alkalies & Chemicals Ltd. - ₹ 10 each	14,838.26	5,706.58
4,69,14,475 Shares of Gujarat Gas Ltd. - ₹ 2 each	2,36,097.10	2,57,771.58
9,35,600 Shares of Gujarat State Financial Corporation - ₹ 10 each	-	-
11,36,000 Shares of Bandhan Bank Limited - ₹ 10 each	3,492.06	3,849.90
5,49,440 Shares of Industrial Development Bank of India - ₹ 10 each	235.16	211.81
5,79,000 Shares of Mangalore Chemicals & Fertilizers Ltd. - ₹ 10 each	500.84	418.04
	5,31,503.56	3,77,296.78
Total FVTOCI Investments	6,21,494.75	4,23,350.29
Other equity investments		
Tunisian Indian Fertilizers (TIFERT) (Note - e)	-	-
TOTAL INVESTMENTS	6,31,371.32	4,33,066.70
Aggregate book value of Quoted Investments	5,31,503.56	3,77,296.78
Aggregate market value of Quoted Investments	5,31,503.56	3,77,296.78
Aggregate carrying value of Unquoted Investments	99,867.76	55,769.92
Category-wise other investments-as per Ind AS 109 classification		
Particulars	31-03-2022	31-03-2021
Financial assets carried at fair value through profit or loss (FVTPL)	-	-
Financial assets carried at amortised cost	9,876.57	9,716.41
Financial assets measured at FVTOCI	6,21,494.75	4,23,350.29
TOTAL INVESTMENTS	6,31,371.32	4,33,066.70

Notes to the Consolidated Financial Statements

Notes:

* Less than a Thousand

- There is no change in the no of shares compare to previous year, except where specifically mentioned above under each case.
- As per Notification of Govt of Gujarat, Bhavnagar Energy Company Ltd.(BECL) is Merged with Gujarat State Electricity Corpo. Ltd.(GSECL) As per the Merger scheme, the company has received 1 No of share of GSECL in exchange of 7,12,20,000 No of shares of BECL. The Fair Value of said investment is ₹ Nil as on 31st March 2022 & 31st March 2021.
- The equity shares held by the Group in Tunisian Indian Fertilizers S.A., Tunisia (TIFERT) have been pledged to secure the obligations of TIFERT to their lenders.
- Investments at fair value through OCI (fully paid) reflect investment in quoted and unquoted equity securities. Refer note 41 for determination of their fair values.
- The group has provided a loan of USD 2.50 Mn to TIFERT for procurement of critical spares and equipments. Provided loan carries an interest of daily average LIBOR plus a margin of 225 basis points. It was provided with a condition of compulsory conversion in equity shares of TIFERT after 3 years from the date of agreement however the term of loan has been extended for further 2 years by Sponsors on request of TIFERT. Hence, Principal amount of the loan along with unpaid interest will be converted into equity shares of TIFERT at face value after 5 years from the date of agreement and accordingly the same has been classified as Investment, as in substance the nature is of the investment. The Fair Value of said loan is ₹ Nil as on 31st March 2022 & 31st March 2021.
- Impairment Loss of ₹ NIL (PY ₹ 548.07 Lakhs) was recognised in the carrying value of investment in Karnalyte Resources Ltd under the head "Other Expenses" in Profit and Loss Account. As share valuation has been carried out considering the Replacement cost method, Investment is categorised at Level 3 of the fair value hierarchy.

8. Other non-current financial assets

(₹ in lakhs)

Particulars	As at 31st March, 2022	As at 31st March, 2021
Unsecured, considered good		
Other deposits*	2,828.46	2,941.57
Unsecured, considered doubtful		
Deposits with companies & others	102.70	102.70
Less: Allowance for doubtful deposits	(102.70)	(102.70)
TOTAL	2,828.46	2,941.57

9. Other non current assets

(₹ in lakhs)

Particulars	As at 31st March, 2022	As at 31st March, 2021
Capital Advances*	31,248.21	30,557.26
Others	24.85	24.85
TOTAL	31,273.06	30,582.11

*Capital advance as on 31st March, 2022 includes ₹ 27,968.04 lakhs (₹ 28,281.51 lakhs as at 31st March, 2021) advance for leasehold land pending execution of lease deed towards plot in Dahej.

Notes to the Consolidated Financial Statements

10. Inventories

(₹ in lakhs)

Particulars	As at 31st March, 2022	As at 31st March, 2021
Raw materials	31,888.98	22,704.53
Raw materials in Transit	12,027.83	-
Work-in-Process	2,546.96	1,462.88
Finished goods	59,284.23	43,919.04
Stock in trade	11,040.48	10,170.86
Stores and spares (including packing material)	22,365.35	21,400.06
TOTAL	1,39,153.83	99,657.37

11. Trade receivables

(₹ in lakhs)

Particulars	As at 31st March, 2022	As at 31st March, 2021
Secured, considered good	575.59	781.32
Unsecured, considered good	36,327.08	46,493.46
Less: Allowance for expected credit loss	(308.61)	(441.21)
Unsecured, considered good	36,018.47	46,052.25
Unsecured, credit impaired	6,361.96	6,247.07
Less: Allowance for doubtful debts	(6,361.96)	(6,247.07)
Unsecured, credit impaired	-	-
Total Trade Receivables	36,594.06	46,833.57

- (i) The average credit period on sale of goods is 30 to 90 days. No interest is charged on trade receivables up to the expiry of the credit period. Thereafter, interest is charged at 12% per annum on the outstanding balance.
- (ii) The group has four customers (JCT Ltd, SRF Ltd, MIT Ltd & GSCMFL) which represents more than 5% of the total balance of trade receivables.
- (iii) The Group has used a practical expedient by computing the expected credit loss allowance for trade receivables based on a provision matrix. The provision matrix takes into account historical credit loss experience and adjusted for forward looking information. The expected credit loss allowance is based on the ageing of the days the receivables are due and the rates as given in the provision matrix. Refer note 41 for the provision matrix at the end of the reporting period, ageing of receivable and movement in the expected credit loss allowance.
- (iv) The concentration of credit risk is limited due to the fact that the customer base is large and unrelated. Refer note 41 for the credit risk management by the Group.
- (v) The above balances include trade receivables from related parties ₹ 340.35 Lakhs (₹ 1,596.41 Lakhs as on 31 March 2021) Refer note 39.

(vi) Trade receivable ageing schedule:

Particulars	Outstanding as on 31st March 2022 for following periods from due date of payment						Outstanding as on 31st March 2021 for following periods from due date of payment							
	Not due	Less than 6 months	6 months-1 Years	1-2 Years	2-3 Years	More than 3 Years	Total	Not due	Less than 6 months	6 months-1 Years	1-2 Years	2-3 Years	More than 3 Years	Total
Undisputed Trade Receivable-Considered good	30,543.95	5,823.88	119.02	0.53	87.29	328.00	36,902.67	40,336.13	6,290.43	41.47	182.12	146.56	278.06	47,274.78
Undisputed trade receivable-Significant increase in credit risk	-	-	-	-	-	-	-	-	-	-	-	-	-	-
Undisputed Trade Receivable-Credit Impaired	-	-	-	-	-	-	-	-	-	-	-	-	-	-
Disputed Trade Receivable-Considered good	-	-	-	-	-	-	-	-	-	-	-	-	-	-
Disputed trade receivable-Significant increase in credit risk	-	-	-	-	-	-	-	-	-	-	-	-	-	-
Disputed Trade Receivable-Credit Impaired	-	-	-	-	22.38	6,339.58	6,361.96	-	-	0.44	-	1.26	6,245.37	6,247.07
Less: Credit Impaired (Allowance for Doubtful Debt)	30,543.95	5,823.88	119.02	0.53	109.67	6,667.59	43,284.63	40,336.13	6,290.43	41.92	182.12	147.82	6,523.43	53,521.85
Total Receivables	-	-	-	-	-	-	6,670.57	-	-	-	-	-	-	6,688.28
	30,543.95	5,823.88	119.02	0.53	109.67	6,667.59	36,594.06	40,336.13	6,290.43	41.92	182.12	147.82	6,523.43	46,833.57

Notes to the Consolidated Financial Statements

12. Government subsidies receivable

(₹ in lakhs)

Particulars	As at 31st March, 2022	As at 31st March, 2021
Subsidy from Government of India under New Urea Policy/Nutrient Based Subsidy Scheme		
Subsidy Receivable from Government	68,044.93	51,360.22
Less: Allowance for doubtful debts	458.29	458.29
TOTAL	67,586.64	50,901.93

13. Cash and cash equivalents

(₹ in lakhs)

Particulars	As at 31st March, 2022	As at 31st March, 2021
Cash and cash equivalents		
Cash on hand	47.22	43.36
Balances with banks		
In current accounts	2,941.43	6,735.84
Debit balance in Cash Credit Account	1,588.36	-
Deposit with original maturity of less than three months	590.48	2,819.75
Liquid Deposits with Financial Institutions	27,581.13	13,900.00
	32,748.62	23,498.95

14. Other bank balances

(₹ in lakhs)

Particulars	As at 31st March, 2022	As at 31st March, 2021
In Unclaimed dividend account-restricted	480.07	498.25
In Deposit accounts (original maturity more than three months)	383.13	783.45
TOTAL	863.20	1,281.70

If the dividend has not been claimed within 30 days from the date of its declaration, the Group is required to transfer the total amount of the dividend which remains unpaid or unclaimed, to a special account to be opened by the Group in a scheduled bank to be called "Unpaid Dividend Account". The unclaimed dividend lying in such account is required to be transferred to the Investor Education and Protection Fund (IEPF), administered by the Central Government after a period of seven years from the date of declaration. Group has transferred Unclaimed Dividend upto FY 2013 – 2014 to IEPF upto March 31, 2022.

15. Loans

(₹ in lakhs)

Particulars	As at 31st March, 2022	As at 31st March, 2021
Secured, considered good		
Loans to employees*	22,542.24	20,449.69
Unsecured, considered good		
Advances to employees	40.04	54.07
Other loans to employees	556.73	580.66
Others	17.93	40.98
	23,156.94	21,125.40

Notes:

* The loans are secured by mortgage of the underlying assets and are repayable on demand.

Loans and receivables are non-derivative financial assets which generate a fixed or variable interest income for the Group. The carrying value may be affected by changes in the credit risk of the counter parties. These financial assets are carried at amortised cost.

Notes to the Consolidated Financial Statements

16. Other current financial assets

(₹ in lakhs)

Particulars	As at 31st March, 2022	As at 31st March, 2021
Financial assets at amortised cost		
Deposits with Financial Institutions and Banks	1,31,680.00	85,800.00
Interest accrued	2,380.35	305.47
Others	238.92	1,078.99
TOTAL	1,34,299.27	87,184.46

17. Other Current Assets

(₹ in lakhs)

Particulars	As at 31st March, 2022	As at 31st March, 2021
Unsecured, considered good		
Balances with govt. agencies	6,041.73	6,186.79
Advances to suppliers*	16,033.93	11,706.37
Prepaid expenses	443.95	933.33
Prepayment for Lease hold lands	297.53	281.60
Other Receivables	2.32	-
TOTAL	22,819.46	19,108.09

* includes advances to related parties ₹ 3805.83 lakhs (₹ 5474.21 lakhs as at 31st March, 2021).

18. Assets held for sale

(₹ in lakhs)

Particulars	As at 31st March, 2022	As at 31st March, 2021
Assets classified as held for sale*	0.25	478.98
TOTAL	0.25	478.98

* Expected net realizable value is higher than carrying amount.

- The Group disposed off plant and machinery having carrying value of ₹ 75 Lakhs and New Delhi Residential Property amounting to ₹ 403.72 Lakhs during the year.

Notes to the Consolidated Financial Statements

19. Share Capital

(₹ in lakhs)

Particulars	As at 31st March 2022		As at 31st March 2021	
	Number of shares Refer Note (a) below	Amount	Number of shares Refer Note (a) below	Amount
Authorised				
Equity Shares of ₹ 2/- each	1,00,00,00,000	20,000.00	1,00,00,00,000	20,000.00
Redeemable Cumulative Preference Shares of ₹100 each	1,60,00,000	16,000.00	1,60,00,000	16,000.00
		36,000.00		36,000.00
Issued, Subscribed and Paid up:				
Issued				
Equity Shares: Face value of ₹ 2/- each				
Shares outstanding at beginning of the year	39,91,21,850	7,982.44	39,91,21,850	7,982.44
Shares outstanding at year end	39,91,21,850	7,982.44	39,91,21,850	7,982.44
Subscribed				
Equity Shares: Face value of ₹ 2/- each				
Shares outstanding at beginning of the year	39,90,69,685	7,981.39	39,90,69,685	7,981.39
Shares outstanding at year end	39,90,69,685	7,981.39	39,90,69,685	7,981.39
Paid-up				
Equity Shares: Face value of ₹ 2/- each				
Shares outstanding at beginning of the year	39,84,77,530	7,969.55	39,84,77,530	7,969.55
Shares outstanding at year end	39,84,77,530	7,969.55	39,84,77,530	7,969.55
TOTAL	39,84,77,530	7,969.55	39,84,77,530	7,969.55

a) Reconciliation of Shares outstanding at the beginning and the end of the reporting period (₹ in lakhs)

Particulars	As at 31st March 2022		As at 31st March 2021	
	Number of shares	Amount	Number of shares	Amount
Equity Shares				
At the beginning of the year	39,84,77,530	7,969.55	39,84,77,530	7,969.55
Issued / Reduction, if any during the year	-	-	-	-
Outstanding at the end of the year	39,84,77,530	7,969.55	39,84,77,530	7,969.55

b) Rights, preferences and restrictions attached to shares

Equity shares

The Company has one class of equity shares having a par value of ₹ 2 each. Each shareholder is eligible for one vote per share held. The dividend proposed by Board of Directors is subject to approval of shareholders in the ensuing Annual General Meeting. In the event of liquidation, the equity shareholders are eligible to receive the remaining assets of the Company after distribution of all preferential amounts, in proportion to their shareholding.

c) Shareholders holding more than 5% of equity share capital

Particulars	As at 31st March 2022		As at 31st March 2021	
	Number of shares	Percentage of holding	Number of shares	Percentage of holding
Gujarat State Investments Limited	15,07,99,905	37.84	15,07,99,905	37.84
Life Insurance Corporation of India	2,44,67,861	6.14	3,17,78,658	7.98
Fidelity Puritan Trust-Fidelity Low priced stock fund	2,70,50,100	6.79	2,85,00,000	7.15

Notes to the Consolidated Financial Statements

- d) Aggregate number of bonus shares issued, shares issued for consideration other than cash and shares bought back during the period of five years immediately preceding the reporting date: NIL
e) Calls Unpaid: NIL, Forfeited Shares: ₹ 11.84 Lakhs
f) Details of Promoters holding Shares in the company

Particulars	As at 31st March 2022		As at 31st March 2021		% Change during the year
	Number of shares	Percentage of holding	Number of shares	Percentage of holding	
Gujarat State Investments Limited	15,07,99,905	37.84	15,07,99,905	37.84	-

Particulars	As at 31st March 2021		As at 31st March 2020		% Change during the year
	Number of shares	Percentage of holding	Number of shares	Percentage of holding	
Gujarat State Investments Limited	15,07,99,905	37.84	15,07,99,905	37.84	-

20. Other equity

(₹ in lakhs)

Particulars	Reserves & Surplus					Items of OCI Equity Instruments through OCI	Total Equity
	Capital reserve	Security premium	Capital redemption reserve	General reserve	Retained earnings		
Balance as at April 01, 2020	2,456.71	30,524.02	3,335.00	4,84,153.31	27,510.84	1,30,195.36	6,78,175.23
Changes in accounting policy or prior period errors	-	-	-	-	-	-	-
Restated Balance as at 1st April, 2020	-	-	-	-	-	-	-
Profit for the year	-	-	-	-	45,013.03	-	45,013.03
Other comprehensive income for the year net of income tax	-	-	-	-	-	1,98,250.45	1,98,250.45
Other comprehensive income arising from remeasurement of defined benefit obligation net of income tax	-	-	-	-	(606.58)	-	(606.58)
Total comprehensive income for the year	-	-	-	-	44,406.47	1,98,250.45	2,42,656.90
Dividends paid [Note 20]	-	-	-	-	(4,781.72)	-	(4,781.72)
Transfer to General reserve	-	-	-	23,000.00	(23,000.00)	-	-
Balance as at March 31, 2021	2,456.71	30,524.02	3,335.00	5,07,153.31	44,135.56	3,28,445.82	9,16,050.42
Balance as at April 01, 2021	2,456.71	30,524.02	3,335.00	5,07,153.31	44,135.56	3,28,445.82	9,16,050.42
Changes in accounting policy or prior period errors	-	-	-	-	-	-	-
Restated Balance as at 1st April, 2021	-	-	-	-	-	-	-
Profit for the year	-	-	-	-	89,860.43	-	89,860.43
Other comprehensive income for the year net of income tax	-	-	-	-	0.69	1,70,800.99	1,70,801.68
Other comprehensive income arising from remeasurement of defined benefit obligation net of income tax	-	-	-	-	1,307.30	-	1,307.30
Total comprehensive income for the year	-	-	-	-	91,168.42	1,70,800.99	2,61,969.41
Dividends paid [Note 20]	-	-	-	-	(8,766.49)	-	(8,766.49)
Transfer to General reserve	-	-	-	49,000.00	(49,000.00)	-	-
Balance as at March 31, 2022	2,456.71	30,524.02	3,335.00	5,56,153.31	77,537.49	4,99,246.81	11,89,253.34

Distributions made and proposed

(₹ in lakhs)

Particulars	Amount
Cash dividends on equity shares declared and paid:	
Final dividend for the year ended on 31 March 2021: ₹ 2.20 per share (31 March 2020: ₹ 1.20 per share)	8,766.49
Total cash dividends declared and paid	8,766.49
Proposed dividends on Equity shares:	
Final dividend for the year ended on 31 March 2022: ₹ 2.50 per share (31 March 2021: ₹ 2.20 per share)	9,961.94
Total Proposed dividends	9,961.94
Proposed dividends on equity shares are subject to approval at the annual general meeting and are not recognised as a liability	

Notes to the Consolidated Financial Statements

- Capital Reserve:** This reserve has been created from amounts forfeited on shares not fully paid up, scheme of capital subsidy for industries in backwards areas, etc. It is not available for distribution of dividend.
- Securities Premium:** The amount received in excess of face value of the Rights Equity shares issued have been recognised in Share Premium Reserve, etc. It is not available for distribution of dividend.
- Capital Redemption Reserve:** Capital Redemption Reserve has been created against the redemption of preference shares in earlier years. It is not available for distribution of dividend.
- General Reserve:** General Reserve represents a reserve other than capital reserve which is not earmarked for a specific purpose.
- Retained Earnings:** Retained Earnings represents surplus/accumulated earnings of the Company and are available for distribution to shareholders.
- Other comprehensive income (OCI):** OCI comprises items of income and expenses (including reclassification adjustments) that are not recognised in profit or loss as required or permitted by Indian Accounting Standards. The components of OCI include: re-measurements of defined benefit plans, gains and losses arising from investment in equity instruments.

21. Long term provisions

(₹ in lakhs)

Particulars	As at 31st March, 2022	As at 31st March, 2021
Provision for employee benefits		
Provision for Gratuity (Refer Note 37)	4,211.51	11,094.13
Provision for Pension (Refer Note 37)	4,066.45	23,724.18
Provision for Compensated absences	21,708.42	22,922.86
Provision for Post Retirement Medical Benefit Scheme (PRMBS) (Refer Note 37)	4,968.49	5,218.68
Other Provisions		
Provision for Asset Retirement Obligation	2,381.49	2,200.03
TOTAL	37,336.36	65,159.88

Movement in provision for Asset Retirement Obligation:

Particulars	As at 31st March, 2022	As at 31st March, 2021
Balance at Beginning of Year	2,200.03	2,032.64
Additional provision recognised	181.46	167.39
Balance at Closing of Year	2,381.49	2,200.03

22. Financial Liabilities- borrowings

(₹ in lakhs)

Particulars	As at 31st March, 2022	As at 31st March, 2021
Secured		
Loans repayable on demand		
From Banks		
Cash credit account *	-	3,500.97
Unsecured		
Loans repayable on demand		
Short term working capital demand loan/over drafts from banks	282.27	-
TOTAL	282.27	3,500.97

* The Cash credit facility from consortium of banks is secured by hypothecation of stock of raw materials, finished products, packing materials, general stores, spares, book debts etc. of the Company.

Interest rate details for short term borrowings:

- Cash credit accounts carrier interest rates ranging from 6.75% to 8.00% p.a.
- Working capital demand loan carries interest rate ranging from 4.50% to 7.15% p.a.

Notes to the Consolidated Financial Statements

23.

A Income tax asset (net)

(₹ in lakhs)

Particulars	As at 31st March, 2022	As at 31st March, 2021
Advance payment of Income Tax (net)	5,988.63	7,571.69

B Current tax liabilities (net)

(₹ in lakhs)

Particulars	As at 31st March, 2022	As at 31st March, 2021
Provision for Income Tax (net)	9,643.44	275.81

C Deferred tax liabilities (net)

Particulars	As at 31st March, 2022	As at 31st March, 2021
(a) Statement of Profit & loss		
Profit & loss section		
Current income tax charge (net of MAT credit entitlement)	33,170.92	4,200.29
Deferred tax relating to origination & reversal of temporary differences	7,944.85	6,348.61
Earlier Year Tax	547.57	(2,065.95)
Income tax expense reported in the statement of profit or loss	41,663.33	8,482.95
(b) Other comprehensive income section		
Unrealised (gain)/loss on FVTOCI equity securities	27,299.88	26,515.99
Net loss/(gain) on remeasurements of defined benefit plans	707.04	(325.34)
Income tax charged to OCI	28,006.92	26,190.65
(c) Reconciliation of tax expense and the accounting profit multiplied by India's domestic tax rate for the year ended		
Accounting profit before income tax	1,31,520.96	53,493.70
Statutory income tax rate	34.944%	34.944%
Tax at statutory income tax rate of 34.944%	45,856.94	18,310.10
Tax effects of :		
Income not subject to tax	(232.93)	(2,594.40)
Inadmissible expenses or expenses treated separately	12,228.80	12,724.59
Admissible deductions	(20,063.49)	(19,292.08)
Deduction Under chapter - VI	(4,618.41)	(4,952.94)
Deferred tax on other items	7,944.85	6,353.64
Total Tax effects	(4,741.18)	(7,761.19)
Income tax expense	41,115.75	10,548.91
Earlier year tax	547.57	(2,065.95)
Income tax expense reported in statement of Profit & loss	41,663.33	8,482.96

Notes to the Consolidated Financial Statements

(d) Deferred tax relates to the following:

(₹ in lakhs)

	Balance sheet		Profit & loss	
	31-Mar-22	31-Mar-21	2021-22	2020-21
Property, plant and equipment	(56,821.85)	(57,200.33)	378.48	(661.13)
Expenses allowable for tax purpose when paid	(2,861.88)	5,658.64	(8,520.52)	(5,637.65)
Investments in Equity instruments	(32,496.51)	(5,196.63)	(27,299.88)	(26,515.99)
Fair valuation of deposits	0.30	0.30	(0.00)	(0.06)
Actuarial loss on Defined benefit plan	19,631.20	20,338.23	(707.03)	325.34
Fair valuation of Derivatives	(6.65)	(6.65)	0.00	-
Machinery Spares	1,464.17	1,464.17	0.00	-
Undistributed profit of associates	-	310.22	(310.22)	1,763.89
Prov for PF Cont. ILFS	484.94	3,949.86	(3,464.92)	3,639.64
Allowance for doubtful debts	3,943.67	465.29	3,478.38	(4,912.89)
ARO provision-Windmill	528.70	7.32	521.38	(433.14)
ARO provision-Solar	7.32	(89.34)	96.66	(92.76)
Leasehold Building IND AS	(125.47)	112.88	(238.35)	97.90
ICDS Impact	112.94	-	112.94	(112.42)
Loss c/f	1.31	-	1.31	-
Reclassification of MAT Credit entitlement	5,847.84	6,181.03	(333.19)	3,261.99
Deferred tax expense/(income)			(36,284.96)	(29,277.28)
Net deferred tax assets/(liabilities)	(60,289.97)	(24,005.01)		
Reconciliation of deferred tax liabilities (net):				
Opening Balance as at	31-Mar-21	31-Mar-20		
	(24,005.01)	5,272.26		
Tax income/(expense) during the period recognised in P&L	(7,944.85)	(6,348.61)		
Tax income / (Expense) MAT credit recognised in P&L	(333.19)	3,261.99		
Tax income/(expense) during the period recognised in Retained Earnings	-	-		
Tax income/(expense) during the period recognised in OCI	(28,006.92)	(26,190.65)		
Closing balance as at	(60,289.97)	(24,005.01)		
	31-Mar-22	31-Mar-21		

Notes:

The group offsets tax assets and liabilities if and only if it has a legally enforceable right to set off current tax assets and current tax liabilities and the deferred tax assets and deferred tax liabilities relate to income taxes levied by the same tax authority.

Notes to the Consolidated Financial Statements

24. Lease Liabilities

(₹ in lakhs)

Particulars	As at 31st March, 2022	As at 31st March, 2021
Lease Liabilities **	267.57	175.77

**** Details of Lease Liabilities :**

Movement of Lease Liabilities was as under:	As at 31st March, 2022	As at 31st March, 2021
Opening Balance	175.77	246.47
Add: Additions (Transitional impact on adoption of Ind AS 116)	212.21	93.20
Add: Interest recognised during the year	30.92	29.73
Less: Deletion/Disposal	15.45	35.00
Less: Payment Made	135.88	158.63
Closing Balance	267.57	175.77

Contractual maturities of lease liabilities on an undiscounted basis:	As at 31st March, 2022	As at 31st March, 2021
- Less than one year	97.37	112.05
- One to Five years	170.20	63.72
Closing Balance	267.57	175.77

25. Current financial liabilities- Trade Payables

(₹ in lakhs)

Particulars	As at 31st March, 2022	As at 31st March, 2021
Due to Micro, Small and Medium Enterprises (MSMED)*	1,474.21	805.92
Others**	81,223.80	52,116.18
TOTAL	82,698.01	52,922.10

(1) Due to Micro, Small and Medium Enterprises (MSMED)

Particulars	As at 31st March, 2022	As at 31st March, 2021
(i) Principal amount remaining unpaid to any supplier as at the end of the accounting year	1,474.21	801.30
(ii) Interest due thereon remaining unpaid to any supplier as at the end of the accounting year	NIL	NIL
(iii) The amount of interest paid along with the amounts of the payment made to the supplier beyond the appointed day	NIL	NIL
(iv) The amount of interest due and payable for the year	NIL	NIL
(v) The amount of interest accrued and remaining unpaid at the end of the accounting year	NIL	NIL
(vi) The amount of further interest due and payable even in the succeeding year, until such date when the interest dues as above are actually paid	NIL	NIL

(2) Trade Payables ageing schedule:

Particulars	Outstanding as on 31st March 2022 for following periods from due date of payment						Outstanding as on 31st March 2021 for following periods from due date of payment							
	Unbilled	Not due	Less Than 1 Year	1-2 Years	2-3 Years	More than 3 Years	Total	Unbilled	Not due	Less Than 1 Year	1-2 Years	2-3 Years	More than 3 Years	Total
MSME	-	525.27	794.77	141.02	13.15	-	1,474.21	-	305.94	497.98	2.00	-	-	805.92
Others	12,802.55	55,588.57	4,815.49	1,003.49	570.34	3,214.04	77,994.48	9,172.13	25,642.11	9,242.34	700.24	97.96	3,214.04	48,068.83
Disputed dues – MSME	-	-	-	-	-	-	-	-	-	-	-	-	-	-
Disputed dues - Others	-	-	-	-	-	3,229.32	3,229.32	-	-	-	-	-	4,047.35	4,047.35
Total Trade Payables	12,802.55	56,113.84	5,610.26	1,144.52	583.49	6,443.36	82,698.01	9,172.13	25,948.05	9,740.33	702.24	97.96	7,261.39	52,922.10

*Dues to Micro and Small Enterprises have been determined to the extent such parties have been identified on the basis of information collected by the Management. This has been relied upon by the auditors.

** The above balances include trade payables to related parties ₹ 1214.75 Lakhs (₹ 1613.75 Lakhs as on 31 March 2021) Refer Note 39.

Notes to the Consolidated Financial Statements

26. Other current financial liabilities

(₹ in lakhs)

Particulars	As at 31st March, 2022	As at 31st March, 2021
Financial liabilities at fair value through profit & loss		
Derivatives not designated in hedging relationship		
Foreign exchange derivative contracts	57.41	59.05
Other financial liabilities at amortised cost		
Interest accrued but not due on borrowings	-	0.47
Unclaimed dividend*	480.07	498.25
Deposits received	5,618.51	5,638.28
Liability towards employee benefits	8,464.05	8,633.65
Creditors for capital goods	11,173.78	11,570.60
Other payables	770.25	1,017.97
TOTAL	26,564.07	27,418.27

* These figures do not include any amounts due and outstanding to be credited to Investor Education and Protection Fund.

27. Other current liabilities

(₹ in lakhs)

Particulars	As at 31st March, 2022	As at 31st March, 2021
Advances from customers	1,572.51	3,194.06
Statutory dues	2,066.08	2,272.57
Income received in advance	9.80	3.47
TOTAL	3,648.39	5,470.10

28. Provisions

(₹ in lakhs)

Particulars	As at 31st March, 2022	As at 31st March, 2021
Provision for employee benefits		
Provision for Gratuity (Refer note 37)	2,404.78	2,394.23
Provision for Pension (Refer note 37)	5,432.87	5,609.22
Provision for Compensated absences*	4,780.70	4,057.87
Provision for PRMBS (Refer note 37)	272.84	257.97
Other Provision**	1,387.76	887.76
TOTAL	14,278.95	13,207.05

* The provision for Compensated absences pertains to accrued ordinary and sick leave entitlements. The change in carrying amount of the provision results from additional provision recognized net of benefits paid.

** Employees' Provident Fund Trust of the Group (GSFC-EPFTs) are holding investments aggregating to Rs. 4255 Lakhs in various debt securities issued by IL&FS Group, Dewan Housing Finance Corporation Ltd., Yes Bank Ltd., Reliance Home Finance, Reliance Capital Ltd and SREI Group. As a matter of prudence, the group has made a provision in view of uncertainties regarding recoverability of such investments. In future group will make provision looking to the development in the matter.

Notes to the Consolidated Financial Statements

29. Revenue from operations

(₹ in lakhs)

Particulars	Year ended 31 st March, 22	Year ended 31 st March, 21
Revenue from sale of products (including subsidy on fertilizers)		
- Manufactured / Generated products	8,01,328.92	6,38,026.15
- Traded products	1,06,382.52	1,24,674.17
- Sale of Service	552.29	705.82
Total	9,08,263.72	7,63,406.14
Revenue from operation above includes:-		
Subsidy from Government of India under New Urea Policy/Nutrient Based Subsidy Scheme		
Pertaining to current year	3,10,298.70	2,15,422.25
Pertaining to earlier years determined during current year	15,734.72	(663.61)
TOTAL	3,26,033.42	2,14,758.64

30. Other income

(₹ in lakhs)

Particulars	Year ended 31 st March, 22	Year ended 31 st March, 21
Interest		
Deposits:	5,438.40	777.57
Advances:	996.33	874.89
Others:	330.21	776.95
Dividend from long term investments	4,256.47	3,493.01
Rent	182.74	159.12
Insurance claims	3,271.94	1,848.01
Excess provision no longer required	1,339.04	1,946.03
Scrap sales	1,252.28	1,010.32
Profit on sale of fixed assets	302.84	4,343.04
Miscellaneous income	956.22	3,088.79
TOTAL	18,326.46	18,317.73

31. Cost of material consumed

(₹ in lakhs)

Particulars	Year ended 31 st March, 22	Year ended 31 st March, 21
Raw Materials		
Opening stock	22,704.53	29,899.29
Add: Purchases	5,09,387.57	3,87,985.00
Less: Closing stock	43,916.81	22,704.53
TOTAL	4,88,175.28	3,95,179.76

Notes to the Consolidated Financial Statements

32. Changes in inventory of finished goods, work in process and stock in trade (₹ in lakhs)

Particulars	Year ended 31 st March, 22	Year ended 31 st March, 21
Opening stock		
Finished products	43,919.04	50,520.54
Stock in trade	10,170.86	35,440.14
Work-in-process	1,462.88	2,014.81
	55,552.78	87,975.49
Less: Closing stock		
Finished products	59,284.23	43,919.04
Stock in trade	11,040.48	10,170.86
Work-in-process	2,546.96	1,462.88
	72,871.67	55,552.78
(Increase) / Decrease	(17,318.89)	32,422.71

33. Employee benefit expenses (₹ in lakhs)

Particulars	Year ended 31 st March, 22	Year ended 31 st March, 21
Salaries, wages, bonus	47,385.62	49,109.16
Contribution to provident, gratuity and superannuation (pension) funds (including provisions)	10,528.93	10,729.52
Staff Welfare expenses	8,836.48	9,722.22
TOTAL	66,751.03	69,560.90

- Employee benefit expenses includes R&D salary expenses of ₹ 981.75 lakhs (previous year ₹ 1068.54 lakhs) (Refer note no. 42)

34. Finance costs (₹ in lakhs)

Particulars	Year ended 31 st March, 22	Year ended 31 st March, 21
Interest		
- borrowings	34.72	3,253.34
- others	508.68	637.85
Other borrowing cost	433.77	408.33
TOTAL	977.17	4,299.52

Notes to the Consolidated Financial Statements

35. Other expenses

(₹ in lakhs)

Particulars	Year ended 31 st March, 22	Year ended 31 st March, 21
Consumption of stores and spare parts	14,082.22	10,473.39
Water	3,744.81	3,306.28
Packing expenses	10,657.91	9,609.86
Repairs to buildings	660.21	309.83
Repairs to machinery	8,457.52	6,698.65
Other repairs	701.39	556.61
Insurance	1,672.41	1,538.78
Rent, rates and taxes	625.22	815.01
Product transportation, distribution & loading & unloading charges	25,660.71	36,183.79
Depots and farm information centers expense	1,858.46	2,780.01
Marketing expense reimbursement, demonstration, extension services and publicity etc.	644.84	701.11
Foreign exchange gain/loss (net)	737.47	2,039.41
Directors sitting fees	17.14	12.48
Legal & Professional charges	996.61	921.32
Auditors' remuneration *	23.07	22.66
Cost auditors' fees	4.61	5.48
Allowance for doubtful debts	123.39	217.37
Amortisation of leasehold land	297.53	294.87
Donations and contributions	820.98	1,491.48
Miscellaneous	6,013.86	5,709.65
Impairment in value of Investment	-	546.66
TOTAL	77,800.36	84,234.70
Other expenses includes R&D expenses of ₹ 12.40 lakhs (previous year ₹ 18.93 lakhs) in respective heads (Refer note no. 42)		

*Auditors' remuneration

Particulars	Year ended 31 st March, 22	Year ended 31 st March, 21
Payment to Statutory Auditors:		
For Statutory audit	8.72	8.00
For Taxation matters	2.60	2.40
For other services (including Limited Review fees & certification)	10.78	11.60
For Reimbursement of expenses	0.96	0.66
	23.07	22.66

Notes to the Consolidated Financial Statements

36. Earnings per share (EPS):

(₹ in lakhs)

Particulars	Year ended 31 st March, 22	Year ended 31 st March, 21
i. Profit attributable to Equity holders of the Company		
Profit attributable to equity holders of the Company		
Continuing operations	89,860.43	45,013.03
Discontinued operations	-	-
Profit attributable to equity holders of the Company for basic earnings	89,860.43	45,013.03
Effect of dilution	-	-
Profit attributable to equity holders of the Company adjusted for the effect of dilution	89,860.43	45,013.03
ii. Weighted average number of ordinary shares		
Issued ordinary shares	39,84,77,530	39,84,77,530
Effect of dilution	-	-
	39,84,77,530	39,84,77,530
Basic EPS (₹)	22.55	11.30
Diluted EPS (₹)	22.55	11.30
Nominal value per share (₹)	2.00	2.00

37. Employment benefit plans

a) The Company operates post employment and other long term employee benefits defined plans as follows:

I. Funded

- i. Gratuity
- ii. Pension

II. Unfunded

- i. Post retirement medical benefit scheme

Aforesaid post-employment benefit plans typically expose the Company to actuarial risks such as: investment risk, interest rate risk, longevity risk and salary risk.

Investment Risk: The present value of the defined benefit liability is calculated using a discount rate which is determined by reference to market yields at the end of the reporting period on government bonds.

Interest Risk: A decrease in the bond interest rate will increase the plan liability; however, this will be partially offset by an increase in the return on the plan's investments.

Longevity Risk: The present value of the defined benefit liability is calculated by reference to the best estimate of the mortality of plan participants both during and after their employment. An increase in the life expectancy of the plan participants will increase the plan's liability.

Salary Risk: The present value of the defined benefit liability is calculated by reference to the future salaries of plan participants. As such, an increase in salary of the plan participants will increase the plan's liability.

b) Defined contribution plans:

Amount towards Defined Contribution Plans have been recognised under "Contributions to Provident, Gratuity and Superannuation Fund (pension) Funds (including provisions)" in Note : 33 ₹ 4399.98 lakhs for FY 2021-22 (₹ 4077.89 lakhs for FY 2020-21).

Notes to the Consolidated Financial Statements

37. Employment benefit plans (Contd...)

c) Details of funded & unfunded plans are as follows:

(₹ in lakhs)

Description	Pension		Gratuity		Gratuity	
	2021-22	2020-21	2021-22	2020-21	2021-22	2020-21
1. Changes In Present Value of obligation						
a. Obligation as at the beginning of the year	78,081.62	79,876.92	39,557.57	40,436.32	10.61	-
b. Current Service Cost	1,098.30	1,038.34	1,816.05	1,817.74	13.59	-
c. Interest Cost	5,067.50	5,263.89	2,709.69	2,765.84	-	-
d. Actuarial (Gain)/Loss	(71.50)	1,423.18	(1,282.48)	(545.82)	31.66	-
e. Benefits Paid	(8,861.06)	(9,520.71)	(4,575.01)	(4,916.53)	-	-
f. Obligation as at the end of the year	75,314.86	78,081.62	38,225.82	39,557.57	55.86	-
The defined benefit obligation is	Funded	Funded	Funded	Funded	Unfunded	-
2. Changes in Fair Value of Plan Assets						
a. Fair Value of Plan Assets as at the beginning of the year	48,748.23	39,975.19	26,069.19	21,799.23	-	-
b. Expected return on Plan Assets	3,163.76	2,634.36	1,785.74	1,491.07	-	-
c. Actuarial Gain/(Loss)	472.14	139.31	102.27	324.74	-	-
d. Contributions	22,292.47	15,520.08	8,283.21	7,370.68	-	-
e. Benefits Paid	(8,861.06)	(9,520.71)	(4,575.01)	(4,916.53)	-	-
f. Fair Value of Plan Assets as at the end of the year	65,815.54	48,748.23	31,665.39	26,069.19	-	-
3. Amount Recognised In The Balance Sheet						
a. Fair Value of Plan Assets as at the end of the year	65,815.54	48,748.23	31,665.39	26,069.19	-	-
b. Present Value of Obligation as at the end of the year	(75,314.86)	(78,081.62)	(38,225.82)	(39,557.57)	(55.86)	-
c. Amount recognised in the Balance Sheet	(9,499.32)	(29,333.39)	(6,560.43)	(13,488.38)	(55.86)	-
4. Expense recognised in P & L during the year						
a. Current Service Cost	1,098.30	1,038.34	1,816.05	1,817.74	13.59	-
b. Net Interest Cost	1,903.74	2,629.53	923.95	1,274.78	-	-
c. Expense recognised during the year	3,002.03	3,667.86	2,740.00	3,092.52	13.59	-
5. Expense recognised in OCI during the year						
a. Return on Plan Assets, Excluding Interest Income	(472.14)	(139.31)	(102.27)	(324.74)	-	-
b. Actuarial (Gain)/Loss recognised on Obligation	(71.50)	1,423.18	(1,282.48)	(545.82)	31.66	-
c. Net (Income)/Expense recognised during the year	(543.64)	1,283.87	(1,384.75)	(870.55)	31.66	-
6. Investment Details of Plan Assets						
Administered by LIC of India	100%	100%	100%	100%	N.A.	N.A.

d) Assumptions

(₹ in lakhs)

	Pension		Gratuity		Gratuity		PRMBS	
	31.03.2022	31.03.2021	31.03.2022	31.03.2021	31.03.2022	31.03.2021	31.03.2022	31.03.2021
	Funded	Funded	Funded	Funded	Unfunded	Unfunded	Unfunded	Unfunded
a. Discount Rate (per annum)	6.84%	6.49%	7.23%	6.85%	6.70%	NA	7.40%	6.91%
b. Estimated Rate of return on Plan Assets (per annum)	6.84%	6.49%	7.23%	6.85%	NA	NA	NA	NA
c. Salary Escalation Rate (per annum)	NA	NA	NA	NA	5.77%	NA	NA	NA
d. Medical Cost Inflation (per annum)	NA	NA	NA	NA	NA	NA	4.00%	4.00%

Notes to the Consolidated Financial Statements

37. Employment benefit plans (Contd...)

- e. The estimates of future salary increases considered in actuarial valuation take account of inflation, seniority, promotion and other relevant factors.
- f. The estimate of mortality rate during employment has been considered as per Indian Assured Lives Mortality (2006-08).
- g. Provident Fund contributions are made to Trusts administered by the Group. The interest rate payable to the members of the Trusts shall not be lower than the statutory rate of interest declared by the Central Government under the Employees provident Funds and Miscellaneous Provisions Act, 1952 and shortfall, if any, shall be made good by the Group.

Maturity Profile Projected benefit payable in future year from the date of reporting	Pension		Gratuity		Gratuity		PRMBS	
	2021-22	2020-21	2021-22	2020-21	2021-22	2020-21	2021-22	2020-21
	Funded	Funded	Funded	Funded	Unfunded	Unfunded	Unfunded	Unfunded
1st Following year	11,285.95	9,258.84	6,187.00	5,144.22	2.23	-	272.83	257.96
2nd Following year	8,603.60	7,535.58	4,227.75	3,805.31	6.45	-	294.31	275.87
3rd Following year	10,807.14	12,857.72	5,186.63	6,183.63	7.11	-	311.87	297.49
4th Following year	8,806.37	10,321.03	4,246.04	5,011.09	7.08	-	326.99	315.12
5th Following year	8,489.20	8,470.70	4,111.28	4,131.62	6.85	-	341.88	330.43
Sum of year 6 to 10	38,248.27	37,778.58	18,400.23	18,436.29	26.23	-	1,911.59	1,862.67
Sum of year 11 and above	23,434.18	27,067.53	19,892.43	20,369.15	37.94	-	-	-

Description	PRMBS	
	2021-22	2020-21
1. Changes In Present Value of the defined benefit obligation		
a. Obligation as at the beginning of the year	5,476.65	4,889.38
b. Current Service Cost	220.93	199.69
c. Interest Cost	378.44	332.97
d. Actuarial (Gain)/Loss	(117.76)	517.72
e. Benefits Paid	(716.92)	(463.11)
f. Obligation as at the end of the year	5,241.33	5,476.65
The defined benefit obligation is	Unfunded	Unfunded
2. Amount Recognised In The Balance Sheet		
a. Fair Value of Plan Assets as at the end of the year	—	—
b. Present Value of Obligation as at the end of the year	(5,241.33)	(5,476.65)
c. Amount recognised in the Balance Sheet	(5,241.33)	(5,476.65)
3. Expense recognised in P & L during the year		
a. Current Service Cost	220.93	199.69
b. Interest Cost	378.44	332.97
c. Expense recognised during the year	599.36	532.66
4. Expense recognised in OCI during the year		
a. Return on Plan Assets, Excluding Interest Income	—	—
b. Actuarial (Gain)/Loss recognised on Obligation	(117.76)	517.72
c. Net (Income)/Expense recognised during the year	(117.76)	517.72

The expense is disclosed in Note No. 33 - "Employee Benefit Expenses", Pension & Gratuity are disclosed in line item - Contribution to Provident Fund, and provision to Gratuity, Superannuation (Pension) Funds. Leave Encashment is disclosed in line item - Salaries, Wages and Bonus and PRMBS is disclosed in line item - Welfare funds.

Notes to the Consolidated Financial Statements

37. Employment benefit plans (Contd...)

e) Effect of one percentage point change in the assumed Discount Rate

(₹ in lakhs)

Description	2021-22		
	Pension	Gratuity	PRMBS
a. One percentage point increase in Discount Rate	(3,250.60)	(1,846.84)	(537.01)
b. One percentage point decrease in Discount Rate	3,578.39	2,062.94	658.01
Effect of one percentage point change in the assumed Salary Escalation Rate			
a. One percentage point increase in Salary Escalation Rate	3,572.77	2,030.55	NA
b. One percentage point decrease in Salary Escalation Rate	(3,304.90)	(1,865.77)	NA
Effect of one percentage point change in the assumed medical inflation rate-Benefit Obligation			
a. One percentage point increase in medical inflation rate	NA	NA	674.75
b. One percentage point decrease in medical inflation rate	NA	NA	(557.71)

f) Details of funded & unfunded plans are as follows:

(₹ in lakhs)

Pension	2021-22	2020-21	2019-20	2018-19	2017-18
Net Asset/(Liability) recognised in Balance Sheet (including experience adjustment impact)					
1 Present Value of Defined Benefit Obligation	75,314.86	78,081.62	79,876.92	61,093.93	61,080.53
2 Fair Value of Plan Assets	65,815.54	48,748.23	39,975.18	37,243.76	35,631.39
3 Status [Surplus/(Deficit)]	(9,499.32)	(29,333.39)	(39,901.74)	(23,850.18)	(25,449.14)
4 Experience Adjustment of Plan Assets [Gain/(Loss)]	472.14	139.31	(170.10)	(107.38)	323.70
5 Experience/Assumptions Adjustment of obligation [(Gain)/Loss]	(71.50)	1,423.18	18,870.75	303.51	1,858.06
Gratuity	2021-22	2020-21	2019-20	2018-19	2017-18
Net Asset/(Liability) recognised in Balance Sheet (including experience adjustment impact)					
1 Present Value of Defined Benefit Obligation	38,281.69	39,557.57	40,436.32	29,003.72	27,860.47
2 Fair Value of Plan Assets	31,665.39	26,069.19	21,799.23	21,476.75	21,376.92
3 Status [Surplus/(Deficit)]	(6,560.43)	(13,488.38)	(18,637.09)	(7,526.97)	(6,483.55)
4 Experience Adjustment of Plan Assets [Gain/(Loss)]	102.27	324.74	(8.02)	(70.52)	196.79
5 Experience/Assumptions Adjustment of obligation [(Gain)/Loss]	(1,250.82)	(545.82)	10,969.21	741.81	(1,134.55)
PRMBS	2021-22	2020-21	2019-20	2018-19	2017-18
Net Asset/(Liability) recognised in Balance Sheet (including experience adjustment impact)					
1 Present Value of Defined Benefit Obligation	5,241.33	5,476.65	4,889.38	4,049.84	4,037.11
2 Fair Value of Plan Assets	-	-	-	-	-
3 Status [Surplus/(Deficit)]	(5,241.33)	(5,476.65)	(4,889.38)	(4,049.84)	(4,037.11)
4 Experience Adjustment of Plan Assets [Gain/(Loss)]	-	-	-	-	-
5 Experience/Assumptions Adjustment of obligation [(Gain)/Loss]	(117.76)	517.72	908.56	63.38	122.04

Notes to the Consolidated Financial Statements

Note: From F.Y.2021-22, subsidiary company GATL has changed the method of estimation of Gratuity liability to Actuarial valuation as against earlier done by management. The said change in method of estimation has resulted into an increase in the expenditure & OCI and corresponding liability to the extent of ₹ 40.62 Lakhs.

38. Commitment and contingencies

a. Commitments

(₹ in lakhs)

Particulars	As at Mar-22	As at Mar-21
(i) Estimated amount of contracts remaining to be executed on capital accounts and not provided for	14,865.20	10,038.45

b. Contingent liabilities

(₹ in lakhs)

Particulars	As at Mar-22	As at Mar-21
Claims against the Company not acknowledgement as debt		
(i) Excise and Customs duty	2,372.72	9,220.76
(ii) Central sales tax and value added tax	3,461.20	4,067.22
(iii) Income tax	16,042.03	16,340.32
(iv) Other claims by:		
- Income tax assessment orders contested	3,452.35	3,191.40
- Others	67,664.30	57,566.04
- Employees / ex-employees, contractual labour – pending before courts	Not ascertainable	Not ascertainable

In respect of the above, the expected outflow will be determined at the time of final resolution of the dispute.

c. Contingent Assets

The Company does not have any contingent assets.

Notes to the Consolidated Financial Statements

39. Related party transactions

(₹ in lakhs)

Name of the Party	Nature of Relationship	Nature of Transaction	2021-22	2020-21
Vadodara Enviro Channel Ltd.	Associate	Usage of effluent channel	352.24	333.86
		Outstanding balance-Payable	24.62	(3.16)
Gujarat Green Revolution Company	Associate	Expenses recovered	198.56	223.39
		ICD Repaid	-	10,000.00
		Interest expense on ICD	-	114.48
		Dividend Received	12.50	12.50
		Outstanding balance-Receiveable	78.58	42.15
		Expenses recovered	14.91	25.14
Kamalyte Resources Inc.	Associate	Provision for Investment	-	548.07
		Remuneration	175.78	176.43
Managing Director V D Nanavaty – ED (Finance) & CFO V V Vachhrajani, CS & SVP (Legal & IR)	Key Management Personnel	Loan Given	-	12.00
		Interest Income	0.62	0.50
		Outstanding balance	10.09	11.31
		Purchase of Material	55,098.87	30,487.18
Tunisian Indian Fertilizer Company (TIFERT)	Other related party	Expenses recovered	9.38	-
		Provision for Investment	43.59	42.94
		Advance to vendor	3,805.83	5,474.21
		Outstanding balance-Receiveable	231.89	1,521.01
		Donation Granted	400.00	450.65
GSFC Education society	Other related party	Fees for Services	1,494.88	108.70
		Outstanding balance-payable	115.38	3.69
Gujarat State Petronet Ltd.	Other related party	Income from Other Services	65.49	59.05
		Dividend Received	938.29	586.43
		Outstanding balance-payable	3.19	9.00
Gujarat Gas Ltd.	Other related party	Purchase of Material	3,050.17	1,537.21
		Sale of Product	-	245.10
		Expenses recovered	17.92	22.76
		Write Off Of Bad Debt	-	6.95
		Outstanding balance-payable	187.32	73.82
		Dividend Received	132.40	132.40
Gujarat Alkalies and Chemicals Limited	Other related party	Outstanding balance-receivable	8.33	3.80
		Purchase of Material	1,822.92	-
		Fees for Services	3.45	7.32
		Sale of Product	522.53	1,288.80
		Dividend Received	2,462.34	1,538.96
		Outstanding balance-Payable	0.06	0.30
Gujarat Narmada Valley Fertilizers Company Limited	Other Related Party	Outstanding balance-Receiveable	12.55	15.37
		Purchase of power	7,092.76	13,412.06
		Sale of power	67.94	154.61
		Dividend Received	603.80	648.52
		Outstanding balance-Receiveable	9.00	14.08
		Outstanding balance-Payable	1.00	5.18
Gujarat Industries Power Company Limited.	Other Related Party	Purchase of Gas	35,573.83	12,961.47
		Fees for Services	1.06	1.18
		Outstanding balance-payable	614.26	404.35
Gujarat State Petroleum Corporation Ltd.	Other Related Party	Purchase of Material	3,116.97	16,085.36
		Dividend Received	90.00	56.25
		Outstanding balance-payable	268.92	1,119.71
Indian Potash Ltd.	Other Related Party	Fees for Services	17.97	14.64
		Outstanding balance-payable	-	0.85
The Fertilizer Association of India	Other Related Party			

Notes to the Consolidated Financial Statements

Terms and conditions of transactions with related parties:

The sales to and purchases from related parties are made on terms equivalent to those that prevail in arm's length transactions. Related Party Transaction amounts shown in above table are inclusive of taxes. Outstanding balances at the year-end are unsecured and interest free and settlement occurs in cash. There have been no guarantees provided or received for any related party receivables or payables. For the year ended 31 March 2022, the group has not recorded any impairment of receivables relating to amounts owed by related parties (31st March, 2021: Nil). This assessment is undertaken each financial year through examining the financial position of the related party and the market in which the related party operates.

Transactions with key management personnel:

(₹ in lakhs)

Remuneration to key management personnel:	For the year ended	
	31-Mar-22	31-Mar-21
Short term employee benefits	153.49	155.64
Post employment benefits	11.37	10.60
Long-term employee benefits	10.92	10.19
Total	175.78	176.43

Notes to the Consolidated Financial Statements

40. Segment information

For management purposes, the company is organised into business units based on its products and has two reportable segments, as follows:

- Fertilizer products** comprising of Urea, Ammonium Sulphate, Di-ammonium Phosphate, Ammonium Phosphate Sulphate, NPK (12:32:16), (10:26:26), traded fertilizer products etc.
- Industrial products** comprising of Caprolactam, Nylon-6, Nylon Chips, Melamine, Methanol, traded industrial products etc.

The Chief Operating Decision Maker (“CODM”) evaluates the Company’s performance and allocates resources based on an analysis of various performance indicators by the two operating segments. The CODM reviews revenue and gross profit as the performance indicator for both operating segments.

(₹ in lakhs)

A] SEGMENT REVENUE:	31-Mar-22	31-Mar-21
1 TOTAL SEGMENT REVENUE		
a) Fertilizer Products	6,14,988.63	5,86,343.05
b) Industrial Products	2,93,275.09	1,77,063.09
TOTAL	9,08,263.72	7,63,406.14
2 INTER SEGMENT REVENUE	-	-
3 EXTERNAL REVENUE (1 - 2)		
a) Fertilizer Products	6,14,988.63	5,86,343.05
b) Industrial Products	2,93,275.09	1,77,063.09
TOTAL	9,08,263.72	7,63,406.14
B] RESULT:		
1 Segment result		
a) Fertilizer Products	69,381.38	36,855.48
b) Industrial Products	52,371.15	12,554.31
TOTAL	1,21,752.53	49,409.79
2		
a) Unallocated income	13,595.79	13,546.32
b) Unallocated expenses	(2,850.19)	(5,162.91)
3 Operating Profit (B1 + B2)	1,32,498.13	57,793.20
4 Finance Cost	(977.17)	(4,299.52)
5 Provision for Taxation:		
Current Income Tax	(33,170.91)	(7,462.28)
Deferred Tax (net)	(7,944.85)	(6,348.61)
MAT credit recognised	-	3,261.99
Earlier Year Tax	(547.57)	2,065.95
6 Net Profit	89,857.62	45,010.73
C] OTHER INFORMATION:		
1 Segment assets		
a) Fertilizer Products	4,45,882.06	3,59,041.51
b) Industrial Products	2,70,883.31	2,44,972.00
TOTAL	7,16,765.37	6,04,013.51
2 Unallocated corporate assets	6,95,703.34	5,12,392.94
3 Total Assets	14,12,468.71	11,16,406.45
4 Segment Liabilities		
a) Fertilizer Products	1,16,711.93	1,01,164.92
b) Industrial Products	38,611.83	36,977.24
TOTAL	1,55,323.76	1,38,142.16
5 Unallocated corporate liabilities	79,767.84	54,086.61
6 Total Liabilities	2,35,091.60	1,92,228.77

Notes to the Consolidated Financial Statements

(₹ in lakhs)

	31-Mar-22	31-Mar-21
7 Capital Expenditure		
a) Fertilizer Products	7,516.90	3,775.09
b) Industrial Products	2,119.17	2,065.77
c) Corporate Capital Expenditure	248.78	3,273.10
TOTAL	9,884.85	9,113.96
8 Depreciation and Amortisation		
a) Fertilizer Products	8,823.46	8,876.27
b) Industrial Products	8,966.77	8,694.46
c) Unallocated corporate Depreciation	89.46	148.84
TOTAL	17,879.69	17,719.57
9 Non-Cash expenses		
a) Fertilizer Products	4,895.61	8,378.61
b) Industrial Products	3,240.38	4,886.92
c) Unallocated non-cash expenses	-	604.15
TOTAL	8,135.99	13,869.68

41. Financial instruments – Fair values and risk management

A. Accounting classification and fair values

The carrying value of financial instruments by categories as of 31st March, 2022 is as follows. (₹ in lakhs)

Particulars	Carrying amount				Fair value			
	FVTPL	FVTOCI	Amortised Cost	Total	Level 1 - Quoted price in active markets	Level 2 - Significant observable inputs	Level 3 - Significant unobservable inputs	Total
Financial assets								
Non-current investments	-	6,21,494.75	9,876.57	6,31,371.32	5,31,503.56	-	89,991.19	6,21,494.75
Other Non-current financial asset	-	-	2,828.46	2,828.46	-	-	-	-
Trade receivables	-	-	36,594.06	36,594.06	-	-	-	-
Government subsidy receivable	-	-	67,586.64	67,586.64	-	-	-	-
Cash and cash equivalents	-	-	32,748.62	32,748.62	-	-	-	-
Other bank balances	-	-	863.20	863.20	-	-	-	-
Current loans	-	-	23,156.94	23,156.94	-	-	-	-
Derivative financial instruments	-	-	-	-	-	-	-	-
Other Current financial asset	-	-	1,34,299.27	1,34,299.27	-	-	-	-
	57.41	6,21,494.75	3,07,953.76	9,29,448.51	5,31,503.56	-	89,991.19	6,21,494.75
Financial liabilities								
Non current borrowings	-	-	-	-	-	-	-	-
Current borrowings	-	-	282.27	282.27	-	-	-	-
Lease Liabilities	-	-	267.57	267.57	-	-	-	-
Trade payables	-	-	82,698.01	82,698.01	-	-	-	-
Other current financial liabilities	-	-	26,506.66	26,506.66	-	-	-	-
Derivative financial instruments	57.41	-	-	57.41	-	57.41	-	57.41
	57.41	-	1,09,754.51	1,09,811.92	-	57.41	-	57.41
The carrying value of financial instruments by categories as of 31 st March, 2021 is as follows. (₹ in lakhs)								
Financial assets								
Non-current investments	-	4,23,350.29	9,716.41	4,33,066.70	3,77,296.78	-	46,053.51	4,23,350.29
Other Non-current financial asset	-	-	2,941.57	2,941.57	-	-	-	-
Trade receivables	-	-	46,833.57	46,833.57	-	-	-	-
Government subsidy receivable	-	-	50,901.93	50,901.93	-	-	-	-
Cash and cash equivalents	-	-	23,498.95	23,498.95	-	-	-	-
Other bank balances	-	-	1,281.70	1,281.70	-	-	-	-
Current loans	-	-	21,125.40	21,125.40	-	-	-	-
Derivative financial instruments	-	-	-	-	-	-	-	-
Other Current financial asset	-	-	87,184.46	87,184.46	-	-	-	-
	-	4,23,350.29	2,43,483.99	6,66,834.28	3,77,296.78	-	46,053.51	4,23,350.29
Financial liabilities								
Non current borrowings	-	-	-	-	-	-	-	-
Current borrowings	-	-	3,500.97	3,500.97	-	-	-	-
Lease Liabilities	-	-	175.77	175.77	-	-	-	-
Trade payables	-	-	52,922.10	52,922.10	-	-	-	-
Other current financial liabilities	-	-	27,359.22	27,359.22	-	-	-	-
Derivative financial instruments	59.05	-	-	59.05	-	59.05	-	59.05
	59.05	-	83,958.06	84,017.11	-	59.05	-	59.05

Notes to the Consolidated Financial Statements

B. Measurement of fair values & Sensitivity Analysis

i) Valuation techniques and significant unobservable inputs

Some of the Company's financial assets and financial liabilities are measured at fair value at the end of each reporting period. The following table gives information about how the fair values of financial assets and financial liabilities are determined (in particular, the valuation technique(s) and inputs used).

Financial instruments measured at fair value

Financial assets / financial liabilities	Fair Value (₹ In Lakhs) as at		Fair Value hierarchy	Valuation technique(s) and key input(s)
	31-03-2022	31-03-2021		
1) Investments in equity instruments at FVTOCI (quoted) (see note 7)	Listed equity securities in various companies engaged in fertilizer, chemicals, finance, gas, power and mining industry aggregate fair value of ₹ 5,31,503.56	Listed equity securities in various companies engaged in fertilizer, chemicals, finance, gas, power and mining industry aggregate fair value of ₹ 3,77,296.78	Level 1	Quoted bid prices in an active market

Particulars	Valuation technique(s) & key input(s)	Fair Value (Rs. In Lakhs) as at		Fair Value hierarchy	Significant unobservable input(s)	Relationship of unobservable input(s) to fair value
		31-03-2022	31-03-2021			
2) Investments in equity instruments at FVTOCI (unquoted) (see note 7)	Market Approach- In this approach, the value of shares / business of a company is determined based on market multiples of publicly traded comparable companies. The appropriate multiple is generally based on performance of listed companies with similar business model and size (Refer note 1 below).	Investment in companies engaged in business of storage facilities - aggregate fair value of ₹ 38,015.79	Investment in companies engaged in business of storage facilities - aggregate fair value of ₹ 25,740.37	Level 3	Market Multiple Discount ranging from 25% to 35% (As at 31.3.21 from 15% to 25%)	Increasing/Decreasing the Market Multiples by probability weighted range, would change the FV by +INR 1189.53 lakhs & - INR 4696.79 lakhs (As at 31.3.21 +INR 3,961.00 lakhs & -INR 3715.74 lakhs)
		Investment in companies engaged in business of fertilizers industry - aggregate fair value of ₹ 49,162.50	Investment in companies engaged in business of fertilizers industry - aggregate fair value of ₹ 17,857.35		Discount to EV/EBITDA Multiple ranging from -0.50% to 0.50% (As at 31.3.21 from -0.5% to 0.5%)	
(Refer note below).	Income Approach- In this approach, discounted cash flow method was used to capture the present value of the expected future economic benefits to be derived from the ownership of this investee.	Investment in company engaged in fertilizer industry - aggregate fair value of ₹ NIL	Investment in company engaged in fertilizer industry - aggregate fair value of ₹ NIL	Level 3	Growth Rate ranging NIL (As at 31.3.21 NIL)	Increasing/Decreasing the Growth Rate & Discounting Factor by probability weighted range, would change the FV by NIL. (As at 31.3.21 NIL)
		Investment in company engaged in the business of gas marketing - aggregate fair value of ₹ 2,627.30	Investment in company engaged in the business of gas marketing - aggregate fair value of ₹ 2,319.45		Discounting Factor ranging NIL (As at 31.3.21 NIL)	
Note : Under this method the value of each business/assets/investment has been arrived separately and total value estimate for the company presented as the sum of all its business/assets/investment.						
Cost Approach- Net Asset Value - In this approach, total value is based on the sum of net asset value as recorded on the balance sheet. A net asset methodology is most applicable for businesses where the value lies in the underlying assets and not the ongoing operations of the business. (Refer note 1 and 2 below).	Investment in companies engaged in power and finance industry - aggregate fair value of ₹ 185.60	Investment in companies engaged in power and finance industry - aggregate fair value of ₹ 136.33	Level 3	Discount to Book Value ranging from 15% to 30% (As at 31.3.21 from 15% to 30%)	Increasing/Decreasing the Discounting Factor by probability weighted range, would change the FV by +INR 21.75 lakhs & -INR 20.22 lakhs (As at 31.3.21 +INR 15.85 lakhs & -INR 15.00 lakhs)	

Notes to the Consolidated Financial Statements

Note 1 : The Group has invested in the equity instruments of various companies. However, the percentage of shareholding of the Group in such investee companies is very low and hence, it has not been provided with future projections including projected profit and loss account by those investee companies. Hence, the independent valuer appointed by the Group has estimated fair value based on available historical Annual Reports of such companies and other information as available in the public domain. Since the future projections are not available, discounted cashflow approach for fair value determination has not been followed.

Note 2 : In case of some companies, there are no comparable companies valuations available and some are recent start up companies. In light of no information available for future projections, capacity utilisation, commencement of operations, etc., the valuation is based on cost approach.

ii) Transfers between Levels 1 and 2

There have been no transfers between Level 1 and Level 2 during 2021-22 and 2020-21.

iii) Level 3 fair values

Reconciliation of Level 3 fair values

The following table shows a reconciliation from the opening balances to the closing balances for Level 3 fair values.

(₹ in lakhs)	
Particulars	Equity securities
Opening Balance (1 April 2021)	46,053.51
Net change in fair value (unrealised)	43,937.68
Purchases	-
Closing Balance (31 March 2022)	89,991.19

Transfer out of Level 3

There were no movement in level 3 in either directions during the year 2021-22 and 2020-21.

C. Financial risk management

The Company has exposure to the following risks arising from financial instruments:

- Credit risk ;
- Liquidity risk ; and
- Market risk

i. Risk management framework

The Group's board of directors has overall responsibility for the establishment and oversight of the Group's risk management framework. The Group manages market risk through a Financial risk management committee, which evaluates and exercises independent control over the entire process of market risk management. The treasury department recommends risk management objectives and policies, which are approved by Audit cum finance committee and Board of Directors. The activities of this department include management of cash resources, implementing hedging strategies for foreign currency exposures, borrowing strategies, and ensuring compliance with market risk limits and policies.

The Group's risk management policies are established to identify and analyse the risks faced by the Group, to set appropriate risk limits and controls and to monitor risks and adherence to limits. Risk management policies and systems are reviewed regularly to reflect changes in market conditions and the Group's activities. The Group, through its training and management standards and procedures, aims to maintain a disciplined and constructive control environment in which all employees understand their roles and obligations.

The audit cum finance committee oversees how management monitors compliance with the group's risk management policies and procedures, and reviews the adequacy of the risk management framework in relation to the risks faced by the group. The audit committee is assisted in its oversight role by internal audit. Internal audit undertakes both regular and ad hoc reviews of risk management controls and procedures, the results of which are reported to the audit committee.

Notes to the Consolidated Financial Statements

ii. Credit risk

Credit risk is the risk of financial loss to the Group if a customer or counterparty to a financial instrument fails to meet its contractual obligations, and arises principally from the Group's receivables from customers.

The carrying amount of following financial assets represents the maximum credit exposure:

Trade and other receivables

The Group's exposure to credit is influenced mainly by the individual characteristics of each customer. However, management also considers the factors that may influence the credit risk of its customer base, including the default risk of the industry and country in which customers operate.

The Revenue department has established a credit policy under which each new customer is analysed individually for creditworthiness before the Group's standard payment and delivery terms and conditions are offered. The Group's review includes external ratings, if they are available, and in some cases bank references. Sale limits are established for each customer and reviewed quarterly. Any sales exceeding those limits require approval from the Board of Directors.

Goods are sold subject to retention of title clauses, so that in the event of non-payment the Group may have a secured claim. The Group does not otherwise require collateral in respect of trade and other receivables.

The Group establishes an allowance for impairment that represents its estimate of expected losses in respect of trade and other receivables. The provision matrix of ECL at the end of reporting period is as follows.

Particulars	Expected credit loss %
Within the credit Period	0.03%
1-90 days past due	0.29%
91-180 days past due	1.38%
181-270 days past due	5.03%
270-360 days past due	13.23%
360-450 days past due	28.45%
450-540 days past due	46.78%
540-630 days past due	67.40%
630-720 days past due	100.00%
More than 720 days past due	100.00%

Impairment

The ageing of trade and other receivables that were not impaired was as follows.

(₹ in lakhs)

Particulars	Carrying amount	
	March 31, 2022	March 31, 2021
Less than 6 Months	91,059.61	81,904.00
Past due 6 Months - 1 Year	1,782.92	3,732.32
Past due 1 Year - 2 Year	203.18	499.74
Past due 2 Year - 3 Year	174.34	8,133.02
Past due more than 3 Year	10,960.65	3,466.42
	1,04,180.70	97,735.50

Management believes that the unimpaired amounts that are past due by more than 30 days are still collectible in full, based on historical payment behaviour and extensive analysis of customer credit risk, including underlying customers' credit ratings if they are available.

Notes to the Consolidated Financial Statements

Movement in expected credit loss allowance

(₹ in lakhs)

Particulars	Year ended March 31, 2022	Year ended March 31, 2021
Balance at the beginning of the year	7,146.59	7,871.62
Movement in the expected credit loss allowance on trade receivables calculated at lifetime expected credit losses Past due 31–90 days	(17.73)	(725.03)
	7,128.86	7,146.59

During the year 2021-22 and 2020-21, impairment provision was reduced by INR 17.71 Lakhs and INR 725.03 Lakhs respectively

Cash and cash equivalents

The Group held cash and cash equivalents of ₹ 32,748.62 Lakhs at March 31, 2022 (₹ 23,498.95 Lakhs at March 31, 2021). The cash and cash equivalents are held with approved scheduled banks.

Derivatives

The derivatives deals are done with AD category banks in OTC market and registered brokers in ETCD market.

iii. Liquidity risk

Liquidity risk is the risk that the Group will encounter difficulty in meeting the obligations associated with its financial liabilities that are settled by delivering cash or another financial asset. The Group's approach to managing liquidity is to ensure, as far as possible, that it will have sufficient liquidity to meet its liabilities when they are due, under both normal and stressed conditions, without incurring unacceptable losses or risking damage to the Group's reputation.

Financing facilities:

(₹ in lakhs)

Particulars	As at 31-03-2022	As at 31-03-2021
a) Secured cash credit, reviewed annually		
- amount used	-	3,500.97
- amount unused	30,000.00	42,999.03
b) Unsecured commercial papers		
- amount used	-	-
- amount unused	1,00,000.00	1,00,000.00
c) Unsecured working capital demand loan		
- amount used	282.27	-
- amount unused	84,717.73	55,000.00

Notes to the Consolidated Financial Statements

Exposure to liquidity risk

The following are the remaining contractual maturities of financial liabilities at the reporting date. The amounts are gross and undiscounted, and include estimated interest payments and exclude the impact of netting agreements. (₹ in lakhs)

March 31, 2022	Contractual cash flows					
	Carrying amount	Total	0-12 months	1-2 years	2-5 years	More than 5 years
INR						
Non-derivative financial liabilities						
Term loans from banks	-	-	-	-	-	-
Working capital loans from banks	282.27	282.27	282.27	-	-	-
Lease Liabilities	267.57	267.57	267.57	-	-	-
Trade payables	82,698.01	82,698.01	82,698.01	-	-	-
Other current financial liabilities	26,506.66	26,506.66	26,506.66	-	-	-
Derivative financial liabilities						
Derivative contracts						
- Outflow	57.41	57.41	57.41	-	-	-
- Inflow	-	-	-	-	-	-
March 31, 2021	Contractual cash flows					
	Carrying amount	Total	0-12 months	1-2 years	2-5 years	More than 5 years
Non-derivative financial liabilities						
Term loans from banks	-	-	-	-	-	-
Working capital loans from banks	3,500.97	3,500.97	3,500.97	-	-	-
Lease Liabilities	175.77	175.77	175.77	-	-	-
Trade payables	52,922.10	52,922.10	52,922.10	-	-	-
Other current financial liabilities	27,359.22	27,359.22	27,359.22	-	-	-
Derivative financial liabilities						
Derivative contracts						
- Outflow	59.05	59.05	59.05	-	-	-
- Inflow	-	-	-	-	-	-

The gross inflows/(outflows) disclosed in the above table represent the contractual undiscounted cash flows relating to derivative financial liabilities held for risk management purposes and which are not usually closed out before contractual maturity. The disclosure shows net cash flow amounts for derivatives that are net cash-settled and gross cash inflow and outflow amounts for derivatives that have simultaneous gross cash settlement.

iv. Market risk

Market risk is the risk that changes in market prices – such as foreign exchange rates, interest rates and equity prices – will affect the Group's income or the value of its holdings of financial instruments. Market risk is attributable to all market risk sensitive financial instruments including foreign currency receivables and payables and long term debt. The Group is exposed to market risk primarily related to foreign exchange rate risk, interest rate risk and the market value of Group's investments. Thus, Group's exposure to market risk is a function of investing and borrowing activities and revenue generating and operating activities in foreign currency. The objective of market risk management is to control the financial risks associated with the Foreign Exchange/Currency rate movements through a sophisticated Foreign Exchange Risk Management System.

Currency risk

The Group is exposed to currency risk on account of its import payables and borrowings in foreign currency. The functional currency of the Group is Indian Rupee. The Group uses forward exchange contracts, Options and futures to hedge its currency risk, most with a maturity of less than one year from the reporting date.

Notes to the Consolidated Financial Statements

The Group is using derivative instruments which are not intended for trading or speculative purposes but for hedge purposes to establish the amount of reporting currency required or available at the settlement date of certain payables and receivables.

Exposure to currency risk

The currency profile of financial assets and financial liabilities was as below:

(₹ in lakhs)

Particulars	March 31, 2022 INR	March 31, 2022 USD ¹	March 31, 2022 CAD ¹	March 31, 2022 Others ¹
Financial assets				
Cash and cash equivalents	32,748.62	-	-	-
Other bank balances	863.20	-	-	-
Non-current investments	6,30,806.94	-	564.36	-
Current loans and advances	23,156.94	-	-	-
Trade and other receivables	1,01,732.60	2,448.10	-	-
Derivative assets	-	-	-	-
Other Non-Current financial assets	2,828.46	-	-	-
Other Current financial assets	1,34,299.29	-	-	-
	9,26,436.05	2,448.10	564.36	-
Financial liabilities				
Long term borrowings	-	-	-	-
Short term borrowings	282.27	-	-	-
Lease Liabilities	267.57	-	-	-
Trade and other payables	35,029.23	22,371.52	-	25,297.26
Derivative liabilities	-	57.41	-	-
Other Current financial liabilities	26,294.60	-	-	212.07
	61,873.66	22,428.93	-	25,509.33

(₹ in lakhs)

Particulars	March 31, 2021 INR	March 31, 2021 USD ¹	March 31, 2021 CAD ¹	March 31, 2021 Others ¹
Financial assets				
Cash and cash equivalents	23,498.95	-	-	-
Other bank balances	1,281.70	-	-	-
Non-current investments	4,32,087.70	-	979.00	-
Current loans and advances	21,125.40	-	-	-
Trade and other receivables	93,553.58	2,738.47	-	1,443.45
Derivative assets	-	-	-	-
Other Non-Current financial assets	2,941.57	-	-	-
Other Current financial assets	87,184.46	-	-	-
	6,61,673.36	2,738.47	979.00	1,443.45
Financial liabilities				
Long term borrowings	-	-	-	-
Short term borrowings	3,500.97	-	-	-
Lease Liabilities	175.77	-	-	-
Trade and other payables	40,998.25	11,657.02	6.39	260.44
Derivative liabilities	-	59.05	-	-
Other Current financial liabilities	27,359.22	-	-	-
	72,034.21	11,716.07	6.39	260.44

1 - The figures are in INR Equivalent of respective currency

Notes to the Consolidated Financial Statements

The following significant exchange rates have been applied during the year.

INR	Year-end spot rate	
	March 31, 2022	March 31, 2021
USD	75.81	73.50
CAD	61.10	58.82

Sensitivity analysis

A reasonably possible strengthening (weakening) of the Indian Rupee against US dollars at 31st March would have affected the measurement of financial instruments denominated in US dollars and affected equity and profit or loss by the amounts shown below. This analysis assumes that all other variables, in particular interest rates, remain constant and ignores any impact of forecast sales and purchases.

(₹ in lakhs)

Effect in INR	31 March 22		31 March 21	
	Strengthening	Weakening	Strengthening	Weakening
10% movement				
USD	1,123.51	(897.96)	220.12	204.01
CAD	56.44	(56.44)	97.90	(97.90)

42. Research & Development Expenses

(₹ in lakhs)

Particulars	Year ended 31st March, 2022	Year ended 31st March, 2021
Capital*	25.23	61.36
Recurring**	994.15	1,087.47
Total	1,019.38	1,148.83
*Capital Expenses included in PPE Note No. 5	25.23	61.36
**Recurring Expenses included in		
Note No. 33 Employee Benefit expenses	981.75	1,068.54
Note No. 35 Other expenses	12.40	18.93

43. Corporate Social Responsibility

(₹ in lakhs)

Particulars	Year ended 31st March, 2022	Year ended 31st March, 2021
a) Amount required to be spent by the company during the year	792.81	813.41
b) Amount of expenditure incurred	820.98	1,612.79
c) Shortfall at the end of the year	-	-
d) Total of previous year shortfall	-	-
e) Reason for shortfall	NA	NA
f) Nature of CSR activities	Education, Health, Safe Drinking Water, Rural Development Projects	Education, Health, Safe Drinking Water, Rural Development Projects
g) Details of related party transactions	400.00	450.65
h) Provision is made with respect to a liability incurred by entering into a contractual obligation	NA	NA

* Refer Note no 39 for Related Party Transactions.

Notes to the Consolidated Financial Statements

44. Details on derivative instruments and unhedged foreign currency exposure

- (I) (a) Forward exchange contracts and options (being derivative instruments) which are not intended for trading or speculative purposes but for hedge purposes to establish the amount of reporting currency required or available at the settlement date of certain payables and receivables.

- (i) Outstanding forward exchange contracts entered into by the Company as on 31 March, 2022

Currency	Amount (in Mn)	Buy / Sell	Cross currency
USD	5.00	Buy	Rupees
USD	(0.00)	Buy	Rupees

Note: Figures in brackets relate to the previous year

- (b) Currency Futures (other than forward exchange contracts stated above) which are not intended for trading or speculative purposes but for hedge purposes to hedge against fluctuations in changes in exchange rate.

Currency	Amount (in Mn)	Buy / Sell	Cross currency
USD	25.00	Buy	Rupees
USD	(14.00)	Buy	Rupees

Note: Figures in brackets relate to the previous year

- (II) The year-end foreign currency exposures that have not been hedged by a derivative instrument or otherwise, represented in equivalent USD: USD 8.39 Mn (As at March 31, 2021: USD 0.06 Mn)

45. Leases

- (i) The Group has taken various warehouses, godowns, guesthouses and office premises under operating lease or rental agreements. Accordingly, the Group has not restated comparative information and recognized right-of-use assets at an amount equal to the lease liability. Refer Note 5(ii) for details of right-of-use assets and Note 26 for details of Lease Liability. Interest on lease liability Rs 30.91 Lakhs in FY 2021-22 (Rs 29.73 Lakhs in FY 2020-21) has been included in Finance Costs and depreciation on right-of-use assets has been included in Depreciation and amortization expense for the year.
- (ii) Rent income includes lease rentals received towards office premises and land leased out for gas station. Such operating lease is generally for a period of three to four years. There are no restrictions imposed by lease arrangements.

46. Ind As 115 : Revenue from Contracts with Customers

The Group generates revenue primarily from manufacturing of Fertilizers and Chemical Products. The Group has recognised revenue by satisfying its performance obligations at a point of time basis. The revenue from contracts with customers to the amounts disclosed as total revenue are as under:

(₹ in lakhs)

Particulars	Year end 31st March, 2022	Year end 31st March, 2021
Revenue from Contract with Customers	5,82,230.30	5,48,647.50
Revenue from Subsidy from Government	3,26,033.42	2,14,758.64
Total Revenue	9,08,263.72	7,63,406.14

Notes to the Consolidated Financial Statements

The disaggregation of Total Revenue is as under:

(A) Revenue from Contract with Customers – Segment-wise (₹ in lakhs)

Particulars	Year end 31st March, 2022	Year end 31st March, 2021
Fertilizer Products	6,14,988.63	5,86,343.05
Industrial Products	2,93,275.09	1,77,063.09
Total Revenue	9,08,263.72	7,63,406.14

(B) Revenue from Contract with Customers – Activity-wise (₹ in lakhs)

Particulars	Year end 31st March, 2022	Year end 31st March, 2021
Revenue generated from Manufacturing Activity	8,01,328.92	6,38,026.15
Revenue generated from Trading Activity	1,06,382.52	1,24,674.17
Revenue generated from Sale of Service	552.29	705.82
Total Revenue	9,08,263.72	7,63,406.14

(C) Contract Liability: (₹ in lakhs)

Particulars	Year end 31st March, 2022	Year end 31st March, 2021
Opening Balance of Contract Liability	3,194.06	1,737.60
Revenue Recognised from the opening balance of contract liability	3,194.06	1,737.60
Current year Contract liability - Carried Forward	1,572.51	3,194.06
Closing Balance of Contract Liability	1,572.51	3,194.06

The nature of services and its disclosure of timing of satisfaction of performance obligation is mentioned in para 3.1 of Note No 3. There are no contract assets in the Balance Sheet. Contract Liabilities in the Balance Sheet constitutes advances from customers. The Company expects to recognise such revenue in the next financial year. There were no significant changes in contract liabilities during the reporting period except amount as mentioned in the table and explanation given above. Under the payment terms generally applicable to the Company's revenue generating activities, prepayments are received only to a limited extent. Typically, payment is due upon or after completion of delivery of the goods.

47. Disclosure as per regulation 34(3) and 53(f) of Securities and Exchange Board of India (listing obligations and disclosures requirements) regulations, 2015:

Loans & Advances in the nature of loans to subsidiaries is ₹ Nil (PY: ₹ Nil)

Notes to the Consolidated Financial Statements

48. Details of Struck-off companies

Name of Struck off company	Nature of transactions with Struck-off Company	Balance Outstanding as at March 2022 (₹ Lakhs)	Relationship with the Struck off company, if any, to be disclosed	Balance Outstanding as at March 2021 (₹ Lakhs)	Relationship with the Struck off company, if any, to be disclosed
	Investment in Securities	NA	NA	NA	NA
OM TRADING COMPANY PRIVATE LIMITED,	Receivables	2.29	NA	2.29	NA
CLICKFORSTEEL SERVICES LIMITED		3.51	NA	3.51	NA
HP ENTERPRISES PRIVATE LIMITED,		0.67	NA	0.67	NA
RTC AGRI SERVICES PRIVATE LIMITED	Payables	0.28	NA	0.28	NA
	Shares held by Struck off Company	NA	NA	NA	NA
	Other outstanding balances (to be specified)	NA	NA	NA	NA

49. Other Matters

- (i) With respect to Fibre Unit and Polymer Unit, the Net Realizable Value is higher compared to its carrying value as on March 31, 2022.
- (ii) Previous year figures are regrouped / reclassified wherever required in order to make it comparable in line with the amendments in Schedule III, Division II to the Companies Act, 2013 effective from 1st April, 2021
- (iii) Balances of Sundry Creditors, Sundry Debtors, Loans & advances, etc. are subject to confirmation and reconciliation.
- (iv) The Group evaluates events and transactions that occur subsequent to the balance sheet date but prior to the financial statements to determine the necessity for recognition and / or reporting of any of these events and transactions in the financial statements. As of 26th May, 2022 there were no subsequent events to be recognized or reported that are not already disclosed.

Notes to the Consolidated Financial Statements

50. Interest in other entities

a) Subsidiaries

The Company's subsidiaries at 31 March 2022 are set out below. They have share capital consisting solely of equity shares that are held directly by the Company, and the proportion of ownership interests held equals the voting rights held by the Company. The country of incorporation or registration is also their principal place of business.

Name of Entity	Place of business	% of ownership interest		Principal activities
		31 March 2022	31 March 2021	
GSFC Agrotech Limited (GATL)	India	100.00%	100.00%	Trading of Agro inputs
Gujarat Port & Logistics Company Ltd.	India	60.00%	60.00%	Providing Port & Logistics related Service
Vadodara Jalsanchay Pvt. Ltd.	India	60.00%	60.00%	Treatment and supply of waste water

b) Associates

Set out below are the associates of the Company as at 31 March 2022 which, in the opinion of the directors, are material to the Company. The entities listed below have share capital consisting solely of equity shares, which are held directly by the Company. The country of incorporation or registration is also their principal place of business, and the proportion of ownership interest is the same as the proportion of voting rights held.

(₹ in Lakhs)

Name of Entity	Place of business	% of ownership interest	Relationship	Accounting method	Carrying Amount		Quoted fair values	
					31st March, 2022	31st March, 2021	31st March, 2022	31st March, 2021
Vadodara Enviro Channel Limited (note 1)	India	28.57%	Associate	Equity Method	44.02	147.94	*	*
Gujarat Green Revolution Company Limited (note 2)	India	46.87%	Associate	Equity Method	9,268.19	8,589.46	*	*
Karnalyte Resources Inc (note 3)	Canada	38.73%	Associate	Equity Method	564.36	979.00	9,082.18	2,113.76
Total equity accounted investments					9,876.57	9,716.40	9,082.18	2,113.76

* Unlisted entity - no quoted price available

- Vadodara Enviro Channel Limited was formed to administer the safe disposal of treated wastewater through Effluent Channel Project.
- Gujarat Green Revolution Company Limited (GGRCL) is appointed as a nodal agency by Government of Gujarat, for passing on the subsidy received from the State and the Central Government for installation of Micro Irrigation System (MIS) to farmers in the State of Gujarat.
- Karnalyte Resources Inc is engaged in development of its property and planned construction of a production facility and development of a potash mine.

Notes to the Consolidated Financial Statements

Commitments and contingent liabilities in respect of associates

(₹ in Lakhs)

Particulars	31 March 2022	31 March 2021
Contingent liabilities - associates	6,661.00	3,891.05

Summarised financial information for associate

The tables below provide summarised financial information for those associates that are material to the Company. The information disclosed reflects the amounts presented in the financial statements of the relevant associates and not the Company's share of those amounts. They have been amended to reflect adjustments made by the entity when using the equity method, including fair value adjustments made at the time of acquisition and modifications for differences in accounting policies.

(₹ in Lakhs)

Particulars	31 March 2022			31 March 2021		
	KRI	VECL	GGRCL	KRI	VECL	GGRCL
Total current assets	1181.67	2,855.85	58,930.93	2456.91	3,122.34	60,813.68
Total non-current assets	3600.01	1,957.30	1,176.43	3489.79	3,117.94	1,118.08
Total current liabilities	564.56	667.22	40,320.20	652.31	704.47	43,573.92
Total non-current liabilities	943.38	423.97	64.47	964.06	1,027.72	56.52
Adjustment-Member Capital Contribution & Capital Reserve	-	3,988.82	-	-	3,904.57	-
Net Assets	3,273.74	(266.86)	19,722.69	4,330.33	603.53	18,301.31

Reconciliation to carrying amounts

(₹ in Lakhs)

Particulars	31 March 2022			31 March 2021		
	KRI	VECL	GGRCL	KRI	VECL	GGRCL
Net assets	3,273.74	(266.86)	19,722.69	4,330.33	603.53	18,301.31
Company's Share in %	38.73%	28.57%	46.87%	38.73%	28.57%	46.87%
Company's Share in ₹ lakh	1,267.94	(76.24)	9,244.30	1,677.16	172.43	8,578.08
Goodwill/Capital Reserve						
Adjustment	(703.58)	120.26	23.89	(698.16)	(24.49)	11.38
Carrying amount	564.36	44.02	9,268.19	979.00	147.94	8,589.46

Summarised statement of profit and loss

(₹ in Lakhs)

Particulars	31 March 2022			31 March 2021		
	KRI	VECL	GGRCL	KRI	VECL	GGRCL
Revenue	-	1,597.86	414.80	-	1,368.57	930.93
Profit for the year	(1,190.80)	(94.76)	1,440.81	(1,817.18)	(87.32)	1,680.66
Other comprehensive income	-	-	(0.31)	-	-	(1.90)
Total comprehensive income	(1,190.80)	(94.76)	1,440.50	(1,817.18)	(87.32)	1,678.76
Dividend received	-	-	12.50	-	-	12.50

Notes to the Consolidated Financial Statements

51. ADDITIONAL INFORMATION REQUIRED BY SCHEDULE III

(₹ in Lakhs)

Name of the entity in the group	Net assets (total assets minus total liabilities)		Share in profit or (loss)		Share in other comprehensive income		Share in total comprehensive income	
	As % of consolidated net assets	Amount	As % of consolidated net profit/ (loss)	Amount	As % of consolidated OCI	Amount	As % of consolidated TCI	Amount
Parent								
Gujarat State Fertilizers and Chemicals Limited								
31 March 2022	98.64%	11,61,163.38	98.97%	88,936.75	100.00%	1,72,132.13	99.66%	2,61,068.88
31 March 2021	98.35%	9,08,761.69	97.45%	43,869.04	100.00%	1,97,644.76	99.53%	2,41,509.42
Subsidiaries								
Indian								
GSFC Agrotech Limited								
31 March 2022	0.52%	6,105.85	0.85%	764.79	0.00%	-23.69	0.28%	741.10
31 March 2021	0.59%	5,464.76	2.40%	1,079.68	0.00%	-	0.44%	1,079.68
Gujarat Arogya Seva Pvt. Ltd.								
31 March 2022	0.00%	-	0.00%	-	0.00%	-	0.00%	-
31 March 2021	0.00%	(0.69)	0.00%	1.41	0.00%	-	0.00%	1.41
Vadodara Jal Sanchay Private Limited								
31 March 2022	0.01%	118.84	0.00%	1.56	0.00%	-	0.00%	1.56
31 March 2021	0.01%	117.28	-0.01%	(2.72)	0.00%	-	0.00%	(2.72)
Gujarat Port and Logistics Company Limited								
31 March 2022	0.01%	112.48	-0.01%	(5.76)	0.00%	-	0.00%	(5.76)
31 March 2021	0.01%	118.24	0.00%	(1.76)	0.00%	-	0.00%	(1.76)
Non Controlling Interest in above subsidiaries								
31 March 2022	-0.01%	(154.22)	0.00%	2.79	0.00%	-	0.00%	2.79
31 March 2021	-0.02%	(157.72)	-0.01%	2.29	0.00%	-	0.00%	(2.29)
Associates (Investments as per the equity method)								
Indian								
Vadodara Enviro Channel Limited								
31 March 2022	0.00%	44.02	-0.12%	(103.93)	0.00%	-	-0.04%	(103.93)
31 March 2021	0.02%	147.94	-0.04%	(18.86)	0.00%	-	-0.01%	(18.86)
Gujarat Green Revolution Company Limited								
31 March 2022	0.79%	9,268.19	0.76%	678.87	0.00%	-0.15	0.26%	678.72
31 March 2021	0.93%	8,589.46	1.75%	787.75	0.00%	-0.89	0.32%	786.86
Foreign								
Karnalyte Resources Inc.								
31 March 2022	0.05%	564.36	-0.46%	(414.65)	0.00%	-	-0.16%	(414.65)
31 March 2021	0.11%	979.00	-1.56%	(703.81)	0.00%	-	-0.29%	(703.81)
Total								
31 March 2022	100.00%	11,77,222.89	100.00%	89,860.43	100.00%	1,72,108.29	100.00%	2,61,968.72
31 March 2021	100.00%	9,24,019.97	100.00%	45,013.03	100.00%	1,97,643.87	100.00%	2,42,656.90

Signatures to Notes 1 to 51 forming the part of the Financial Statements.

In terms of our report attached

For **T R Chadha & Co LLP**
Chartered Accountants
Firm Registration No: 006711N / N500028

Brijesh Thakkar
Partner
Membership No: 135556

Gandhinagar
26th May, 2022

Mukesh Puri
Managing Director

V. D. Nanavaty
ED (Finance) & CFO

Tapan Ray
Director

V. V. Vachhrajani
Company Secretary

ANNEXURE “A” TO THE CONSOLIDATED FINANCIAL STATEMENT

Form AOC-I

(Pursuant to first proviso to sub-section (3) of section 129 read with rule 5 of Companies (Accounts) Rules, 2014)

Statement containing salient features of the financial statement of subsidiaries/associate companies/joint ventures

Part “A” : Subsidiaries

(Information in respect of each subsidiary to be presented with amounts in ₹)

		Amount in ₹
1	Serial No.	1
2	Name of the subsidiary	GSFC Agrotech Limited
3	Reporting period for the subsidiary concerned, if different from the holding company's reporting period	Not Applicable
4	Reporting currency and Exchange rate as on the last date of the relevant Financial year in the case of foreign subsidiaries.	Not Applicable
5	Share capital (as on 31.03.2022)	200,000,000
6	Reserves & surplus (as on 31.03.2022)	41,05,84,967
7	Total assets (as on 31.03.2022)	1,34,23,49,266
8	Total Liabilities (as on 31.03.2022)	73,17,64,299
9	Investments (as on 31.03.2022)	-
10	Turnover (FY 2021-22)	4,73,23,21,582
11	Profit before taxation (FY 2021-22)	10,29,92,727
12	Provision for taxation (FY 2021-22)	2,65,13,796
13	Profit after taxation (FY 2021-22)	7,64,78,932
14	Proposed Dividend (FY 2021-22)	Not available
15	% of shareholding (as on 31.03.2022)	100% (with nominees)

Notes: The following information shall be furnished at the end of the statement:

1	Names of subsidiaries which are yet to commence operations	1) Vadodara Jal Sanchay Private Limited 2) Gujarat Port and Logistics Company Limited
2	Names of subsidiaries which have been liquidated or sold during the year.	Gujarat Arogya Seva Pvt. Ltd.

In terms of our report attached

For **T R Chadha & Co LLP**
Chartered Accountants
Firm Registration No: 006711N / N500028

Brijesh Thakkar
Partner
Membership No: 135556

Gandhinagar
26th May, 2022

Mukesh Puri
Managing Director

V. D. Nanavaty
ED (Finance) & CFO

Tapan Ray
Director

V. V. Vachhrajani
Company Secretary

ANNEXURE “A” TO THE CONSOLIDATED FINANCIAL STATEMENT (Contd.)

Part “B”: Associates and Joint Ventures

Statement pursuant to Section 129 (3) of the Companies Act, 2013 related to Associate Companies and Joint Ventures

	Name of Associates	Gujarat Green Revolution Limited	Vadodara Enviro Channel Limited	Gujarat Data Electronics Limited	Karnalyte Resources Inc.
1	Latest audited Balance Sheet Date	31st March, 2021	31st March, 2021	Not available	31st December, 2021
2	Shares of Associates held by the company on the year end				
	No.	12,50,000	14,302	1,15,000	1,63,34,558
	Amount of Investment in Associates (₹)	1,25,00,000	20	11,50,000	2,47,06,38,160
	Extend of Holding %	46.87%	28.57%	23.00%	38.73%
3	Description of how there is significant influence	Holding more than 20% of the total capital	Holding more than 20% of the total capital	Holding more than 20% of the total capital	Holding more than 20% of the total capital
4	Reason why the associate is not consolidated	Not Applicable	Not Applicable	Financial statements are not available and 100% provision for diminution in value of investment has been accounted in the books of GSFC Ltd.	Not Applicable
5	(i) Networth attributable to Shareholding as per latest audited Balance Sheet	85,81,62,469	(49,17,022)	Not available	13,15,78,915
	(ii) Networth attributable to Shareholding as per unaudited Balance sheet as on 31/03/2022 (₹)	92,44,30,465	(76,24,386)	Not available	12,67,93,734
6	Unaudited Profit / Loss for the FY 2021-22 (₹)	14,40,81,000	(94,75,772)	Not available	(11,90,80,390)
	i. Considered in Consolidation (₹)	14,40,81,000	(94,75,772)	Not available	(11,90,80,390)
	ii. Not Considered in Consolidation (₹)	-	-	Not available	-

1. Names of associates or joint ventures which are yet to commence operations.	None
2. Names of associates or joint ventures which have been liquidated or sold during the year.	None

In terms of our report attached

For **T R Chadha & Co LLP**
Chartered Accountants
Firm Registration No: 006711N / N500028

Brijesh Thakkar
Partner
Membership No: 135556

Gandhinagar
26th May, 2022

Mukesh Puri
Managing Director

V. D. Nanavaty
ED (Finance) & CFO

Tapan Ray
Director

V. V. Vachhrajani
Company Secretary



National Pride Flies High

To mark the 76th Independence Day celebration, GSFC MD Shri Mukesh Puri, IAS hoisted a 100 feet high-mast National Flag installed in front of the Corporate Building at Vadodara. Senior executives, officers and union members witnessed the memorable event charged with patriotic fervour. The installation of the mast was completed in a record time of 40 days. The flag is visible from the NH-48 flyovers passing in front of the GSFC campus. The Indian National Flag represents the hopes and aspirations of the people of our country and will be a patriotic and positive symbol on the company premises.





Generating Original Ideas

The R&D department at GSFC is always abuzz with activities aimed at finding new and innovative ways for not only product development but also enhanced benefits for society. From industrial products, fortified fertilizers, and improving agricultural output to manufacturing plant maintenance and corrosion monitoring of cooling water, our R&D works in a varied and vigorous manner.

Benefits from our R&D

Organic fertilizers are produced using sources available in nature. An appropriate combination of chemical and organic fertilizers is necessary for good soil health. Considering future needs, an In-house process for FCO grade organic fertilizer, Phosphate Rich Organic Manure (PROM) is developed. This product can be used for all crops at all stages. Large-scale production of PROM is already initiated.

To address urban agriculture using organic fertilizer, a Seaweed based Organic Liquid fertilizer is developed and included in the product basket under the brand name "Urban Sardar Liquid". This product can be used for all kinds of indoor/outdoor plants like flowering, fruits, vegetable plants & Kitchen gardening.

A process has been developed at lab scale and successfully scaled up at pilot scale for producing FCO grade Calcium Nitrate Suspension. It is widely accepted in liquid fertilizers for foliar application to enhance the strength and flowering of plants. The process is ready for large-scale production.

A process optimized for producing Melamine Cyanurate, a derivative of melamine widely used as raw material for producing fire retardant appliances. The product is under market seeding.

Planning a Bright Future

Potash Mobilizing Bacteria: A bio-fertilizer in granular form. This product contains bacteria that convert Potassium present in the soil to plant available form in the most cost-effective manner with sustainable productivity & improved soil health.

Other future plans: To develop a process for producing alternative derivatives of oximes, widely used in the paint & liquor industries. To develop Granular biofertilizers for urban farming with multipurpose applications like flowering, fruits, vegetable plants, Kitchen gardening & indoor plants. To develop new grades of organic fertilizers & bio-fertilizers. To develop a process for new derivatives of Melamine for use in industrial applications

Technology Absorption, Adoption, and Innovation

Two patents have been granted to GSFC for the innovative research and new processes developed: A process for preparation of Ammonium Sulphate granules and process for preparing granulated Phosphogypsum fertilizer composition.

Commissioning of the plant is under progress for bulk production of Phosphogypsum Granules. Bulk production of PROM has been initiated via toll manufacturing. Large-scale production of Urban Sardar liquid has been started at Liquid Biofertilizer Unit, Fertilizernagar, Vadodara.





Celebrating the **Big 60**

The founding fathers were visionaries who dreamt big for GSFC and today we have completed sixty years and are still marching ahead. The unwavering spirit and fervour with which all our stakeholders have soldiered through for the success of GSFC is commendable. In an attempt to laud the human assets of the company, various initiatives and activities were undertaken involving the employees and their families to celebrate the big 60 of GSFC. Our 60 years' logo and tagline are the creations of in-house talent which exemplifies their love for the company. We

believe in providing opportunities for our internal stakeholders to flourish along with us. From an online talent showcasing competition to giving a theatrical outlet to our stars within, from celebrating with gifts and chocolates to giving our retired family a tour to reminiscence their time with us, from bringing forth their talent on the stage to rewarding their efforts, the celebration of 60 years of growth and prosperity is an endeavour to include all our employees along with their family members.





GUJARAT STATE FERTILIZERS & CHEMICALS LIMITED

Fertilizernagar - 391 750, Vadodara, Gujarat, India.

Follow Us on      www.gsfclimited.com