



Dhanlaxmi FABRICS LTD.

Corporate Office : 401/402, Kailash Corporate Lounge, Veer Savarkar Marg, Park Site, Vikhroli (West) Mumbai - 400 079.
Phone : 022-25181103 / 25181102 • CIN No. : L17120MH1992PLC068861

Date: 13-11-2021

To,
The Bombay Stock Exchange Ltd
Corporate Relationship Dept,
1st Floor, New Trading Ring,
Rotunda Building, P. J. Towers,
Dalal Street, Fort, Mumbai - 400 001

Ref: BSE Scrip Code: 521151
Sub: Outcome of Board Meeting

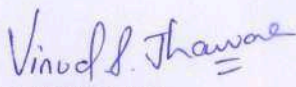
Dear Sir/Madam,

This is to inform that the Meeting of the Board of Directors of the Company was held, today, on **13th November, Saturday**, at 401, Kailash Corporate Lounge, Opp Kailash Business Park, Vikroli (West), - 400079 at **04.30 p.m.** and concluded **06.10 p.m.** The Board discussed and approved as follows.

1. Unaudited Standalone and Consolidated Financial Results for the quarter & half year ended 30th September, 2021 along with Limited Review Report thereon.
2. Took note on Compliances on Listing Obligation & Disclosure Requirements Regulation, 2015 for the quarter and half year ended 30th September, 2021.
3. Approved & Adopted Annexure to the Cost Audit Report Financial year ended 30.03.2021.
4. Re-appointment of Sunil Bangar & Associates, Chartered Accountants, as an internal auditor of the Company.
5. Authorized various Personnel for Operational matters Fabrics Process, Yarn Process and Fabric Division.

Kindly acknowledge the Receipt.


Thanking You
Yours Faithfully
For Dhanlaxmi Fabrics Limited


Vinod S. Jhawar
Managing Director
DIN: 00002903




Encl:

1. Standalone and Consolidated UFR as on 30.09.2021
2. Limited Review Certificate thereon.
3. Brief Profile of an Internal Auditor.



Dhanlaxmi Fabrics Ltd.



CIN : L17120MH1992PLC068861

Manpada Road, Bhopar village, Dombivli -E Dist Thane- 421204


Statement of Un-Audited Standalone Financial Results for the Quarter and Six Months ended on September 30, 2021

(Rs. In Lacs)

Sr. No.	PARTICULAR	Quarter ended on			Six months ended on		Year ended on
		30-09-21	30-06-21	30-09-20	30-09-21	30-09-20	31-03-21
		Un-Audited	Un-Audited	Un-Audited	Un-Audited	Un-Audited	Audited
I	Income						
	(a) Revenue from Operations	1582.40	1191.11	977.86	2773.51	1163.43	4335.14
	(b) Other Income	9.05	5.68	7.51	14.73	27.47	46.00
	Total Revenue	1591.45	1196.79	985.37	2788.24	1190.90	4381.14
II	Expenses:						
	(a) Cost of Materials Consumed	651.41	550.77	225.06	1202.18	303.32	1441.99
	(b) Purchase of stock in Trade	106.45	170.40	89.44	276.85	89.44	447.92
	(c) Changes in Inventories of Finish Goods, work in Progress and Stock in trade	115.12	(168.35)	136.89	(53.23)	123.19	223.52
	(e) Employee benefits expenses	214.59	181.14	155.16	395.73	208.79	644.07
	(f) Finance Cost	21.32	14.72	17.55	36.04	45.85	89.17
	(g) Depreciation and Amortisation expenses	76.75	76.75	70.00	153.50	150.00	326.39
	(h) Other Expenses	405.50	398.52	308.56	804.02	397.14	1218.03
	Total Expenses	1591.14	1223.95	1002.66	2815.09	1317.73	4391.09
III	Profit before exceptional Items & taxes (I-II)	0.31	(27.16)	(17.29)	(26.85)	(126.83)	(9.95)
IV	Exceptional Items	(10.27)	70.02	0.00	59.75	0.00	50.98
V	Profit/ (Loss) before Tax (III+IV)	(9.96)	42.86	(17.29)	32.90	(126.83)	41.03
VI	Tax expenses						
	Current Tax	7.68	20.99	0.00	28.67	0.00	29.50
	Defered Tax	(10.15)	(10.15)	(8.00)	(20.30)	(16.00)	(35.40)
VII	Profit for the Period (V-VI)	(7.49)	32.02	(9.29)	24.53	(110.83)	46.93
VIII	Other Comprehensive Income						
	A. (i) Items that will not be reclassified to Profit or Loss	0.00	0.00	0.00	0.00	0.00	0.00
	(ii) Income tax relating to items that will not be reclassified to Profit or Loss	0.00	0.00	0.00	0.00	0.00	0.00
	B. (i) Items that will not be reclassified to Profit or Loss	0.00	0.00	0.00	0.00	0.00	0.00
	(ii) Income tax relating to items that will not be reclassified to Profit or Loss	0.00	0.00	0.00	0.00	0.00	0.00
	Total Other Comprehensive Income	0.00	0.00	0.00	0.00	0.00	0.00
IX	Total Comprehensive Income for the period (VII+VIII)	(7.49)	32.02	(9.29)	24.53	(110.83)	46.93
	Paid-up equity share capital (face value of Rs. 10/each full paid)	858.11	858.11	858.11	858.11	858.11	858.11
	Earning per share (EPS) (face value of Rs. 10/- each) Basic / Diluted EPS	(0.09)	0.37	(0.11)	0.29	(1.29)	0.55

2 Segment wise Revenue, results, and assets and liabilities							
Sr. No.	PARTICULAR	Quarter ended on			Six months ended on		Year ended on
		30-09-21	30-06-21	30-09-20	30-09-21	30-09-20	31-03-21
		Un-Audited	Un-Audited	Un-Audited	Un-Audited	Un-Audited	Audited
1	Segment Revenue						
	Net Sales/ Income						
	Textile Division	1591.45	1196.79	985.37	2788.24	1185.82	4376.06
	Real Estate Division	0.00	0.00	0.00	0.00	5.08	173.08
	Total	1591.45	1196.79	985.37	2788.24	1190.90	4549.14
2	Segment Result						
	Profit before Tax						
	Textile Division	(9.96)	42.86	(17.29)	32.90	(131.91)	(54.19)
	Real Estate Division	0.00	0.00	0.00	0.00	5.08	95.22
	Total	(9.96)	42.86	(17.29)	32.90	(126.83)	41.03
3	Capital Employed						
	Textile Division	4930.16	4937.65	5167.32	4930.16	5167.32	4905.63
	Real Estate Division	300.77	300.77	210.63	300.77	210.63	300.77
	Total	5230.93	5238.42	5377.95	5230.93	5377.95	5206.40

- Notes**
- The above financial results of the Company were reviewed by the Audit Committee and approved by the Board of Directors at their meeting held on 13th November, 2021.
 - These Financial Results have been prepared in accordance with Indian Accounting Standards (IND-AS) as prescribed under section 133 of Companies Act 2013 read with Rule 3 of the Companies (Indian Accounting Standards) Rules 2015 and relevant amendment thereafter
 - The Limited Review of the above result for the quarter and Six Month ended on 30th September 2021 has been carried out by the Auditor in accordance with Regulation 33 of the SEBI's (LODR), Regulation, 2015
 - The Exceptional Items of Current Quarter comprises of Bad Debts Written off amounting to Rs 10.27 Lacs
 - The activities of the company relate to two Segment i.e. Textile, and Real estate division.
 - The figures of September quarter are the balancing figures between half yearly figures in respect of the full six month and published first quarter of current financial year.
 - Previous period figures have been regrouped and reclassified, where necessary, to make them comparable with current period figures.



Place : Mumbai
Date : 13th November 2021

For and on behalf of the Board of Directors of
Dhanlaxmi Fabrics Limited


Vinod S. Jhawar
Vinod S Jhawar
Managing Director
DIN: 00002903

DHANLAXMI FABRICS LIMITED

Unaudited Standalone Balance Sheet as at 30th Sept 2021

(Rs. In lakhs)

	Particulars	As at 30th Sept 2021 (Un-Audited)	As at 31st March 2021 (Audited)
B	ASSETS		
1	Non-current assets		
a.	Property, plant and equipment	1,802.78	1,953.65
b.	Capital work-in-progress	1,048.60	1,048.60
c.	Financial Assets		
i)	Investments	67.08	67.08
ii)	Loans	297.39	261.43
iii)	Other financial assets	-	-
d.	Other tax assets (Net)	352.80	320.04
e.	Other non - current assets	352.02	351.42
f.	Deferred tax Asset	-	-
	Total Non - Current Assets (A)	3,920.67	4,002.22
2	Current assets		
a.	Inventories	1,031.67	978.44
b.	Financial Assets		
i)	Trade receivables	1,219.68	1,141.98
ii)	Cash and cash equivalents	8.50	7.85
c.	Current Tax Assets(Net)	19.58	14.56
d.	Other Current Assets	705.82	535.20
	Total Current Assets (B)	2,985.25	2,678.03
	TOTAL ASSETS (A+B)	6,905.92	6,680.25
A	EQUITY AND LIABILITIES		
1	EQUITY		
a.	Equity Share capital	858.11	858.11
b.	Other Equity	4,372.82	4,348.29
	Total Equity (A)	5,230.93	5,206.40
2	LIABILITIES		
	Non-current liabilities		
a.	Financial Liabilities		
i)	Long-term borrowings	218.78	222.67
ii)	Other Financial Liabilities		
b.	Deferred tax liabilities (net)	98.67	118.97
c.	Other long-term liabilities	9.96	4.19
d.	Long-term provisions	-	-
e.	Other tax Liabilities (net)	-	-
	Total Non Current Liabilities (B)	327.41	345.83
	Current liabilities		
a.	Financial Liabilities		
i)	Short-term borrowings	827.39	458.82
ii)	Trade payables	385.48	562.85
iii)	Other Financial Liabilities	-	-
b.	Other current liabilities	39.34	39.46
c.	Short-term provisions	95.37	66.89
d.	Current Tax Liabilities(Net)	-	-
	Total Current Liabilities (C)	1,347.58	1,128.02
	TOTAL EQUITY AND LIABILITIES (A+B+C)	6,905.92	6,680.25
			#



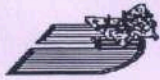
DHANLAXMI FABRICS LIMITED

Unaudited Standalone Cash Flow Statement for the Six Months ended 30 September 2021


(Rs. In lakhs)

Particulars	For Six Month ended on 30/09/2021 (Un-Audited)		For Six Months ended on 30/09/2020 (Un-Audited)	
A. Cash flow from operating activities		32.90		(126.83)
Net Profit / (Loss) before extraordinary items and tax				
<i>Adjustments for:</i>				
Depreciation and amortisation	153.50		150.00	
Bad Debts Written off	-		-	
(Profit) (-) Loss (+) on sale / write off of assets	-		-	
Finance cost	36.04		45.85	
Interest income	(6.40)		(8.47)	
Dividend Received	-		-	
Rental Income from Investment Property	(4.76)		(14.88)	
Operating profit / (loss) before working capital changes		211.28		45.67
<i>Changes in working capital:</i>				
<i>Adjustments for (increase) / decrease in operating assets:</i>				
Inventories (increase / decrease)	(53.24)		123.19	
Trade and othe receivables	(77.70)		348.88	
Other current assets	(175.64)		(24.56)	
Other Current Liabilities	28.35		120.68	
Trade and other Payables	(177.36)		(281.10)	
Change in Other Non -Current Assets	(32.75)		0.00	
Change in Other Non-Current Liabilities	-		(0.21)	
Change in Capital Work in Progress	-			
Cash generated from operations		(488.34)		286.88
		(277.06)		332.55
Net income tax (paid) / refunds		28.67		-
Net cash flow from / (used in) operating activities (A)		(305.73)		332.55
B. Cash flow from investing activities				
Purchase of fixed assets	(2.63)		-	
Sale of fixed assets	0.00		0.00	
Rental income from investment properties	4.76		14.88	
Long Term Advances	(36.56)		(34.36)	
Other Long term Liabilities	5.77		(12.60)	
Interest on TUF Subsidy & TED Refund	-		-	
Dividend Received	-		-	
Net cash flow from / (used in) investing activities (B)		(28.66)		(32.07)
C. Cash flow from financing activities				
Proceeds from Long Term Loans	-		140.00	
Repayment of long-term borrowings	(3.89)		-	
Net increase / (decrease) in working capital borrowings	368.57		(403.59)	
Interest received	6.40		8.47	
Interest Paid	(36.04)		(45.85)	
Net cash flow from / (used in) financing activities (C)		335.04		(300.97)
Net increase / (decrease) in Cash and cash equivalents (A+B+C)		0.65		(0.49)
Cash and cash equivalents at the beginning of the year		7.85		3.59
Cash and cash equivalents at the end of the year		8.50		3.10





Dhanlaxmi Fabrics Ltd.



CIN : L17120MH1992PLC068861

Manpada Road, Bhopar village, Dombivli -E Dist Thane- 421204

Statement of Un-Audited Consolidated Financial Results for the Quarter and Six Months ended on September 30, 2021

(Rs. In Lacs)

Sr. No.	PARTICULAR	Quarter ended on			Six months ended on		Year ended on
		30-09-21	30-06-21	30-09-20	30-09-21	30-09-20	31-03-21
		Un-Audited	Un-Audited	Un-Audited	Un-Audited	Un-Audited	Audited
I	Income						
	(a) Revenue from Operations	1660.93	1302.99	1043.72	2963.92	1243.64	4643.00
	(b) Other Income	19.58	14.51	16.41	34.09	42.23	114.79
	Total Revenue	1680.51	1317.50	1060.13	2998.01	1285.87	4757.79
II	Expenses:						
	(a) Cost of Materials Consumed	651.41	550.77	225.07	1202.18	303.33	1441.99
	(b) Purchase of stock in Trade	115.65	280.90	135.05	396.55	156.67	650.40
	(c) Changes in Inventories of Finish Goods, work in Progress and Stock in trade	109.06	(182.47)	124.95	(73.41)	113.02	225.69
	(e) Employee benefits expenses	221.73	187.77	159.07	409.50	214.35	659.01
	(f) Finance Cost	21.33	14.72	19.73	36.05	48.04	91.31
	(g) Depreciation and Amortisation expenses	78.94	78.97	72.71	157.91	155.43	337.27
	(h) other Expenses	463.56	400.29	310.55	863.85	400.58	1313.92
	Total Expenses	1661.68	1330.95	1047.12	2992.63	1391.41	4719.59
III	Profit before exceptional Items & taxes (I-II)	18.83	(13.45)	13.01	5.38	(105.54)	38.20
IV	Exceptional Items	(10.27)	70.02	(16.53)	59.75	(16.53)	34.45
V	Profit/ (Loss) before Tax (III+IV)	8.56	56.57	(3.52)	65.13	(122.07)	72.65
VI	Tax expenses						
	Current Tax	10.21	24.09	0.61	34.30	1.00	35.50
	Deferred Tax	(10.15)	(10.15)	(8.00)	(20.30)	(16.00)	(38.26)
VII	Profit for the Period (V-VI)	8.50	42.63	3.87	51.13	(107.07)	75.41
VIII	Other Comprehensive income						
	A. (i) Items that will not be reclassified to Profit or Loss	0.00	0.00	0.00	0.00	0.00	0.00
	(ii) Income tax relating to items that will not be reclassified to Profit or Loss	0.00	0.00	0.00	0.00	0.00	0.00
	B. (i) Items that will not be reclassified to Profit or Loss	0.00	0.00	0.00	0.00	0.00	0.00
	(ii) Income tax relating to items that will not be reclassified to Profit or Loss	0.00	0.00	0.00	0.00	0.00	0.00
	Total Other Comprehensive Income	0.00	0.00	0.00	0.00	0.00	0.00
IX	Total Comprehensive Income for the period (VII+VIII)	8.50	42.63	3.87	51.13	(107.07)	75.41
	Paid-up equity share capital (face value of Rs. 10/- each full paid)	858.11	858.11	858.11	858.11	858.11	858.11
	Earning per share (EPS) (face value of Rs. 10/- each) Basic / Diluted EPS	0.10	0.50	0.05	0.60	(1.25)	0.88

Part 2 Segment wise Revenue, results, and assets and liabilities

Sr. No.	PARTICULAR	Quarter ended on			Six months ended on		Year ended on
		30-09-21	30-06-21	30-09-20	30-09-21	30-09-20	31-03-21
		Un-Audited	Un-Audited	Un-Audited	Un-Audited	Un-Audited	Audited
1	Segment Revenue						
	Net Sales/ Income						
	Textile Division	1680.51	1317.50	1060.13	2998.01	1280.79	4752.71
	Real Estate Division	0.00	0.00	0.00	0.00	5.08	173.08
	Total	1680.51	1317.50	1060.13	2998.01	1285.87	4925.79
2	Segment Result						
	Profit before Tax						
	Textile Division	8.56	56.57	(3.52)	65.13	(127.15)	(23.31)
	Real Estate Division	0.00	0.00	0.00	0.00	5.08	95.96
	Total	8.56	56.57	(3.52)	65.13	(122.07)	72.65
3	Capital Employed						
	Textile Division	5113.60	5112.77	5520.45	5113.60	5520.45	5070.14
	Real Estate Division	300.77	300.77	210.63	300.77	210.63	300.77
	Total	5414.37	5413.54	5731.08	5414.37	5731.08	5370.91

Notes

- The above financial results of the Company were reviewed by the Audit Committee and approved by the Board of Directors at their meeting held on 13th November, 2021.
- These Financial Results have been prepared in accordance with Indian Accounting Standards (IND-AS) as prescribed under section 133 of Companies Act 2013 read with Rule 3 of the Companies (Indian Accounting Standards) Rules 2015 and relevant amendment thereafter
- The Limited Review of the above result for the quarter and Six Month ended on 30th September 2021 has been carried out by the Auditor in accordance with Regulation 33 of the SEBI's (LODR), Regulation, 2015
- The Exceptional Items of Current Quarter comprises of Bad Debts Written off amounting to Rs 10.27 Lacs
- The activities of the company relate to two Segment i.e. Textile, and Real estate division.
- The figures of September quarter are the balancing figures between half yearly figures in respect of the full six month and published first quarter of current financial year.
- Previous period figures have been regrouped and reclassified, where necessary, to make them comparable with current period figures.
- Consolidated result represent the combine result of M/s Dhanlaxmi Fabrics Limited and its subsidiary Companies M/s Western Chloride & Chemicals Pvt Ltd, M/s. Dhanesh Fabrics Pvt Ltd and M/s. DFL Fabrics Pvt Ltd.



For and on behalf of the Board of Directors of
Dhanlaxmi Fabrics Limited

Vinod S. Jhavar


Vinod S Jhavar
Managing Director
DIN: 00002903

Place : Mumbai
Date : 13th November 2021

DHANLAXMI FABRICS LIMITED
Unaudited Consolidated Balance Sheet as at 30th Sept 2021

(Rs. In Lakhs)

Particulars		As at 30th Sept 2021 (Un-Audited)	As at 31st March 2021 (Audited)
B	ASSETS		
1	Non-current assets		
a.	Property, plant and equipment	1,848.03	2,003.05
b.	Capital work-in-progress	1,048.60	1,048.60
c.	Financial Assets		
i)	Investments	125.66	110.93
ii)	Loans	315.15	286.28
iii)	Other financial assets	-	-
d.	Other tax assets (Net)	353.78	320.63
e.	Other non - current assets	352.04	351.79
f.	Deferred tax Asset	-	-
	Total Non - Current Assets (A)	4,043.26	4,121.28
2	Current assets		
a.	Inventories	1,195.66	1,122.25
b.	Financial Assets		
i)	Trade receivables	1,380.33	1,296.82
ii)	Cash and cash equivalents	29.12	29.50
c.	Current Tax Assets(Net)	21.01	15.88
d.	Other Current Assets	707.59	535.64
	Total Current Assets (B)	3,333.71	3,000.09
	TOTAL ASSETS (A+B)	7,376.97	7,121.37
A	EQUITY AND LIABILITIES		
1	EQUITY		
a.	Equity Share capital	858.11	858.11
b.	Other Equity	4,556.26	4,512.80
	Total Equity (A)	5,414.37	5,370.91
2	LIABILITIES		
	Non-current liabilities		
a.	Financial Liabilities		
i)	Long-term borrowings	218.78	222.67
ii)	Other Financial Liabilities	-	-
b.	Deferred tax liabilities (net)	97.82	118.12
c.	Other long-term liabilities	9.96	4.19
d.	Long-term provisions	-	-
e.	Other tax Liabilities (net)	-	-
	Total Non Current Liabilities (B)	326.56	344.98
	Current liabilities		
a.	Financial Liabilities		
i)	Short-term borrowings	1,022.42	632.85
ii)	Trade payables	476.31	650.00
iii)	Other Financial Liabilities	-	-
b.	Other current liabilities	41.69	55.03
c.	Short-term provisions	95.62	67.60
d.	Current Tax Liabilities(Net)	-	-
	Total Current Liabilities (C)	1,636.04	1,405.48
	TOTAL EQUITY AND LIABILITIES (A+B+C)	7,376.97	7,121.37



DHANLAXMI FABRICS LIMITED

Unaudited Consolidated Cash Flow Statement for the Six Months ended 30 September 2021

(Rs. In Lakhs)

Particulars	For Six Month ended on 30/09/2021 (Un-Audited)		For Six Months ended on 30/09/2020 (Un-Audited)	
A. Cash flow from operating activities		65.13		(105.54)
Net Profit / (Loss) before extraordinary items and tax				
<i>Adjustments for:</i>				
Depreciation and amortisation	157.92		155.43	
Bad Debts Written off	-		(16.53)	
(Profit) (-) Loss (+) on sale / write off of assets	-		-	
Earlier Year Excess or Short Tax Provision written off	-		-	
Finance cost	36.05		48.04	
Interest income	(7.98)		(8.74)	
Dividend Received	(1.05)		(2.12)	
Long term capital Gain/Loss	(0.57)		-	
Short term capital Gain/Loss	(8.20)		-	
Rental Income from Investment Property	(12.56)		(14.88)	
Operating profit / (loss) before working capital changes		228.74		55.66
<i>Changes in working capital:</i>				
<i>Adjustments for (increase) / decrease in operating assets:</i>				
Inventories (increase / decrease)	(73.41)		113.02	
Trade and othe receivables ,	(83.52)		355.59	
Other current assets	(177.08)		(20.83)	
Other Current Liabilities	14.67		121.63	
Trade and other Payables	(173.69)		(306.33)	
Change in Other Non -Current Assets	(33.14)		0.78	
Change in Other Non-Current Liabilities	-		0.45	
Change in Capital Work in Progress	-		(0.21)	
Cash generated from operations		(526.17)		264.11
Net income tax (paid) / refunds		(297.43)		319.77
		34.34		1.00
Net cash flow from / (used in) operating activities (A)		(331.77)		318.77
B. Cash flow from investing activities				
Purchase of fixed assets	(3.49)		-	
Sale of fixed assets	0.59		0.00	
Long term capital Gain/Loss	0.57		-	
Short term capital Gain/Loss	8.20		-	
Rental income from investment properties	12.56		14.88	
Long Term Advances	(29.12)		(41.26)	
Other Long term Liabilities	5.77		(12.60)	
Prurchase / Sale of Investment (Net)	(22.35)		(17.01)	
Dividend Received	1.05		2.12	
Net cash flow from / (used in) investing activities (B)		(26.22)		(53.85)
C. Cash flow from financing activities				
Proceeds from Long Term Loans	-		24.07	
Repayment of long-term borrowings	(3.89)		-	
Net increase / (decrease) in working capital borrowings	389.57		(294.60)	
Interest received	7.98		8.74	
Interest Paid	(36.05)		(48.04)	
Net cash flow from / (used in) financing activities (C)		357.61		(309.83)
Net increase / (decrease) in Cash and cash equivalents (A+B+C)		(0.38)		(44.91)
Cash and cash equivalents at the beginning of the year		29.50		58.40
Cash and cash equivalents at the end of the year		29.12		13.49





RHAD & CO.

CHARTERED ACCOUNTANTS

Head office:- 304, Sohan Commercial plaza, near railway Station, Vasai (E), Palghar 401208.
Tel:- 0250-2390804/ 9326675367 E-mail:- dineshbv12@gmail.com / ankit_bangar06@yahoo.com


Independent Auditor's Review Report on the Quarterly and Six monthly Unaudited Standalone Financial Results of the Company Pursuant to the Regulation 33 of the SEBI (Listing Obligations and Disclosure Requirements) Regulations, 2015, as amended

Review Report to
The Board of Directors
Dhanlaxmi Fabrics Limited

- 1) We have reviewed the accompanying statement of unaudited standalone financial results of Dhanlaxmi Fabrics Limited (the 'Company') for the quarter and six months ended September 30, 2021 (the 'Statement') attached herewith, being submitted by the Company pursuant to the requirements of Regulation 33 of the SEBI (Listing Obligations and Disclosure Requirements) Regulations, 2015 (the 'Regulation') as amended, read with SEBI Circular No. CIR/CFD/CMDI/44/2019 dated March 29, 2019 (the Circular).
- 2) The preparation of the Statement in accordance with the recognition and measurement principles laid down in Indian Accounting Standard 34, ('Ind AS 34') "Interim Financial Reporting" prescribed under Section 133 of the Companies Act, 2013 (the 'Act'), as amended, read with relevant rules issued thereunder and other accounting principles generally accepted in India, read with the Circular is the responsibility of the Company's management and has been approved by the Board of Directors of the Company. Our responsibility is to express a conclusion on the Statement based on our review.
- 3) We conducted our review of the Statement in accordance with the Standard on Review Engagements (SRE) 2410, "Review of Interim Financial Information Performed by the Independent Auditor of the Entity" issued by the Institute of Chartered Accountants of India. This standard requires that we plan and perform the review to obtain moderate assurance as to whether the Statement is free of material misstatement. A review is limited primarily to inquiries of company personnel and analytical procedures applied to financial data and thus provides less assurance than an audit. We have not performed an audit and accordingly, we do not express an audit opinion.
- 4) Based on our review conducted as above, nothing has come to our attention that causes us to believe that the accompanying Statement, prepared in accordance with the recognition and measurement principles laid down in the aforesaid Indian Accounting Standards ('Ind AS') specified under Section 133 of the Act, as amended, read with relevant rules issued thereunder and other recognized accounting practices and policies has not disclosed the information required to be disclosed in terms of the Regulation, read with the Circular, including the manner in which it is to be disclosed, or that it contains any material misstatement.

For R H A D & Co.
Chartered Accountants


Dinesh Bangar
Partner
M.No. 036247
UDIN: 21036247AAAABJ9612



Place: -Mumbai
Date: - November 13, 2021



RHAD & CO.

CHARTERED ACCOUNTANTS

Head office:- 304, Sohan Commercial plaza, near railway Station, Vasai (E), Palghar 401208.

Tel:- 0250-2390804/ 9326675367 E-mail:- dineshbv12@gmail.com / ankit_bangar06@yahoo.com

Independent Auditor's Review Report On consolidated unaudited quarterly and six monthly results of the Company Pursuant to the Regulation 33 of the SEBI (Listing Obligations and Disclosure Requirements) Regulations, 2015

THE BOARD OF DIRECTOR OF

DHANLAXMI FABRICS LIMITED

We have reviewed the accompanying Statement of Consolidated Unaudited Financial Results of M/s Dhanlaxmi Fabrics Limited ("the Parent") and its subsidiaries (the Parent and its subsidiaries together referred to as "the Group"), and its share of the net profit/(loss) after tax and total comprehensive income / loss for the quarter and six months ended September 30, 2021 and for the period from 1st April 2021 to 30th September, 2021 ("the Statement"), being submitted by the Parent pursuant to the requirement of Regulation 33 of the SEBI (Listing Obligations and Disclosure Requirements) Regulations, 2015, as amended. Attention is drawn to the fact that the consolidated figures for the corresponding quarter ended September, 2021 and the corresponding period from 01st April 2021 to 30th September, 2021, as reported in these financial results have been approved by the Parent's Board of Directors, but have not been subject to review.

This Statement, which is the responsibility of the Parent's Management and approved by the Parent's Board of Directors, has been prepared in accordance with the recognition and measurement principles laid down in Indian Accounting Standard 34 "Interim Financial Reporting" ("Ind AS 34"), prescribed under Section 133 of the Companies Act, 2013, and other accounting principles generally accepted in India. Our responsibility is to express a conclusion on the Statement based on our review.

We conducted our review of the Statement in accordance with the Standard on Review Engagements (SRE) 2410 "Review of Interim Financial Information Performed by the Independent Auditor of the Entity", issued by the Institute of Chartered Accountants of India. A review of interim financial information consists of making inquiries, primarily of persons responsible for financial and accounting matters, and applying analytical and other review procedures. A review is substantially less in scope than an audit conducted in accordance with Standards on Auditing and consequently does not enable us to obtain assurance that we would become aware of all significant matters that might be identified in an audit accordingly, we do not express an audit opinion.

We also performed procedures in accordance with the circular issued by the SEBI under Regulation 33 (8) of the SEBI (Listing Obligations and Disclosure Requirements) Regulations, 2015, as amended, to the extent applicable.

a. The Statement includes the results of the following entities:

DFL Fabrics Private Limited

Dhanesh Fabrics Private Limited

Western Chlorides & Chemicals Private Limited



b. is presented in accordance with the requirements of Regulation 33 of the SEBI (Listing Obligations and Disclosure Requirements) Regulations, 2015, as amended; and

c. gives a true and fair view in conformity with the recognition and measurement principles laid down in the aforesaid Indian Accounting Standards and other accounting principles generally accepted in India of the consolidated total comprehensive income (comprising of net [profit/loss] and other comprehensive income/ loss) and other financial information of the Group for the quarter ended and six months ended 30-09-2021

Based on our review conducted and procedures performed as stated in paragraph 3 above and based on the information given by management referred to in paragraph 6 below, nothing has come to our attention that causes us to believe that the accompanying statement, prepared in accordance with the recognition and measurement principles laid down in the aforesaid Indian Accounting Standard ("Ind As") specified under section 133 of the Companies Act, 2013, as amended, read with rules issued thereunder and other accounting principles generally accepted in India, has not disclosed the information required to be disclosed in terms of the Listing Regulations, including the manner in which it is to be disclosed, or that it contains any material misstatement

We did not review the interim financial statements / financial information / financial results of DFL Fabrics Pvt Ltd. included in the consolidated unaudited financial results, whose interim financial statements / financial information / financial results reflect total revenues of Rs.22.68 lacs and total net profit/(loss) after tax of Rs. 17.12 lacs and total comprehensive income / loss of Rs. Nil and Figures for total assets and cash flow Rs. 244.31 lacs and Rs. (9.54) lacs respectively. Our conclusion on the Statement is not modified in respect of the above matter.

For R H A D & Co.
Chartered Accountants



Dinesh Bangar
Partner
M.No. 036247
UDIN: 21036247AAAABK4619

Place: -Mumbai
Date: - November 13, 2021