

**ANNUAL REPORT**  
**2020-21**



# **Consolidating Strengths. Ready for Future.**



# Contents

## Corporate overview

- 01 Introduction to theme
- 02 Company overview
- 04 Manufacturing facilities
- 06 Geographic presence
- 08 Product suite
- 10 Quarterly highlights
- 12 Key performance indicators
- 16 Chairman's message
- 18 CEO's message
- 20 Corporate strengths
- 22 Capacity expansion
- 26 Product diversity
- 28 Innovation
- 32 Technology
- 34 Sustainability
- 36 Sustainability – Environment
- 38 Sustainability – Social
- 44 Biodiversity
- 46 Sustainability – Governance
- 48 Board of Directors
- 50 Leadership team
- 51 Senior executive team
- 52 Awards and accolades
- 54 15-year highlights
- 55 Corporate information

## Statutory reports

- 56 Notice to the Members
- 64 Board's Report
- 116 Business Responsibility Report

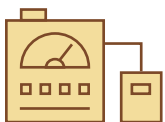
## Financial statements

- 125 Separate financial statements
- 203 Consolidated financial statements



**10**

**Cement manufacturing facilities**



**1**

**R&D centre**

**More than 6 decades  
of experience**



Read online or download this report at  
[www.ramcocements.in](http://www.ramcocements.in)

## GUIDED BY HIS VALUES



**Shri. P.A.C. Ramasamy Raja**

Founder  
1894-1962

## BUILT BY HIS VISION



**“Gurubakthamani”**

**Shri. P. R. Ramasubrahmaneya Rajha**

Sridharmarakshakar - Former Chairman  
1935-2017

Lives of great men all remind  
us, we can make our lives  
sublime, and, departing,  
leave behind us, footprints on  
the sands of time

# Consolidating strengths. Ready for future.

We believe that the key to achieving long-term growth and be future-ready remains in our ability to strategically leverage our strengths and seize opportunities.

At Ramco Cements, this is what we have been doing with single-minded and unwavering focus. We have been continually augmenting capacities in new strategic locations with increased emphasis on integration for logistics and cost efficiencies and on sustainability for responsible growth. We are investing in IT and better manufacturing technologies to enhance our operational efficiency and optimise cost. We have intensified research and innovation to enhance portfolio with superior, value-added cements. And, we have created an ecosystem aimed at helping customers choose the right products for right applications to get maximum benefit from our products.

During the financial year (FY) 2020-21, these efforts reaped benefits as we delivered growth in profits and market share gain even amidst unprecedented challenges.

Our scale, integrated and responsible operations, innovation capabilities and network, reinforces our confidence in a growing Indian economy where the rapid infrastructure creation and the reviving real estate demand are bound to unleash mega opportunities. We are well-positioned to conquer the expanding market opportunities, especially in largely underpenetrated markets of eastern India, where a large part of infrastructure creation is happening.



## Company overview

# A name that resonates dominance

The Ramco Cements Limited is the fifth-largest cement producer in India and the most popular cement brand in South India. In our six-decade experience, our products have found applications in multiple marquee projects as well as won the trust of millions of customers.

### About us

Since our commencement of operations in 1961, Ramco Cements has been one of the well-renowned cement manufacturers across the country. Headquartered in Chennai, we manufacture various grades of cement, in addition to ready mix concrete and dry mortar products. Over the years, we have established a widespread dealer and sub-dealer network, and enduring relationships with stakeholders. We are accredited with ISO 9001:2015, ISO 14001:2015 and OHSAS 18001 certification, which validate our quality management system, compliance with stringent environmental norms and occupational health and safety of employees, respectively.

We are listed on both National Stock Exchange of India Limited (NSE) and BSE Limited (BSE) with a market capitalisation that stood at ₹23,650 crores as on March 31, 2021.

### Ethos



### VISION

- To continuously improve productivity through quality, technology upgradation and customer focussed operations
- To position ourselves in the cement business as a pacesetter and grow in the same and related business
- To seek greenfield location for growth on the basis of developed synergies of the existing operations
- To operate economically, socially and environmentally sustainable manner
- To update management practices on a continuous basis and maintain a culture of professional management
- To conserve, protect and enhance quality of life for our employees and community
- To preserve the credence in our motto "our real resources are the human assets"

### VALUES

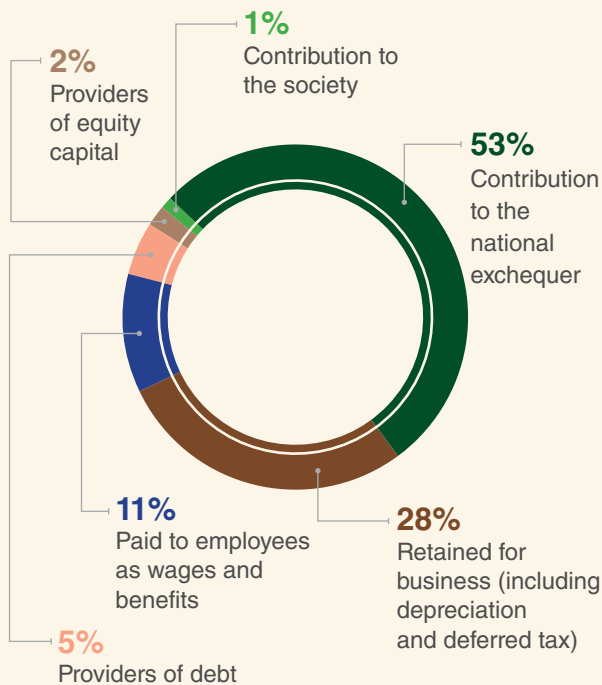


- Customers continued satisfaction and the sensitivity to their needs is our source of strength and security. If there is no customer, there is no business
- We do not look at productivity as a game in numbers. We try to learn from others, be committed to quality and always stay ahead in terms of technology
- Our self-determined ethical governance standards light our path of progress
- We have strong faith in the innate creative abilities and infinite potential of human resources. Freedom to professional managers, open channels of communication, transparency in whatever we do, participative management, involvement of the workers in their leisure time in community and social work are evidences of our faith in human resources
- We believe that when the organisation grows, the society and the community around us should also grow
- Even while continuing to achieve sustained growth through fair, just and ethical means, we strongly believe in respecting others sentiments and values

## Value added by business activities

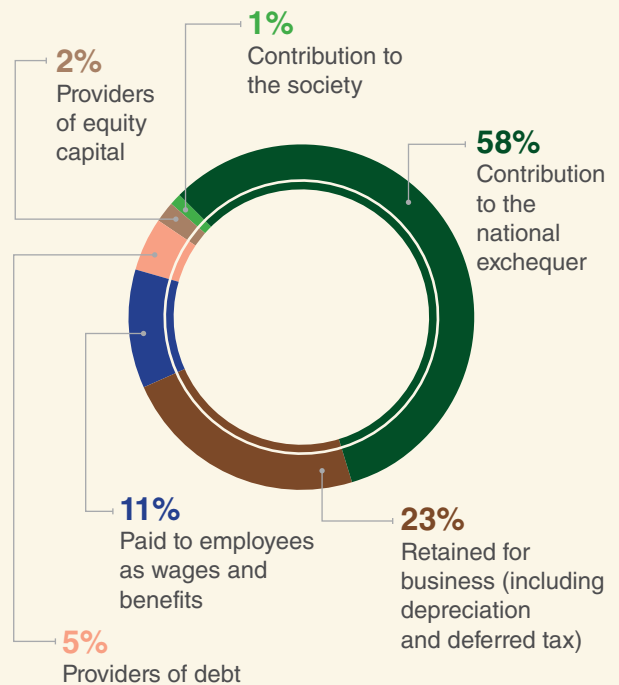
FY 2020-21

₹ **3,762.40** crores



FY 2019-20

₹ **3,393.34** crores



**19.40** MTPA

Total cement manufacturing capacity (Integrated cement plants - 12.20 MTPA Satellite grinding units 7.20 MTPA)

**3,374**

Employee strength as on March 31, 2021

**8,285**

No. of Dealers

**15,385**

No. of Sub-Dealers

**318.95** MW

Captive power capacity (Thermal Power – 175 MW Waste Heat Recovery System – 18 MW Windfarms – 125.95 MW)

**AA+** (stable)

Credit rating by ICRA for long-term borrowings

**A1+**

Credit rating by both ICRA and CRISIL for short-term borrowings

\*MTPA: Million tons per annum



## Manufacturing facilities

# Our manufacturing excellence

We have state-of-the-art manufacturing units having modern equipment, digital and sustainable technologies, and captive power plants. This enables us to achieve quality, operational excellence and environmentally sustainable manufacturing. We are consistently focussed on becoming leaner and self-sufficient.

### Manufacturing excellence

- Sustainable and cost-effective logistics:** Proximity to raw material sources and end markets as well as seaports and rail routes
- Sustainable and cost-effective power:** Captive power meets 87% of internal requirement of which 9% is through renewable sources i.e. green power
- Sustainable and cost-effective raw material:** Use of industrial wastes in manufacturing



### Integrated cement plants



**Ramasamy Raja Nagar, Virudhunagar,**  
Tamil Nadu

**2.00**  
Cement capacity (MTPA)

**25 MW**  
Captive power (TPP)



**Alathiyur, Ariyalur,**  
Tamil Nadu

**3.05**  
Cement capacity (MTPA)

**42 MW**  
Captive power (TPP)



**Govindapuram Village, Ariyalur,**  
Tamil Nadu

**3.5**  
Cement capacity (MTPA)

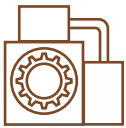

**66 MW**  
Captive power (TPP)



**Jayanthipuram, Kumarasamy Raja Nagar,**  
Andhra Pradesh

**3.65**  
Cement capacity (MTPA)

**60 MW**  
Captive power (WHRS + TPP)



**Grinding units**



**Uthiramerur, Kancheepuram,**  
Tamil Nadu

**0.50**

Cement capacity (MTPA)

Uses green power of 4.95 MW from the Company's windfarms



**Valapady, Salem,**  
Tamil Nadu

**1.60**

Cement capacity (MTPA)

Uses green power of 9.90 MW from the Company's windfarms



**Gobburupalam, Vizag,**  
Andhra Pradesh

**2.00**

Cement capacity (MTPA)

Uses 3.70 MW of gas power from Andhra Pradesh Gas Power Corporation Limited



**Kharagpur, Paschim Medinipur,**  
West Bengal

**0.20**

Cement capacity (MTPA)



**Kolaghat, Purba Medinipur,**  
West Bengal

**2.00**

Cement capacity (MTPA)



**Haridaspur, Jajpur District,**  
Odisha

**0.90**

Cement capacity (MTPA)

## Geographic presence

# Extensive and expanding market presence

Leveraging decades of experience, we have emerged as one of the leading manufacturers of cement in India, on the back of a strong distribution network and consistency in expanding our reach across new markets. With our four integrated plants and six grinding units, we have presence across ten states of India. We have a deep presence in the South India markets, and a growing presence in East India markets and in Sri Lanka and Maldives.

### Integrated cement plants

1. Ramasamy Raja Nagar, Virudhunagar District, Tamil Nadu
2. Alathiyur, Cement Nagar, Ariyalur District, Tamil Nadu
3. Govindapuram Village, Ariyalur District, Tamil Nadu
4. Jayanthipuram, Kumarasamy Raja Nagar, Krishna District, Andhra Pradesh

### Upcoming Integrated cement plant

5. Kalavatala, Kolimigundla Mandal, Kurnool District, Andhra Pradesh

### Grinding units

6. Kattuputhur Village, Uthiramerur, Kancheepuram District, Tamil Nadu
7. Singhipuram Village, Valapady, Salem District, Tamil Nadu
8. Kolaghat, Purba Medinipur District, West Bengal
9. Gobburupalam, Amir Sahib Peta Post, Kasimkota Mandal, Vizag, Andhra Pradesh
10. Kharagpur, Paschim Medinipur District, West Bengal
11. Haridaspur, Jajpur District, Odisha

### Packing plant

12. Kumarapuram, Kanyakumari District, Tamil Nadu

### Readymix concrete plant

13. Chennai, Tamil Nadu

### Dry mortar plant

14. Sriperumbudur, Tamil Nadu

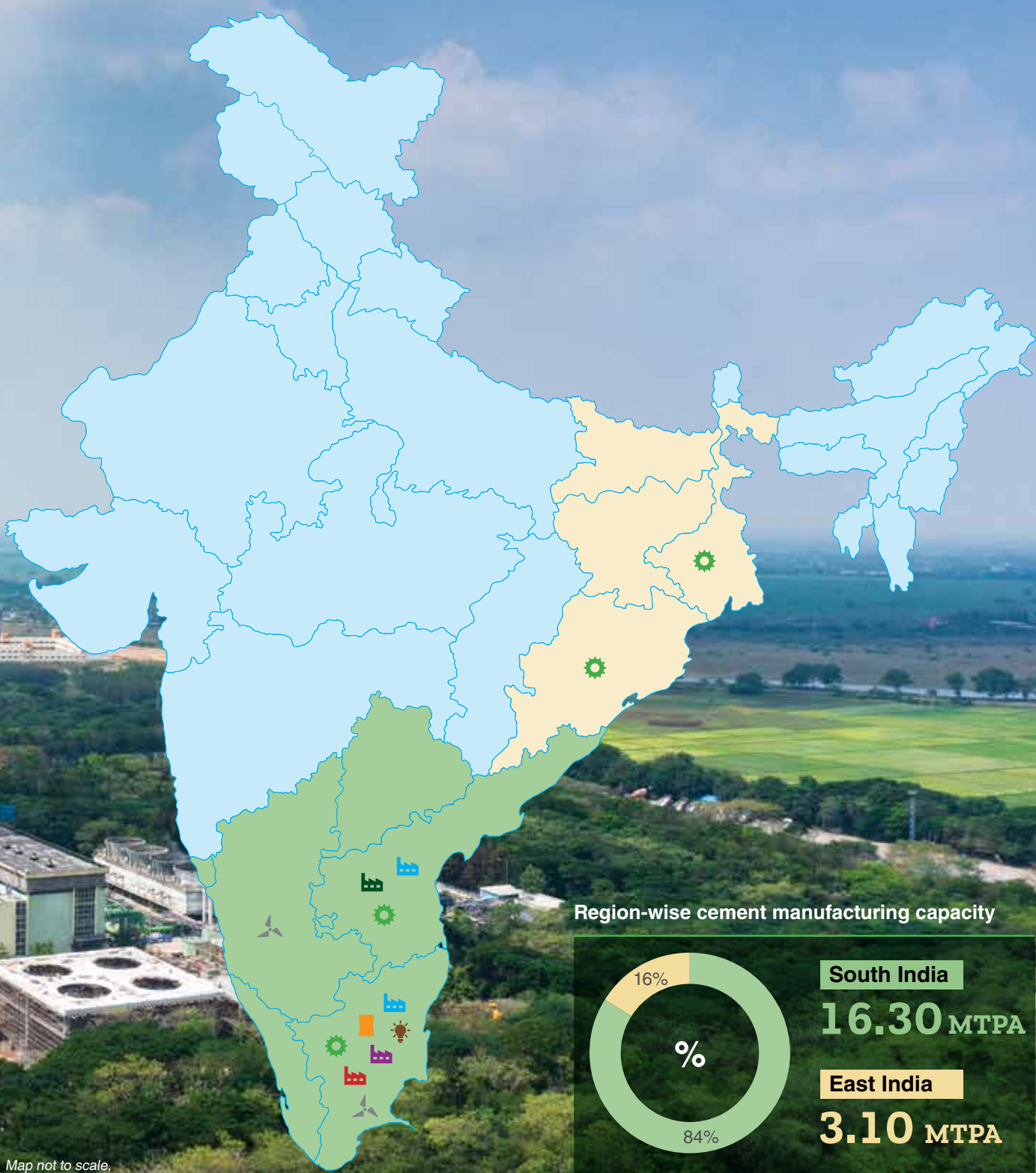
### R&D centre

15. Chennai, Tamil Nadu


### Wind farms

16. Thandayarkulam, Tamil Nadu
17. Veeranam, Tamil Nadu
18. Muthunaickenpatti, Tamil Nadu
19. Pushpathur, Tamil Nadu
20. Udumalpet, Tamil Nadu
21. Vani Vilas Sagar, Karnataka
22. GIM II Hills, Karnataka





Region-wise cement manufacturing capacity



Map not to scale,  
for illustration purpose only.

## Product suite

# Right cement for right application

At Ramco Cements, we strive to serve our customers with diverse grades of cements, suited best for specific requirements. Over the years, we have evolved from manufacturing predominantly OPC (Ordinary Portland Cement) grade to multiple grades of blended cement, ready mix concrete and dry mix products. These products serve the diverse needs of institutional customers, individuals, home buyers and infrastructure development.

**12**

Types of cement produced

### Cement



#### Ramco Supergrade

For producing durable concrete with less heat of hydration and lesser lime leaching.




#### Ramco Supercrete

For producing crack-free concrete on the back of the high strength of cement with low heat of hydration.



#### Ramco Superfine EFC

For producing highly durable concrete with enhanced impermeability.



#### Ramco Super Steel

For producing high-grade concrete which can withstand extreme climatic conditions.



#### OPC 53

For producing high strength concrete.



#### OPC 43

For producing high strength concrete suited for cement sheet manufacturing and government works.



#### OPC 53 INFRA

For producing concrete with high slump retention, suited for infrastructure projects such as bridges, flyovers and tunnels, among others.



#### OPC 43 INFRA

For producing high strength concrete with high slump retention, suited for government projects such as nuclear power plants.



### Ramco Super Fast

For the manufacturing of precast items such as hollow blocks, solid blocks, paving blocks and fly ash bricks, among others, owing to the cement's rapid hardening nature.



### Ramco Super Coast

For producing concretes for areas with high concentration of sulphates.



### Karthic Super Plus

For producing concrete suited for canal works, where low heat of hydration is required.



### Ramco Samudra

For producing durable concrete with low heat of hydration.

## Dry mix products



### Ramco Super Fine

An all-weather white-cement based water repellent wall putty with crack-resistance and excellent bonding abilities with plaster.



### Ramco Tile Fix

For fixing all types of tiles – granite, marble, natural stone, ceramic, etc. as well as underwater applications.



### Ramco Ready Mix Plasters and Ramco Self Curing Plasters

For both internal and external plastering applications, marked by water repellent feature – Application-friendly leading to saving of labour and time.



### Ramco Block Fix

A polymer fortified block adhesive, for fixing of autoclave aerated concrete blocks, Fly ash blocks and concrete blocks marked by self-curing abilities.



### Ramco Tile Grout

A high performance cement polymer grout, offering superior consistency, durability and stain protection, coming in exciting colours. Ideal for application on both internal and exterior wall tiles and floor tiles, marked by abrasion resistance.

## Ready mix concrete

### Ramco Super Concrete

For producing high performance concrete based on various requirements of customers.

The concrete is produced under controlled conditions. Therefore, quality of the concrete is ensured. The ready

mix concrete plant, makes use of sophisticated equipment. We follow strict control over the testing of materials, process parameters and continuous monitoring of the quality. Especially suitable for large volume concrete requirements, because of its speed and workability.





## Quarterly highlights

# Delivering Performance in a Challenging Year

We were faced with an unprecedented fiscal, marked by a global pandemic, which impacted the Indian economy adversely, especially in the first two quarters.

The COVID-19 crisis caused a contraction in the Indian economy and brought the economic activities across the country to a standstill during the nationwide lockdown in the first quarter. The pandemic has brought the economic activities in the country to a halt, and the disruption from the pandemic has led to an economic contraction of 8% during FY 2020-21. On the back of this economic disruption, the cement sector is estimated to have recorded a demand contraction of 10-13% during the fiscal.

### Responding resiliently

We knew that we have to keep quick on our feet and respond immediately with proactive measures to ensure business continuity amidst the pandemic. In doing so, we leveraged robust information technology to immediately transition to 'work from home' wherever it can be implemented. We also leveraged technology to enhance process efficiencies and increasing automation in the process to mitigate the challenges from the lack of availability of manpower. Post lifting of lockdown restrictions,

we resumed operations by remaining compliant with the various guidelines and protocols set by the Indian government, ensuring the implementation of all safety protocols to safeguard the employees and ensure uninterrupted operations.

Further, during the fiscal, we focussed on reducing cost to ensure stronger margins. In doing so, we focussed on alternate raw materials which were cost efficient, and also focussed on installation of the waste heat recovery system, which not only ensured improved control on cost but also sharp focus on sustainability. During a

fiscal marked by several headwinds arising from the pandemic, we stayed resilient and stayed on track. This helped us recover faster than most players in the sector, and sustain our business growth despite a challenging year.

### Ensuring employee safety

We operated across all our facilities, and corporate and registered offices by abiding with the norms and guidelines outlined by the Central and State Governments. Under these guidelines, we maintained the social distancing norms, conducted thermal screenings in offices and facilities, and sanitised our premises on a daily basis. We also ensured that our employees are supported with masks, sanitisers and PPE kits.





## Translating business resilience into performance across the quarter


### Revenue (₹ crores)



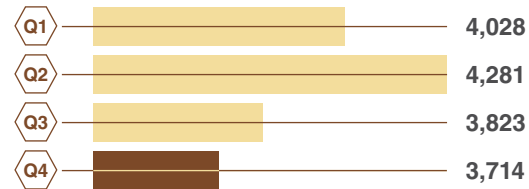
### Capacity utilisation based on Clinker (%)




### Sales Volume (in MT)



### Realisation per tonne (₹)



### Blended EBITDA per tonne (₹)



## Welfare of the communities

We worked alongside the government and provided essentials such as rice, wheat flour, cooking oil, vegetable and drinking water to the people of villages, situated around our manufacturing facilities. We also provided the frontline workers of government hospitals and police department with PPE kits and essential equipment such as thermal scanners and oxygen concentrators.

We helped in the establishment of the isolation centres at Kadukur and Thamarakulam in Tamil Nadu, in partnership with the state health department. Additionally, we provided relief funds to the Government to help them combat the pandemic, and the floods in Tamil Nadu, Odisha and Kerala. Electrical accessories, steel cots, bedding/pillows and communication materials were provided to government isolation centres in Ariyalur and Virudhunagar districts.

## Supporting supply chain

At Ramco, we despatch orders through both road and rail, based on the cost of movement from particular geographies. 7 out of our 10 manufacturing units have individual railway sidings with wagon tippler system, ensuring movement of sizeable orders in lesser time, and are more frugal. Further, 90% of our road despatches are done through own fleet of dealers and transporters, which have geotagging facilities, ensuring transparency and better control on movement of cement. The integration of this geotagging with our MIS reports has helped us automate SMS and mails to our customers with the status of the vehicles.

Amidst the pandemic in 2020-21, we provided financial assistance to our service providers for their working capital requirement. Further, we also organised driver motivational programmes and conducted free medical camps (eye checkup/general checkup) for the drivers at frequent intervals at our units. We also created the best infrastructure in all our units, starting from separate rest rooms to canteens and toilet facilities for the drivers, ensuring they are properly rested and that the social distancing norms are followed adequately. We also provided our supply chain partners, especially the drivers tasked with transporting our cement, with food and supplies. To increase the awareness and educate the drivers about the pandemic, we also organised safety training programmes to ensure the drivers travel safely with proper precautions and safe practices.

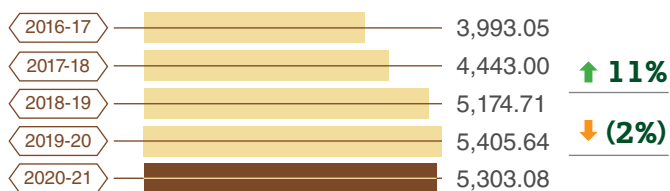
## Key performance indicators

# Our performance scorecard

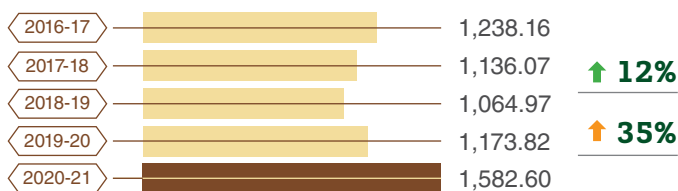
We have been consistently growing since our inception, on the back of a diverse product portfolio, catering to diverse needs of customers across the country, with consistent focus on quality.

### Profit and loss indicators

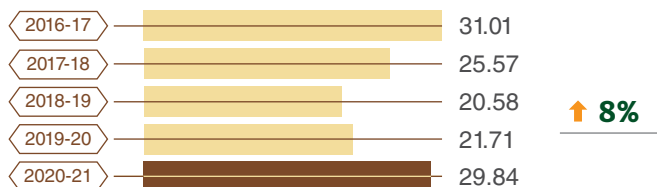
#### Revenue (₹ crores)



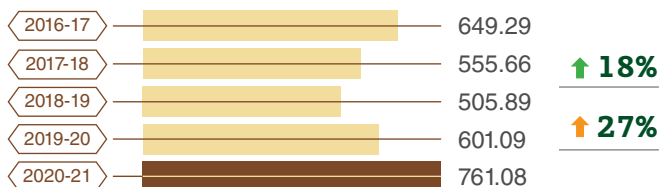
#### EBITDA (₹ crores)



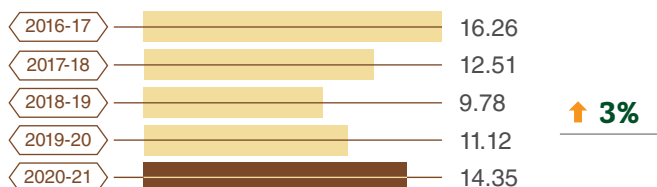
#### EBITDA margin (%)



#### PAT (₹ crores)



#### PAT margin (%)



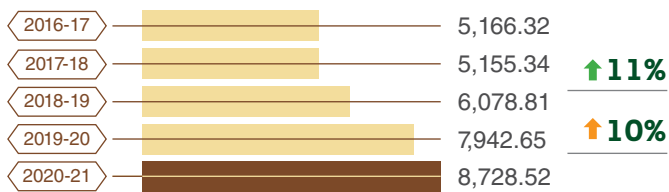
↑ 20-year CAGR

↑  
↓  
YOY Growth

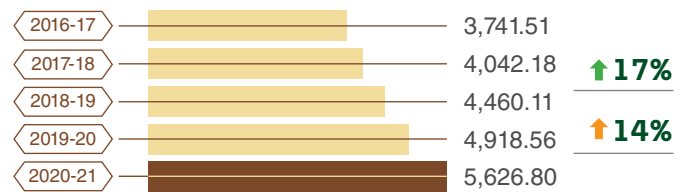


## Balance sheet indicators

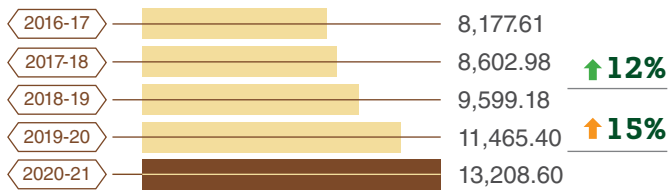
### Capital employed (₹ crores)



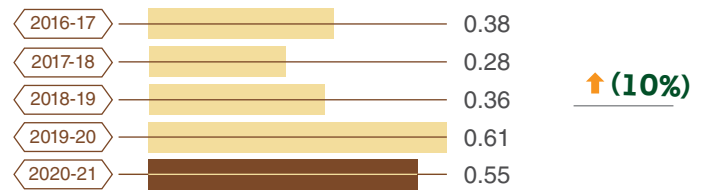
### Net worth (₹ crores)



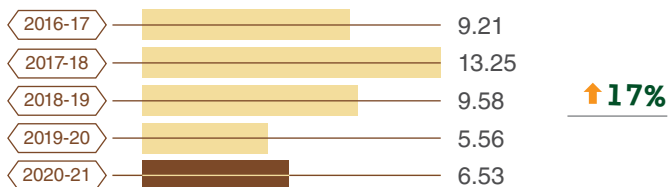
### Gross fixed assets (₹ crores)



### Debt equity ratio



### Interest coverage ratio



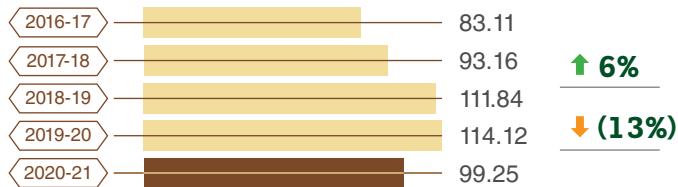
↑ 20-year CAGR

↑  
↓  
YOY Growth

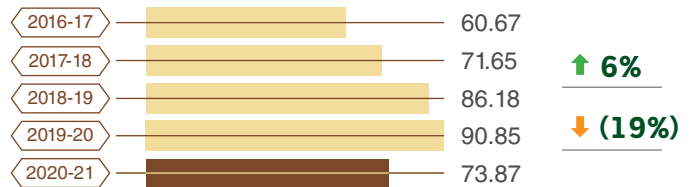


## Operational indicators

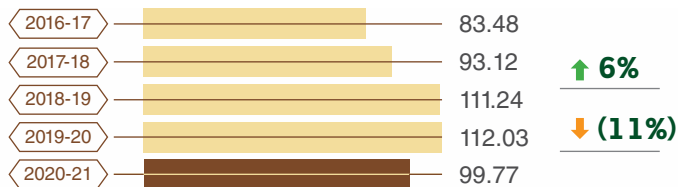
### Cement production (Lac tons)



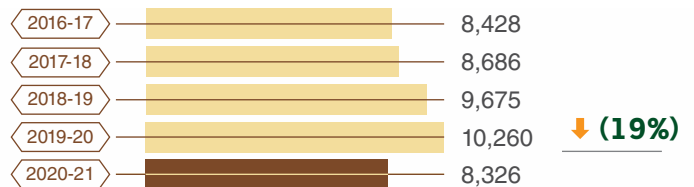
### Clinker production (Lac tons)



### Cement sales volume (Lac tons)



### Total captive power production (Lac units)



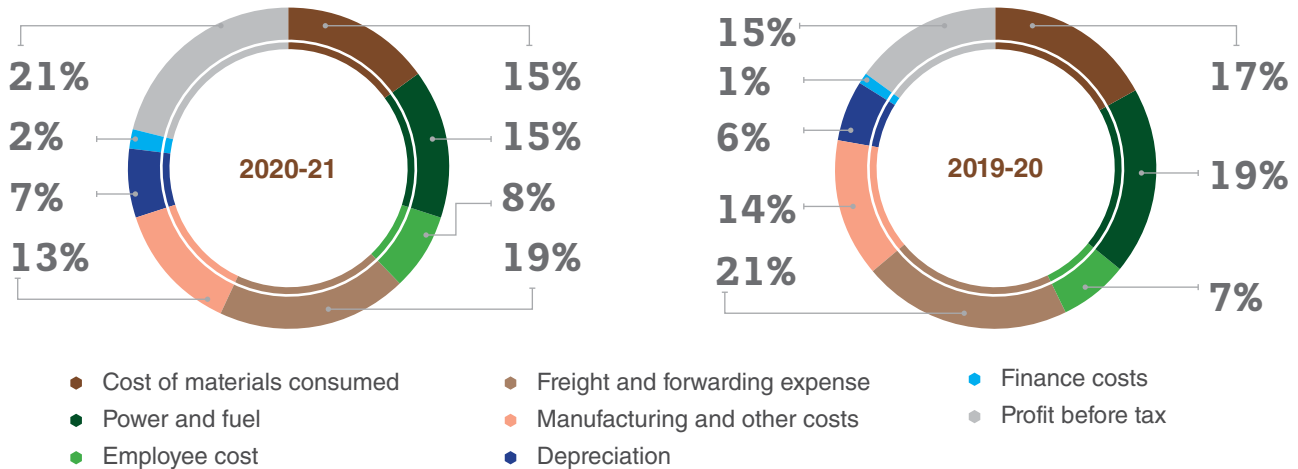
↑ 20-year CAGR

↑  
↓  
YOY Growth





### Cost analysis as a percentage of Revenue



### Economic Value Added (EVA)

(₹ in crores)

Particulars	2016-17	2017-18	2018-19	2019-20	2020-21
1. Average debt	1,773.93	1,268.99	1,365.93	2,321.40	3,062.91
2. Average equity	3,417.49	3,891.85	4,251.15	4,689.34	5,272.68
3. Average capital employed (1) + (2)	5,191.42	5,160.84	5,617.08	7,010.74	8,335.59
4. Cost of debt, post-tax %	3.80%	3.27%	3.81%	4.32%	3.99%
5. Cost of equity %	17.35%	12.84%	10.64%	12.02%	13.34%
6. Weighted Average Cost of Capital % (WACC)	12.72%	10.48%	8.98%	9.47%	9.90%
<b>7. COCE: (3) x (6)</b>	<b>660.35</b>	<b>540.86</b>	<b>504.41</b>	<b>663.92</b>	<b>825.22</b>
8. Profit after tax	649.29	555.66	505.89	601.09	761.08
9. Add: Interest	103.52	59.21	50.87	71.35	87.62
10. Add: Depreciation	284.49	292.20	298.52	315.26	355.30
<b>11. NOPAT</b>	<b>1,037.30</b>	<b>907.07</b>	<b>855.28</b>	<b>987.70</b>	<b>1,204.00</b>
<b>12. EVA: NOPAT – COCE</b>	<b>376.95</b>	<b>366.21</b>	<b>350.87</b>	<b>323.78</b>	<b>378.78</b>

NOPAT = Profit after taxes, but before depreciation and interest

COCE (Cost of Capital Employed) = WACC x Average Capital Employed

WACC = (Cost of Debt x proportion of Debt) + (Cost of equity x proportion of equity)

Cost of Debt = Effective rate of interest applicable to the Company, net of taxes

Cost of Equity = (Dividend per Share / Market price per Share) + (1 – Dividend pay-out Ratio) \* Return on Equity

## Chairman's message

# Sustenance empowered by inherent strengths

Dear shareholders,

Ramco's solid performance in FY 2020-21 is a remarkable achievement given the unprecedented challenging context. The onset of COVID-19 pandemic amidst an already weak macro-economy resulted in tough business scenario and low demand. The fact that we have increased our bottom line in these tough conditions manifests the resilience of our business model, portfolio diversity and the agility with which our management and teams responded.



The world has changed in many ways during the past few months. COVID-19 pandemic has unleashed a new world order in which agility, digital adoption and sustainability have emerged as the new norms. Despite its profound socio-economic impact globally, the pandemic turned out to be a brilliant instance of human resilience as well as of our future readiness. Our past investments in capacity creation in newer geographies, building an innovative portfolio of right products for right applications and in digital and automation technologies helped us to overcome the challenges with ease.

I am even more proud of our responsiveness towards all stakeholders. Our immediate priority was the safety of our people as we implemented work from home and adopted additional safety measures across manufacturing sites. We ensured no salary cuts, and in fact were amongst the few to even

give appraisals across all categories. Prompt payments were given to supply chain despite the uncertainties. We kept in touch with thousands of masons and influencers through virtual meetings, conferences and lectures by the leaders. Multiple relief measures like distribution of essentials, hygiene and PPE kits, disinfection of villages, providing essential equipment to administration and setting-up of isolation centres were carried out for the communities and frontline workers.

### Macro outlook

Obviously, the pandemic and the stringent nationwide lockdown, disrupted the economic activities and trade across the country. The first two quarters were significantly impacted and saw output declining to multiple decades low. Manufacturing output also took a downturn and so did cement production during the first five months.

However, since the second half of FY 2020-21, the Indian economy has displayed immense resilience and witnessed a strong recovery to close the year with an 8% contraction. All high frequency economy indicators have been on the rise since. The cement industry also quickly revived due to pent-up demand particularly from individual home buyers segment in the rural areas following good monsoon. The industry's sales volumes after falling by 31% in the Q1 FY 2020-21, moderated to a contraction of 2% in Q4 FY 2020-21.

The approval and roll out of vaccines towards the end of the year spurs optimism of the pandemic's end and the revival of economic sentiments. The International Monetary Fund forecasts the Indian economy to grow by 12.5% supported by strong domestic demand. The manufacturing sector is likely to see good rebound and so is the cement consumption, in line

with economic growth. Though fresh outbreaks, especially in India where the second wave has been much more intense may pose short-term challenge.

### **Sustaining performance, strengthening margins**

Against the backdrop of such disruptions which saw our manufacturing facilities remaining non-operational as per the restrictions imposed by the State Governments and logistics being impacted, our teams moved with agility to tackle all the bottlenecks. With the demand revival, we saw strong production and despatches. We performed exceedingly well in strengthening the bottom-line by way of cost reduction and improvement in portfolio mix.

Our teams also showed immense determination towards completing the capex projects despite the issues of migrant labour unavailability. During FY 2020-21, we successfully commissioned the greenfield grinding unit at Haridaspur, Odisha.

Our clinker capacity expansion projects in Jayanthipuram and Kurnool in Andhra Pradesh faced many challenges. We are mobilising all efforts to complete them in the next fiscal.

### **Ready for the future**

Leveraging our Information Technology strengths, we are focussed on growing topline and bottomline in the foreseeable future. R&D will be central to achieve this. It has played an important role in our strategy of offering customers right products for right applications as well as in optimising our raw material resources. We expect its benefit to accrue in the coming years by way of improved product mix (premiumisation), conservation of high-grade limestone, extension of mining life and optimal use of fuel. This will also enhance our sustainability and competitiveness.

Our new capacities coupled with a strong and growing distribution network,

will help us foray into new markets, and penetrate the existing markets better. Our new plants being strategically located in proximity to core markets will facilitate this. They are well connected with national and state highways and are also equipped with railway siding.

### **Growth the ESG way**

Environment, Social and Governance (ESG) is deeply embedded in our business. We believe our success lies in the satisfaction and holistic well-being of all stakeholders. We are creating value and building capacities to enhance livelihoods and improve quality of life. This begins with our employees to whom we provide safe, diverse and inclusive workplace that values their well-being as well as ensures personal and professional development.

We are developing communities and improving quality of lives around our manufacturing units. Our positive intent has enabled us to truly make a difference in the areas of quality education, healthcare, and water and sanitation. We also undertake to support our fellow citizens in times of natural calamities and more recently the pandemic.

Environment is an area where we are making good strides with focus on minimising carbon footprint, ensuring resource efficiency and protecting biodiversity. We have 125.95 MW of wind power capacity and another 39.835 MW through our subsidiary in our efforts to have green energy sources and offset emissions. Additionally, we are putting up 39.15 MW of waste heat recovery system, of which 18 MW has already been commissioned and the rest will be live by next fiscal. We are increasingly using alternate materials to preserve natural resources and alternate fuels to reduce use of fossil fuels. We are also continually improving our dry process kiln production process to further reduce water and energy consumption.

**Leveraging our Information Technology strengths, we are focussed on growing topline and bottomline in the foreseeable future.**



All this has been made possible with a strong governance framework and our Board of Directors who are leading from the front. It enables us to sustainably create value and protect interests of all stakeholders.

### **Acknowledgement**

In FY 2020-21, we strengthened ourselves and responded smartly to the pandemic. The lessons learnt is helping us to tackle the adverse business situations during the second wave and will also go a long way in being prepared. We expect cement consumption to pick up starting the next fiscal, which coupled with the recovery of the economy and the Government's focus on infrastructure and real estate will provide tailwinds for our long-term growth story.

I thank the members of the Board for their support and counsel. I would also want to express my warm regards to entire Ramco team who extensively contributed to the growth and development. I also express my appreciation for the unwavering faith and trust shown by our customers, supply chain partners, banks, financial institutions and shareholders.

Regards,

**P R Venketrama Raja**

Chairman and Managing Director

## CEO's message

# Endurance led by ethos

Dear shareholders,

FY 2020-21 has made it clear that companies who have invested in future and act in the interests of its people and other stakeholders are better placed for success and long-term value creation. At Ramco Cements, these actions and value systems have greatly helped us to navigate the choppy waters of the global pandemic and achieve superior profitability margins.

A lot has been spoken of the unprecedented challenges and decline in economic activities in FY 2020-21 due to the pandemic. The question is what do such circumstances teach and how do companies overcome.

For Ramco Cements, it is very clear that our deep relations with employees, supply chain partners and the construction community at large as well as our future readiness helped us to prevail and prosper. As soon as the pandemic struck, we were able to quickly move to remote working given our past investments in digital technologies. Our people, whose welfare and growth we have always ensured, stepped up and worked relentlessly to engage with customers and generate business interests. They helped us to achieve high-level of plant efficiencies as soon as operations commenced post easing of lockdown restrictions. The supply chain, whom we have always supported with means and opportunities to grow

business, rallied to place our product in the market. Additionally, our investments in capacity creation in the eastern region paid off, as it helped in offsetting the low demand in our core southern markets due to prolonged monsoon.

This enabled us to deliver a resilient performance. And we did not stop. We went ahead to help sustain the financial, physical and emotional health of our internal and external stakeholders in these challenging times.

We placed utmost importance on the health and safety of our associates, their families and the communities in which we operate. An entire healthcare ecosystem was in place at our plants,

ensuring no employees had to travel for medication and treatment. We ensured job security and paid full salaries to them. Timely payments were made to supply chain partners. Of equal priority was our commitment to customers by continuing to give them right products for right applications with the assistance of our technical services division MACE. We also helped the communities with relief materials and supported the Government in the fight against the pandemic.





### Financial and operational performance

Our operations were affected during the lockdown, which impacted the total output of cement and our capacity utilisation. Our clicker capacity utilisation was 73% in FY 2020-21 as compared to 90% in FY 2019-20. Cement production declined by 13% to 9.92 MT as against 11.41 MT in FY 2019-20. Cement sales volumes declined 11% to 9.98 MT in FY 2020-21 compared to 11.20 MT in FY 2019-20 given the lower number of operational days and weaker demand.

Net revenue decline was, however, lower at 2% to ₹5,303 crore in FY 2020-21 supported by favourable market conditions and higher sale of premium products both of which enhanced realisations. Our strategy of offering customers with right products for right applications has helped reinforce market position with better market mix and premiumisation.

Despite lower production and revenue, we registered a strong growth in profitability due to decline in coal and pet coke prices and multiple cost optimisation initiatives undertaken. FY 2020-21 saw us posting highest ever EBIDTA at ₹1,583 crores as against ₹1,174 crores in FY 2019-20, an increase of 35%. Operating ratio for FY 2020-21 was 30% as against 22% in FY 2019-20. Blended EBIDTA per ton was ₹1,586 as against ₹1,048 in the previous year. PAT increased 27% to ₹761 crores.

Our sharp focus on reducing overheads costs, reducing brand promotion expenses and working capital management also helped improve liquidity which is essential in these challenging times. As a result, our cash and bank balances increased to ₹141.86 crores as on March 31, 2021 as against ₹91.42 crores as on March 31, 2020.

### Calibrated growth approach

For the coming year, the cement demand outlook remains positive with consumption likely to grow in line with economic growth, despite short-term impact in the economy due to second wave of pandemic. The forecasts of good monsoon in the country also augurs well for our rural business where the economy is largely agrarian.

Our capacity expansion programmes position us favourably to capitalise on the upcoming demand. During FY 2020-21, we have commissioned our grinding unit of 0.90 MTPA at Haridaspur, Jajpur District, Odisha. The expansion programme at Jayanthipuram and integrated unit at Kolimgundla, both at Andhra Pradesh are ongoing. The Jayanthipuram unit has commissioned 18MW WHRS and the rest of the project involving 1.5 MTPA clinkerisation capacity and 9 MW WHRS are expected to commence soon.

Post these projects come live, we will be able to grow in South as well as in East markets besides exploring opportunities in other markets from the FY 2021-22 onwards.

A total of ₹1,766 crores of capex were spent during the year. However, our debt has only increased by ₹75 crores, as substantial part of the requirements was met through internal accruals and we also continued to pay-off debts. Over the next three years, our intent is to de-leverage balance sheet alongside balancing growth opportunities by judiciously using our strong cash flows.

### Acknowledgement

I would like to conclude by mentioning that we have stood strong at the face of a global disaster and have performed well under the pressure.

**Our strategy of offering customers with right products for right applications has helped reinforce market position with better market mix and premiumisation.**



This performance is attributable to each member of the Board, our management and our employees, which will, in turn, create value for all our stakeholders.

This year we continue with our history of rewarding our shareholders with dividends. Backed by a solid performance and superior margins, the Board of Directors have approved a 300% dividend. The uninterrupted dividend payment to shareholders which is one of the best-in-the-industry continues into the fourth decade.

I am confident of our future prospects and believe that we have developed the endurance required to remain resilient in the future.

Regards,

**A V Dharmakrishnan**

Chief Executive Officer

## Corporate strengths

# The differentiating factors

At Ramco Cements, we strive to create long-term value for all our stakeholders by leveraging our unique strengths. The strategic consolidation of these strengths helps us carve out a future-ready roadmap.

There are **5** STRENGTHS that made it possible to fortify our position in the market



### Capacity expansion

Our ability to continuously scale our capacities, and increasing our capacity utilisation drives our topline and margins.



Pg 22-25 →



### Product diversity

We have as many as 12 types of cement, in addition to ready mix concrete and dry mix products, helping us cater to various needs of customers.



Pg 26-27 →



### Innovation

Led by our research and development team, we have been strengthening our products and processes consistently to increase efficiencies, moderate costs, and strengthen quality.



Pg 28-31 →



### Technology

We are equipped with the latest technology, which enables us to ensure both operational and business excellence.



Pg 32-33 →



### Sustainability

Being a responsible cement manufacturer, we have focussed on reducing our carbon footprint, strengthening our people- and community-centricity, and ensuring stronger governance framework.



Pg 34-43 →

## Capacity expansion



# Adding capacities, multiplying opportunities

At Ramco Cements, we believe in steady growth on the back of strategic addition to capacities, an improved capacity utilisation across all plants, and a robust sales offtake across both existent and new markets.

We are empowered by diversified and state-of-the-art infrastructure at all our manufacturing facilities, which aids us with the flexibility of scaling operations and achieving higher efficiencies. Leveraging our ability to source quality raw materials and ensure process consistency helps us maintain the quality of cements we produce. Our flexibility and dynamism in operations also helps us achieve process and quality consistency, even while scaling operations.

### Adding capacities and improving infrastructure

During FY 2020-21, we successfully completed greenfield expansion at Odisha for a new grinding unit, which would help us increase our cement capacity by 0.90 MTPA. At Kolaghat grinding unit, where we had already completed 1.05 MTPA grinding line in FY 2019-20, this year the remaining part of the project involving a railway siding was commissioned. This would help us improve logistical efficiencies.

Line III brownfield expansion at Jayanthipuram unit involving 1.5 MTPA clinkerisation capacity and 27 MW WHRS is ongoing. We have already commissioned 18 MW of WHRS and the

remaining part of the project is expected to be completed by end of June 2021.

Establishment of greenfield integrated cement plant at Kalavatala, Kolimigundla Mandal, Andhra Pradesh is ongoing. The plant will have clinkerisation capacity of 2.25 MTPA with scheduled commissioning during FY 2021-22, and cement manufacturing capacity of 1 MTPA, 12.15 MW WHRS, 18 MW Thermal power plant and a 28 km railway siding with scheduled commissioning during FY 2022-23.

### Improving cost efficiencies

We take proactive steps in using alternate fuels for cost efficiencies and sustainability. Further, the installation of the 18 MW WHRS in 2020-21, will help us reduce the import of coal by 300 tons, thus, improving cost efficiencies.

### Capacity expansion

Clinkerisation	Cement	Captive power (Including subsidiary)
<b>99.02 lac tons</b> In FY 2020-21	<b>194.00 lac tons</b> In FY 2020-21	<b>358.79 MW</b> In FY 2020-21
<b>136.52 lac tons</b> In FY 2021-22 (E)	<b>194.00 lac tons</b> In FY 2021-22 (E)	<b>367.79 MW</b> In FY 2021-22 (E)



## Integrated Units

### Jayanthipuram Cement Unit (brownfield)



### Kolimigundla Unit (greenfield)



## Grinding Units

### Odisha Grinding Unit (greenfield)



# Operationalised World-class Odisha Grinding Unit

In FY 2020-21, we successfully completed construction and commenced operations at our 0.9 MTPA Odisha Grinding Unit. The plant is all set to capitalise on the State's high industrial potential and generate direct employment for 105 people and indirect employment for 1,000 people. It is equipped with modern German-based machinery which will consume less power and ensure maximum efficiency. The plant also has railway siding and wagon tippler. The unit is strategically located to expand in the growing Eastern India market.



**0.9 MTPA**

Cement Grinding capacity

**1,105**

Direct and indirect employment opportunities generated





## Product diversity

# Enhancing portfolio mix

**S<sup>2</sup>**

At Ramco Cements, we are leveraging our decades of experience in the industry and R&D competencies to constantly move up the value chain and manufacture value-added products. These products are not just driving our realisation, but also enhancing our competitiveness in a changing world, where there is a growing demand for unique solutions in diverse and challenging construction applications, especially in infrastructure development.

On the back of constant innovation, we have been coming up with utility-driven and specific types of cement, catering to the specific needs of customers. It has enabled us to cater the modern-day construction needs of our customers with our products finding specific applicability for extreme climatic conditions, bridges, flyovers, tunnels, canals, nuclear power plants and underwater applications. Our intent is to launch more such products in the coming years.



### Rationale for production of premium products

The South Indian cement sector is marked by a huge demand and supply disparity, impacting the price of cement in these markets. Hence, it is becoming increasingly important for a cement manufacturer operating in South India to differentiate themselves from its peers and establish a very strong price-value proposition. South India being our core market, we have increasingly focussed on manufacturing value-added products, and spread awareness about the use of right cement for the right application, among the masses. This helps us justify our price in the market, and retain our position as the largest and most renowned cement manufacturer in South India.



### Key projects

#### National Thermal Power Corporation (NTPC) Limited, Simhadri, Visakhapatnam

In the year 2019, the NTPC plant located at Simhadri in Visakhapatnam decided to reduce its sulphur emissions (SOx). In achieving this, NTPC decided to construct flue-gas desulfurization (FGD) chimneys, for which, a lumpsum amount of ₹ 240 crore was earmarked. This green initiative work comprised the construction of 4 FGD towers, in addition to other civil work. Ramco Cement stepped in and supplied cement of consistent quality, ensuring the timely completion of this project, despite the headwinds and restriction amidst the COVID-19 pandemic.



As a result of the quality of our cement and our service, both NTPC and the contractor, namely Bygging & Kanwar appreciated our intervention, validating the undisputed choice of brand in the whole project.



#### Railway tunnelling from West Bengal to Sikkim border

With the construction of a new railway route from Sevoke in West Bengal to Rongpo in Sikkim, there was requirement of extensive tunnel work. The length of the project was only 42 km, of which, 38 km were through tunnels. Ramco Cement stepped in and ensured the continuous supply of quality cement for the project which not only helped the contractors in creating the ideal concrete for the project, but also fulfil the shotcrete requirements of the project. Our cement grade satisfied the contractors and helped them meet the quality of construction required from them.



## Innovation

# Building competitive edge with innovation and application science

**S<sup>3</sup>**


In a competitive industry scenario, it is critical to manufacture the right products with right features and market them to right target audience. At Ramco Cements, we are leveraging our innovation competence and increasingly collaborating with our customers to understand their needs and develop products accordingly. We have also formed a specialised team to help customers in selecting the right products for right applications.

**283**

Team size of MACE  
division in FY 2020-21

**27**

Team size of R&D  
division in FY 2020-21



**Being a research-led company**

We have a Research and Development Centre located at Chennai, namely Ramco Research and Development Centre (RRDC). Having an expert team of people and sophisticated equipment, it undertakes advanced research and conducts various tests, to facilitate development of right cement for right application as well as superior and customised products.

The RRDC also facilitates in quality consistence and optimising raw material resources. Additionally, it is tasked with various measures and processes to ensure sustainable manufacturing. These include high grade limestone conservation, extension of mining life of all the plants and fuel consumption optimisation.

The RRDC is capable of conducting various types of chemical tests and mineralogical and microstructure studies, enabling us to stay ahead of the curve at all times.

**We are the first in the industry to:**

- Use Xray fluorescence technique to deliver consistency in cement quality

- Deploy technology-controlled pre-blending process and raw meal correction technique
- Introduce sequential blasting machine of vibration free large blasts in limestone mines
- Introduce the environment-friendly surface miner for mining application that eliminates the need for drilling, blasting and primary crushing
- Use non-electric and noiseless initiation system, to reduce blast induced vibrations, avoiding flyrock injuries and damages at the blasting site in South India
- Instal limestone beneficiation plant to remove marl and utilise low-grade resources to achieve zero waste mining in Tamil Nadu
- Introduce ‘electronic delay detonators’ for precision blasting and reduced vibration
- Introduce the magnetic separator for limestone beneficiation
- Introduce ‘Ore Sorter’ equipment for limestone beneficiation
- Introduce the vertical roller mill for cement grinding in South India





## MACE

At Ramco, we believe building a complete structure from its foundation to finish requires the collective effort of masons, architects, contractors, and engineers. Hence, we strive to not stop just at manufacturing cement and related products, but also walk that extra mile to educate customers about best practices relating to concreting and mortar works. In doing so, Ramco has created a technical division, namely Masons, Architects, Contractors and Engineers (MACE), comprising civil engineers and product specialists. This division provides on-site technical assistance to the customers through specialised mobile vans equipped with testing equipment to educate them on using the right cement for right applications in a right way. We also provide technical assistance at large project sites. We have been extensively promoting this service to help customers get maximum benefit from our products, resulting in higher satisfaction and brand loyalty.

Further, the MACE division conducts the following tests on concrete and its ingredients in both fresh and hardened states to ensure quality and structural durability:

- **Water pH test:** To assess the suitability of water for construction purposes, water samples are collected from the site and the pH levels are measured, to ensure durability of the construction
- **Slump test:** MACE engineers perform slump test at the construction sites to assess the quality of freshly produced concrete. Based on the slump value, the engineers recommend the correct proportion of water to be mixed to the concrete, to make it durable
- **Compressive strength test:** To assess the load bearing capacity of the concrete, our MACE engineers cast the cubes at the site, which helps in evaluating the compressive strength of concrete
- **Rebound hammer test:** Our MACE engineers conduct this non-destructive test in presence of our customers to assess compressive strength of concrete on finished structures



At Ramco, our focus is always on maintaining longstanding relationship with our influencers. For every new product launched in the market, we first tap into the influencer segment and educate them about the product and the specific use or requirement it caters to. This helps us not only educate the customers, masons and contractors on the unique features of each cement category, but also helps us guide, on how they can choose the right product for the right application. Further, this helps us rope in new prospective customers, and fortify our relationship with existing customers. Throughout the year, we undertook several proactive influencer engagement initiatives through dealer meets.



↳ Engineers from our MACE Division conducting site test and guiding with good construction practices

The influencer engagement initiatives were among other things, through Ramco Masons' Club, Ramco Engineers' Club and Ramco Family Circle.

**Ramco Masons' Club** comprises renowned masons with capabilities with whom our MACE division collaborates to target new customers. The Masons in the club are provided with mediclaim and hospitalisation coverage, personal accident cover, cash awards for their children securing 80 percent and above in tenth and twelfth standards and are taken on factory visits.

**Ramco Engineers' Club** is focussing on organising workshops and seminars on various topics of civil engineering, in association with civil engineering forums and professional civil engineering bodies. Further, technical talks are also organised on these webinars on latest technologies and cost reduction measures, among others.

**Ramco Family Circle** nurtures the culture of treating all our Dealers as Ramco Family. Through Ramco Family Circle Schemes, we provide assistance not only for their business expansion but also for their personal and family welfare.

Further, we realised the importance of connecting with our customers, masons, contractors and other influencers through virtual conferences such as webinars, counter meets, and mason meets, among others. During FY 2020-21, we conducted 1,418 such sessions, strengthening our influencer outreach.





## Technology

# Making sustained investments in technology

<sup>s</sup>4

Operating in the manufacturing sector, technology has been one of the most important focus for us, since our very inception. We have been consistently investing in cutting-edge technology to drive manufacturing and business excellence.



↳ Corporate Command Centre, making all the data available for the hawk's eyes of the experts

As a dynamic organisation, we have been proactively investing in technology to streamline process, drive operational and logistical efficiencies, and achieve business excellence. We were the pioneers in the Indian cement industry to introduce a centralised control centre at the corporate office. It monitors all operational parameters across various plants centrally, thus helping in identifying bottlenecks resulting in increased productivity and lesser downtime.

### Technology empowering innovation

At Ramco Cements, innovation is embedded at the very core of our DNA. We believe technology prowess is the engine running innovation for smarter construction solutions. We are constantly in a pursuit of excellence, to achieve which, our teams are tirelessly working to continually improve our products and services, modernise our processes and invest in sustainable, long-term best practices.

**₹2.52 crores**

Investment in information technology in FY 2020-21

**₹103.72 crores**

Investment in information technology during FY 2011-12 to FY 2020-21



Riding on the back of state-of-the-art technology, we have been consistently sharpening our focus on holistic enhancement of the entire value-chain, ranging from sourcing raw materials to restructuring our production and distribution chain.

Leveraging world-class technology equipped at RRDC, our scientists and concrete experts work closely with industry stakeholders to understand the challenges faced by the builder community, and engineer better solutions that benefit everyone in the construction ecosystem. On the back of technology-empowered innovations, we have emerged as frontrunners in the Indian cement industry with innovative products and first-of-its-kind solutions. Further, various teams at our R&D labs conduct several tests and analysis to ensure the materials used across the value chain meet the necessary safety and quality standards of the industry.

### Information technology is the way forward

Over the years, the focus at Ramco has been on real-time data collection, leveraging which, we are able to take informed decisions, and mitigate challenges and enhance efficiencies. Over the years, we not only focussed on real-time data collection, but also on accurate analysis of data and efficient utilisation of this data. To ensure the collection and analysis of data is done accurately, our constant emphasis has been on hiring the right people at the right positions, and creating a strong team with the ample technical know-how. Further, we have also been focussed on strengthening and upgrading our IT infrastructure over the years, which has positioned us a step ahead of our peers, and achieve higher operational efficiencies.

### Overcoming the pandemic situation with technology

Against the backdrop of the COVID-19 pandemic, the importance of technology has grown multi-folds. The need of ensuring business continuity despite the headwinds is centred on use of latest technology to ensure increased transparency in process, better governance, efficient collection and utilisation of real-time data, and improved logistical efficiencies.



At Ramco Cements, our past investments in creating a robust IT infrastructure enabled us to tide over the pandemic and the disruptions caused by it subsequently. The transition to Work from Home during the lockdown was a seamless one. While during this period there were restrictions on physical movements, we continued engaging with our stakeholder group to create brand awareness through use of technology. With the help of our IT infrastructure, we have been able to conduct reviews and board meetings online as well.

In the later stages when the lockdown was relaxed and business activities resumed, our IT systems ensured high efficiency. The integrated ERP system ensured operational and business excellence. MIS system continued empowering our real-time analytical capabilities. Centralised control centre enabled ensured plant monitoring, efficiency and quality assurance. Further, with the help of our robust IT infrastructure, our real-time data is remotely accessible by all our employees, helping us take informed decisions and function in an organised manner amidst an unprecedented year. GPS and web-based technology application connecting our sales offices to the dealers, ensured efficient supply chain management with transparency. This has enabled us to fulfil customer orders within 24 hours despite the external challenges.

### Reaping benefits of digital transformation

Ramco Cements is a pioneer in digitalising process across all its business functions in the cement industry of the country. We digitalised our business functions with the following objectives:

- Create seamless dataflow across all the functions
- Make relevant information available to all the stakeholders

Operating in a year marked by a global pandemic, we conducted all our management review meetings through the integrated online information system and through interactive dashboards. We converted the data that digitally flows across the functions into meaningful information for effective review mechanism, enabling quick decision-making. Some of the initiatives that enabled such digital transformation across the Company are as follows:

- Mail IT – Zero UI
- Event-Driven Notification (ANA)
- Geographical Information System (GIS)
- Ramco ERP Bots / WhatsApp Business

## Sustainability

# Committed to Sustainable Development

**S<sup>5</sup>**

Sustainability has been imbibed in our very core. We strive to meet the cement needs of the nation while being a responsible manufacturer and resonating the trust and faith as well as delivering value to all stakeholders.



Cement has a high carbon footprint. We recognise the impact our business has on the society and environment. It is essential that we become a responsible manufacturer to ensure this impact is positive. In doing so, several measures are required to be undertaken for long-term business sustenance, which encompasses three specific facets - environment, social and governance (ESG).

At Ramco Cements, our sustainability journey began in 1977, when we pioneered the dry process kiln in cement manufacturing in India, ensuring improved efficiencies over traditional wet process kilns. Over the years, we have consistently honed our sustainability strategy and focus.

We have also ensured the well-being and growth of employees, channel partners and the community at large. The overall commitment has been driven from the top level – the Board of Directors and management – who have been actively involved in the Company’s trajectory to sustainable development.

During FY 2020-21, we aligned our sustainability strategy with the global frameworks, enabling us to look at sustainability from the ESG lens. We also take decisions guided by our Safety, Health and Environment Policy to ensure sustainable business growth and long-term value for all our stakeholders.

## Sustainability framework



### Environment

#### Resource efficiency

- Ensuring net zero emissions
- Optimal water management
- Ensuring circular economy
- Enriching biodiversity
- Optimal use of resources

Pg 36-37 →



### Social

#### People and community sustenance

##### PEOPLE

- Occupational health and safety
- Employee engagement, well-being and professional development
- Diversity and inclusiveness

##### COMMUNITY

- Education
- Water and sanitation
- Sports
- Health and special needs
- Agri and livelihood
- COVID-19 relief measures

Pg 38-45 →



### Governance

#### Responsible leadership and business

- Robust governance framework
- Strong policy framework
- Board diversity and independence

Pg 46-47 →



## Sustainability - Environment

# Proactive drive for a greener tomorrow



India, being the second largest manufacturer of cement in the world, its cement industry accounts for 7% of the country's carbon footprint. At Ramco Cements, we are taking ownership to reduce carbon footprint across all plants and improve operations to optimise resource consumption.

### Net carbon emissions

All our manufacturing facilities are equipped with captive thermal power plants and heavy fuel oil (HFO) based power generators for captive generation, ensuring power sustenance and lesser dependence on outer sourcing.

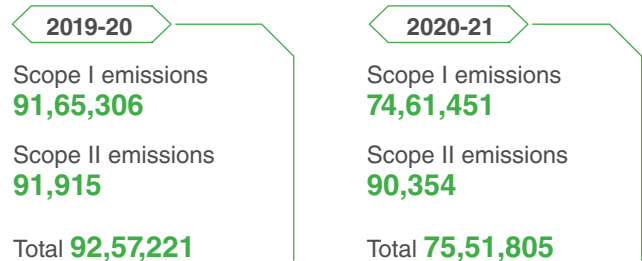
Over the years, we have increased focus on enhancing green power in our total power mix. As on March 31, 2021, we have a total of 125.95 MW of wind power capacity and 39.835 MW of windmill capacity through our subsidiary.

On a standalone basis, we are creating Waste Heat Recovery System (WHRS) to reduce GHG emissions. Our Jayanthipuram plant will have a WHRS capacity of 27 MW. Out of this, the first phase of 9 MW of WHRS was commissioned during September 2020. This installation of WHRS during the fiscal, has helped us reduce an equivalent imported coal consumption amount of 300 tons. The second phase of 9 MW was commissioned during February 2021. The third phase of 9 MW is expected to be commissioned along with Line III of the plant in June 2021. The installation of WHRS would help us generate more green power by the end of the next fiscal.

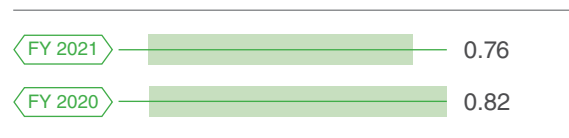
We are also consistently undertaking measures to reduce power consumption. This includes installation of variable frequency drives in both process fans and compressors,

energy-efficient air-cooled condenser fans and use of digital technologies to improve process efficiency. Further, we are continuously undertaking measures to replace coal with alternate energy sources such as bio-fuels, and installing solar lights and water heaters.

### Absolute emissions (tCO<sub>2</sub>e)



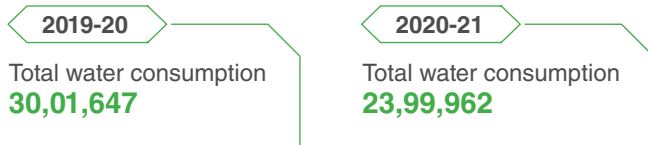
### Emission Intensity (tCO<sub>2</sub>e/MT of Cement)



### Water management

Prudent water management has been at the forefront of our focus for decades. We have been continuously undertaking initiatives such as rainwater harvesting, groundwater recharging, water treatment and recycling, and the use of water-efficient technologies. Sewage treatment plant (STP) and effluent treatment plants (ETP) have been installed at all plants and townships, the treated water is used for cooling of cement plant equipment and green belt development inside the plant premises. The culmination of all these efforts have resulted in 'Zero Liquid Discharge' status of operations across all plants.

#### Water consumption across operations (KL)



### Circular economy

We aim to reduce our waste generation and efficiently using wastes in our manufacturing.

We use fly ash generated at our thermal power plants and from other sources and slag from steel manufacturers in the vicinity to manufacture blended cements PPC and PSC respectively. Industrial wastes like phosphogypsum (from fertiliser production) is used to replace gypsum and textile sludge in the co-processing stage.

We also strive to responsibly manage and dispose of hazardous and non-hazardous wastes through authorised vendors. Organic wastes are converted into biogas, reducing LPG consumption.

In our mining operations, we are striving toward zero waste mining and have adopted environment-friendly mining techniques and equipment. To reduce paper consumption and protect trees, digital technologies have been used to make all Board and Committee meetings paperless.

	2019-20	2020-21
Hazardous	<b>72</b>	<b>49</b>
E-waste	<b>28</b>	<b>9</b>
Biomedical waste	<b>0.41</b>	<b>0.22</b>

### Sustainable supply chain, packing and labelling

Our manufacturing facilities are strategically located in close proximity to limestone mines and also consumer markets and sea ports, thus, ensuring easy transportation of limestone and cement respectively, with lesser carbon footprint. Again, our proximal location of cement grinding units to thermal plants ensure easy transportation of fly ash with a lesser carbon footprint. We have focussed on commissioning railway siding at most of our plants, ensuring easy and efficient transportation of materials and cement. Further, we also provide financial assistance to transporters to own trucks and replace old trucks with new ones. All this helps us attain logistical sustenance and increase logistics efficiencies.

At Ramco, we use biaxially-oriented polypropylene bags for packaging of cement, which are woven and laminated using organic materials. We have also focussed on collaborating with the municipal corporations at the areas of our operation, to collect back plastic waste and recycle it. These measures help us ensure responsible and sustainable product packaging. Further, we ensure effective communication of the sustainability measures undertaken at Ramco to our customers through our product labelling.





# Sustainability – Social

## A people-first culture



At Ramco Cements, we believe people are our biggest assets, and are led by a people-centric culture. We have aligned the goals of our employees with that of the organisation. We are investing in their personal and professional development and empowerment to achieve them.

### Ensuring a safe workplace

Safety of employees and contractors has always been at the forefront of our focus. To ensure the highest standards of safety, we have an Apex Committee at each of our manufacturing facility, which meets every month to review the policies, processes and systems. They are supported by Works Committees and Sub Committees.

We carry out monthly campaigns on safety norms related to hazard identification and risk assessment (HIRA) and road safety. To reduce incidents, Root Cause Analysis (RCA) is undertaken for each incident. Employee engagement programs are done to promote safety awareness. All new employees and contract workmen must undergo Safety Induction Program. Each of our unit has experienced medical personnel and healthcare infrastructure.

With the onset of pandemic, additional safety measures were undertaken in accordance with the government guidelines. Shift timings were changed, social distancing was ensured and regular sanitisation was carried out after each shift.

#### 2019-20

Number of injuries

**NIL**

Number of fatalities

**NIL**

Number of COVID infections

**NIL**

#### 2020-21

Number of injuries

**NIL**

Number of fatalities

**NIL**

Number of COVID infections

**212**

### Employee engagement and wellness

Employee engagement and wellness plays a crucial role in ensuring employee satisfaction, motivation and driving their performance. Its role in the unprecedented times of pandemic was even more evident.

We ensure a holistic approach towards their health and wellbeing which covers physical, mental and spiritual dimensions. We provide various healthcare benefits for permanent and contract personnel. Wellness programs like yoga, work-life balance and personality development are conducted. During the year, despite the challenge posed by the pandemic, we ensured their uninterrupted career progression by paying full salaries, and also providing performance appraisals at all levels.

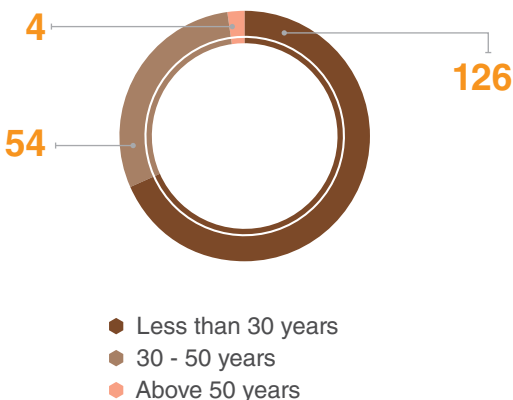
Further, to stay connected, ensure employee well-being, and engage proactively with all our employees, we publish our organisation magazine covering events and news about the organisation, employees and business partners, namely Ramco Bhandham.

### Diversity and inclusion

We ensure a diverse employee base, marked by employees from various fields of expertise, age demography and gender, among others. This facilitates in bringing diverse perspectives, promotes innovation and enhance the productivity. Women participation is encouraged by protecting their rights and ensuring non-tolerance for any form of sexual harassment.

### Driving diversity at Ramco Cements

New hires by age (FY 2020-21)



### Learning and development

We have instituted an in-house team of professionals to undertake need-based training programmes. We have also partnered with Ross School of Business under the University of Michigan, and Harvard Business School to provide leadership trainings to senior executives. Financial assistance is provided to encourage employees upgrade their skills through external trainings and educational programmes.

#### Training provided by type (2020-21)

Type of training (internal / external / technical / behavioural)

Internal courses for skill upgradation

**29** employees

External courses for skill upgradation

**469** employees

#### Training hours by employee category

Training hours during 2020-21

**168** Senior management (General Manager and above)

**2,222** Junior management (Assistant Manager, Deputy Manager and Manager)

**736** Middle management (Senior Manager to Deputy General Manager)

**1,068** Staff (All Staff category employees, Assistants and Trainees)



## Ensuring Holistic Development of Communities

At Ramco Cements, we are driven by the vision to drive social and economic development of the communities for a better and sustainable way of life. During FY 2020-21, we channelised our efforts towards helping the communities combat the pandemic by undertaking COVID-19 relief measures.



## Education and skilling

We carry out educational and skill training initiatives for youths through Ramco Cements Limited Educational & Charitable Trust. The Trust's Vidya Mandir Matric Higher Secondary School at Alathiyur provides education to 1,600 students through 65 qualified teachers. The Trust has another school in pipeline – Ramco Vidyalaya – at Alathiyur, which will provide education to 1,000 students and employ 50 teachers.

We have transformed the Government Higher Secondary School at Govindapuram, by implementing our 5S culture which has driven favourable change in students' attitudes and improved their academic performance. We also provide amenities like academic material and uniforms to 2,000 government school students annually.



In addition to education, we also promote skills training to youth through the Industrial Training Institutes (ITIs), which are operating under the Ministry of Skill Development & Entrepreneurship of India. We provide skills training through these institutes by collaborating with the National Skill Development Council.

The Company's ITI was ranked Third in the country by Skill Strengthening for Industrial Value Enhancement Project of Government of India.





Technology-enabled education is peeping deep into the rural classrooms, paving a way to smart education - The Smart Class at our Vidya Mandir Matriculation Higher Secondary School, Alathiyur.

**Number of beneficiaries from education**

**5,977**  
Students

**274**  
Teachers

**7**  
Schools

**Number of beneficiaries from skills training**

**182**  
Students

**17**  
Teachers







↳ Post desilting of Kurujan Lake in Ariyalur District, as part of Company's CSR Activities



**Water and sanitation**

As part of our sanitation drive, we have constructed 70 smart toilets during 2019-20 and 2020-21, in the Ariyalur district, in partnership with Gramalaya. Further, we have also desilted water of various lakes and installed RO units to supply fresh drinking water to 15,000 people across surrounding villages.



**Health and special needs**

We run occupational healthcare centres in all our integrated cement plants, in addition to organising primary and secondary healthcare campaigns in South and East India. During FY 2020-21, we supported the government primary health centre at Manakkudayan with diagnostic equipment for pregnant women and adolescent girls. In association with Vision Spring Foundation, we also conducted vision screening camps for truck drivers, wherein 556 drivers were screened and 379 drivers were provided spectacles. During the year, we conducted 17 medical camps for the villagers around our factories.

**1,847**

**Number of beneficiaries from the medical camps in FY 2020-21**



**Sports**

To promote extracurricular activities such as sports in rural areas, we support school sports events, team sports and various other sports competition. We also promote women athletes at both national and state levels. We have supported para-athlete Ms Sivagami in competing nationally and internationally. We have also facilitated coaching, sports kits and team jerseys to Ariyalur girls netball team for state level (Tamil Nadu) competition.



↳ Donation of Ambulance to Police Department, Ariyalur District



### Agriculture and livelihood

We provide training to the farmers to ensure improved cattle health. We are promoting agroforestry, wherein we planted 20,000 trees across 35 acres in 17 villages near our Ariyalur unit. We also imparted training to the farmers related to the cultivation of trees and conservation farming. These initiatives not only helped enrich biodiversity, but also generate alternate sources of income for the farmers.



### Environment and biodiversity

At Ramco Cements, we have focussed on responsible waste management by conducting programmes such as 'Garbology' and 'kNOw Plastics'. These programmes are directed towards reducing, reusing and recycling waste, and responsible disposal of waste. We have also collaborated with the Tamil Nadu Government to introduce relevant topics on waste management in the school curriculum, ensuring educating the children from a very young age.

On the water conservation front, we have desilted ponds in our areas of operation. We have focussed on supplying water to these ponds from our mines, helping meet the water requirements of the villagers.



↳ Improving the Ground Water Resources in the neighbourhood - Restoration of the Nallathanneer Lake located at Kattupringium block of Ariyalur District, as part of Company's CSR activities.



↳ As part of Company's CSR activities and towards combating of COVID-19, the Company undertook spraying of disinfectant in many villages of the Ariyalur District.



### COVID-19 and other relief measures

The FY 2020-21 was marked by not just a pandemic, but also cyclones and floods across various parts of the country. We came forward to support the communities during these challenging times. More than ₹11 crores was contributed towards these efforts.



## Biodiversity

# Niṣkr̥tiḥ – Ramco's Mine Restoration Project in Pandalgudi

We are undertaking proactive greening measures at our manufacturing facilities, mining sites and townships as well as nearby areas. We have partnered Autoville Botanical Gardens to restore the Pandalgudi mines and transfer the area into a recreational eco-park. The object of the project is to create an area that serves both the needs of the local community and at the same time provides a habitat for the flora and fauna of the region. There are cycle tracks and walking trails extending to over 7 km. The park will also have facilities for Adventure Sports, Rock Gardens, Miyawaki Forest, Ponds for Wild Life, etc.







**2,20,000**

number of saplings had been planted during FY 2019-20 and FY 2020-21.



Please scan the QR code to watch the video that gives an introduction to the ecological restoration work carried out at the limestone mines of The Ramco Cements in Pandalgudi.

## Sustainability - Governance

# Leadership that instils trust



At Ramco Cements, our constant endeavour is to create a robust governance framework which is centred around integrity and ethics. We strive to promote transparency, accountability, awareness and equity in all aspects of our operations.



Over the years, we have successfully created a strong governance framework, on the back of an effective Board of Directors and its committees, led by our core values. The committees have specific teams working under them, ensuring seamless operations.

### Governance framework

We have a robust governance framework that goes beyond regulatory compliance for maximising shareholder value sustainably. Its architecture is based on the Board's independence to ensure transparency and protection

of interests of all stakeholders. It is strengthened through various policies and codes. These are regularly updated as per global best practices. Our framework enables conducting business with highest standards of compliance, honesty, integrity, and responsible business practices. We have zero tolerance for fraud or unethical practices. This is achieved through our Code of Conduct which guides the actions of all employees and Directors. Mechanisms are in place to report any concerns or violations of the Code of Conduct.

### Ethical conduct

We adhere to highest standards of business ethics across all activities, while ensuring protection of rights of all stakeholders. We have formulated a host of policies to maintain ethical and lawful behaviour and uphold the integrity of the organisation. These include:



Code of conduct for Directors and Senior Management



Code of conduct for insider trading



Nomination and Remuneration Policy



Whistle Blower Policy



Safety, Health and Environmental Policy



Risk Management Policy



Policy on Prevention of Sexual Harassment (PoSH) of Women at Workplace



Corporate Social Responsibility (CSR) Policy



Business Responsibility Policy



Related Party Transaction Policy




Unpublished Price Sensitive Information (‘UPS’) Policy



Material Events and Information Disclosure Policy

### Board independence and diversity

We have seven Board members, of whom six are Independent Directors, which inherently validates the transparency and fairness of our Board. We have a diverse Board comprising members from varied fields such as manufacturing, business management, banking, finance, accounts, leadership and governance, legal and regulatory matters and risk management, and technology. The Board meets every quarter to review the quarterly performance and whenever needed.





# Board of Directors



1 2 3 4 5

## P. R. Venketrama Raja

*Chairman and Managing Director*

With a Bachelor's Degree in Chemical Engineering from University of Madras and Masters in Business Administration (MBA) from University of Michigan, he has been on the Board of The Ramco Cements Limited since 1985. He has a rich experience of more than three decades in textiles, cement and information technology sectors. He is also on the Board of Ramco Industries Limited, Ramco Systems Limited, Rajapalayam Mills Limited and The Ramaraju Surgical Cotton Mills Limited.



1 2

## R.S. Agarwal

*Independent Director*

With a Bachelor's Degree in Chemical Engineering, he started his career in 1965 in a leading paper mill of Northern India, where he worked at various levels for 9 years. Post this, he joined Industrial Development Bank of India (IDBI), where he served for 28 years, and retired as its Executive Director. He joined Ramco Cements as a member of the Board in 2006. He is also on the Board of Ramco Industries Limited, Ramco Systems Limited and Suryalakshmi Cotton Mills Limited.



1 4

## M. B. N. Rao

*Independent Director*

With a graduation in Agriculture, and diplomas in Computer Studies from University of Cambridge and National Centre for Information Technology, United Kingdom and a certificate in Industrial Finance, he started his banking career in 1970 as a Probationary Officer with Indian Bank. Over the years, he worked across various hierarchies before emerging as the Chairman and Managing Director of Indian Bank. He retired his career as the Chairman & Managing Director of Canara Bank. He joined Ramco Cements as a member of the Board in 2009. He is also on the Board of KG Denim Limited, Taj GVK Hotels and Resorts Limited and Apollo Hospitals Enterprises Limited.



1 2 3 4 5

## M. M. Venkatachalam

*Independent Director*

With a graduation in Agriculture from the University of Agricultural Sciences in Bangalore and MBA from the George Washington University, USA, he was the Vice Chairman of The Planters' Association of Tamil Nadu. He was also the past president of The Employers' Federation of Southern India. He joined Ramco Cements as a member of the Board in 2013. He is also a Director of Coromandel International Limited, E.I.D Parry (India) Limited, Ramco Systems Limited and Coromandel Engineering Company Limited.



**Justice Chitra Venkataraman (Retd.)**

*Independent Director*

With a graduation in Economics from Ethiraj College, Chennai, and a Bachelor of Law from Law College, Chennai, she started her practice at Madras High Court with a specialisation in Direct and Indirect tax laws. For the period 1991 to 1995, she was appointed as Government Pleader, following which she was appointed as the standing counsel for Income Tax for another 10 years. In 2005, she was elevated as Judge of Madras High Court, from where she retired in April 2014. She joined Ramco Cements as a member of the Board in 2015. She is also on the Board of Ramco Industries Limited and Lakshmi Machine Works Limited.



**M. F. Farooqui, IAS (Retd.)**

*Independent Director*

With a Master's Degree in Physics and Business Administration, he has spent 36 years of his life as a Civil Servant in the Indian Administrative Service. In his tenure of service, he worked in various positions, including as Secretary-Department of Telecom and Heavy Industries, Special Secretary & Additional Secretary-Ministry of Environment and Joint Secretary-Department of Economic Affairs. He joined Ramco Cements as a member of the Board in 2017. He is also on the Board of TVS Electronics Limited.



**M. S. Krishnan**

*Independent Director*

With a Bachelor's Degree in Mathematics, a Master's Degree in Computer Application, and MS and Ph.D. in Industrial Administration, he is an Associate Dean, Executive Programs, Accenture Professor of Computer Information Systems and Professor of Technology and Operations at the Ross School of Business, University of Michigan. Over the years, his research has span across Business Model Innovation, Technology Enabled Personalisation, Ecosystem Innovation, Corporate IT Strategy, Business Value of IT investments, Metrics and Measures for Business Process and Software Quality, Productivity and Customer Satisfaction. In January 2000, American Society for Quality (ASQ) selected him as one of the 21 voices of quality for the twenty first century. He was also selected as one of the top thinkers on Business Technology by Information Week-Optimise Magazine in 2004, based on their reader surveys. He joined Ramco Cements as a member of the Board in 2019.

**Board diversity**

**6** Number of Independent Directors

**5** Number of Board meetings held during FY 2020-21

**97** Board attendance during FY 2020-21 (%)

1. Audit Committee
2. Nomination and Remuneration Committee
3. Stakeholders Relationship Committee
4. Risk Management Committee
5. CSR Committee

- Chairman of Committee
- Member of Committee

# Leadership team



**A. V. Dharmakrishnan**  
*Chief Executive Officer*

He joined the Company when it was having a single manufacturing unit and grew with it to become the Chief Executive Officer. He is now heading and successfully steering the Company in all its spheres of operations. A great believer of the digital management system, he is responsible for introducing data-driven decision-making and management control system across all layers of the organisation.



**Balaji K Moorthy**  
*Executive Director - Marketing*

He heads the marketing functions of the Company. With the rapid expansion in the manufacturing capacity of the Company, he is responsible for creating various new markets in Karnataka, Odisha, West Bengal, etc. He is credited with popularising the various types of cements of the Company, which are vital for its progress.



**M. Srinivasan**  
*Executive Director - Operations*

He heads the manufacturing team and is responsible for production, quality control and research & development activities. His vast knowledge in the chemistry of cement has helped the organisation in the development of various types of cement for specialised applications. He is also heading the project team executing the capacity augmentation projects.



**S. Vaithyanathan**  
*Chief Financial Officer*

He heads the Finance and Accounts teams of the Company. He is responsible for project financial planning, tax planning, internal controls, commercial and logistics operations of the Company. He is also responsible for managing the Company's finances, management of financial risks and other operational risks, maintenance of books of accounts, financial reporting and analysis of data. He assists the Company on all strategic and tactical matters relating to budget management, cost-benefit analysis and forecasting.



**K. Selvanayagam**  
*Company Secretary*

He heads the Secretarial and related compliance functions of the Company. He handles meetings, and all in-house share-related matters including connectivity with NSDL and CDSL. He has handled bonus issues, buy-back of shares, etc., and is responsible for introducing paperless Board Meetings. Contributing to inhouse management training programmes and the large CSR functions of the Company are his added responsibilities.



## Senior executive team

Our senior executive team comprises experienced and qualified individuals from diverse fields. With robust management skills and deep expertise in the cement industry they bring in their collective knowledge to drive organisational growth and create value for all stakeholders.

### **Ravishankar N**

Senior President –  
Manufacturing

### **Ramalingam S**

Senior Vice President –  
Manufacturing

### **Meenashi Sundaram R**

Vice President –  
Works

### **Ramakrishnan R**

President – Marketing

### **Sai Kumar M J**

Senior Vice President – HR

### **Santhana Krishnan V**

Vice President – Works

### **Prashanth Vasu**

President – Strategy

### **Chidambaram M**

Senior Vice President –  
Administration

### **Murthy Rao S V R K**

Vice President –  
Process

### **Hari T R**

President – Digital Process  
Solutions

### **Ramaraj S**

Senior Vice President –  
Administration

### **Murugesan G**

Vice President – IT

### **Jayakumar K**

Senior Vice President –  
Marketing

### **Reddy Nagaraju**

Senior Vice President – Projects

### **Ravichandran C**

Vice President –  
Liaison and CSR

### **Ashish Kumar Srivastava**

Senior Vice President –  
Manufacturing

### **Madhusudan Kulkarni**

Vice President – Works

### **Renjit Jacob Mathews**

Vice President –  
Marketing

## Awards and accolades

# Recognised for excellence

At Ramco Cements, we strive to be ahead of the curve with respect to innovation, quality, product diversity and sustainability. In doing so, we have undertaken several measures during the fiscal 2020-21, which was validated through various rewards and certifications.

### Alathiyur



The Alathiyur plant had been awarded **Golden Peacock National Training Award** for the year 2020 by The Institute of Directors, New Delhi.



The Alathiyur unit had been awarded **5 Stars Rating in Environment, Health & Safety Excellence Level Award 2020** by Confederation of Indian Industry, Chennai.



The Alathiyur unit had been awarded **Occupational Health & Safety Award 2020** by Apex India Foundation.



↳ The Alathiyur unit had been awarded **Greentech Environment Award 2020** for its outstanding achievement in Green Belt Development, by Greentech Foundation, New Delhi.

## Ariyalur



The Ariyalur unit had been awarded **Best Community Development Award for COVID-19** at the National Awards for Excellence in CSR & Sustainability by World CSR Day.



The Ariyalur unit had won **Gold Medal** and Overall 2nd Runner Up in India for India Green Manufacturing Challenge from the International Research Institute of Management (IRIM), Mumbai.

## Ramasamy Raja Nagar



The Ramasamy Raja Nagar unit had been awarded Innovative Project Award for **Transportation of Waste Heat Recovery Steam to CPP Turbine** in the 21st National Award for Excellence in Energy Management 2020, conducted by Confederation of Indian Industry.



The photos of CII Awards



The Ramasamy Raja Unit had received Gold Medal at the National Awards for Manufacturing Competitiveness 2020, organised by International Research Institute for Manufacturing. The unit had also received **Special Award for Sustainability in Operations** in All India Level, for demonstrating commitment and excellence in the journey towards improving manufacturing competitiveness.



# 15-year highlights

S. No.	Particulars	UOM	GAAP									Ind AS					
			2006-07	2007-08	2008-09	2009-10	2010-11	2011-12	2012-13	2013-14	2014-15	2015-16	2016-17	2017-18	2018-19	2019-20	2020-21
1	Clinker Capacity	Lac Tons	42.09	44.67	62.82	74.47	74.47	90.97	90.97	91.47	91.47	91.47	101.09	101.09	101.09	101.09	99.02
2	Clinker Production	Lac Tons	40.50	43.56	49.49	61.23	55.73	56.02	63.23	65.39	56.67	53.31	60.67	71.65	86.18	90.85	73.87
3	Clinker Capacity Utilisation	In %	96%	98%	79%	82%	75%	62%	70%	71%	62%	58%	60%	71%	85%	90%	75%
4	<b>Cement Capacity</b>																
	- Integrated Plants	Lac Tons	59.90	79.90	99.90	104.90	104.90	104.90	124.90	124.90	124.90	124.90	124.90	124.90	124.90	124.90	122.00
	- Grinding Plants	Lac Tons	-	-	-	19.50	19.50	19.50	30.50	30.50	40.00	40.00	40.00	42.00	42.00	63.00	72.00
5	Total Cement Capacity	Lac Tons	59.90	79.90	99.90	124.40	124.40	124.40	155.40	155.40	164.90	164.90	164.90	166.90	166.90	187.90	194.00
6	Cement Production	Lac Tons	56.68	58.46	65.26	80.26	73.05	75.22	84.75	85.90	76.96	72.33	83.11	93.16	111.84	114.12	99.25
7	Cement to Clinker Ratio	In Times	1.40	1.34	1.32	1.31	1.31	1.34	1.34	1.31	1.36	1.36	1.37	1.30	1.30	1.26	1.34
8	Cement Sales Volume	Lac Tons	56.67	58.21	65.28	79.54	72.48	75.04	83.60	85.97	76.68	71.99	83.48	93.12	111.24	112.03	99.77
9	<b>Windfarms</b>																
	- Capacity	In MW	63.79	136.00	181.59	185.59	159.19	159.19	159.19	125.95	125.95	125.95	125.95	125.95	125.95	125.95	125.95
	- Generation	Lac Units	657	1,426	2,611	4,116	3,572	2,855	3,247	2,667	2,106	1,643	2,747	2,624	2,426	2,268	2,141
10	Net Revenue	₹ In Crores	1,581.69	2,021.35	2,471.23	2,821.25	2,644.69	3,256.58	3,872.66	3,769.23	3,731.77	3,661.69	3,993.05	4,443.00	5,174.71	5,405.64	5,303.08
11	EBITDA	₹ In Crores	563.50	761.76	793.49	877.29	657.31	969.77	1,047.30	648.76	800.12	1,160.02	1,238.16	1,136.07	1,064.97	1,173.82	1,582.60
12	Blended EBITDA per Ton	In ₹	994	1,309	1,216	1,103	907	1,292	1,253	755	1,043	1,611	1,483	1,220	957	1,048	1,586
13	Finance Costs in P & L	₹ In Crores	22.83	51.70	110.01	150.87	139.28	158.45	178.51	188.13	193.81	181.86	103.52	59.21	50.87	71.35	87.62
14	Profit before Tax	₹ In Crores	468.57	616.80	545.42	530.44	297.26	557.42	588.21	154.34	356.43	673.37	850.15	784.66	715.58	787.21	1,139.68
15	Profit after Tax	₹ In Crores	308.02	408.29	363.52	353.68	210.98	385.11	403.65	137.70	242.35	542.19	649.29	555.66	505.89	601.09	761.08
16	Cash generation	₹ In Crores	540.47	710.07	683.14	726.53	518.03	811.32	868.79	460.63	606.31	978.16	1,134.64	1,076.86	1,014.10	1,102.47	1,494.98
17	No. of Employees	Numbers	1,955	2,260	2,447	2,583	2,593	2,626	2,787	2,937	2,883	2,846	2,883	3,034	3,188	3,327	3,374
18	Revenue generated per Employee	₹ In Crores	0.81	0.89	1.01	1.09	1.02	1.24	1.39	1.28	1.29	1.29	1.39	1.46	1.62	1.62	1.57
19	CSR Expenditure	₹ In Crores	1.10	1.72	4.39	4.47	4.32	9.38	32.75	16.84	7.80	6.66	7.28	10.93	17.97	14.99	18.01
20	Contribution to Exchequer	₹ In Crores	561.07	609.54	711.10	809.00	839.00	1,186.00	1,423.00	1,403.00	1,418.00	1,550.00	1,711.26	1,837.49	1,951.88	1,966.85	1,994.90
21	Gross Fixed Assets (including CWIP)	₹ In Crores	1,977.42	3,290.93	4,552.96	5,128.84	5,836.88	6,378.74	6,770.68	7,228.67	7,685.40	7,915.07	8,177.61	8,602.98	9,599.18	11,465.40	13,208.60
22	Equity Share Capital	₹ In Crores	12.08	11.90	23.80	23.80	23.80	23.80	23.80	23.80	23.81	23.81	23.81	23.56	23.56	23.56	23.59
23	Face Value per Share	In ₹	10	10	1	1	1	1	1	1	1	1	1	1	1	1	1
24	Debt	₹ In Crores	677.33	1,635.64	2,463.45	2,566.51	2,791.17	2,710.41	2,667.05	2,928.80	2,711.89	2,123.04	1,424.81	1,113.16	1,618.70	3,024.09	3,101.72
25	Networth	₹ In Crores	664.83	950.86	1,243.74	1,536.77	1,734.51	2,050.38	2,370.76	2,482.08	2,645.19	3,093.46	3,741.51	4,042.18	4,460.11	4,918.56	5,626.80
26	Capital Employed	₹ In Crores	1,342.16	2,586.50	3,707.19	4,103.28	4,525.68	4,760.79	5,037.81	5,410.88	5,357.08	5,216.50	5,166.32	5,155.34	6,078.81	7,942.65	8,728.52
<b>Profitability Ratios</b>																	
27	EBITDA Margin	In %	35.63%	37.69%	32.11%	31.10%	24.85%	29.78%	27.04%	17.21%	21.44%	31.68%	31.01%	25.57%	20.58%	21.71%	29.84%
28	P B T Margin	In %	29.62%	30.51%	22.07%	18.80%	11.24%	17.12%	15.19%	4.09%	9.55%	18.39%	21.29%	17.66%	13.83%	14.56%	21.49%
29	P A T Margin	In %	19.47%	20.20%	14.71%	12.54%	7.98%	11.83%	10.42%	3.65%	6.49%	14.81%	16.26%	12.51%	9.78%	11.12%	14.35%
30	Return on Capital Employed	In %	28.34%	23.42%	15.05%	12.92%	8.12%	11.71%	11.88%	6.24%	8.10%	13.66%	14.48%	11.88%	9.86%	9.48%	10.14%
<b>Leverage Ratios</b>																	
31	Net Debt to EBITDA	In Multiples	1.10	2.12	3.06	2.89	4.19	2.77	2.50	4.45	3.32	1.76	1.08	0.90	1.47	2.52	1.89
32	Debt Equity Ratio	In Multiples	1.02	1.72	1.98	1.67	1.61	1.32	1.12	1.18	1.03	0.69	0.38	0.28	0.36	0.61	0.55
33	Debt Service Coverage Ratio	In Multiples	6.08	7.36	2.89	1.53	0.46	0.65	1.13	0.66	0.77	0.56	1.30	2.23	4.52	2.90	1.80
34	Interest Service Coverage Ratio	In Multiples	16.46	12.90	3.85	4.01	2.70	3.70	3.81	1.60	2.36	4.70	9.21	13.25	9.58	5.56	6.53
<b>Liquidity Ratios</b>																	
35	Current Ratio	In multiples	1.34	0.99	1.52	1.97	1.47	1.14	1.34	1.23	1.21	1.24	1.27	1.13	1.07	1.06	1.26
36	Average Receivable days	In Days	13	11	11	16	23	21	24	29	33	42	47	41	33	34	31
37	Average Inventory days	In Days	26	33	42	48	56	50	51	62	59	53	51	47	39	41	43
38	Average Payable days	In Days	12	16	16	18	23	17	15	20	24	23	22	21	18	20	24
39	Cash to Cash Cycle (C2C)	In Days	27	29	37	46	55	54	60	71	69	72	77	66	54	55	50
<b>Market Ratios</b>																	
40	Earnings per share	In ₹	255	343	15	15	9	16	17	6	10	23	27	23	21	25	32
41	Dividend per share	In ₹	25.00	40.00	2.00	2.00	1.25	2.50	3.00	1.00	1.50	3.00	3.00	3.00	3.00	2.50	3.00
42	Dividend Distributed	₹ In Crores	30.24	48.03	47.66	47.66	29.79	59.58	71.49	23.83	35.75	71.49	70.75	70.74	70.74	58.95	70.84
43	Dividend payout ratio	In %	10%	12%	13%	13%	14%	15%	18%	17%	15%	13%	11%	13%	14%	10%	9%
44	PE Ratio	In Multiples	11	10	5	8	12	10	15	37	30	18	25	31	34	20	20
45	<b>Market price per share</b>																
	- High	In ₹	3,750	5,072	198	140	134	169	274	261	380	428	728	831	879	884	1,043
	- Low	In ₹	1,745	2,500	55	70	85	76	134	135	205	279	396	648	547	466	455
	- As at 31st March	In ₹	2,730	3,349	71	122	102	154	254	215	305	400	673	724	736	513	1,003
46	Market Capitalisation	₹ In Crores	3,297	3,986	1,700	2,897	2,427	3,659	6,045	5,117	7,265	9,520	16,016	17,056	17,338	12,082	23,650
47	Networth per share	In ₹	550	799	52	65	73	86	100	104	111	130	157	172	189	209	239

# Corporate information

## Board of Directors

**Shri P.R. Venketrama Raja**, B.Tech.  
Chairman & Managing Director

**Shri R.S. Agarwal**, B.Sc., B.E.

**Shri M.B.N. Rao**, B.Sc. (Agri.)

**Shri M.M. Venkatachalam**, B.Sc. (Agri.)

**Smt Justice Chitra Venkataraman** (Retd.)

**Shri M.F. Farooqui**, IAS (Retd.)

**Shri M.S. Krishnan**, MS, PhD

## Chief Executive Officer

**Shri A.V. Dharmakrishnan**

## Chief Financial Officer

**Shri S.Vaithyanathan**

## Secretary

**Shri K.Selvanayagam**

## Corporate Office

98-A, Dr. Radhakrishnan Road, Mylapore  
Chennai – 600 004, Tamil Nadu

## Registered Office

“Ramamandiram”  
Rajapalayam – 626 117, Tamil Nadu

## Website

[www.ramcocements.in](http://www.ramcocements.in)

## Corporate Identity Number

L26941TN1957PLC003566

## Debenture Trustee

IDBI Trusteeship Services Limited,  
Asian Building, Ground Floor,  
17, R. Kamani Marg, Ballard Estate,  
Mumbai – 400 001.

## Bankers

Axis Bank Limited

Canara Bank

Citi Bank

HDFC Bank Ltd

ICICI Bank Ltd

IDBI Bank Ltd

IDFC First Bank Ltd

Kotak Mahindra Bank Ltd

RBL Bank Ltd

Standard Chartered Bank

State Bank of India

The Federal Bank Ltd

The Hongkong and Shanghai Banking Corporation Ltd

## Auditors

### M/s. Ramakrishna Raja and Co.

Chartered Accountants  
1-D, GD Apartments, 6, Shanthinikethan  
V.P. Rathinasamy Nadar Road, Bibikulam,  
Madurai – 625 002.

### M/s. SRSV & Associates

Chartered Accountants  
F2, 1<sup>st</sup> Floor, B Block, Sivams Padmalaya  
28/25, Neelakanta Metha Street  
T. Nagar, Chennai – 600 017.

## Cost Auditors

### M/s. Geeyes & Co.

A-3, III Floor, 56, Seventh Avenue  
Ashok Nagar, Chennai – 600 083.

## Secretarial Auditors

### M/s. S. Krishnamurthy & Co

Company Secretaries  
Old No. 17, New No. 16, Pattammal Street  
Mandaveli, Chennai – 600 028.

# Notice to the Members

Notice is hereby given that the 63<sup>rd</sup> Annual General Meeting (AGM) of the Company will be held at 10.00 AM on Thursday, the 19<sup>th</sup> August 2021. This AGM is being conducted through Video Conferencing / Other Audio Visual Means (VC) the details of which are provided in the Notes to this Notice. The following are the businesses that would be transacted at this AGM.

## Ordinary Business

- To consider and pass the following Resolution, as an ORDINARY RESOLUTION:  
 “RESOLVED THAT the Company’s Separate and Consolidated Audited Financial Statements for the year ended 31<sup>st</sup> March 2021, and the Reports of the Board of Directors and Auditors thereon be and are hereby considered and adopted.”
- To consider and pass the following Resolution, as an ORDINARY RESOLUTION:  
 “RESOLVED THAT Shri.P.R.Venketrama Raja (DIN: 00331406), who retires by rotation, be and is hereby reappointed as a Director of the Company.”

## Special Business

- To consider and pass the following Resolution as a SPECIAL RESOLUTION:  
 “RESOLVED that pursuant to Section 149, 152 and such other provisions as applicable, of the Companies Act, 2013 and the Rules thereunder, Shri.M.F.Farooqui, IAS (Retd.) (DIN: 01910054), Independent Director of the Company, whose term ends on 29-08-2022 be reappointed as Independent Director for another term of 5 years starting from 30-08-2022 to 29-08-2027.”
- To consider and pass the following Resolution, as an ORDINARY RESOLUTION:  
 “RESOLVED THAT pursuant to the provisions of Section 148(3) and other applicable provisions, if any, of the Companies Act, 2013 and Rule 14 of Companies (Audit and Auditors) Rules, 2014, the remuneration of ₹ 5,50,000/- (Rupees Five lakhs fifty thousand only) exclusive of GST and Out-of-pocket expenses, payable to M/s.Geeyes & Co., Cost Accountants (Firm Registration No: 000044) appointed as the Cost Auditors of the Company by the Board of Directors, for the financial year 2021-22 for auditing the Cost Records relating to manufacture of cement and generation of wind energy, be and is hereby ratified.”

By Order of the Board,  
 For **THE RAMCO CEMENTS LIMITED**,

Rajapalayam  
 24-05-2021

**P.R.VENKETRAMA RAJA**  
 Chairman & Managing Director

## Notes:

- Statement pursuant to Section 102 of the Companies Act, 2013, setting out the material facts concerning each item of Special Business is annexed hereto.
- The Company has chosen to conduct the AGM through VC, in view of the continuing Covid-19 pandemic. The AGM would be conducted in accordance with the General Circular No: 02/2021 dated 13<sup>th</sup> January 2021, issued by Ministry of Corporate Affairs, Government of India and Circular No: SEBI/HO/CFD/CMD2/CIR/P/2021/11 dated 15<sup>th</sup> January 2021, issued by Securities and Exchange Board of India (SEBI) and such other instructions that may be issued by Statutory Authorities.
- The Company would be providing the Central Depository Services (India) Limited’s (CDSL) system for the members to cast their vote through remote e-voting and participate in the AGM through VC.
- Proxies are not being sent to shareholders, as the meeting is being conducted through VC.
- The Company is also releasing a Public Notice by way of advertisement in English in Business Line (All editions), The New Indian Express (Combined Chennai edition), Trinity Mirror (All editions), Business Standard (All Editions) and in Tamil in Dinamani (Combined Chennai edition) and Makkal Kural (All editions), containing the following information:
  - Convening of AGM through VC in compliance with applicable provisions of the Act.
  - Date and Time of the AGM.
  - Availability of Notice of the Meeting on the website of the Company, the stock exchanges, viz. BSE Limited and National Stock Exchange of India Limited, where the Company’s shares are listed and at <https://www.evotingindia.com>
  - Requesting the members who have not registered their E-Mail addresses with the Company, to get the same registered with the Company.
- The cut-off date will be 12-08-2021, for determining the eligibility to vote by remote e-voting or in the AGM.
- Pursuant to Rule 8 of Investor Education and Protection Fund (Accounting, Audit, Transfer and Refund) Rules, 2016, the Company has uploaded the details of unclaimed/unpaid dividends lying with the Company on the website of the Company ([www.ramcocements.in](http://www.ramcocements.in)), as also on the website of the Ministry of Corporate Affairs. The dividends remaining unpaid for a period of over 7 years will be transferred to the Investor Education & Protection Fund (IEPF) of the Central Government. Hence, the members



who have not claimed their dividend relating to the earlier years may write to the Company for claiming the amount before it is so transferred to the Fund. The details of due dates for transfer of such unclaimed dividend to the said Fund are:

Year	Type of dividend	Date of declaration of Dividend	Last date for claiming Unpaid Dividend	Due Date for Transfer to IEP Fund
2013-14	Dividend	28-07-2014	27-07-2021	25-08-2021
2014-15	Dividend	06-08-2015	05-08-2022	01-09-2022
2015-16	Dividend	11-03-2016	10-03-2023	08-04-2023
2016-17	Dividend	04-08-2017	03-08-2024	01-09-2024
2017-18	Dividend	03-08-2018	02-08-2025	31-08-2025
2018-19	Dividend	08-08-2019	07-08-2026	06-09-2026
2019-20	Dividend	03-03-2020	02-03-2027	01-04-2027
2020-21	Interim Dividend	12-03-2021	11-03-2028	10-04-2028

8. In accordance with Section 125(5) of the Companies Act, 2013, the Company has transferred the unclaimed/unpaid dividends lying with the Company for a period of over 7 years, to the IEPF established by the Central Government.
9. In accordance with Section 124(6) of the Companies Act, 2013, read with the Investor Education and Protection Fund Authority (Accounting, Auditing, Transfer and Refund) Rules, 2016, the shares in respect of which, dividend has not been paid or claimed for 7 consecutive years or more have been transferred by the Company to IEPF. The shareholders / their legal heirs are entitled to claim the said shares and the dividend so transferred from the IEPF by making an online application in Form No: IEPF-5 to the IEPF Authority. The procedure and the form are available at [www.ramcocements.in](http://www.ramcocements.in) and [www.iepf.gov.in](http://www.iepf.gov.in)
10. Despatching of physical copies of the financial statements (including Board's report, Auditor's report or other documents required to be attached therewith), has been dispensed with. Such statements are being sent only by email to the members, trustees for the debenture-holders and to all other persons so entitled. The Annual Report will also be made available on the Company's Website - [www.ramcocements.in](http://www.ramcocements.in) and at the websites of the BSE Limited and National Stock Exchange of India Limited, where the Company's shares are listed and CDSL's e-voting portal at <https://www.evotingindia.com>
- D. Pursuant to said SEBI Circular, Login method for e-voting and joining the AGM through VC for Individual shareholders holding securities in Demat mode are given below:

Type of shareholders	Login Method
Individual Shareholders holding securities in Demat mode with <b>CDSL</b>	<p>1) Users who have opted for CDSL Easi / Easiest facility, can login through their existing user id and password. Option will be made available to reach e-voting page without any further authentication. The URL for users to login to Easi / Easiest are <a href="https://web.cdslindia.com/myeasi/home/login">https://web.cdslindia.com/myeasi/home/login</a> or visit <a href="http://www.cdslindia.com">www.cdslindia.com</a> and click on Login icon and select New System Myeasi.</p> <p>2) After successful login the Easi / Easiest user will be able to see the e-voting option for eligible companies where the evoting is in progress as per the information provided by company. On clicking the evoting option, the user will be able to see e-voting page of the e-voting service provider for casting the vote during the remote e-voting period or joining the AGM through VC &amp; voting during the meeting. Additionally, there are also links provided to access the system of all e-voting Service Providers i.e. CDSL/NSDL, so that the user can visit the e-voting service providers' website directly.</p>

Type of shareholders	Login Method
Individual Shareholders holding securities in Demat mode with <b>CDSL</b>	<p>3) If the user is not registered for Easi/Easiest, option to register is available at <a href="https://web.cdslindia.com/myeasi/Registration/EasiRegistration">https://web.cdslindia.com/myeasi/Registration/EasiRegistration</a></p> <p>4) Alternatively, the user can directly access e-voting page by providing Demat Account Number and PAN No. from a e-voting link available on <a href="http://www.cdslindia.com">www.cdslindia.com</a> home page. The system will authenticate the user by sending OTP on registered Mobile &amp; Email as recorded in the Demat Account. After successful authentication, user will be able to see the e-voting option where the evoting is in progress and also able to directly access the system of all e-voting Service Providers.</p>
Individual Shareholders holding securities in demat mode with <b>NSDL</b>	<p>1) If you are already registered for NSDL IDeAS facility, please visit the e-Services website of NSDL. Open web browser by typing the following URL: <a href="https://eservices.nsd.com">https://eservices.nsd.com</a> either on a Personal Computer or on a mobile. Once the home page of e-Services is launched, click on the “Beneficial Owner” icon under “Login” which is available under ‘IDeAS’ section. A new screen will open. You will have to enter your User ID and Password. After successful authentication, you will be able to see e-Voting services. Click on “Access to e-voting” under e-voting services and you will be able to see e-voting page. Click on company name or e-voting service provider name and you will be re-directed to e-voting service provider website for casting your vote during the remote e-voting period or joining the AGM through VC &amp; voting during the meeting.</p> <p>2) If the user is not registered for IDeAS e-Services, option to register is available at <a href="https://eservices.nsd.com">https://eservices.nsd.com</a>. Select “Register Online for IDeAS Portal” or click at <a href="https://eservices.nsd.com/SecureWeb/IdeasDirectReg.jsp">https://eservices.nsd.com/SecureWeb/IdeasDirectReg.jsp</a></p> <p>3) Visit the e-voting website of NSDL. Open web browser by typing the following URL: <a href="https://www.evoting.nsd.com/">https://www.evoting.nsd.com/</a> either on a Personal Computer or on a mobile. Once the home page of e-voting system is launched, click on the icon “Login” which is available under ‘Shareholder/Member’ section. A new screen will open. You will have to enter your User ID (i.e. your sixteen digit demat account number holding with NSDL), Password/OTP and a Verification Code as shown on the screen. After successful authentication, you will be redirected to NSDL Depository site wherein you can see e-voting page. Click on company name or e-voting service provider name and you will be redirected to e-voting service provider website for casting your vote during the remote e-voting period or joining the AGM through VC &amp; voting during the meeting</p>
Individual Shareholders (holding securities in demat mode) login through their DPs	You can also login using the login credentials of your demat account through your DP registered with NSDL/CDSL for e-voting facility. After Successful login, you will be able to see e-voting option. Once you click on e-voting option, you will be redirected to NSDL/CDSL Depository site after successful authentication, wherein you can see e-voting feature. Click on company name or e-voting service provider name and you will be redirected to e-voting service provider website for casting your vote during the remote e-voting period or joining the AGM through VC & voting during the meeting.

**Important note:** Members who are unable to retrieve User ID/ Password are advised to use Forget User ID and Forget Password option available at above mentioned website.

- E. Helpdesk for Individual Shareholders holding securities in demat mode for any technical issues related to login through Depository i.e. CDSL and NSDL

Login type	Helpdesk details
Individual Shareholders holding securities in Demat mode with <b>CDSL</b>	Members facing any technical issue in login can contact CDSL helpdesk by sending a request at <a href="mailto:helpdesk.evoting@cdslindia.com">helpdesk.evoting@cdslindia.com</a> or contact at 022-23058738 and 022-23058542/43.
Individual Shareholders holding securities in Demat mode with <b>NSDL</b>	Members facing any technical issue in login can contact NSDL helpdesk by sending a request at <a href="mailto:evoting@nsdl.co.in">evoting@nsdl.co.in</a> or call at toll free no.: 1800 1020 990 and 1800 22 44 30

- F. Login method for e-voting and joining the AGM through VC for shareholders other than individual shareholders holding in Demat form & physical shareholders.
1. The shareholders should log on to the e-voting website [www.evotingindia.com](http://www.evotingindia.com).
  2. Click on “Shareholders” module.
  3. Now enter your User ID
    - a. For CDSL: 16 digits beneficiary ID,
    - b. For NSDL: 8 Character DP ID followed by 8 Digits Client ID,
    - c. Shareholders holding shares in Physical Form should enter Folio Number registered with the Company.
  4. Next enter the Image Verification as displayed and Click on Login.
  5. If you are holding shares in demat form and had logged on to [www.evotingindia.com](http://www.evotingindia.com) and voted on an earlier e-voting of any company, then your existing password is to be used.
  6. If you are a first-time user follow the steps given below:

Particulars	For Shareholders holding shares in Demat Form other than individuals and in Physical Form
PAN	<p>Enter your 10 digit alpha-numeric PAN issued by Income Tax Department (Applicable for both demat shareholders as well as physical shareholders)</p> <p>Shareholders who have not updated their PAN with the Company/DP are requested to use the sequence number sent by Company/RTA or contact Company/RTA.</p>
Dividend Bank Details OR Date of Birth (DOB)	<p>Enter the Dividend Bank Details or Date of Birth (in dd/mm/yyyy format) as recorded in your demat account or in the company records in order to login.</p> <p>If both the details are not recorded with the depository or company, please enter the member id / folio number in the Dividend Bank details field as mentioned in instruction F.</p>

After entering these details appropriately, click on “SUBMIT” tab.

- G. Shareholders holding shares in physical form will then directly reach the Company selection screen. However, shareholders holding shares in demat form will now reach ‘Password Creation’ menu wherein they are required to mandatorily enter their login password in the new password field. Kindly note that

this password is to be also used by the demat holders for voting for resolutions of any other company on which they are eligible to vote, provided that company opts for e-voting through CDSL platform. It is strongly recommended not to share your password with any other person and take utmost care to keep your password confidential.

- H. For shareholders holding shares in physical form, the details can be used only for e-voting on the resolutions contained in this Notice.
- I. Click on the EVSN for The Ramco Cements Limited, on which you choose to vote.
- J. On the voting page, you will see “RESOLUTION DESCRIPTION” and against the same the option “YES/NO” for voting. Select the option YES or NO as desired. The option YES implies that you assent to the Resolution and option NO implies that you dissent to the Resolution.
- K. Click on the “RESOLUTIONS FILE LINK” if you wish to view the entire Resolution details.
- L. After selecting the resolution, you have decided to vote on, click on “SUBMIT”. A confirmation box will be displayed. If you wish to confirm your vote, click on “OK”, else to change your vote, click on “CANCEL” and accordingly modify your vote.
- M. Once you “CONFIRM” your vote on the resolution, you will not be allowed to modify your vote.
- N. You can also take a print of the votes cast by clicking on “Click here to print” option on the Voting page.
- O. If a demat account holder has forgotten the login password then Enter the User ID and the image verification code and click on Forgot Password & enter the details as prompted by the system.
- P. Facility for Non – Individual Shareholders and Custodians –Remote Voting
  - a. Non-Individual shareholders (i.e. other than Individuals, HUF, NRI, etc.) and Custodians are required to log on to [www.evotingindia.com](http://www.evotingindia.com) and register themselves in the “Corporates” module.
  - b. A scanned copy of the Registration Form bearing the stamp and sign of the entity should be emailed to [helpdesk.evoting@cdslindia.com](mailto:helpdesk.evoting@cdslindia.com).
  - c. After receiving the login details, a Compliance User should be created using the admin login and password. The Compliance User would be able to link the account(s) for which they wish to vote on.
  - d. The list of accounts linked in the login should be mailed to [helpdesk.evoting@cdslindia.com](mailto:helpdesk.evoting@cdslindia.com) and



- on approval of the accounts they would be able to cast their vote.
- e. A scanned copy of the Board Resolution and Power of Attorney (POA) which they have issued in favour of the Custodian, if any, should be uploaded in PDF format in the system for the scrutinizer to verify the same.
  - f. Alternatively Non Individual shareholders are required to send the relevant Board Resolution/ Authority letter, etc. together with attested specimen signature of the duly authorized signatory who are authorized to vote, to the Scrutinizer at [srinivasan.k@msjandnk.in](mailto:srinivasan.k@msjandnk.in) and to the Company at the email address viz. [investorrelations@ramcocements.co.in](mailto:investorrelations@ramcocements.co.in), if they have voted from individual tab & not uploaded same in the CDSL e-voting system for the scrutinizer to verify the same.
- Q. All grievances connected with the facility for voting by electronic means may be addressed to Mr. Rakesh Dalvi, Sr. Manager, CDSL, A Wing, 25<sup>th</sup> Floor, Marathon Futurex, Mafatlal Mill Compounds, N M Joshi Marg, Lower Parel (East), Mumbai - 400013 or send an email to [helpdesk.evoting@cdslindia.com](mailto:helpdesk.evoting@cdslindia.com) or call on 022-23058738 and 022-23058542/43.
12. Instructions for shareholders attending the AGM through VC & e-voting during meeting are as under:
- A. The procedure for attending meeting & e-voting on the day of the AGM is same as the instructions mentioned above for Remote e-voting.
  - B. The Members can join the AGM in the VC mode upto 15 minutes before and after the scheduled time of the commencement of the Meeting by following the procedure mentioned in this Notice. The facility of participation at the AGM through VC will be made available to at least 1000 members on first come first served basis. This will not include Members holding 2% or more shareholding, Promoters, Institutional Investors, Directors, Key Managerial Personnel, the Chairpersons of the Audit Committee, Nomination and Remuneration Committee and Stakeholders Relationship Committee, Auditors, etc. who are allowed to attend the AGM.
  - C. Members are requested to join the AGM through Laptops / IPads for better experience and will be required to have webcam and use Internet with a good speed to avoid any disturbance during the meeting.
  - D. Members are requested to use Stable Wi-Fi or LAN Connection to mitigate Audio/Video loss due to fluctuation in your network. Please avoid connecting through your Mobile Devices or Tablets or through Laptop via Mobile Hotspot.
  - E. Members who would like to express their views/ ask questions during the meeting may register themselves as a speaker by sending their request at least 3 days prior to meeting mentioning your name, demat account number /folio number, email id, mobile number (as registered with the Depository Participant (DP)/Company) to the mail id: [investorrelations@ramcocements.co.in](mailto:investorrelations@ramcocements.co.in) Members who have registered themselves as a speaker will only be allowed to express their views/ask questions during the meeting.
  - F. Members who do not wish to speak during the AGM but have queries may send your queries at least 3 days prior to meeting mentioning your name, demat account number/folio number, email id, mobile number to the mail id: [investorrelations@ramcocements.co.in](mailto:investorrelations@ramcocements.co.in). These queries will be replied by the company suitably by email.
  - G. Non-Individual members intending to authorize their representatives to attend the Meeting are requested to send a scanned certified copy of the board resolution authorizing their representative to attend on their behalf at the meeting. The said Resolution/ Authorization shall be sent to the Scrutinizer by email through its registered email address with a copy marked to [helpdesk.evoting@cdslindia.com](mailto:helpdesk.evoting@cdslindia.com).
  - H. The attendance of the Members attending the AGM through VC will be counted for the purpose of ascertaining the quorum under Section 103 of the Companies Act, 2013.
  - I. The link for VC to attend meeting will be available where the EVSN of Company will be displayed after successful login as per the instructions mentioned above for Remote e-voting.
  - J. Shareholders who have voted through Remote e-voting will be eligible to attend the meeting. However, they will not be eligible to vote at the AGM.
  - K. Only those shareholders, who are present in the AGM through VC and have not cast their vote on the Resolutions through remote e-voting and are otherwise not barred from doing so, shall be eligible to vote through e-voting system available during the AGM.

- L. If any Votes are cast by the shareholders through the e-voting available during the AGM and if the same shareholders have not participated in the meeting through VC, then the votes cast by such shareholders shall be considered invalid as the facility of e-voting during the meeting is available only to the shareholders attending the meeting.
- M. In case of joint holder attending the Meeting, only such joint holder who is higher in the order of names will be entitled to vote.
13. Process for those shareholders whose E-mail/Mobile No. are not registered with the Company/DP.
- A. For Physical shareholders, please provide your E-Mail ID/Mobile Number along with necessary details like Folio No., Name of shareholder, scanned copy of the share certificate (front and back), PAN (self-attested scanned copy of PAN card), AADHAR (self-attested scanned copy of Aadhar Card) by E-mail to Company.
- B. For Individual Demat shareholders, please update your email id & mobile no. with your respective DP which is mandatory while e-voting & joining the AGM through VC through Depository.
14. Any person, who acquires shares of the Company and becomes a member of the Company after despatch of the Notice and holding shares as of the cut-off date i.e. 12<sup>th</sup> August 2021, may obtain the Login ID and Password by following the procedures mentioned in Point No: 11 (D) or (F), as the case may be.
15. The voting rights of shareholders shall be in proportion to the shares held by them in the paid up equity share capital of the Company as on 12<sup>th</sup> August, 2021.
16. Shri.K.Srinivasan, Chartered Accountant (Membership No. 021510), Partner, M/s.M.S.Jagannathan & N.Krishnaswami, Chartered Accountants (E-Mail ID: srinivasan.k@msjandnk.in) has been appointed as the Scrutiniser to scrutinise the e-voting process in a fair and transparent manner.
17. The scrutiniser shall, immediately after the conclusion of voting at the AGM, unblock the votes cast through e-voting in the presence of at least two witnesses not in the employment of the company and make, not later than three days of conclusion of the meeting, a consolidated scrutiniser's report of the total votes cast in favour or against, if any, to the Chairman or a person authorised by him in writing who shall countersign the same and the Chairman or a person authorised by him in writing shall declare the result of the voting forthwith.
18. The results declared along with the report of the Scrutinizer shall be placed on the website of the Company at and on the website of CDSL immediately after the declaration of results by the Chairman or a person authorized by him. The results shall also be immediately forwarded to the BSE Limited and National Stock Exchange of India Limited, Mumbai.

By Order of the Board,  
For **THE RAMCO CEMENTS LIMITED**,

Rajapalayam  
24-05-2021

**P.R.VENKETRAMA RAJA**  
Chairman & Managing Director

# Statement Pursuant to Section 102 of the Act

## Item No: 3

Shri.M.F.Farooqui, IAS (Retd.) (DIN: 01910054), aged 66 years, is a Non-Executive Independent Director of the Company.

At the Annual General Meeting held on 03-08-2018, Shri.M.F.Farooqui, IAS (Retd.) was appointed as Independent Director of the Company, for a period of 5 years from 30-08-2017 to 29-08-2022. In accordance with Section 149(10) of the Companies Act, 2013, he is eligible for reappointment upon passing of a Special Resolution at the General Meeting of the Company.

Shri.M.F.Farooqui, IAS (Retd.) is eligible for sitting fee for attending Board/Committee Meetings as applicable to the Directors from time to time. His reappointment and remuneration is in accordance with Nomination and Remuneration Policy of the Company.

His reappointment has been included as Special Resolution and the Board of Directors recommend his reappointment.

His Profile in brief and the rationale for his reappointment are given below:-

Shri.M.F.Farooqui had spent 36 years as a career Civil Servant in the Indian Administrative Service. He had worked in the Government of India in various positions, including as Secretary–Department of Telecom and Heavy Industries, Special Secretary & Additional Secretary–Ministry of Environment and Joint Secretary–Department of Economic Affairs.

In the Government of Tamil Nadu, he had worked as Principal Secretary– Industries Department, Member Secretary–Chennai Metropolitan Development Authority and Deputy Secretary–Finance Department (Budget).

He had also served as Chairman of Repco Bank, Titan Company Limited and Tamilnadu Newsprint & Papers Limited.

He holds Masters Degree in Physics and Business Administration.

In accordance with Regulation 17(10) of LODR and Schedule IV of the Companies Act, 2013, the Board of Directors at their meeting held on 12-03-2021, have evaluated the Performance of Shri.M.F.Farooqui, IAS (Retd.) and found the same to be satisfactory and his contributions to the deliberations were beneficial in Board Meetings.

In accordance with Proviso to Section 152(5) of the Companies Act, 2013, the Board of Directors have also formed an opinion that Shri.M.F.Farooqui, IAS (Retd.) fulfils the conditions specified in the Companies Act, 2013 for such reappointment.

In accordance with Part D(A)(5) of Schedule II, read with Regulation 19(4) of LODR and on the basis of Performance

Evaluation of Independent Directors, the Nomination and Remuneration Committee at its meeting held on 24-05-2021 had recommended to extend the term of office of Shri.M.F.Farooqui, IAS (Retd.) by reappointing him for another period of 5 years from 30-08-2022 to 29-08-2027.

He is not a Member in any of the committees of the Company.

He is presently on the Board of TVS Electronics Limited as Independent Director.

He holds no shares in The Ramco Cements Limited.

The draft letter of reappointment for Shri.M.F.Farooqui, IAS (Retd.) as an Independent Director, setting out the terms and conditions is available for inspection without any fee by the Members at the Registered Office of the Company during normal business hours on any working day upto the date of the Annual General Meeting.

## Disclosure of Interest:

Except Shri.M.F.Farooqui, IAS (Retd.), being the appointee, none of the Directors and Key Managerial Personnel of the Company and their relatives is interested in the Resolution. The Notice together with this Statement may be regarded as a disclosure under Regulation 36(3) of LODR and Standard 1.2.5 of SS-2.

## Item No: 4

In accordance with the provisions of Section 148 of the Companies Act, 2013 and the Companies (Audit and Auditors) Rules, 2014, the Company is required to appoint a cost auditor to audit the cost records of Company, relating to manufacture of cement and generation of wind energy.

On the recommendation of the Audit Committee at its meeting held on 24-05-2021, the Board had approved the appointment of M/s.Geeyes & Co., Cost Accountants (Firm Registration No: 000044) as the Cost Auditors of the Company to audit the Company's Cost Records relating to manufacture of cement and generation of wind energy, for the financial year 2021-22. The Board had approved a remuneration of ₹ 5,50,000/- (Rupees Five lakhs fifty thousand only) exclusive of GST and Out-of-pocket expenses.

The remuneration to be paid to the cost auditor is required to be ratified by the members, in accordance with the provisions of Section 148(3) of the Companies Act, 2013 and Rule 14 of Companies (Audit and Auditors) Rules, 2014.

The Directors recommend the Resolution to the Members for their approval. None of the Directors, Key Managerial Personnel or their relatives are interested in this Resolution.



### Details of Director Seeking Re-Appointment at the 63<sup>rd</sup> Annual General Meeting Pursuant to Secretarial Standards on General Meetings:

<b>Name of the Director</b>	<b>Shri.P.R.Venketrama Raja</b>
Director Identification Number (DIN)	00331406
Age	62 years
Qualifications	B.E., MBA
Experience	Shri.P.R.Venketrama Raja, has a Bachelor's Degree in Chemical Engineering from University of Madras and Masters in Business Administration from University of Michigan, USA. He has been on the Board of The Ramco Cements Limited since 1985. He has more than 3 decades of Industrial Experience with specific knowledge in Textiles, Cement and Information Technology sectors.
Terms and conditions of reappointment	Director liable to retire by rotation, under Section 152(6) of the Companies Act, 2013.
Date of First Appointment to the Board	23-05-1985
Shareholding in the Company as on date	19,46,460 Shares of ₹ 1/- each.
Relationship with other Directors, Manager and other Key Managerial Personnel of the Company	Not related to Directors or Manager or Key Managerial Personnel.
No. of Meetings of the Board attended during the year	5
Other Directorships as on 31-03-2021	Rajapalayam Mills Limited The Ramaraju Surgical Cotton Mills Limited Ramco Industries Limited Ramco Systems Limited Ram Sandhya Farms Private Limited Sri Sandhya Farms (India) Private Limited Ramamandiram Agricultural Estate Private Limited Nirmalashankar Farms & Estates Private Limited Sandhya Spinning Mill Limited Rajapalayam Textile Limited Sri Vishnu Shankar Mills Limited Lynks Logistics Limited Ramco Management Private Limited Ramamandiram Management Consultancy Private Limited Rajapalayam Chamber of Commerce and Industry RCDC Securities and Investments Private Limited
Memberships and Chairmanships of Committees of other Board	Details given below

Sl. No	Name of the Company	Name of the Committee	Position Held (Chairman / Member)
1	Rajapalayam Mills Limited	Stakeholders Relationship Committee	Chairman
2	Rajapalayam Mills Limited	Corporate Social Responsibility Committee	Chairman
3	Rajapalayam Mills Limited	Rights Issue Committee	Chairman
4	Ramco Industries Limited	Stakeholders Relationship Committee	Chairman
5	Ramco Industries Limited	Corporate Social Responsibility Committee	Chairman
6	Ramco Industries Limited	Risk Management Committee	Chairman
7	Ramco Industries Limited	Audit Committee	Member
8	Ramco Systems Limited	Stakeholders Relationship Committee	Chairman
9	Ramco Systems Limited	Corporate Social Responsibility Committee	Chairman
10	Ramco Systems Limited	Allotment Committee	Member
11	Ramco Systems Limited	Fund Raising Committee	Member
12	The Ramaraju Surgical Cotton Mills Limited	Stakeholders Relationship Committee	Chairman
13	The Ramaraju Surgical Cotton Mills Limited	Corporate Social Responsibility Committee	Chairman
14	Sri Vishnu Shankar Mill Limited	Corporate Social Responsibility Committee	Chairman

# Board's Report

Your Directors have pleasure in presenting their 63<sup>rd</sup> Annual Report and the Audited Accounts of the Company for the year ended 31<sup>st</sup> March 2021.

₹ in Crores

Financial Results	Separate Financials	
	Year ended 31-03-2021	Year ended 31-03-2020
Revenue (Net of Duties and Taxes)	5,303.08	5,405.64
Operating Profit: Profit before Interest, Depreciation and Tax (PBIDT)	1,582.60	1,173.82
Less: Interest	87.62	71.35
Profit before Depreciation and Tax (PBDT)	1,494.98	1,102.47
Less: Depreciation	355.30	315.26
Profit before tax	1,139.68	787.21
Less: Tax Expenses		
Current Tax	245.63	139.02
Current Tax adjustments of earlier years	(1.61)	0.24
Deferred Tax	115.80	74.28
MAT Credit recognition	-	(36.74)
Deferred Tax adjustment of earlier years	18.78	9.32
Profit After Tax	761.08	601.09
Other Comprehensive Income for the year {Net of Tax of ₹ 2.77 crores [PY: ₹ 3.68 crores]}	(3.13)	(7.81)
Total Comprehensive Income for the year (TCI)	<b>757.95</b>	<b>593.28</b>

## Changes in Capital and Debt Structure

At the beginning of the year, the paid up capital of the Company was ₹ 23,55,76,780/- consisting of 23,55,76,780 shares of ₹ 1/- each. During the year under review, 3,13,165 equity shares of ₹ 1/- each were allotted on exercise of employee stock options by the employees of the Company. Consequently, at the end of the year, the paid up capital of the Company had increased to ₹ 23,58,89,945/- consisting of 23,58,89,945 shares of ₹ 1/- each.

The Company does not have any Scheme for issue of sweat equity to the employees or Directors of the Company.

The details of Employees Stock Option Schemes (ESOS) are provided in this Report and in the relevant Annexure.

The details of Secured Redeemable Non-Convertible Debentures issued during the year under review are given below:

(a)	Name of the Series	5.50% Series E	5.50% Series F
(b)	Date of issue and allotment of the securities	20-11-2020	25-02-2021 & 26-02-2021
(c)	Number of securities	1950	2000
(d)	Type of issue	Private Placement	Private Placement
(e)	Details of the debt restructuring pursuant to which the securities are issued	Not applicable	Not applicable
(f)	Issue price – per instrument	₹ 10.00 lakhs	₹ 10.00 lakhs
(g)	Coupon rate	5.50%	5.50%
(h)	Maturity date	20-05-2024	24-02-2023 : ₹ 100 crores & 26-04-2023 : ₹ 100 crores
(i)	Amount raised	₹ 195 crores	₹ 200 crores

## Dividend

Your Directors at the Board Meeting held on 12-03-2021 have approved payment of Interim Dividend of ₹ 3/- per share on the Equity Capital of the Company. Your Directors recommend this to be the total dividend for the year. The total dividend for the year amounted to ₹ 70.84 crores.

For the previous year, the Company had paid a dividend of ₹ 2.50 per share, with an outgo of ₹ 58.95 crores towards Dividend and ₹ 12.12 crores towards Dividend Distribution Tax.

The payment of dividend is in accordance with the “Dividend Distribution Policy” of the Company. The Policy is available on the website of the Company under the weblink:

<http://ramcocements.net/ramcocements/pdf/files/policies/DIVIDEND%20DISTRIBUTION%20POLICY%202016.pdf>

The Dividend Distribution Policy forms part of this Report.

### Transfer to General Reserves

After appropriations, a sum of ₹ 200 crores has been kept as retained earnings of the Company and a sum of ₹ 685.07 crores has been transferred to General Reserve. As on 31-03-2021, the General Reserve stands at ₹ 5,353.81 crores.

### Taxation

For the year ended 31-03-2021, the Company has made current tax provision of ₹ 245.63 crores under regular method as against ₹ 139.02 crores under MAT in the previous year. Current tax adjustments of earlier years is ₹ (1.61) crores as against ₹ 0.24 crores during the previous year.

The deferred tax for the year ended 31-03-2021 is ₹ 115.80 crores as against ₹ 74.28 crores in the previous year. Deferred tax adjustments during the current year pertaining to earlier years is ₹ 18.78 crores as against ₹ 9.32 crores during the previous year.

## Management Discussion & Analysis Report

### Macroeconomic Review

#### Global Economy

The global growth contraction for 2020 is estimated at 3.5% as against growth of 2.9% in 2019. Despite the high and rising human toll of the pandemic, economic activity appears to be adapting to subdued contact-intensive activity with the passage of time. Advanced economies contracted 4.9% in 2020 but are expected to grow at 4.3% in 2021. Emerging markets witnessed lower economic impact than advanced economies in 2020 at 2.4% contraction and higher expected growth at 6.3% in 2021. The sizeable fiscal support and additional policy measures announced at the end of 2020 - notably in the United States and Japan - are expected to provide support to the global economy. Amid exceptional uncertainty, the global economy is projected to grow 5.5% in 2021 and 4.2% in 2022. Multiple vaccine approvals and the successful vaccination drive carried out in most countries in early 2021 have raised hopes of an eventual end to the pandemic.<sup>1</sup>

#### Indian Economy

The growth in India's real GDP during FY 2020-21 is estimated at -8% as compared to the growth rate of 4.2% in FY 2019-20, as per second advance estimates of the economic growth. The economy had contracted by a record 24.4% in the first

quarter due to the coronavirus pandemic and consequent lockdowns. However, the contraction narrowed to 7.5% in the second quarter and expanded 0.4% in the third quarter as economic activity picked up with Government adopting the policy of “lives as well as livelihoods” as against “lives over livelihoods”. Though the threat of the pandemic continues to hover around, social distancing continues to be the most effective tool to combat the pandemic as activity levels continue to rise in the economy boosted by the rapidly escalating inoculation drive.

The per capita income in real terms during FY 2020-21 is estimated at ₹ 85,929 as compared to ₹ 94,566 in FY 2019-20. Manufacturing and services, trade, hotel, transport sector the most hit sectors in FY 2020-21 were expected to contract 8.4% and 18% respectively. Electricity is likely to post 1.8% growth while agriculture sector growth is expected at 3% aided by good monsoon and uninterrupted work through most of the year. The pick-up in construction activity witnessed towards the end of the fiscal, with its wide array of backward and forward linkages, is slowly developing into a critical growth lever of the economy.

Agriculture sector continues to show robust growth and is instrumental in strengthening rural demand along with MGNREGS that has created 3.5 billion person days of employment in 11 months of FY 2020-21, 41.6% higher than in the previous year. Rapid production and deployment of vaccination will be critical to taking forward the health stimulus deep into FY 2021-22.

As a result of recovering investor sentiment, recovery in manufacturing and construction, investment focussed Government spending and massive vaccination drive undertaken by the Government, India's GDP growth is likely to rebound sharply to 12.6% in FY 2021-22 supported by strong fiscal and quasi-fiscal measures, making it the fastest-growing economy in the world, as per Organization for Economic Co-operation and Development (OECD).<sup>2</sup>

### Cement Industry Review

According to the Cement Manufacturers Association, the total installed capacity in Indian cement sector is ~545 million tons per annum (MTPA) and it is the fourth-largest revenue contributor to the exchequer. The Indian cement sector accounts for over 7% of the global installed capacity and is the second-largest in the World after China. Covid-19 pandemic has had a severe hit on the cement sector leading to a demand contraction of about 10-13% in FY 2020-21, following lockdown measures taken by the Indian government to curb the spread of global pandemic in the country. This also negatively impacted capacity utilization levels of the domestic manufacturers.

The demand offtake was particularly tepid in metros/tier 1 cities. Diversion of Government funds towards health and public welfare led to lower capex in cement projects weighed on demand growth as Government-led projects account for 35-40% of total demand. Recovery post opening up of businesses was slower



owing to weak business sentiment and labour availability issues. The only relief was the rural demand which showed good offtake led by reverse migration and steady farm incomes even amidst lockdown. Overall impact on cement volume is expected to be 2% decline as a swift recovery in last quarter of FY 2020-21 compensated for the 31% decline in volume witnessed in the first quarter of the fiscal. Infrastructure push by the Government, a pick-up in real-estate demand and industry consolidation resulted in increase in pan-India cement prices in March 2021.<sup>3</sup>

## Future Outlook

### Threats and Opportunities

The cement industry is set to hit a decadal high volume growth of 20% in FY 2021-22 aided by an expected revival in demand from the infrastructure and urban housing sectors in line with ~26% increase in budgetary allocation for infrastructure in the Union Budget 2021-22. In addition to these sectors, rural demand is also expected to sustain on the back of higher rural incomes witnessed in FY 2020-21 and by positive farm sentiment. PMAY-G is expected to sustain momentum as it utilizes its potential to engage rural workforce and drive rural employment. Sufficient cash inflow in the rural economy could commensurate in rural infrastructure creation thus augmenting cement demand. PMAY-U has also witnessed pickup as against other housing segments owing to low ticket sizes and government incentives like inclusion of PMAY-U and infrastructure sector in the 'Atmanirbhar Bharat 3.0' package.

The increased sales volume will compensate the impact of rising power and fuel costs on cash accruals. Rising cost of diesel, pet coke and coal may push up cost as freight, power and fuel constitute ~55% of the total cost of sale of cement.

Return of volume growth to pre-pandemic levels to an expected 18-20% growth in cement demand, supported by rural demand, push for affordable housing, and recovery in infrastructure segment. Cement production capacity is forecast to increase by up to 20-22 MnT compared to 15-17 MnT in FY 2020-21. Most of this additional capacity is expected to be in the Eastern region. Capacity utilisation rates are also expected to recover from the low levels of FY 2020-21.

Due to the increasing demand in various sectors such as housing, commercial construction and industrial construction, cement industry is expected to reach 550-600 MTPA by 2025.<sup>4</sup>

## Company Review

### Cement Division

#### Production

Particulars	April 2020 to March 2021	April 2019 to March 2020	Change over previous year	
	In Tons	In Tons	In Tons	In %
Clinker	73,86,863	90,85,253	(16,98,390)	(18.69)
Cement	99,24,655	1,14,11,750	(14,87,095)	(13.03)

### Sales

During the year, the Company had sold 99.77 lakh tons of cement, compared to 112.03 lakh tons of the previous year. Due to the outbreak of COVID-19, Government had imposed lockdown since March 2020, which continued till first half of the year 2020-2021 with various levels of restrictions. The outbreak and the restrictions imposed on the movement of goods affected the construction industry, impacting the sale of cement for the year under review. The Company took various precautionary measures, with regard to safety of the employees and employees of the transporters and other contractors. The Company adhered to the various safety instructions issued by the State and Central Governments with regard to running of its factories and offices. These timely measures enabled the Company to resume its operations at the earliest possible periods. But for these steps, the impact of the COVID-19 on cement sales would have been higher.

During the year under review, the Company has exported 0.62 lakh tons of cement as against 2.30 lakh tons during the previous year. The export turnover of the Company for the year was ₹ 23.22 crores as against ₹ 113.71 crores of the previous year.

### Ready Mix Concrete Division

The Division has produced 26,952 cu.m of concrete during the year, accounting for a revenue of ₹ 11.92 crores (Net of duties and Taxes) as against 32,999 cu.m. of concrete accounting for a revenue of ₹ 14.16 crores (Net of duties and Taxes) during the previous year.

### Dry Mortar Division

The Division has produced 37,049 tons of Dry Mortar during the year as against 38,739 tons produced during the previous year. The Division has sold 36,694 tons of Dry Mortar accounting for a revenue of ₹ 29.70 crores (Net of duties and Taxes) during the year as against 38,329 tons of Dry Mortar accounting for a revenue of ₹ 30.59 crores (Net of duties and Taxes) during the previous year.

### Wind Farm Division

The Division has generated 2,141 lakh units as compared to 2,268 lakh units in the previous year. Out of this, 2,062 lakh units were generated from the wind farms in Tamil Nadu and 79 lakh units from the wind farms in Karnataka. Out of the units generated in Tamil Nadu, 283 lakh units were meant for adjustment against the power consumed in the Company's plants and balance 1,779 lakh units have been sold to Tamil Nadu Generation and Distribution Corporation Limited (TANGEDCO) for a value of ₹ 53.30 crores.

The 79 lakh units generated during the period under review in Karnataka have been banked with Bangalore Electricity Supply Company Limited (BESCOM). Out of this, the company had sold 61 lakh units to third parties for a value of ₹ 2.64 crores and the same had been realised. The balance 18 lakhs units

lying in banking with BESCO will be sold to third parties during subsequent periods.

The installed capacity of the wind farm of the Company was 125.95 MW as on 31-03-2021 comprising of 108 Wind Electric Generators.

The income during the year from the Division was ₹ 56.42 crores as against ₹ 58.07 crores of the previous year.

### Power Plants

The Company's thermal power plants aggregating to a capacity of 175 MW are located at its cement manufacturing plants. The power generated from the thermal power plants were used for self-consumption in the cement manufacturing.

### Capital Expenditure Programmes – New Projects

The status of the projects are given below.

#### Cement Plants

In the Board's Report for the year ended 31-03-2020, it was informed about the progress of establishment of Company's Line III at the existing Jayanthipuram Plant with a clinkerisation capacity of 1.5 Million Tons Per Annum (MTPA). It was also informed that the plant will have a Waste Heat Recovery System to generate 27 MW of power. As against the project cost of ₹ 740 crores as informed in the Board's Report for the year ended 31-03-2020, the cost of the project now stands revised at ₹ 910 crores. The increase in the cost of the project by ₹ 170 crores is mainly due to, inclusion of additional features such as, slag hopper, clinker export system, larger sized limestone stacker reclaimers, belt conveyors, upgradation of interface automation, Intelligent Motor Control Centre and additional transformers.

The Phase-1 of the Waste Heat Recovery System with a capacity of 9 MW had been commissioned in September 2020. The Phase-2 of the Waste Heat Recovery System with a capacity of 9 MW had been commissioned in February 2021. The Line – III clinkerisation project and the Phase-3 of the Waste Heat Recovery System with a capacity of 9 MW are scheduled to be commissioned by end of June 2021.

In the Board's Report for the year ended 31-03-2020, it was informed about the progress of establishment of Company's new cement plant at Kalavatala Village, Kolimigundla Mandal, Kurnool District, Andhra Pradesh with Clinkerisation capacity of 2.25 MTPA and cement manufacturing capacity of 1 MTPA at a cost of ₹ 1,600 crores. It was also informed that this proposed green field cement plant will have a Waste Heat Recovery System

of 12.15 MW and Thermal power plant of 18 MW aggregating to 30.15 MW, so that the cement plant will be self-reliant on power. The Plant will also have railway siding to provide flexibility in logistics. With increase in the steel cost and the delay in the execution time due to COVID pandemic, the cost of the project has increased by ₹ 150 crores.

Further during the execution of the project, it was considered advantageous and also economical to create infrastructure necessary for future expansion by installing another line. These infrastructures include, additional stackers reclaimers for limestone and coal, higher capacity additive yard, additional silos for clinker and cement, additional packing machines and other structural facilities. The cost of such infrastructures would be ₹ 650 crores.

It was informed at the Board's Report for the year ended 31-03-2020 that the project would be commissioned during the last quarter of 2020-2021. However, due to the outbreak of COVID-19, there were severe lockdown restrictions for long periods. Even though the Company had given the contract to the leading construction company, Larsen & Toubro for the civil construction, the labourers had left the site. And it took lot of time and efforts in bringing back the labour force of adequate strength to the site. Because of the above, there had been considerable delay in the implementation of the project. The project upto clinkerisation is now scheduled to be commissioned in September 2021. The Cement Mill, Waste Heat Recovery System and Thermal Power Plant are scheduled to be commissioned during 2022-2023.

#### Grinding Units

In the Board's Report for the year ended 31-03-2020, it was informed that the Company had expanded its Kolaghat grinding unit with another line of grinding capacity of 1.05 MTPA at a cost of ₹ 386 crores. It was also informed that the Mill was commissioned in September 2019 and subsequently during the year under review, the Railway Siding was commissioned in September 2020.

In the Board's Report for the year ended 31-03-2020, it was also informed about the progress of establishment of Company's new cement grinding unit at Haridaspur Village, Jajpur District, Odisha, with a grinding capacity of 1 MTPA. The project along with Railway Siding was commissioned in August 2020 as scheduled and the capacity of the project had been reassessed at 0.9 MTPA. The cost of the project had increased from ₹ 717 crores to ₹ 767 crores due to additional infrastructure works considered essential for future expansion.

## Financial Performance Review

### Analysis of the Statement of Profit and Loss – Separate Financials

The summary of key components of the Statement of Profit and Loss for the financial year 2020-21 is detailed below:

Particulars	2020-21	2019-20	Variance	
	₹ in crores	₹ in crores	₹ in crores	%
<b>Revenue</b>				
Sale of Products	5,212.02	5,310.37	(98.35)	(2)
Income from Wind power	56.42	58.07	(1.65)	(3)
Other Income	34.64	37.20	(2.56)	(7)
<b>Total Revenue</b>	<b>5,303.08</b>	<b>5,405.64</b>	<b>(102.56)</b>	<b>(2)</b>
<b>Operational Expenses</b>				
Cost of material consumed	818.84	921.15	(102.31)	(11)
Change in inventories of finished goods & WIP	46.52	(47.39)	93.91	-
Employee Benefits Expenses	402.13	368.20	33.93	9
Transportation and Handling	1,026.08	1,137.90	(111.82)	(10)
Power and Fuel	794.67	1,050.87	(256.20)	(24)
Other Expenses, net of self-consumption	632.24	801.09	(168.85)	(21)
<b>Total Operational Expenses</b>	<b>3,720.48</b>	<b>4,231.82</b>	<b>(511.34)</b>	<b>(12)</b>
<b>EBITDA</b>	<b>1,582.60</b>	<b>1,173.82</b>	<b>408.78</b>	<b>35</b>
Depreciation & Amortization Expense	355.30	315.26	40.04	13
Finance Costs	87.62	71.35	16.27	23
<b>Profit Before Tax</b>	<b>1,139.68</b>	<b>787.21</b>	<b>352.47</b>	<b>45</b>
Tax Expenses	378.60	186.12	192.48	103
<b>Profit After Tax</b>	<b>761.08</b>	<b>601.09</b>	<b>159.99</b>	<b>27</b>
Other Comprehensive Income	(3.13)	(7.81)	4.68	-
<b>Total Comprehensive Income</b>	<b>757.95</b>	<b>593.28</b>	<b>164.67</b>	<b>28</b>

#### Total Revenue

The company has sold 9.98 MnT of cement as against 11.20 MnT during the previous year, with a de-growth in volume of 11%. There is a de-growth in volume in southern markets due to COVID-19 and prolonged monsoon. However, the volume has grown in the eastern markets. During the year, the average net realisable sale price of cement has improved by 10%. Though the volume de-growth for the year is 11%, the drop in net revenue is only 2% because of improvement in cement prices and improvement in sale of premium products during the year. The company's strategy in offering its customers with right products for right applications has reinforced our market position with better market mix and premiumisation of our products.

During the current year, the Company saw a decline in the net generation of wind power from 22.68 Crore units to 21.41 Crore units, a reduction of 6% and thus revenue from wind power has declined by 3%. Other income has decreased mainly due to decrease in interest income.

#### Cost of materials consumed

During the year 2020-21, cost of materials consumed decreased by 11% compared to the previous year. The main reason is due to decrease in clinker production by 19% and cement production by

13%. Also there was a drop of 2% in the OPC production, which contributed for the reduction in raw materials cost. During the year, the company has used purchased clinker of 3.04 Lac tons for cement production to take care of the increased demand in the Eastern Market. But for this, cost of raw materials consumed would have been much lower. Cost of materials consumed for the year under review accounted for 15.44% of the revenue as against 17.04% in the previous year.

#### Change in inventories of finished goods / work-in-progress

The decrease in inventories of finished goods / work-in-progress was due to liquidation of inventories.

#### Employee Benefits Expenses

The employee cost for the year increased by 9% due to rise in headcount from 3,327 to 3,374, and increment in the annual salaries. The Company has also charged ₹ 19.54 Crores towards fair value of the employee stock options granted to its eligible employees as per ESOS 2018, which is a non-cash item. The Company has capitalised an amount of ₹ 34.19 Crores (PY: ₹ 28.06 Crores) that are directly attributable towards commissioning of new projects. The employee cost for the year under review stood at 7.58% of the revenue, as against 6.81% in the previous year.



### Transportation and Handling expenses

During the year 2020-21, Transportation and Handling expenses decreased by 10% compared to the previous year, despite an increase in diesel price by 11%. The main reason for reduction in transportation expenses is due to drop in sale volume by 11%. The overall lead distance for cement stood at 327 KMs as against 288 KMs during the previous year. Transportation and handling expenses for the year under review remained at 19.35% of the revenue, as against 21.05% in the previous year.

### Power and Fuel

During the year 2020-21, the cost of power and fuel was less by 24% compared to the previous year, due to decrease in clinker production by 19% and cement production by 13%. The average increase in diesel prices by 11% during the year have pushed up the inward cost of materials. The company has curtailed the usage of pet coke and increased the usage of relatively low-priced fuel viz. imported coal and alternate fuel which is cost effective. The CIF prices of pet coke have increased from \$ 70 to \$ 110 during the year. However, the company's overall power and fuel cost for the FY 2020-21 is reduced due to cost benefits of holding higher inventory of pet coke/imported coal procured at lower prices in earlier periods. Pet coke in overall fuel mix for the FY 2020-21 is 41% as against 48% in the previous year.

The operations of 18 MW WHRS in Jayanthipuram commissioned during FY 2020-21 have also helped to manage the power cost better. However, the consistent rupee depreciation has offset the fuel price benefits. The full benefit of WHRS will be available in FY 2021-22. During the current year, 77% of the total power requirements were met from captive thermal power plants, 14% from electricity grids and 9% from Green Power viz. wind power, Gas power and WHRS. Power and fuel cost accounted for at 14.99% of revenue in FY 2020-21 as against 19.44% in the previous year.

Further, in Ramasamy Raja Nagar Plant, the waste heat available from the preheater and cooler of the cement kiln is used for preheating the boiler feed water of the thermal power plant. By this, the heat rate in the thermal power plant is reduced, contributing a saving of 340 Kcal/Unit of power generated in the thermal power plant. The Company is also proposing similar measures in its Alathiyur and Ariyalur units.

### Other expenses

Other expenses decreased by 21% from ₹ 801.09 Crores in FY 2019-20 to ₹ 632.24 Crores in FY 2020-21. The main reasons were due to decrease in advertisement / sales promotion expenses by ₹ 129.70 Crores. During the year, there was a decrease of ₹ 15.10 Crores in the plant operating expenses viz. Stores & spares and Repairs & Maintenance compared to previous year. Also the packing cost has come down during the year by ₹ 23.72 Crores due to drop in sale volume by 11%. The general and other administrative expenses have decreased by ₹ 10.11 Crores during the year, which was offset by increase in insurance premium by ₹ 9.78 Crores. Other expenses accounted for 11.92% of the revenue in FY 2020-21 as against 14.82% in FY 2019-20.

### Depreciation & Amortization

Depreciation and Amortization has increased from ₹ 315.26 Crores to ₹ 355.30 Crores. The reason for increase is mainly due to depreciation arising out of commissioning of new lines in the cement grinding locations at Kolaghat during September 2019, Vizag during March 2020 and Odisha during September 2020. Depreciation & Amortization accounted for 6.70% of revenue in FY 2020-21 as against 5.83% in FY 2019-20.

### Finance Costs

Finance costs have increased by 23% from ₹ 71.35 Crores in FY 2019-20 to ₹ 87.62 Crores in FY 2020-21 mainly due to increase in average borrowings compared to previous year. The weighted average cost of total borrowings for the current year stood at 6.10% as against 6.71% in the previous year. The total borrowings as at 31<sup>st</sup> March 2021 has increased marginally by ₹ 77.63 Crores and stood at ₹ 3,101.72 Crores.

The interest coverage ratio increased from 5.56 times in the previous year to 6.53 times in the current year due to improved operating margin. The Gross interest on the borrowings for the current year was ₹ 187.87 Crores and out of which, ₹ 100.25 Crores was capitalised as part of eligible qualifying assets. Finance costs accounted for 1.65% as against 1.32% in the previous year.

### Tax Expenses

Current tax expenses has increased mainly due to increase in profit by 45%. Also the Company provided for current tax under Regular Method in the current year as against MAT during the previous year.

Deferred tax has increased due to increase in temporary difference arising out of depreciation on project capitalisation during FY 2020-21.

Excess current tax and deferred tax provision of earlier years written back during FY 2020-21 was ₹ 1.61 Crores and ₹ 1.08 Crores respectively. An amount of ₹ 19.86 Crores arising out of reversal of MAT Credit on account of re-quantification of deductions claimed under Section 80IA of Income Tax Act, 1961 based on assessment proceedings completed recently, was charged off as deferred tax adjustments of earlier years in FY 2020-21. Tax expenses accounted for 7.14% in FY 2020-21 as against 3.44% in FY 2019-20.

The overall effective tax rate has increased from 23.52% to 33.15% mainly due to non-availability of deduction for investment allowance reserve during the current year and a shift from MAT to Regular method.

As per Section 115BAA in the Income Tax Act, 1961 introduced during the year, the company has an irrevocable option of shifting to a lower tax rate and simultaneously forgo certain tax incentives, deductions and accumulated MAT credit. The Company has not exercised this option for the year ended 31-03-2021 in view of the benefits available under the existing tax regime.

**Other Comprehensive Income (OCI)**

Other comprehensive income represents loss arising out of re-measurement of defined benefit plans, net of taxes amounting to ₹ 5.17 Crores, which is mainly due to increase in salary escalation rate assumption from 4% to 5% considering long term estimates, during the year. MTM gain on equity investments amounting to ₹ 2.04 Crores is also recognised under OCI, during the year.

**Profitability**

EBIDTA grew by 35% from ₹ 1,173.82 Crores in FY 2019-20 to ₹ 1,582.60 Crores in FY 2020-21. The EBITDA margin for the current year stood at 29.84% as against 21.71% in the previous

year. Blended EBITDA per ton is increased by 51% from ₹ 1,048 per ton to ₹ 1,586 per ton.

The company has achieved a Profit Before Tax of ₹ 1,139.68 crores during the year and thus crossing the ₹ 1,000 crores mark for the first time. Profit After Tax (PAT) increased by 27% from ₹ 601.09 Crores to ₹ 761.08 Crores led by improved prices and cost reduction. The PAT margin stood at 14.35% as against 11.12% in the previous year.

The overall profitability could have been better but for the disruption of operations due to COVID 19 lockdown imposed during the month of April 2020 and May 2020.

**Financial Position****Analysis of the Balance Sheet – Separate Financials**

The summary of the financial position as at 31-03-2021 is detailed below:

₹ In Crores

Particulars	As at 31-03-2021	As at 31-03-2020	Variance	
			₹ in crores	In %
<b>Assets</b>				
Non-current Assets	9,894.60	8,479.03	1,415.57	17
Current Assets	1,451.16	1,567.97	(116.81)	(7)
<b>Total Assets</b>	<b>11,345.76</b>	<b>10,047.00</b>	<b>1,298.76</b>	<b>13</b>
<b>Equity &amp; Liabilities</b>				
Equity	5,626.80	4,918.56	708.24	14
Non-current liabilities	3,301.73	2,794.49	507.24	18
Current liabilities	2,417.23	2,333.95	83.28	4
<b>Total Equity and Liabilities</b>	<b>11,345.76</b>	<b>10,047.00</b>	<b>1,298.76</b>	<b>13</b>

**Non-current Assets**

Non-current assets have increased by ₹ 1,415.57 Crores due to the following reasons:

- The company incurred a capital expenditure of ₹ 1,766.28 Crores towards capacity expansion program at Jayanthipuram, Kurnool and Haridaspur besides regular capital expenditure. This is after adjusting non-cash adjustments / accruals viz. Depreciation of ₹ 355.30 Crores and decrease in capital payables of ₹ 9.36 Crores.
- The company has made strategic investments of ₹ 9.95 Crores in equity shares of Lynks Logistics Limited, which is an Associate company.
- The loans to subsidiaries and associates have increased by ₹ 16.34 Crores. The said loans carry interest at an arms-length basis.
- Other non-current assets have decreased by ₹ 12.34 Crores mainly due to receipt of income tax refund receivable, reduction in employee loan and closure of fixed deposits, which is further offset by increase in deposit with government departments.

**Current Assets**

Current assets reduced during the year by ₹ 116.81 Crores due to the following reasons:

- Inventory of finished goods, work-in-progress and packing materials have decreased to the extent of ₹ 38.01 Crores on account of steady demand in the markets. Raw materials and Stores have increased marginally by ₹ 2.43 Crores. The Fuel stocks have been reduced by ₹ 11.78 Crores due to reduction in the re-order level in view of increase in fuel prices. Inventory turnover ratio increased marginally from 41 days to 43 days due to drop in turnover.
- Trade receivable reduced by ₹ 151.67 Crores. The receivables turnover pertaining to cement has come down from 27 days in the previous year to 25 days in the current year. The Company has received ₹ 139.12 Crores from TNEB during the year against outstanding towards sale of wind energy to the grid.
- Industrial Promotion Assistance receivable from Government of Andhra Pradesh has increased by ₹ 7.96 Crores.

- (d) Unadjusted input tax credits availed under GST has decreased to the extent of ₹ 26.99 Crores in view of input adjustment during the current year.
- (e) Increase in cash and bank balances by ₹ 50.44 Crores and increase in claims receivable from Government departments by ₹ 31.95 Crores.
- (f) There was an increase in other current assets to an extent of ₹ 18.86 Crores mainly due to increase in supplier advances and prepaid expenses.
- (b) Deferred Tax Liabilities have increased by ₹ 170.42 Crores due to recognition of temporary differences of ₹ 115.80 Crores, MAT Credit Set off for ₹ 35.84 Crores and tax adjustments of earlier years of ₹ 18.78 Crores.
- (c) Provisions have increased by ₹ 8.03 Crores due to increase in provision for mines restoration obligation. Other liabilities have decreased by ₹ 1.49 Crores due to recognition of grant income and interest on liability adjusted for lease payments for non-cancellable leases.

### Equity

- (a) During the year, the company has allotted 3,13,165 equity shares of ₹ 1/- each pursuant of exercise of options by its eligible employees as per ESOS 2018. Consequently, the paid-up equity share capital of the Company has increased from ₹ 23.56 Crores to ₹ 23.59 Crores
- (b) The total comprehensive income for the year is ₹ 757.95 Crores. The Company has also charged profit and loss and created a reserve for ₹ 19.54 Crores towards ESOP. The dividend pay-outs including TDS on dividends was ₹ 70.84 Crores. The Company's return on net worth increased from 13% to 14% due to increase in profitability.

### Non-current liabilities

- (a) Long-term Borrowings have increased by ₹ 330.28 Crores to fund the capital expenditure for ongoing capacity expansion projects. The debt-equity ratio and Debt/EBITDA has reduced to 0.55 times and 1.96 times respectively as at 31<sup>st</sup> March 2021 as against 0.61 times and 2.58 times as at 31<sup>st</sup> March 2020. Return on capital employed has marginally increased from 9% to 10%. The decline in Debt-Service Coverage Ratio from 2.90 times in previous year to 1.80 times in current year is mainly due to higher scheduled principal repayments and Gross interest cost compared to previous year.

### Current liabilities

- (a) Short-term Borrowings decreased by ₹ 477.94 Crores due to better working capital management.
- (b) Current maturities of long-term borrowings have increased by ₹ 225.29 Crores, which is due within one year as per repayment schedule.
- (c) Security deposits from customers / Customer's credit balance with customers have increased by ₹ 241.72 Crores
- (d) Trade payables increased by ₹ 21.99 Crores due to increase in average payable days from 20 days in previous year to 24 days in current year.
- (e) Statutory liabilities increased by ₹ 30.23 Crores mainly due to increase in GST on sales on account of comparatively higher sale volume in March 2021 as against March 2020.
- (f) Provisions increased by ₹ 2.97 Crores due increase in provision for compensated absences by ₹ 5.21 Crores, which was offset by decrease in provision for disputed income tax liabilities by ₹ 2.24 Crores and other liabilities increased by ₹ 39.02 Crores mainly due to increase in interest accrued for the borrowings and book overdraft.
- (g) Current ratio for the year stood at 1.26 times as against 1.06 times during the previous year.

**Movement in Key Financial Ratios**

Particulars	UOM	31-03-2021	31-03-2020	Variation	Formula adopted	What does it signify
Debtors Turnover Ratio	Days	31	34	(9%)	365 Days / (Net Revenue / Average Trade Receivables)	It indicates the average collection period and measures the efficiency of the company in managing its accounts receivables
Inventory Turnover Ratio	Days	43	41	5%	365 Days / (Net Revenue / Average Inventories)	It indicates the average inventory holding period and measures the efficiency with which the company utilizes or managing its inventory
Interest Coverage Ratio	Times	6.53	5.56	17%	(Profit before Tax + Interest) / (Interest + Interest capitalised)	It indicates the company's ability in terms of earnings to meet the interest obligations
Current Ratio	Times	1.26	1.06	19%	Current Assets / (Total Current Liabilities - Security Deposits payable on demand - Current maturities of Long term debt)	It indicates the level of current assets to meet the current liabilities
Debt-Equity Ratio	Times	0.55	0.61	(10%)	Total Debt / Total Equity	It indicates the measure to which the Company is financing its operations through debt versus wholly owned funds
Operating Profit Margin	%	30%	22%	8%	EBITDA / Net Revenue	It indicates the percentage of profit after all expenses except for interest, depreciation and taxes on the total revenue
Net Profit Margin	%	14%	11%	3%	Net Profit / Net Revenue	It indicates the percentage of profit after all expenses including interest, depreciation and taxes on the total revenue
Return on Networth	%	14%	13%	1%	Total Comprehensive Income / Average Net worth	It indicates the percentage of return generated to equity shareholders
Net Debt / EBITDA	Times	1.89	2.52	(25%)	(Total Debt - Cash and Cash equivalents) / EBITDA	It indicates the relevance of company's operating income to its net debt
Return on Capital employed	%	10%	9%	1%	(Total Comprehensive Income + Interest) / Average of (Equity + Total Borrowings)	It indicates the percentage of return generated on equity capital and debt capital
Price Earnings Ratio	Times	31	20	55%	Market Price per share / Earnings per share	It indicates the relevance of the company's share price to the earnings per share
Blended EBITDA per Ton	In ₹	1,586	1,048	51%	EBITDA / Sale Volume	It indicates the operating profit per ton of cement sold
Debt Service Coverage Ratio	Times	1.80	2.90	(38%)	(EBITDA - Current Tax) / (Principal repayment + Total Interest)	It indicates the availability of operating profit to pay its current maturities of debts and interest obligations



Reasons for variations in excess of  $\pm 25\%$

- (a) The decline in Net Debt / EBITDA is due to increase in operating profit
- (b) PE Ratio increased due to increase in Market price per share as at 31<sup>st</sup> March 2021 and improved profitability during the year.
- (c) Blended EBITDA per Ton increased due to improved margins
- (d) The decline in Debt-Service Coverage Ratio is mainly due to higher scheduled principal repayments / Gross interest cost compared to previous year.

### Human Resources

Manpower is the key resource in business. It is the greatest asset to drive the socio-economic changes that is currently prevailing. The focus of the business has always been on developing a culture of recognition, innovation in technology and process improvement. The Company's emphasises on ethics and values across the Organisation has built the positive Culture among the employees.

HR initiatives have been aligned to the overall business strategy by focussing on identifying and grooming high potential talent through various management and leadership programmes as part of Succession planning.

### Talent Acquisition

The Company focusses on nurturing its talents by adopting a meritocratic, caring and transparent work culture. The Company has a robust talent acquisition mechanism devised to attract and retain best of talents who fit into its culture. Manpower planning is appropriately done in order to maintain an optimum number of employees at any given point in time. The lean organisation structure helps us make best utilisation of resources and deliver value to customers.

### Performance Management System

The Company ensures fair remuneration through its unique performance reward system which encourages employees to demonstrate their fullest potential. Performance based reward and increment system is practised in the Organisation which increases the potential of employees.

### Learning & Development

The Company undertakes various learning and development initiatives to improve the skills and knowledge of the employees in technical, behavioural and work-life balance parameters to enhance their performance and potential towards attaining organisation's goals. Leadership development programmes are conducted in association with prestigious institutions like Harvard Business School and Michigan ROSS School of Education to unleash and enrich the potential of senior employees. Online platform is being used for most of the training programmes to improve mental and physical health of

employees. The Company strongly focusses on the health and safety (H&S) and welfare of employees.

### Employee policies

The Company has implemented employee friendly policies like housing loans, various types of soft loans for the welfare of the employees and their families. In the domain of medical, the Company has a holistic approach towards the health of employees by implementing medical policies like Group medical insurance coverage for medical treatment of employees and their family members, Group personal accident scheme with life coverage, Group term policy covering the life of employees in case of death and COVID Kavach policy to help employees claim on expenses related to COVID.

### Employee Engagement Initiatives

The Company has also institutionalised engagement initiatives like quality circle, 5S, IMS, suggestion scheme and Kaizen improvements. The Company has won various awards and accolades at State / National level forums in the domain of Manufacturing competitiveness, Energy efficiency, Environment, Safety and Quality circles.

### Digitalisation

The Company has established online HR systems with well-defined processes. Ramco ERP has been successfully established across the Company which integrates all the HR functions. Apart from Ramco ERP, HR team of Ramco has developed many standalone applications as Add-on softwares for usage across employees. Greentech Foundation has awarded the Company with the prestigious "Technology Excellence in HR" Award at the National level for developing system relating to comprehensive areas of Human Resource Management.

### Retention

The Company's conducive policies and HR excellence is evident in its 95% retention ratio of employees for three consecutive years.

### Employee Recognition

The most experienced senior leaders have been with the Company for over 30 years, some having joined as trainees, indicating the opportunities offered to employees. The Company recognises employees who put in a long service with an award to create a sense of belongingness. In the past ten years, 1,226 employees have been felicitated with this award.

### Other Initiatives

As a need of the hour initiative, to tackle COVID and help our employees and their families, we have formed a COVID Response team which comprises of Unit level committee and Apex level committee with roles and responsibilities assigned. An application has been developed for recording and tracking data exclusively related to COVID for fast response.

### Industrial Relations & Personnel

The Company has 3,374 employees as on 31-03-2021. Industrial relations in all the Units continue to be cordial and healthy. Employees at all levels are extending their full support and are actively participating in the various programmes for energy conservation and cost reduction. There is a special thrust on Human Resources Development with a view to promoting creative and group effort.

### Risk Management

The Company's risk management system is designed to identify the potential risks that can impact the business and devise a framework for its mitigation along with periodical reviews to reflect changes in market conditions and the Company's activities. The Company's Board of Directors has the overall responsibility for the establishment and oversight of risk management framework. The Audit committee and Risk management committee periodically review the execution of risk management plan and advice the management wherever necessary. The key risks and their mitigation measures are detailed below:

#### Fuel availability and prices risk

The Company uses non-calcined petroleum coke, a downstream by-product of the oil refinery, as fuel for cement kiln. It is available from indigenous sources as well as from Middle East and USA, thus exposing the risk of availability and prices.

#### Mitigation

The Company adopts both structured and unstructured procurement strategies to mitigate the risk. It has fuel supply arrangements with manufacturers under structured plan and also procures from spot or open markets during favourable pricing conditions to stay dynamic in fluctuating market. The Company uses non-coking or thermal coal as a fuel at its captive thermal power plants (TPP). It is mainly imported from Indonesia, the world's largest exporter of coal, on spot basis. The Company's plants, being close to the East Coast, ensures proximity to Indonesia, making it economical to import. The Company also imports coal from Russia. In case of supply disruption of imported coal, the Company can choose alternates from indigenous sources or use lignite. Besides, the Company's production process is fungible and supports usage of different types of fuels like pet coke, coal, lignite and other alternate fuels; it facilitates the usage of most economical fuel. The Company is establishing waste heat recovery plants to produce power which will help reduce overall power costs while insulating from the overall risks on fuel. The Company also has the option to switch over to green power generated from its windmills in case of any exigencies which are presently connected to grid.

#### Currency fluctuation risk

The Company has exposure to USD and other foreign currency denominated transactions for import of capital goods, spares and fuel, besides exports of finished goods and borrowings in

foreign currency. Any unfavourable movement in currency prices can impact profitability.

#### Mitigation

The Company has policies to ensure that the decisions are driven to keep the cost comparable while borrowing in foreign currency and hedging thereof, both interest and exchange rate risk and the quantum of coverage. The Company practices hedging foreign currency loans, imports and exports transactions by forward contracts after taking into consideration the anticipated foreign exchange inflows/outflows, timing of cash flows, tenure of the forward contract and prevailing foreign exchange market conditions.

#### Market risk

The cement industry is prone to the innate risk of demand supply mismatch. So, cement is susceptible to the price volatility which sometimes slips to unviable levels.

#### Mitigation

The Company prudently plans and establishes its cement plants and grinding units in markets where demand-supply conditions are relatively favourable. Its strategy of segmenting the market by offering right products for right applications facilitates in creating niche markets. The Company also strongly focusses on creating loyalty among the customers by offering high-quality, value-added products backed by innovative R&D and efficient supply chain. Moreover, the Company is undertaking steps to tackle the demand disruption due to COVID-19 pandemic. It has rolled out contingency plans such as social distancing, work from home, and enhanced safety measures at all workplaces as per regulatory advisory to minimise the risk of spread. It continues to closely monitor the developments in economic conditions and assess its impact.

#### Information Technology Risk

The Company's operations are completely dependent on IT systems which requires careful management of the information that is in our possession to ensure data privacy. The cyberattack threat of unauthorised access and misuse of sensitive information or disruption to operations continue to increase across the world. Such an attack would affect the business operations in a number of ways, including disruption to sales, production and cash flows, ultimately impacting our results.

#### Mitigation

To reduce the impact of cyberattack on our business, we have firewalls and threat monitoring systems in place, with immediate response capabilities to mitigate identified threats. The Company also maintains a system for the control and reporting of access to our critical IT systems which is supported by a periodical testing of access controls. The Company has IT security policy covering the protection of both business and personal information, as well as the use of IT systems and applications by our employees. The hardware that runs and manages core operating data is

fully backed up in satellite locations with separate systems to provide real-time backup operations.

### Subsidiary Companies

The Company has two subsidiaries, viz. Ramco Windfarms Limited and Ramco Industrial and Technology Services Limited. The Company has no material subsidiaries.

#### Ramco Windfarms Limited (RWL)

The Share Capital of RWL is ₹ 1 crore, out of which 71.50% is held by the Company. The rest of the share capital is held by Ramco Group of Companies.

The installed capacity of RWL was 39.835 MW as on 31-03-2021 comprising of 127 Wind Electric Generators.

The Company had generated 327.06 lakh units of power as compared to 358.65 lakh units of power during the previous year.

The decrease in generation was due to delayed onset of monsoon for the year under review.

The revenue and profit after tax for the Company for the year ended 31-03-2021 were ₹ 13.13 crores and ₹ 2.08 crores compared to ₹ 14.38 crores and ₹ 3.15 crores respectively of the previous year.

#### Ramco Industrial and Technology Services Limited (RITSL)

The Share Capital of RITSL is ₹ 4.78 crores, out of which 94.11% is held by the Company. The rest of the share capital is held by Ramco Group of Companies.

The Company provides Transport services, Manpower services and Information Technology related services, mainly involving Software Implementation services.

The revenue of the Company for the year ended 31-03-2021 on standalone basis was ₹ 37 crores as against ₹ 40.94 crores for the previous year. The Company had earned a profit after tax of ₹ 0.57 crores as against ₹ 0.35 crores for the previous year.

In accordance with Rule 5 of Companies (Accounts) Rules, 2014, a statement containing the salient features of the Financial Statements of the Subsidiaries and Associates is attached in Form AOC-1 as Annexure-1.

In accordance with Regulation 46(2)(s) of LODR, separate audited financial statements of the above subsidiary companies are placed in the website of the Company.

### Consolidated Financial Statements

The Company has 5 Associate Companies, viz. Rajapalayam Mills Limited, Ramco Industries Limited, Ramco Systems Limited, Lynks Logistics Limited and Madurai Trans Carrier Limited.

As per provisions of Section 129(3) of the Companies Act, 2013 and Regulation 34 of LODR, Companies are required to prepare consolidated financial statements of its Subsidiaries and Associates to be laid before the Annual General Meeting of the Company.

Accordingly, the consolidated financial statements incorporating the accounts of Subsidiary Companies and Associate Companies, along with the Auditors' Report thereon, forms part of this Annual Report.

As per Section 136(1) of the Companies Act, 2013, the financial statements including consolidated financial statements are available at the Company's website at the following link at <http://www.ramcocements.in/financial-performance.aspx>

Separate audited accounts in respect of the subsidiary companies are also made available at the Company's website. The Company shall provide a copy of separate audited financial statements in respect of its Subsidiary Companies to any shareholder of the Company who asks for it.

The consolidated net profit after tax of the Company amounted to ₹ 783.64 crores for the year ended 31<sup>st</sup> March 2021 as compared to ₹ 604.14 crores of the previous year.

The consolidated total comprehensive income for the year under review is ₹ 780.06 crores as against ₹ 599.18 crores of the previous year.

### Directors

Pursuant to Rule 8(5)(iii) of Companies (Accounts) Rules, 2014, it is reported that, there have been no changes in the Directors and Key Managerial Personnel during the year under review and after the end of the year and upto the date of the report.

Shri.P.R.Venketrana Raja, Chairman and Managing Director, retires at the ensuing Annual General Meeting and being eligible, has offered himself for reappointment.

Vide Board Resolution dated 30-08-2017 and Members' Resolution dated 03-08-2018, Shri.M.F.Farooqui, IAS (Retd.) was appointed as Independent Director for a period of 5 years from 30-08-2017 to 29-08-2022.

He is eligible for reappointment for another period of 5 years as Independent Director from 30-08-2022 to 29-08-2027. In accordance with Section 149(10) of the Companies Act, 2013, his reappointment has been proposed in the Notice convening the Annual General Meeting as Special Resolution. His profile and rationale for reappointment have been provided in the Statement pursuant to Section 102 of the Companies Act, 2013, attached to the Notice convening the Annual General Meeting.

The Independent Directors hold office for a fixed term of 5 years and are not liable to retire by rotation.

The Company has received necessary declarations from all the Independent Directors under Section 149(7) of the Companies Act, 2013, that they meet the criteria of independence as provided in Section 149(6) of the Companies Act, 2013. Independent Directors have complied with the Code for Independent Directors prescribed in Schedule IV of the Companies Act, 2013.

The Company had formulated a Code of Conduct for the Directors and Senior Management personnel and the same has been complied with.

The Company has a policy relating to appointment and remuneration of Directors, Key Managerial Personnel and other employees duly approved by the Board of Directors, based upon the recommendation of Nomination and Remuneration Committee, in accordance with Section 178(3) of the Companies Act, 2013.

As per Proviso to Section 178(4) of the Companies Act, 2013, the salient features of the Nomination and Remuneration Policy should be disclosed in the Board's Report. Accordingly, the following disclosures are given:

Salient Features of the Nomination and Remuneration Policy:

The objective of the Policy is to ensure that:

- (a) the level and composition of remuneration is reasonable and sufficient to attract, retain and motivate directors of the quality required to run the company successfully;
- (b) relationship of remuneration to performance is clear and meets appropriate performance benchmarks;
- (c) remuneration to directors, key managerial personnel and senior management shall be appropriate to the working of the company and its goals and
- (d) to carry out any other function as is mandated by the Board from time to time and / or enforced by any statutory notification, amendment or modification, as may be applicable.

The Nomination and Remuneration Committee and this Policy are in compliance with the Companies Act, 2013 and LODR. During the year under review, there has been no change in the policy. The web address of the Policy is –

<http://ramcocements.net/ramcocements/pdffiles/policies/NOMINATION%20AND%20REMUNERATION%20POLICY.pdf>

As required under Regulation 25(7) of LODR, the Company has programmes for familiarisation for the Independent Directors about the nature of the industry, business model, roles, rights and responsibilities of Independent Directors and other relevant information. As required under Regulation 46(2)(i) of LODR, the details of the Familiarisation Programme for Independent Directors are available at the Company's website, at the following link –

<https://ramcocements.net/ramcocements/pdffiles/DIRECTORS%20FAMILIARISATION%20PROGRAMME%202020-2021.pdf>

The details of familiarisation programme are explained in the Corporate Governance Report also.

## Board Evaluation

Pursuant to Section 134(3)(p) of the Companies Act, 2013, and Regulation 25(4) of LODR, Independent Directors have evaluated the quality, quantity and timeliness of the flow of information between the Management and the Board, performance of the Board as a whole and its Members and other required matters.

Pursuant to Schedule II, Part D of LODR, the Nomination and Remuneration Committee has laid down evaluation criteria for performance evaluation of Independent Directors, which will be based on attendance, expertise and contribution brought in by the Independent Director at the Board and Committee Meetings, which shall be taken into account at the time of reappointment of Independent Director.

Pursuant to Regulation 17(10) of LODR, the Board of Directors have evaluated the performance of Independent Directors and observed the same to be satisfactory and their deliberations beneficial in Board / Committee meetings.

Pursuant to Regulation 4(2)(f)(ii)(9) of LODR, the Board of Directors have reviewed and observed that the evaluation framework of the Board of Directors was adequate and effective.

The Board's observations on the evaluations for the year under review were similar to their observations for the previous year. No specific actions have been warranted based on current year observations.

The Company would continue to familiarise its Directors on the industry, technology and statutory developments, which have a bearing on the Company and the industry, so that Directors would be effective in discharging their expected duties.

## Meetings

During the year, 5 Board Meetings were held. The details of Meetings of the Board and Committees held during the financial year including the number of Meetings attended by each Director are given in the Corporate Governance Report.

## Secretarial Standards

The Directors have devised proper systems to ensure compliance with the provisions of all applicable Secretarial Standards and that such systems are adequate and operating effectively.

## Public Deposits

- a. The Company has decided not to accept deposits from 01-04-2014.
- b. Deposits remaining unclaimed as at the end of the year amounted to ₹ 0.54 lakhs aggregating to 3 numbers.
- c. During the year, there has been no default in repayment of deposits or payment of interest thereon.

No deposit has been claimed from 01-04-2021 till the date of this report.



### Orders Passed by Regulators

Pursuant to Rule 8(5)(vii) of Companies (Accounts) Rules, 2014, it is reported that, no significant and material orders have been passed by the Regulators or Courts or Tribunals, impacting the going concern status and Company's operations in future.

### Internal Financial Controls

In accordance with Section 134(5)(e) of the Companies Act, 2013, the Company has Internal Financial Controls by means of Policies and Procedures commensurate with the size & nature of its operations and pertaining to financial reporting. In accordance with Rule 8(5)(viii) of Companies (Accounts) Rules, 2014, it is hereby confirmed that the Internal Financial Controls are adequate with reference to the financial statements.

### Particulars of Loans, Guarantees and Investments

Pursuant to Section 186(4) of the Companies Act, 2013, the details of loans, guarantees and investments along with the purposes are provided under Notes No.11, 12, 13, 20 and 47 of Notes to the Separate Financial Statements.

### Audits

#### Statutory Audit

M/s.Ramakrishna Raja And Co., Chartered Accountants, (FRN:005333S) and M/s.SRSV & Associates, Chartered Accountants, (FRN:015041S), who have been appointed as the Statutory Auditors of the Company at the 59<sup>th</sup> Annual General Meeting would be the Auditors of the Company, till the conclusion of the 64<sup>th</sup> Annual General Meeting of the Company to be held in the year 2022.

The report of the Statutory Auditors for the year ended 31<sup>st</sup> March 2021 does not contain any qualification, reservation or adverse remark. No fraud has been reported by the Company's Auditors.

#### Cost Audit

As per Rule 3 of Companies (Cost Records and Audit) Rules, 2014, the Company is required to maintain cost records and accordingly such records and accounts are made and maintained.

The Board of Directors had approved the appointment of M/s. Geeyes & Co., Cost Accountants as the Cost Auditors of the Company to audit the Company's Cost Records for the year 2021-22 at a remuneration of ₹ 5,50,000/- (Rupees Five lakhs fifty thousand only) exclusive of GST and out-of-pocket expenses.

The remuneration of the cost auditor is required to be ratified by the members in accordance with the provisions of Section 148(3) of the Companies Act, 2013 and Rule 14 of Companies (Audit and Auditors) Rules, 2014. Accordingly, the matter relating to their remuneration had been included in the Notice convening the 63<sup>rd</sup> Annual General Meeting scheduled to be held on 19-08-2021, for ratification by the Members.

The Cost Audit Report for the financial year 2019-20 due to be filed with Ministry of Corporate Affairs by 13-09-2020, had been filed on 11-09-2020. The Cost Audit Report for the financial year 2020-21 due to be submitted by the Cost Auditor within 180 days from the closure of the financial year will be filed with the Ministry of Corporate Affairs, within 30 days thereof.

#### Secretarial Audit

M/s.S.Krishnamurthy & Co., Company Secretaries, have been appointed to conduct the Secretarial Audit of the Company. Pursuant to Section 204(1) of the Companies Act, 2013, the Secretarial Audit Report submitted by the Secretarial Auditors for the year ended 31<sup>st</sup> March 2021 is attached as Annexure-2. The report does not contain any qualification, reservation or adverse remark.

#### Annual Return

In accordance with Section 92(3) of the Companies Act, 2013, read with Rule 12(1) of Companies (Management and Administration) Rules, 2014, an extract of the Annual Return in Form MGT-9 for the year ended 31<sup>st</sup> March 2021 is available in the Company's website at the following link:

<http://www.ramcocements.in/shareholder-information.aspx>

The Annual Return for the year ended 31<sup>st</sup> March 2020 in Form MGT-7, filed with Ministry of Corporate Affairs, is available in the Company's website at the following link:

<http://ramcocements.net/ramcocements/pdffiles/ANN%20RETURN%202020.pdf>

#### Corporate Governance

The Company has complied with the requirements regarding Corporate Governance as stipulated in LODR. As required under Schedule V(C) of LODR, a Report on Corporate Governance being followed by the Company is attached as Annexure-3.

No complaints had been received pertaining to sexual harassment, during the year under review. The relevant statutory disclosure pertaining to the Sexual Harassment of Women at Workplace (Prevention, Prohibition and Redressal) Act, 2013, are available at Point No.10(I) of Corporate Governance Report.

As required under Schedule V(E) of LODR, a Certificate from the Secretarial Auditors confirming compliance of conditions of Corporate Governance is also attached as Annexure-4.

As required under Regulation 34(3) read with Schedule V Para C (10)(i) of LODR, Certificate from the Secretarial Auditor that none of the Company's Directors have been debarred or disqualified from being appointed or continuing as Directors of Companies, is enclosed as Annexure-5.

#### CSR – Initiatives and Impacts

In terms of Section 135 and Schedule VII of the Companies Act, 2013, the Board of Directors have constituted a Corporate Social

Responsibility (CSR) Committee and adopted a CSR Policy which is based on the philosophy that "As the Organisation grows, the Society and Community around it also grows."

The Annual Report on CSR activities as prescribed under Companies (Corporate Social Responsibility Policy) Rules, 2014 is attached as Annexure-6.

### **Covid Measures**

As COVID – 19 raged through India in FY 2020 – 21, the Company reiterated its commitment to the wellbeing of its stakeholders, both internal as well as external.

The Company not only contributed directly to the society by various means but also proactively partnered with government administrations, in the fight against the COVID in its operating states of Tamil Nadu, Kerala, Andhra Pradesh, Telangana, Karnataka, West Bengal and Odisha. The Company had contributed more than ₹ 11 crores for COVID-19 by way of donations to relief funds, distribution of relief materials to the communities and providing critical medical equipments to Government Hospitals.

The Company also mobilized and distributed basic amenities such as shelter, food and ration kits containing rice, wheat flour, oil, and vegetables, to all the needy families in villages surrounding its factories and mines by working alongside district collectors, police, public health departments and panchayats. Disinfectants were sprayed extensively in villages around the factories as a safety measure.

### **Medical equipments to various government hospitals**

The medical devices required for the clinical management of COVID-19, selected and prioritized according to the request received from various State Governments and were provided to them. These included: oxygenators, pulse oximeters, patient monitors, thermometers, infusion and suction pumps, as well as personal protective equipment.

### **Commissioning of Medical Oxygen Plants**

The Company during May 2021 had commissioned an Oxygen Plant at its Ramasamy Raja Nagar unit for the welfare of the people. The plant has a production capacity to produce Oxygen for 48 numbers of oxygen cylinders per day. Each cylinder has a capacity of 45 litres of liquid oxygen, which is equal to 7000 litres in gaseous form. This plant supplies Oxygen to Government Hospitals in Rajapalayam, Virudhunagar, Sivakasi, Aruppukottai and Sathur. The Company is in the process of establishing additional Oxygen Plants at its other units also, to meet the growing demand for Oxygen from the COVID affected persons.

### **Vigil Mechanism / Whistle Blower Policy**

In accordance with Section 177(9) and (10) of the Companies Act, 2013 and Regulation 22 of LODR, the Company has established a Vigil Mechanism and has a Whistle Blower Policy. The Policy provides the mechanism for the receipt, retention and treatment of complaints and to protect the confidentiality and anonymity of the stakeholders. The complaints can be

made in writing to be dropped into the Whistle Blower Drop Boxes or through E-Mail to dedicated mail IDs. The Corporate Ombudsman shall have the sole access to these. The Policy provides to the complainant access to the Chairman of the Audit Committee. The weblink for the Vigil Mechanism is disclosed in the Corporate Governance Report.

### **Risk Management Policy**

Pursuant to Section 134(3)(n) of the Companies Act, 2013 and Regulation 17(9) of LODR, the Company has developed and implemented a Risk Management Policy. The Policy envisages identification of risk and procedures for assessment and strategies to mitigate / minimisation of risk thereof. The Risk Management Policy of the Company is available at the Company's website, at the following weblink – <http://ramcocements.net/ramcocements/pdffiles/policies/RISK%20%20MANAGEMENT%20POLICY.pdf>

### **Related Party Transactions**

Prior approval / omnibus approval is obtained from the Audit Committee for all Related Party Transactions and the transactions are also periodically placed before the Audit Committee for its approval. The details of contracts required to be disclosed in Form AOC-2 are given in Annexure-7. No transaction with the related party is material in nature, in accordance with Company's "Related Party Transaction Policy" and Regulation 23 of LODR. In accordance with Ind AS-24, the details of transactions with the related parties are set out in the Notes to the Financial Statements.

As required under Regulation 46(2)(g) of LODR, the Related Party Transaction Policy is disclosed in the Company's website and its weblink is –

<http://ramcocements.net/ramcocements/pdffiles/policies/RELATED%20PARTY%20TRANSACTION%20POLICY%202015.pdf>

As required under 46(2)(h) of LODR, the Company's Material Subsidiary Policy is disclosed in the Company's website and its weblink is –

<http://ramcocements.net/ramcocements/pdffiles/policies/MATERIAL%20SUBSIDIARY%20POLICY%202015.pdf>

### **Material Changes since 1<sup>st</sup> April 2021**

There have been no material changes affecting the financial position of the Company between the end of the financial year and till the date of this report.

### **Conservation of Energy, Technology Absorption and Foreign Exchange Earnings and Outgo**

Pursuant to Section 134(3)(m) of the Companies Act, 2013 and Rule 8(3) of Companies (Accounts) Rules, 2014, the information relating to Conservation of Energy, Technology Absorption and Foreign Exchange Earnings and Outgo is attached as Annexure-8.

## Particulars of Employees and Related Disclosures

The disclosures in terms of provisions of Section 197(12) of the Companies Act, 2013, read with Rule 5(1), (2) & (3) of Companies (Appointment and Remuneration of Managerial Personnel) Rules, 2014, relating to remuneration, are provided in Annexure-9.

### Employee Stock Option Scheme

At the Annual General Meeting held on 03-08-2018, the Members had approved the following Employee Stock Option Schemes.

Name of the Scheme	Total No. of Options	Exercise Price	Vesting Period	Maximum Term	Source	Variation in terms
ESOS 2018 – Plan A	5,00,000	₹ 1/- per share	One year from the date of grant	31 <sup>st</sup> December of the immediately succeeding Financial Year, in which the vesting was done.	Primary	Nil
ESOS 2018 – Plan B	7,00,000	₹ 100/- per share				

The purpose of this plan is to facilitate Eligible Persons (Employees with Long Service and Contributed to the growth of the Company) through ownership of Shares of the Company to participate and gain from the Company's performance, thereby acting as a suitable reward. Participation in the ownership of the Company, through share based compensation schemes will be a just reward for the employees for their continuous hard work, dedication and support, which has led the Company to be what it is today.

The Plan is intended to:

- \* Create a sense of ownership within the organisation;
- \* Encourage Employees to continue contributing to the success and growth of the organisation;
- \* Retain and motivate Employees;
- \* Encourage Eligible Persons to align their performance with Company objectives;
- \* Reward Eligible Persons with ownership in proportion to their contribution;
- \* Align interest of Eligible Persons with those of the organisation.

The schemes are in compliance with the SEBI Regulations. During the year under review, no material changes have been made in the schemes.

A certificate from the Company's Statutory Auditors, with respect to implementation of the above Employee Stock Option Schemes in accordance with SEBI Guidelines and the resolution passed by the Members of the Company, would be placed before the Members at the ensuing AGM and a copy of the same shall be available for inspection at the Corporate Office of the Company during normal business hours on any working day.

The relevant disclosures in terms of Companies Act, 2013, and in accordance with SEBI (Share Based Employee Benefits) Regulations, 2014, are attached as Annexure-10.

Relevant disclosures in accordance with 'Ind AS 102 Sharebased Payments' issued by ICAI and Diluted EPS on issue of shares pursuant to the schemes covered under the regulations are disclosed in accordance with Ind AS 33 - Earnings Per Share issued by ICAI.

The disclosure required to be made under SEBI (Share Based Employee Benefits) Regulations, 2014 is available in the Company's website at the following link – <http://www.ramcocements.in/shareholder-information.aspx>

### Credit Rating

The ratings for the Company's borrowing are available in Corporate Governance Report.

### Awards Received during the Year

#### CSR Awards

The Alathiyur unit had won "Gold Medal" and also a "Special Award" for its extraordinary CSR Contribution to Society from the International Research Institute of Management (IRIM), Mumbai. The IRIM had bestowed these awards to the unit at the National level competition for India Green Manufacturing Challenge – 2019 conducted by it. Out of 57 companies from various sectors like Cement, Aluminium, Steel, Fertilisers, Textile, Rubber, Chemical, etc. the Company's Alathiyur plant had won "Gold Medal". This is the second time such an award is being received from IRIM, Mumbai. Previously, the plant had been awarded Silver Medal by them.

Similarly, the Ariyalur unit had won "Gold Medal" and Overall 2<sup>nd</sup> Runner Up in India from the IRIM, Mumbai. This is the second time such an award is being received from IRIM, Mumbai, by Ariyalur unit.

The Ariyalur unit had received Best Community Development Award for its fight against COVID-19 in the National Awards for Excellence in CSR and Sustainability from the World CSR Day.

The Alathiyur unit had been awarded "CSR India Award – 2020" by Greentech Foundation, New Delhi in October 2020. The award was bestowed on the unit for its Health Promotion initiatives and had been adjudged as Winner under the category of "Promotion of Health & Healthcare".

The Alathiyur unit had been recognised with "Commendation for Significant Achievement" in its Corporate Social Responsibility at the CII-ITC Sustainability Awards 2020.

The Alathiyur unit had been recognised with "Gold Award" by Apex India Foundation, New Delhi, in its CSR Excellence Award 2019 for its Community Development Projects and for its holistic approach.

The Ariyalur unit had been awarded “Best Community Development Award for Covid 19” at the National Awards for Excellence in CSR & Sustainability by World CSR Day.

The Ramasamy Raja Nagar unit had received two awards, viz. “Best Relief Package for COVID-19” and “Best COVID-19 solution for Workforce Management” on 18-02-2021 from The Economic Times, Mumbai.

#### Environmental Awards

The Ramasamy Raja Nagar unit had received Environment, Health and Safety Excellence award from Confederation of Indian Industry (CII) on 25-03-2021. This is a 4 Star Rating Award. The unit is receiving this award for the third time.

The Alathiyur unit had been awarded “Greentech Environment Award 2020” on 11-02-2021 for its outstanding achievement in Green Belt Development, by Greentech Foundation, New Delhi.

The Ariyalur unit had been bestowed “Special Award” for Green Belt Development for Community Initiatives by CII, Chennai, on 25-03-2021.

#### Manufacturing Competitiveness

The Ramasamy Raja Nagar Unit had received Gold Medal at the National Awards for Manufacturing Competitiveness 2020 on 13-02-2021 organised by IRIM. The unit had also received “Special Award for Sustainability in Operations” in All India Level, for demonstrating commitment and excellence in our journey towards improving manufacturing competitiveness.

The Ramasamy Raja Nagar unit had bagged one first prize and two third prizes from Madurai Productivity Council, Madurai on 18-02-2021 for its involvement in continual improvement and new creation.

#### Occupational, Health and Safety Awards

The Ramasamy Raja Nagar unit had received “5 Star Award” for its performance in Occupational, Health, Safety and Environment on 25-03-2021 from CII.

The Alathiyur unit had been awarded 5 Stars Rating in Environment, Health & Safety Excellence Level Award 2020 by CII, Chennai, during the 13<sup>th</sup> Edition Award Ceremony held at Taj West End Hotel, Bangalore on 25-03-2021.

The Ariyalur unit had been awarded 5 Stars Southern Region Environment, Health & Safety Excellence Awards 2020 by CII, Chennai, on 25-03-2021.

The Alathiyur and Ariyalur units had been awarded “Occupational Health & Safety Award 2020” by Apex India Foundation for the unit’s performance in Occupational Health & Safety on 06-04-2021.

#### Energy Efficiency Award

The Ramasamy Raja Nagar unit had been awarded Innovative Project Award for “Transportation of Waste Heat Recovery

Steam to CPP Turbine” in the 21<sup>st</sup> National Award for Excellence in Energy Management 2020, conducted by CII on 28-08-2020.

#### HR Award

The Alathiyur plant had been awarded “Golden Peacock National Training Award” for the year 2020 by The Institute of Directors, New Delhi.

#### Quality Circle Awards

The Ramasamy Raja Nagar unit had won 21 Gold Awards at the competition conducted by the Quality Circle Forum of India (QCFI), Madurai Chapter in September 2020.

The Jayanthipuram unit had won 4 Gold Awards at the competition conducted by the QCFI, Hyderabad Chapter in November 2020.

The Jayanthipuram unit had won the 2 Gold Awards at the competition conducted by the QCFI, Vizag Chapter in November 2020.

The Ariyalur unit had won 6 Gold Awards at the competition conducted by the QCFI, Coimbatore Chapter in September 2020.

In the National Convention on Quality concepts organised by QCFI in December 2020, the company’s units had won following awards:

- Ramasamy Raja Nagar Unit - 16 Par Excellence and 7 Excellence
- Jayanthipuram Unit - 4 Par Excellence and 1 Excellence
- Ariyalur Unit - 4 Par Excellence and 2 Excellence

#### Shares

The Company’s shares are listed in BSE Limited and National Stock Exchange of India Limited.

#### Investor Education and Protection Fund (IEPF)

Dividend amount remaining unclaimed/unpaid for a period of over 7 years, transferred to IEPF are detailed below:

Dividend Details	Amount Transferred – ₹	Date of Transfer to IEPF
Final Dividend for 2012-13	20,53,905/-	19-08-2020

Shares transferred to IEPF, during the year under review are detailed below:

No. of Shares	Date of Transfer to IEPF
18,659	18-08-2020



Year wise amount of unpaid/unclaimed dividend lying in the unpaid account and corresponding shares, which are liable to be transferred to IEPF and due dates for such transfer, are tabled below:

Year	Type of Dividend	Date of Declaration of Dividend	Last Date for Claiming Unpaid Dividend	Due Date for Transfer to IEP Fund	No. of Shares of ₹ 1/- each	Amount of Unclaimed / Unpaid Dividend as on 31-03-2021 – ₹
2013-14	Dividend	28-07-2014	27-07-2021	25-08-2021	21,16,779	21,16,779.00
2014-15	Dividend	06-08-2015	05-08-2022	01-09-2022	17,11,023	25,66,534.50
2015-16	Dividend	11-03-2016	10-03-2023	08-04-2023	16,77,829	50,33,487.00
2016-17	Dividend	04-08-2017	03-08-2024	01-09-2024	17,77,748	53,33,244.00
2017-18	Dividend	03-08-2018	02-08-2025	31-08-2025	9,29,450	27,88,350.00
2018-19	Dividend	08-08-2019	07-08-2026	06-09-2026	8,62,975	25,88,925.00
2019-20	Dividend	03-03-2020	02-03-2027	01-04-2027	9,62,857	24,07,142.50
2020-21	Interim Dividend	12-03-2021	11-03-2028	10-04-2028	1,44,07,716	16,24,257.00*

\* Net of TDS.

### Directors' Responsibility Statement

Pursuant to Section 134(5) of the Companies Act, 2013, the Directors confirm that

- they had followed the applicable accounting standards along with proper explanation relating to material departures, if any, in the preparation of the annual accounts for the year ended 31<sup>st</sup> March 2021;
- they had selected such accounting policies and applied them consistently and made judgments and estimates that are reasonable and prudent so as to give a true and fair view of the state of affairs of the Company as on 31<sup>st</sup> March 2021 and of the profit of the Company for the year ended on that date;
- they had taken proper and sufficient care for the maintenance of adequate accounting records in accordance with the provisions of this Act for safeguarding the assets of the Company and for preventing and detecting fraud and other irregularities;
- they had prepared the annual accounts on a going concern basis;

- they had laid down internal financial controls to be followed by the Company and that such internal financial controls are adequate and were operating effectively; and
- they had devised proper systems to ensure compliance with the provisions of all applicable laws and that such systems were adequate and operating effectively.

### Acknowledgement

The Directors are grateful to the various Departments and agencies of the Central and State Governments for their help and co-operation. They are thankful to the Financial Institutions and Banks for their continued help, assistance and guidance. The Directors wish to place on record their appreciation of employees at all levels for their commitment and their contribution.

On behalf of the Board of Directors,  
For **THE RAMCO CEMENTS LIMITED**,

Rajapalayam  
24-05-2021

**P.R.VENKETRAMA RAJA**  
Chairman & Managing Director

- Source: IMF – World Economic Outlook January 2021
- Source: National Statistics Office; OECD
- Source: Cement Manufacturers Association;  
<https://www.crisil.com/en/home/our-analysis/reports/2017/09/sector-report-cement.html>;  
ICRA report quoted in news;  
CARE ratings
- Source: CRISIL rating -  
<http://www.businessworld.in/article/Cement-Industry-Expected-To-Grow-13-By-Volume-In-FY22-Crisil-Ratings/11-03-2021-383613/>;  
CII study -  
<https://m.economictimes.com/industry/indl-goods/svs/cement/indias-cement-demand-to-touch-550-600-million-tonnes-per-annum-by-2025-study/articleshow/34435994.cms> -

Annexure - 1

**Form AOC – 1**

Pursuant to Section 129(3) of the Companies Act, 2013 read with Rule 5 of Companies (Accounts) Rules, 2014  
Statement containing salient features of the financial statement of Subsidiary and Associate Companies

**Part A – Subsidiary Companies**

₹ in Crores

Particulars	2020-21	2020-21
Name of Subsidiary Company	Ramco Windfarms Limited	Ramco Industrial and Technology Services Limited*
Reporting Currency	INR	INR
Share Capital	1.00	4.78
Reserves & Surplus	18.25	9.28
Total Assets	41.96	23.44
Total Liabilities	22.71	9.38
Investments	-	16.25
Turnover/Total Income	13.13	36.99
Profit/(Loss) before Taxation	2.88	0.73
Provision for Taxation	0.80	0.17
Share of Profit / Loss of Associates	-	1.15
Profit /(Loss) after Taxation	2.08	1.71
Other Comprehensive Income	-	-0.30
Total Comprehensive Income	2.08	1.41
Proposed Dividend	-	-
Percentage of Shareholding	71.50%	94.11%

**Part B – Associate Companies**

Particulars	2019-20	2019-20
Name of the Associate Company	Madurai Trans Carrier Limited	Ramco Industries Limited*
Latest Audited Balance Sheet Date	31-03-2020	31-03-2020
No. of Shares held as on 31-03-2020	5,37,50,000	1,33,72,500
Amount of Investment in Associate as on 31-03-2020 (₹ in crores)	5.37	20.53
Extent of Shareholding % as on 31-03-2020	29.86	15.43
Description of how there is significant influence	By virtue of direct shareholding	Refer Note below
Reason why associate is not consolidated	Not Applicable	Not Applicable
Net worth attributable to Shareholding (₹ in crores)	12.88	3,209.37
Profit/(Loss) for the year (Consolidated) (₹ in crores)	(0.27)	165.89
a) Considered in Consolidation (₹ in crores)	(0.08)	9.58
b) Not Considered in Consolidation (₹ in crores)	(0.19)	156.31

Particulars	2019-20	2019-20
Name of the Associate Company	Ramco Systems Limited*	Rajapalayam Mills Limited*
Latest Audited Balance Sheet Date	31-03-2020	31-03-2020
No. of Shares held as on 31-03-2020	54,17,810	25,600
Amount of Investment in Associate as on 31-03-2020 (₹ in crores)	90.56	0.29
Extent of Shareholding % as on 31-03-2020	17.70	0.35
Description of how there is significant influence	Refer Note below	Refer Note below
Reason why associate is not consolidated	Not Applicable	Not Applicable
Net worth attributable to Shareholding (₹ in crores)	607.90	1,787.44
Profit/(Loss) for the year (Consolidated) (₹ in crores)	27.32	89.77
a) Considered in Consolidation (₹ in crores)	5.34	0.04
b) Not Considered in Consolidation (₹ in crores)	21.98	89.73

Particulars	2019-20
Name of the Associate Company	Lynks Logistics Limited
Latest Audited Balance Sheet Date	31-03-2020
No. of Shares held as on 31-03-2020	40,00,00,000
Amount of Investment in Associate as on 31-03-2020 (₹ in crores)	40.00
Extent of Shareholding % as on 31-03-2020	46.21
Description of how there is significant influence	By virtue of direct shareholding
Reason why associate is not consolidated	Not Applicable
Net worth attributable to Shareholding (₹ in crores)	26.57
Profit/(Loss) for the year (Consolidated) (₹ in crores)	(23.01)
a) Considered in Consolidation (₹ in crores)	(10.63)
b) Not Considered in Consolidation (₹ in crores)	(12.38)

Note: Significant influence exists based on combined voting rights

\* On consolidated basis

As per our report annexed

**For SRSV & ASSOCIATES**  
Chartered Accountants  
Firm Registration Number: 015041S

**P. SANTHANAM**  
Partner  
Membership No. 018697  
Chennai

24-05-2021

**For RAMAKRISHNA RAJA AND CO**  
Chartered Accountants  
Firm Registration Number: 005333S

**M. VIJAYAN**  
Partner  
Membership No. 026972  
Chennai

**P.R. VENKETRAMA RAJA**  
Chairman and Managing Director  
Rajapalayam

**A.V. DHARMAKRISHNAN**  
Chief Executive Officer  
Chennai

**S. VAITHIYANATHAN**  
Chief Financial Officer  
Chennai

**K.SELVANAYAGAM**  
Secretary  
Chennai

**Form No. MR-3****Secretarial Audit Report for the financial year ended 31<sup>st</sup> March 2021**

[Pursuant to Section 204(1) of the Companies Act, 2013 and Rule No.9 of the Companies (Appointment and Remuneration of Managerial Personnel) Rules, 2014]

To  
The Members of,  
**THE RAMCO CEMENTS LIMITED,**  
[CIN:L26941TN1957PLC003566]  
Ramamandiram, Rajapalayam,  
Virudhunagar District –626 117

We have conducted a Secretarial Audit of the compliance of applicable statutory provisions and adherence to good corporate practices by THE RAMCO CEMENTS LIMITED (hereinafter called “the Company”) during the financial year from 1<sup>st</sup> April 2020 to 31<sup>st</sup> March 2021 (“the year”/ “audit period”/ “period under review”).

We conducted the Secretarial Audit in a manner that provided us a reasonable basis for evaluating the Company’s corporate conducts/statutory compliances and expressing our opinion thereon.

We are issuing this report based on:

- (i) Our examination /verification of the physical / electronic books, papers, minute books and other records maintained by the Company and furnished to us, in physical/ electronic form through e-mail, forms/ returns filed and compliance related action taken by the Company during the year as well as after 31<sup>st</sup> March 2021 but before the issue of this audit report;
- (ii) Our observations during our visits to the Corporate office of the Company;
- (iii) Compliance certificates confirming compliance with all laws applicable to the Company given by the key managerial personnel / senior managerial personnel of the Company and taken on record by the Audit Committee/ Board of Directors; and
- (iv) Representations made, documents shown and information provided by the Company, its officers, agents and authorised representatives during our conduct of the Secretarial Audit.

We hereby report that, in our opinion, during the audit period covering the financial year ended on 31<sup>st</sup> March 2021 the Company has:

- (i) Complied with the statutory provisions listed hereunder; and
- (ii) Board processes and compliance mechanism in place

The members are requested to read this report along with our letter of even date annexed to this report as Annexure – A.

**1. Compliance with specific statutory provisions**

We further report that:

- 1.1. We have examined the books, papers, minute books and other records maintained by the Company and the forms, returns, reports, disclosures and information filed or disseminated during the year, according to the applicable provisions/ clauses of:
  - (i) The Companies Act, 2013 and the rules made thereunder (the Act).
  - (ii) The Securities Contracts (Regulation) Act, 1956 and the rules made thereunder.
  - (iii) The Depositories Act, 1996 and the regulations and bye-laws framed thereunder.
  - (iv) The following Regulations prescribed under the Securities and Exchange Board of India Act, 1992 (“SEBI Regulations”):-
    - (a) The Securities and Exchange Board of India (Issue and Listing of Debt Securities) Regulations, 2008;
    - (b) The Securities and Exchange Board of India (Substantial Acquisition of Shares and Takeovers) Regulations, 2011;
    - (c) The Securities and Exchange Board of India (Share Based Employee Benefits) Regulations, 2014;
    - (d) The Securities and Exchange Board of India (Prohibition of Insider Trading) Regulations, 2015; and
    - (e) The Securities and Exchange Board of India (Listing Obligations and Disclosure Requirements) Regulations, 2015. (LODR).
  - (v) The following laws that are specifically applicable to the Company (Specific laws):
    - (a) The Mines Act, 1952 and the rules made thereunder;
    - (b) Mines and Minerals (Development and Regulation) Act, 1957 and the rules made thereunder; and
    - (c) Electricity Act, 2003
  - (vi) The listing agreements entered into by the Company with the National Stock Exchange of India Limited (NSE) and BSE Limited (BSE) (Agreements).
  - (vii) Secretarial Standards issued by The Institute of Company Secretaries of India (Secretarial Standards).



- 1.2. During the period under review, and also considering the compliance related action taken by the Company after 31<sup>st</sup> March 2021 but before the issue of this report, the Company has, to the best of our knowledge and belief and based on the records, information, explanations and representations furnished to us:
- (i) Complied with the applicable provisions/clauses of the Acts, Rules, SEBI Regulations and Specific laws and Agreements mentioned under sub-paragraphs (i), (ii), (iii), (iv)(a) to (iv)(e), (v) and (vi) of paragraph 1.1 above ;
  - (ii) Complied with the applicable provisions of the Secretarial Standards on Meetings of the Board of Directors (SS-1) and Secretarial Standards on General Meetings (SS-2) mentioned under paragraph 1.1.(vii) above to the extent applicable to Board meetings and General meetings.
- 1.3. We are informed that, during/ in respect of the year, due to non-occurrence of certain events, the Company was not required to comply with the following laws/ rules/ regulations and consequently was not required to maintain any books, papers, minute books or other records or file any forms/ returns under:
- (i) Foreign Exchange Management Act, 1999 and the rules and regulations made thereunder to the extent of Foreign Direct Investment, Overseas Direct Investment and External Commercial Borrowings (FEMA);
  - (ii) The Securities and Exchange Board of India (Registrars to an Issue and Share Transfer Agents) Regulations, 1993, regarding the Act and dealing with the client;
  - (iii) The Securities and Exchange Board of India (Buyback of Securities) Regulations, 1998;
  - (iv) The Securities and Exchange Board of India (Issue of Capital and Disclosure Requirements) Regulations, 2018; and
  - (v) The Securities and Exchange Board of India (Delisting of Equity Shares) Regulations, 2009.

## 2. Board processes:

We further report that:

- 2.1 The constitution of the Board of Directors of the Company (the Board) during the year was in compliance with the applicable provisions of the Act and LODR.
- 2.2 As on 31<sup>st</sup> March 2021, the Board has:
- (i) 1 (One) Executive Director; and
  - (ii) 6 (Six) Non-Executive Independent Directors including a Woman Independent director.

2.3 The processes relating to the following changes in the composition of the Board during the year were carried out in compliance with the provisions of the Act and LODR:

- (i) Re-appointment of the retiring director at the 62<sup>nd</sup> Annual General Meeting (AGM) held on 7<sup>th</sup> September 2020; and
- (ii) Approval of the appointment of Sri. M.S. Krishnan (DIN 08539017) (who was appointed as an Additional Director in the category of Independent Director on 3<sup>rd</sup> September 2019) as an Independent Director at the 62<sup>nd</sup> AGM held on 7<sup>th</sup> September 2020, for his first term of 5 (five) consecutive years from 3<sup>rd</sup> September 2019 to 2<sup>nd</sup> September 2024, not subject to retirement by rotation.

2.4 Adequate notice was given to all the directors to enable them to plan their schedule for the Board meetings. Notices of the Board meetings held during the year were sent to all the directors at least seven days in advance.

2.5 Agenda and detailed notes on agenda were sent to the directors at least seven days before the Board meetings. Agenda and detailed notes on agenda for the following items were either circulated separately less than seven days before or at the Board meetings and consent of the Board for so circulating them was duly obtained as required under SS-1:

- (i) Supplementary agenda notes and annexures in respect of unpublished price sensitive information such as audited financial statement/ results, unaudited financial results and connected papers; and
- (ii) Additional subjects/ information/ presentations and supplementary notes.

2.6 The Company has a system which facilitates directors to seek and obtain further information and clarifications on the agenda items before the meetings and for their meaningful participation at the meetings.

2.7 We are informed that, at the Board meetings held during the year:

- (i) Majority decisions were carried through; and
- (ii) No dissenting views were expressed by any Board member on any of the subject matters discussed, that were required to be captured and recorded as part of the minutes.

## 3 Compliance mechanism

We further report that:

- 3.1 There are adequate systems and processes in the Company, commensurate with the Company's size and operations, to monitor and ensure compliance with applicable laws, rules, regulations and guidelines.

**4 Specific events/ actions**

4.1 During the year, the following specific events/ actions having a major bearing on the Company's affairs took place, in pursuance of the above referred laws, rules, regulations and standards:

- (i) Grant of Stock options (1,00,000 numbers under ESOS -2018 Plan A and 1,00,000 numbers under ESOS – 2018 Plan B), based on the approval of Members at the 60<sup>th</sup> AGM held on 3<sup>rd</sup> August 2018. The said options will vest at the end of one year from the date of their grant.
- (ii) Allotment of 1,56,167 equity shares under ESOS -2018 Plan A and 1,56,998 equity shares under ESOS – 2018 Plan B respectively for cash, at the applicable exercise price to eligible employees of the Company resulting in an addition of 3,13,165 equity shares of ₹ 1/- each to the paid

up capital of the Company, which consequently stands increased to ₹ 23,58,89,945/-.

- (iii) Issue and allotment of 3,950 numbers of Secured Redeemable Non-Convertible Debentures (NCDs) of ₹ 10 Lakhs each amounting to ₹ 395 Crores on private placement basis. The NCDs were listed with BSE Limited.

For **S Krishnamurthy & Co.,**  
Company Secretaries,  
(Peer Review Certificate No: 739/2020)

**K Sriram,**  
Partner.

Membership No: F6312

Certificate of Practice No:2215

UDIN:F006312C000361909

Place: Chennai

Date: 24<sup>th</sup> May 2021

**Annexure – A to Secretarial Audit Report of even date**

To  
The Members of,  
**THE RAMCO CEMENTS LIMITED,**  
[CIN:L26941TN1957PLC003566]  
Ramamandiram, Rajapalayam,  
Virudhunagar District –626 117

Our Secretarial Audit Report (Form MR-3) of even date for the financial year ended 31<sup>st</sup> March 2021 is to be read along with this letter.

1. The Company's management is responsible for maintenance of secretarial records and compliance with the provisions of corporate and other applicable laws, rules, regulations and standards. Our responsibility is to express an opinion on the secretarial records produced and information/ explanation/ representations provided during the course of our audit.
2. We have followed such audit practices and processes as we considered appropriate to obtain reasonable assurance about the correctness of the contents of the secretarial records.
3. While forming an opinion on compliance and issuing this report, we have also considered compliance related action taken by the Company after 31<sup>st</sup> March 2021 but before the issue of this report.
4. We have considered compliance related actions taken by the Company based on independent legal/ professional opinion / certification obtained as being in compliance with law.

5. We have verified the secretarial records furnished to us on a test basis to see whether the correct facts are reflected therein. We also examined the compliance procedures followed by the Company on a test basis. We believe that the processes and practices we followed provide a reasonable basis for our opinion.

6. We have not verified the correctness and appropriateness of financial records and books of accounts of the Company as the same are being verified by and reported on by the Statutory Auditors.

7. We have obtained the Management's representation about compliance of laws, rules and regulations and happening of events, wherever required.

8. Our Secretarial Audit report is neither an assurance as to the future viability of the Company nor of the efficacy or effectiveness with which the management has conducted the affairs of the Company.

For **S Krishnamurthy & Co.,**  
Company Secretaries,  
(Peer Review Certificate No: 739/2020)

**K Sriram,**  
Partner.

Membership No: F6312

Certificate of Practice No:2215

UDIN:F006312C000361909

Place: Chennai

Date: 24<sup>th</sup> May 2021

# Report on Corporate Governance

Pursuant to Schedule V C of LODR

## 1. Company's Philosophy on Code of Governance

Since inception, The Ramco Cements Limited is assiduously following its self-determined goals on Corporate Governance. The object of the Company is to protect and enhance the value of all the stakeholders of the Company viz., shareholders, creditors, customers and employees. It strives to achieve these objectives through high standards in dealings and following business ethics in all its activities.

The Company believes in continuous upgradation of technology to improve the quality of its production and productivity to achieve newer and better products for total customer satisfaction. The Company leverages the developments in the technology for better compliances and communication. The Company lays great emphasis on team building and motivation. A contented and well developed employee will give to the Company better work and therefore better profits. The Company has strong faith in innate and infinite potential of human resources. It believes in the creative abilities of the people who work for the Company and believes in investing in their development and growth as foundation for strong and qualitative growth of the Organisation.

If there is no customer, there is no business. Customers' continued satisfaction and sensitivity to their needs are the Company's source of strength and security.

The Company also believes that as the Organisation grows, the society and the community around it should also grow.

## 2. Board of Directors

The Board of Directors is headed by the Chairman and Managing Director, Shri.P.R.Venketrama Raja. The Board consists of eminent persons with considerable professional expertise in various fields such as Administration, Banking, Finance, Engineering, Law, Information Technology, etc.

The Board had 7 Directors as on 31-03-2021. Except Shri.P.R.Venketrama Raja all other Directors were Non-Executive Directors. As required by the Code of Corporate Governance, not less than 50% of the Board of Directors consists of Independent Directors. There are no pecuniary relationship or transactions of the Non-Executive Directors vis-à-vis the Company.

In accordance with Clause C(h)(i) and (ii) of Schedule V read with Regulation 34(3) of LODR, the Board of Directors have identified the following Core Skills/ Expertise/Competencies, required for Board Members in the context of Company's business and sectors, to function effectively.

- \* Cement Processing Technology
- \* Expert knowledge in Mines and Metallurgy Industries
- \* Information Technology
- \* Strategy Management
- \* Business Management
- \* Banking and Financial Management
- \* Project Management
- \* Risk Management including Foreign Exchange Management
- \* Industrial Relationship Management, including Environment, Health and Safety
- \* Legal Knowledge
- \* Tax Planning and Management
- \* General Administration
- \* Knowledge on Economic Affairs
- \* Knowledge on Environmental Laws

The skills/expertise/competencies available with the Directors have been furnished under the individual Director's profile.

## Directors' Profile

### Shri.P.R.Venketrama Raja

Shri.P.R.Venketrama Raja has a Bachelor's Degree in Chemical Engineering from University of Madras and Masters in Business Administration from University of Michigan, USA. He has been on the Board of The Ramco Cements Limited since 1985. He has more than 3 decades of Industrial Experience with specific knowledge in Textiles, Cement and Information Technology sectors.

As a Member of the Board, he is responsible for guiding the Company in establishment of new units, selection of process and equipments and adoption of latest technologies since 1985, when the Company went for its first green field expansion in Jayanthipuram.

Skill / Expertise / Competency	Cement Processing Technology, Expert knowledge in Information Technology, Strategy Management, Business Management and Industrial Relationship Management
--------------------------------	---

Names of the listed entities in which Shri.P.R.Venketrama Raja is a Director and his category of Directorship:

Name of the Company	Category of Directorship
Ramco Industries Limited	Non-Executive & Non-Independent
Ramco Systems Limited	Non-Executive & Non-Independent
Rajapalayam Mills Limited	Non-Executive & Non-Independent
The Ramaraju Surgical Cotton Mills Limited	Non-Executive & Non-Independent

#### Shri.R.S.Agarwal

Shri.R.S.Agarwal, B.Sc., B.E. (Chemical Engineering) started his career in 1965 and after serving in various capacities with a leading paper mill of Northern India for 9 years and with Industrial Development Bank of India (IDBI) for 28 years, retired as Executive Director of IDBI.

While in service with IDBI, he had dealt with many subjects and projects including –

- \* Member of “Satyam Committee” set up by Government of India in 1999-2000 for formulation of policy for textile industry and involvement in preparation of policy notes, detailed guidelines and implementation of “Technology Upgradation Fund (TUF)” introduced by the Ministry of Textiles, Government of India in April 1999.
- \* Preparation of policy paper and guidelines on development of “Special Economic Zone” in the country for the Ministry of Commerce, Government of India in January 2002.
- \* Head of the Infrastructure Finance Department and Project Appraisal Department of IDBI from February 1999 to March 2002, during which period about 30 large size power projects in the range of 250 MW to 500 MW were evaluated and sanctioned assistance by IDBI.

He has been on the Board of The Ramco Cements Limited since 2006.

Skill / Expertise / Competency	Banking and Financial Management and Project Management
--------------------------------	---

Names of the listed entities in which Shri.R.S.Agarwal is a Director and his category of Directorship:

Name of the Company	Category of Directorship
Ramco Industries Limited	Non-Executive & Independent
Ramco Systems Limited	Non-Executive & Independent
Suryalakshmi Cotton Mills Limited	Non-Executive & Independent

#### Shri.M.B.N.Rao

Shri.M.B.N.Rao, a graduate in Agriculture holds Diploma in Computer Studies from University of Cambridge and National Computing Centre, London and Certificate in Industrial Finance.

He started his Banking career in the year 1970 when he joined Indian Bank as a Probationary Officer. He has handled various assignments in the Banking Industry in India and Overseas and rose to become the Chairman and Managing Director of Indian Bank and later Chairman & Managing Director of Canara Bank, from where he retired.

He has visited USA, UK, Germany, France, Switzerland, Spain, Malaysia, Philippines, Thailand, Hong Kong and China in connection with multifarious responsibilities assigned to him.

He has been on the Board of The Ramco Cements Limited since 2009.

Skill / Expertise / Competency	Banking and Risk Management including Foreign Exchange Management and Project Management
--------------------------------	--

Names of the listed entities in which Shri.M.B.N.Rao is a Director and his category of Directorship:

Name of the Company	Category of Directorship
K G Denim Limited	Non-Executive & Independent
Taj GVK Hotels and Resorts Limited	Non-Executive & Independent
Apollo Hospitals Enterprises Limited	Non-Executive & Independent

#### Shri.M.M.Venkatachalam

Shri.M.M.Venkatachalam, a graduate in Agriculture from the University of Agricultural Sciences in Bangalore, holds Masters in Business Administration from the George Washington University, USA.

He had held the position of Vice Chairman of The Planters' Association of Tamil Nadu and was the past president of The Employers' Federation of Southern India.

He has been on the Board of The Ramco Cements Limited since 2013.

Skill / Expertise / Competency	Strategy Management, Business Management, Project Management and Industrial Relationship Management
--------------------------------	---

Names of the listed entities in which Shri.M.M.Venkatachalam is a Director and his category of Directorship:

Name of the Company	Category of Directorship
Coromandel International Limited	Non-Executive & Non-Independent
E.I.D Parry (India) Limited	Non-Executive & Non-Independent
Ramco Systems Limited	Non-Executive & Independent
Coromandel Engineering Company Limited	Non-Executive & Non-Independent

#### Smt. Justice Chitra Venkataraman (Retd.)

Smt. Justice Chitra Venkataraman (Retd.), a graduate in



Economics from Ethiraj College, Chennai, and B.L. from Law College, Chennai, started her practice at Madras High Court. She specialised in Direct and Indirect tax laws. She was appointed as Government Pleader during the period 1991 to 1995 and thereafter as the standing counsel for Income Tax for about 10 years. She was elevated as Judge of Madras High Court in the year 2005 and retired in April 2014.

She has been on the Board of The Ramco Cements Limited since 2015.

Skill / Expertise / Competency	Legal Knowledge, Tax Planning and Management
--------------------------------	--

Names of the listed entities in which Smt. Justice Chitra Venkataraman (Retd.) is a Director and her category of Directorship:

Name of the Company	Category of Directorship
Ramco Industries Limited	Non-Executive & Independent
Lakshmi Machine Works Limited	Non-Executive & Independent

#### Shri.M.F.Farooqui, IAS (Retd.)

Shri.M.F.Farooqui had spent 36 years as a career Civil Servant in the Indian Administrative Service. He had worked in the Government of India in various positions, including as Secretary–Department of Telecom and Heavy Industries, Special Secretary & Additional Secretary–Ministry of Environment and Joint Secretary–Department of Economic Affairs.

In the Government of Tamil Nadu, he had worked as Principal Secretary– Industries Department, Member Secretary–Chennai Metropolitan Development Authority and Deputy Secretary–Finance Department (Budget).

He had also served as Chairman of Repco Bank, Titan Company Limited and Tamilnadu Newsprint & Papers Limited.

He holds Master's Degree in Physics and Business Administration.

He has been on the Board of The Ramco Cements Limited since 2017.

Skill / Expertise / Competency	General and Business Administration, Knowledge on Economic Affairs and Knowledge on Environmental Laws
--------------------------------	--

Names of the listed entities in which Shri.M.F.Farooqui is a Director and his category of Directorship:

Name of the Company	Category of Directorship
TVS Electronics Limited	Non-Executive & Independent

#### Shri.M.S.Krishnan

Shri.M.S.Krishnan occupies the position of Associate Dean, Executive Programs, Accenture Professor of Computer Information Systems and Professor of Technology and Operations at the Ross School of Business, University of Michigan.

He holds Bachelor's Degree in Mathematics, Masters in Computer Application, MS and Ph.D. in Industrial Administration.

His research interest includes Business Model Innovation, Technology Enabled Personalization, Ecosystem Innovation, Corporate IT Strategy, Business Value of IT investments, Metrics and Measures for Business Process and Software Quality, Productivity and Customer satisfaction. In January 2000, American Society for Quality (ASQ) selected him as one of the 21 voices of quality for the twenty first century. In 2004, he was selected as one of the top thinkers on Business Technology by InformationWeek-Optimize magazine based on their reader surveys.

He has been on the Board of The Ramco Cements Limited since September 2019.

Skill / Expertise / Competency	Information Technology, Strategy Management and Business Management
--------------------------------	---

He is not holding Directorship in any other Company.

The Board of Directors have confirmed at the Meeting held on 24-05-2021 that all the above Independent Directors fulfil the conditions specified in LODR and are independent of the management.

During the year under review, no Independent Director has resigned.

All the Independent Directors have registered themselves with the Independent Directors Data Bank, as required under Rule 6 of Companies (Appointment & Qualification of Directors) Rules, 2014. All the Independent Directors, except Shri.M.S.Krishnan have been exempted from passing the online proficiency self-assessment test, conducted by The Indian Institute of Corporate Affairs. For Shri.M.S.Krishnan, time is available upto 23-12-2022 for passing the self-assessment test.

Details of attendance of each Director at the Board Meetings held during the year are as follows:

Sl. No	Name of the Director, Director Identification Number (DIN) & Directorship	19-06-2020	14-08-2020	02-11-2020	03-02-2021	12-03-2021	Attendance at last AGM held on 07-09-2020
1	Shri.P.R.Venketrama Raja Chairman & Managing Director DIN: 00331406. Directorship: P & E	Yes	Yes	Yes	Yes	Yes	Yes
2	Shri.R.S.Agarwal DIN: 00012594. Directorship: NE & ID	Yes	Yes	Yes	Yes	Yes	Yes
3	Shri.M.B.N.Rao DIN: 00287260. Directorship: NE & ID	Yes	Yes	Yes	Yes	Yes	Yes
4	Shri.M.M.Venkatachalam DIN: 00152619. Directorship: NE & ID	Yes	Yes	Yes	Yes	Leave	Yes
5	Smt. Justice Chitra Venkataraman (Retd.) DIN: 07044099. Directorship: NE & ID	Yes	Yes	Yes	Yes	Yes	Yes
6	Shri.M.F.Farooqui, IAS (Retd.) DIN: 01910054. Directorship: NE & ID	Yes	Yes	Yes	Yes	Yes	Yes
7	Shri.M.S.Krishnan DIN: 08539017. Directorship: NE & ID	Yes	Yes	Yes	Yes	Yes	Yes

P – Promoter; E – Executive; NE – Non-Executive; ID – Independent Director.

### Other Directorships

The Number of other Boards or Board Committees in which the Director is a Member or Chairperson as on 31-03-2021 are given below:

No	Name of the Director	Other Directorships *	Committee Positions **	
			Chairperson	Member
1.	Shri.P.R.Venketrama Raja	8	4	1
2.	Shri.R.S.Agarwal	3	1	2
3.	Shri.M.B.N.Rao	7	3	3
4.	Shri.M.M.Venkatachalam	6	1	2
5.	Smt.Justice Chitra Venkataraman (Retd.)	2	--	4
6.	Shri.M.F.Farooqui, IAS (Retd.)	1	--	1
7.	Shri.M.S.Krishnan	--	--	--

\* Public Limited Companies, other than The Ramco Cements Limited.

\*\* Audit Committee and Stakeholders' Relationship Committee of Public Limited Companies, other than The Ramco Cements Limited.

Disclosure of relationships between directors inter-se:

None of the Directors are related to any other Director.

### Details of familiarisation programme for Independent Directors:

The details of the familiarisation programme for Independent Directors are available at the Company's website, at the following link at

<https://ramcocements.net/ramcocements/pdffiles/DIRECTORS%20FAMILIARISATION%20PROGRAMME%202020-2021.pdf>

The Board of Directors periodically review Compliance Reports pertaining to all Laws applicable to the Company. No non-compliance was reported during the year under review. The Board is also satisfied that plans are in place for orderly succession for appointment of Board of Directors and Senior Management.

A Code of Conduct has been laid out for all Members of the Board and Senior Management suitably incorporating the duties

of Independent Directors as laid down in the Companies Act, 2013. The Code is available at the Company's website, at the following link at

<http://ramcocements.net/ramcocements/pdffiles/policies/CODE%20OF%20CONDUCT%20FOR%20BOD%20AND%20SMP%202015.pdf>

The minimum information to be placed before the Board of Directors at their meeting, as specified in Part A of Schedule II of LODR have been adequately complied with.

### 3. Audit Committee

The terms of reference of the Audit Committee include:

- To review the reports of Internal Audit Department;
- To review the Auditors' Report on the financial statements;
- To review and approve the Related Party Transactions;
- To review the Annual Cost Audit Report of the Cost Auditor;
- To review the Secretarial Audit Report of the Secretarial Auditor;

- vi) To review the strength and weakness of the internal controls and to provide recommendations relating thereto;
- vii) To generally assist the Board to discharge their functions more effectively;
- viii) To review the financial statements and any investments made by the Company / Subsidiary Companies.

In addition, the Audit Committee would discharge the roles and responsibilities as prescribed by LODR and Companies Act, 2013.

#### Composition and Attendance of the Audit Committee:

The Composition of the Audit Committee and the details of the attendance of its Members are as follows:

No	Name of the Director	19-06-2020	14-08-2020	02-11-2020	03-02-2021
1.	Shri.R.S.Agarwal, Chairperson of the Committee	Yes	Yes	Yes	Yes
2.	Shri.P.R.Venketrama Raja	Yes	Yes	Yes	Yes
3.	Shri.M.M.Venkatachalam	Yes	Yes	Yes	Yes
4.	Shri.M.B.N.Rao	Yes	Yes	Yes	Yes

The Statutory Auditors, Chief Executive Officer, Chief Financial Officer and Head of Internal Audit Department are invitees to the Audit Committee Meetings. The Company Secretary is the Secretary to the Committee.

The representatives of the Cost Auditor and Secretarial Auditor are invited to attend the meeting of the Audit Committee when their reports are tabled for discussion.

3/4<sup>th</sup> of the members of the Audit Committee are Independent Directors as against the minimum requirement of 2/3<sup>rd</sup> as stipulated in Regulation 18(1)(b) of LODR.

#### 4. Nomination and Remuneration Committee

The Nomination and Remuneration Committee discharges the functions as envisaged for it by the Companies Act, 2013, LODR and functions as mandated by the Board of Directors from time to time. Based on the recommendation of Nomination and Remuneration Committee, the Board of Directors have approved a Nomination and Remuneration Policy for the Company. The Policy is to ensure that the level and composition of remuneration is reasonable, the relationship of remuneration to performance is clear and appropriate to the long-term goals of the company.

The complete details about the terms of reference for Nomination and Remuneration Committee and the Nomination and Remuneration Policy are available at Company's website at the following link –  
<http://ramcocements.net/ramcocements/pdf/files/policies/NOMINATION%20AND%20REMUNERATION%20POLICY.pdf>

#### Composition and Attendance of the Nomination and Remuneration Committee:

The Composition of the Nomination and Remuneration Committee and the details of the attendance of its Members are as follows:

No	Name of the Director	19-06-2020	09-09-2020	14-10-2020	24-11-2020	11-02-2021
1.	Shri.R.S.Agarwal, Chairperson of the Committee	Yes	Leave	Leave	Leave	Leave
2.	Shri.P.R.Venketrama Raja	Yes	Yes	Yes	Yes	Yes
3.	Shri.M.M.Venkatachalam	Yes	Yes	Yes	Yes	Yes
4	Smt. Justice Chitra Venkataraman (Retd.)	Yes	Yes	Yes	Yes	Yes

The Nomination and Remuneration Committee has laid down evaluation criteria for performance evaluation of Independent Directors, which will be based upon attendance, expertise and contribution brought in by the Independent Directors at the Board and Committee Meetings, which shall be taken into account at the time of reappointment of respective Independent Director.

#### 5. Remuneration of Directors

The Directors are paid Sitting Fee of ₹ 75,000/- per meeting for attending the meetings of Board and Committees thereof.

There are no pecuniary relationships or transactions of Non-Executive Directors vis-a-vis the Company, other than fees for attending Meetings of the Board and its Committees.

The appointment and remuneration to Managing Director is governed by the special resolution passed by the shareholders at the Annual General Meeting held on 04-08-2017 and the remuneration is equivalent to 5% of the Net Profits of the Company and where in any financial year during the currency of his tenure, not being more than three such financial years over the entire tenure of five years, the Company has no profit or inadequate profit, the Managing Director shall be paid remuneration as approved by the Board and the Nomination and Remuneration Committee which shall not exceed the double of the applicable limit as provided under (A) of Section II, Part II of Schedule V of the Companies Act, 2013.

The details of remuneration paid for the financial year 2020-21 are as follows:

**A. Remuneration to Managing Director, Whole-time Directors and/or Manager:**

(In ₹)

SI No	Particulars of Remuneration	Name of MD	Name of WTD	Name of Manager	Total Amount
		Sri.P.R.Venketrama Raja	--	--	
1	Gross Salary				
	(a) Salary as per provisions contained in section 17(1) of the Income-tax Act, 1961	1,20,00,000	--	--	1,20,00,000
	(b) Value of perquisites u/s 17(2) Income-tax Act, 1961	39,600	--	--	39,600
2	Commission – as % of profit	58,31,17,187	--	--	58,31,17,187
3	Contribution towards Provident Fund	14,40,000	--	--	14,40,000
4	Contribution towards Superannuation Fund	--	--	--	--
5	Medical Reimbursement	--	--	--	--
6	Sitting fees	10,50,000	--	--	10,50,000
	Total (A)	59,76,46,787	--	--	59,76,46,787
	Overall ceiling as per the Act	5% of the Net profits of the company calculated as per Section 198 of the Companies Act, 2013 plus sitting fees for Board/Committee Meetings attended during the year.			

**B. Remuneration to other Directors:**

(In ₹)

SI No	Particulars of Remuneration	Name of the Directors						Total Amount
		Sri.R.S. Agarwal	Sri.M.B.N. Rao	Sri.M.M. Venkatachalam	Smt. Justice Chitra Venkataraman (Retd.)	Sri.M.F. Farooqui, IAS (Retd.)	Shri.M.S. Krishnan	
1	Independent Directors							
	Fee for attending board/committee meetings	8,25,000	8,25,000	9,75,000	8,25,000	4,50,000	4,50,000	43,50,000
	Commission	--	--	--	--	--	--	--
	Others	--	--	--	--	--	--	--
	Total (1)	8,25,000	8,25,000	9,75,000	8,25,000	4,50,000	4,50,000	43,50,000
2	Other Non-Executive Directors							
	Fee for attending board/committee meetings	--	--	--	--	--	--	--
	Commission	--	--	--	--	--	--	--
	Others	--	--	--	--	--	--	--
	Total (2)	--	--	--	--	--	--	--
	Total (B) = (1+2)	8,25,000	8,25,000	9,75,000	8,25,000	4,50,000	4,50,000	43,50,000
	Overall Ceiling as per the Act	1% of the Net Profits of the Company, calculated as per Section 198 of the Companies Act, 2013.						
	Total Managerial Remuneration (A+B)							60,19,96,787

Shri.P.R.Venketrama Raja holds 19,46,460 shares in our Company. The other Directors do not hold any shares in the Company.

**6. Stakeholders Relationship Committee**

Composition and Attendance of the Stakeholders Relationship Committee:

The Composition of the Stakeholders Relationship Committee and the details of the attendance of its Members are as follows:

No.	Name of the Director	02-02-2021
1.	Shri.M.M.Venkatachalam, Chairperson of the Committee	Yes
2.	Shri.P.R.Venketrama Raja	Yes
3.	Smt. Justice Chitra Venkataraman (Retd.)	Yes

Name of Non-executive Director heading the Committee	:	Shri.M.M.Venkatachalam
Name and Designation of Compliance Officer	:	Shri.K.Selvanayagam, Secretary
No. of complaints received during the year	:	14
Number not solved to the satisfaction of shareholders	:	Nil
Number of pending complaints	:	Nil



## 7. General Body Meetings

### a. Location and time, where last three AGMs held:

Year ended	Date	Time	Venue
31-03-2018	03-08-2018	10.15 AM	P.A.C.R.Centenary Community Hall, Sudarsan Gardens, P.A.C.Ramasamy Raja Salai, Rajapalayam – 626 108, Tamil Nadu.
31-03-2019	08-08-2019	10.15 AM	-do-
31-03-2020	07-09-2020	10.00 AM	Held through VC

### b. Details of Special Resolutions passed in the previous three Annual General Meetings

Date of the AGM	Subject Matter of the Special Resolution
07-09-2020	No Special Resolutions were passed at the AGM
08-08-2019	To approve giving of loan including any loan represented by a book-debt or giving guarantee or providing security to Subsidiary / Associate Companies upto an aggregate limit of ₹ 250 crores. To approve issue of Debentures upto a limit of ₹ 500 crores Reappointment of Smt. Justice Chitra Venkataraman (Retd.) as Independent Director for a period of 5 years from 20-03-2020 to 19-03-2025
03-08-2018	To approve issue of Debentures upto a limit of ₹ 1,000 crores Appointment of Shri.R.S.Agarwal as Independent Director of the Company for a period of 5 years from 01-04-2019 to 31-03-2024 Appointment of Shri.M.B.N.Rao as Independent Director of the Company for a period of 5 years from 01-04-2019 to 31-03-2024 Appointment of Shri.M.M.Venkatachalam as Independent Director of the Company for a period of 5 years from 01-04-2019 to 31-03-2024 To approve Employee Stock Option Schemes : ESOS 2018 – PLAN A and ESOS 2018 – PLAN B

- c. No Special Resolution on matters requiring postal ballot was passed during the year under review.
- d. No Special Resolution is proposed to be passed through Postal Ballot.

## 8. Means of Communication

The Unaudited Quarterly and Half-yearly financial results and Audited Annual Results are published in English in Business Line (All editions), The New Indian Express (Combined Chennai edition), Trinity Mirror (All editions) and Business Standard (All Editions) and in Tamil in Dinamani (Combined Chennai edition) and Makkal Kural (All editions). The results were also displayed on the Company's website [www.ramcocements.in](http://www.ramcocements.in)

All the financial results and details of institutional investors / analysts meets are provided to the Stock Exchanges and the same is also disseminated in the Company's website.

Official News releases are given directly to the Press and the Company's website also displays the official news releases.

## 9. General Shareholder Information

a.	Annual General Meeting	:	On 19-08-2021 at 10.00 AM through Video Conference / Other Audio Visual Means
b.	Financial Year	:	1 <sup>st</sup> April 2020 to 31 <sup>st</sup> March 2021
c.	Dividend Payment date	:	24-03-2021 (Interim Dividend – Already paid)
d.	Name and Address of Stock Exchanges where the Company's Securities are Listed	:	National Stock Exchange of India Limited, Exchange Plaza, Bandra-Kurla Complex, Bandra (E), Mumbai – 400 051. BSE Limited, "P.J.Towers," Dalal Street, Mumbai – 400 001. The Annual Listing Fee for the year 2021-22 has been paid to the Stock Exchanges.
e.	Stock Code	:	BSE Limited 500260 National Stock Exchange of India Limited RAMCOCEM
f.	Market Price Data	:	
g.	Performance in comparison to broad based indices	:	Enclosed as Annexure – A.
h.	Whether the securities are suspended from trading	:	No
i.	Registrar and Transfer Agents	:	Being carried out in-house by the Secretarial Department of the Company.
j.	Share Transfer System	:	For shares held in electronic mode, transfers are effected under the depository system of NSDL and CDSL. For shares held in physical mode, the transfers have been effected in-house till 31-03-2019. Vide Press Release No: 51/2018 dated 03-12-2018 of SEBI, only transmission or transposition of securities are eligible for processing in physical form with effect from 01-04-2019.
k.	Distribution of Shareholding	:	Enclosed as Annexure – B.

i.	Dematerialisation of Shares & liquidity	: As on 31 <sup>st</sup> March 2021, 95.68% of the shares have been dematerialized. The details of liquidity of the Company's shares, are available in Annexure – A.
m.	Outstanding GDRs/ ADRs/ Warrants or any Convertible instruments, conversion date and likely impact on equity	Nil
n.	Commodity Price Risk or Foreign Exchange Risk and Hedging Activities	: With respect to Buyers' Credit in foreign currencies, forward contracts are booked taking into account, the cost of hedging and the foreign currency receivables. The currency rate movements are monitored closely for taking covers with respect to unhedged portions, if any.

## o. Plant Locations

## Integrated Cement Plants

- i. Ramasamy Raja Nagar–626 204, Virudhunagar District, Tamil Nadu.
- ii. Alathiyur, Cement Nagar–621 730, Ariyalur District, Tamil Nadu.
- iii. Govindapuram Village–621 713, Ariyalur District, Tamil Nadu.
- iv. Jayanthipuram, Kumarasamy Raja Nagar–521 457, Krishna District, Andhra Pradesh.

## Grinding Units

- i. Kattuputhur Village, Uthiramerur, Kancheepuram District –603 107, Tamil Nadu.
- ii. Singhipuram Village, Valapady, Salem District–636 115, Tamil Nadu.
- iii. Kolaghat–721 134, Purba Medinipur District, West Bengal.
- iv. Gobburupalam, Amir Sahib Peta Post–531 055, Kasimkota Mandal, Vizag, Andhra Pradesh.
- v. Kharagpur–721 304, Paschim Medinipur, West Bengal.
- vi. Haridaspur–755 024, Jajpur, Odisha.

## Packing Plant

Kumarapuram, Aralvaimozhi–629 301, Kanyakumari District, Tamil Nadu.

## Readymix Concrete Plant

Medavakkam-Mambakkam Road, Vengaivasal, Chennai–600 100, Tamil Nadu.

## Dry Mortar Plant

F-14, SIPCOT Industrial Park, Sriperumbudur–602 106, Tamil Nadu.

## Ramco Research &amp; Development Centre

11-A, Okkiyam, Thuraiyakkam, Chennai–600 096, Tamil Nadu.

## Wind Farm Division

i. Thandayarkulam, Veeranam, Muthunaickenpatti, Pushpathur and Udumalpet in Tamil Nadu.

ii. Vani Vilas Sagar and GIM II Hills in Karnataka.

## p. Address for Correspondence

K.Selvanayagam, Secretary (Compliance Officer)  
The Ramco Cements Limited  
Auras Corporate Centre, V Floor  
98-A, Dr.Radhakrishnan Road  
Mylapore, Chennai – 600 004, Tamil Nadu  
Phone: 044-28478666 Fax: 044-28478676  
E Mail : ksn@ramcocements.co.in

## q. Credit Rating

ICRA and CRISIL, the Company's credit rating agencies, have rated our borrowing programmes as follows:

## Ratings by ICRA

Security	Limit / Outstanding as on 31-03-2021	Amount – ₹ in crores	Rating
Commercial Papers	Limit	900.00	[ICRA] A1+
Fund Based Facilities			
* Cash Credit	Limit	735.00	[ICRA] AA+ (Stable)
* Short Term Loan / Buyers' Credit and Other Facilities	Limit	250.00	[ICRA] A1+
Non-Fund Based Facilities	Limit	485.00	[ICRA] A1+
Long Term Loans from Bank	Limit	2100.00	[ICRA] AA+ (Stable)
Non-Convertible Debentures	Limit	900.00	[ICRA] AA+ (Stable)

## Ratings by CRISIL

Security	Limit as on 31-03-2021	Amount – ₹ in crores	Rating
Commercial Papers	Limit	900.00	CRISIL A1+

There had been no revision in the ratings during the year.

## 10. Other Disclosures

- a. There are no materially significant related party transactions made by the Company that may have potential conflict with the interests of the Company at large.
- b. There are no instances of non-compliance by the Company, and no penalties or strictures were imposed on the company by Stock Exchange or SEBI or any Statutory Authority, on any matter related to capital markets, during the last three years.
- c. The Company has a Whistle Blower Policy, available at the Company's website and it is affirmed that no personnel has been denied access to the Audit Committee. The policy is available at the following weblink :  
<http://ramcocements.net/ramcocements/pdffiles/policies/WHISTLE%20BLOWER%20POLICY.pdf>
- d. The Company has complied with the mandatory requirements. The status of adoption of the non-mandatory requirements is given below:
  - i. The Company's financial statements are with unmodified audit opinion for the year 2020-21.
- e. The Material Subsidiary Policy is disclosed in the Company's website and its weblink is –  
<http://ramcocements.net/ramcocements/pdffiles/policies/MATERIAL%20SUBSIDIARY%20POLICY%202015.pdf>
- f. The Related Party Transaction Policy is disclosed in the Company's website and its weblink is –  
<http://ramcocements.net/ramcocements/pdffiles/policies/RELATED%20PARTY%20TRANSACTION%20POLICY%202015.pdf>
- g. Commodity Price Risks and Commodity Hedging Activities: The Company has not undertaken any transaction in this regard.
- h. The Company has not raised any funds through Preferential Allotment or Qualified Institutions Placement.
- i. M/s.S.Krishnamurthy & Co., Company Secretaries, have certified that none of the Directors of the Company have been debarred or disqualified from being appointed or continuing as Directors of Companies by the Board/ Ministry of Corporate Affairs or any such statutory authority.
- j. There has not been an occasion, where the Board had not accepted any recommendation of any Committee of the Board.
- k. Total Fee paid to Statutory Auditors including subsidiaries  
The total fees for all the services paid by the Company on a consolidated basis to the Statutory Auditor is ₹ 0.36 crores.  
No other entity in the network firm or network entity of which the Statutory Auditor is a part has been hired for any services by our subsidiaries. The Subsidiary Companies have separate Statutory Auditors not connected with the Company's Statutory Auditor.

- l. Disclosure in relation to Sexual Harassment of Women at Workplace (Prevention, Prohibition and Redressal) Act, 2013.

Pursuant to Rule 8(5)(x) of Companies (Accounts) Rules, 2014, the Company has complied with the provisions relating to the constitution of Internal Complaints Committee under Sexual Harassment of Women at Workplace (Prevention, Prohibition and Redressal) Act, 2013.

a.	Number of complaints filed during the financial year	Nil
b.	Number of complaints disposed of during the financial year	Nil
c.	Number of complaints pending as on end of the financial year	Nil

11. The Company has complied with the requirements of Corporate Governance Report of sub-paras (2) to (10) of Schedule V of LODR.
12. The extent to which the discretionary requirements specified in Part E of Schedule II have been adopted, is given against Clause 10(d) above.
13. The Company has complied with the corporate governance requirements specified in regulation 17 to 27 of LODR.

As required under Regulation 46(2)(b) to (i) of LODR, the following information have been duly disseminated in the Company's website.

- \* Terms and conditions of appointment of Independent Directors
- \* Composition of various committees of Board of Directors
- \* Code of Conduct of Board of Directors and Senior Management Personnel
- \* Details of establishment of Vigil Mechanism/Whistle Blower Policy
- \* Criteria of making payments to Non-Executive Directors
- \* Policy on dealing with Related Party Transactions
- \* Policy for determining 'Material Subsidiaries'
- \* Details of familiarization Programmes imparted to Independent Directors

14. The Company has no material subsidiary.
15. The Minutes of the Meeting of the Board of Directors of the unlisted subsidiaries are being placed before the Board of Directors of the Company.
16. The Management of the unlisted subsidiaries periodically bring to the notice of the Board, a statement on significant transactions and arrangements entered into by them.
17. Senior Management Personnel discloses to the Board of Directors all material, financial and commercial transactions where they have personal interest that may have a potential conflict with the Company's interest, if any.

18. The Company submits quarterly compliance report on Corporate Governance to the Stock Exchanges, in the prescribed format within 15 days from the close of the quarter or within such time limit as extended by Securities and Exchange Board of India.
19. The various disclosures made in the Board's Report, may be considered as disclosures made under this report.
20. The Company has also the following Committee of Board of Directors.

### Corporate Social Responsibility Committee

The Composition of the Corporate Social Responsibility Committee and the details of the attendance of its Members are as follows:

No	Name of the Director	19-06-2020	12-03-2021
1	Shri.M.M.Venkatachalam Chairperson of the Committee	Yes	Leave
2	Shri.P.R.Venketrama Raja	Yes	Yes
3	Smt.Justice Chitra Venkataraman (Retd.)	Yes	Yes

### Risk Management Committee

The terms of reference of the Risk Management Committee include:

1. To formulate a detailed risk management policy which shall include:
  - a. A framework for identification of internal and external risks specifically faced by the Company, in particular including financial, operational, sectoral, sustainability (particularly, ESG related risks), information, cyber security risks or any other risk as may be determined by the Committee.
  - b. Measures for risk mitigation including systems and processes for internal control of identified risks.
  - c. Business continuity plan.
2. To ensure that appropriate methodology, processes and systems are in place to monitor and evaluate risks associated with the business of the Company;
3. To monitor and oversee implementation of the risk management policy, including evaluating the adequacy of risk management systems;
4. To periodically review the risk management policy, at least once in two years, including by considering the changing industry dynamics and evolving complexity;
5. To keep the board of directors informed about the nature and content of its discussions, recommendations and actions to be taken;
6. The appointment, removal and terms of remuneration of the Chief Risk Officer (if any) shall be subject to review by the Risk Management Committee.

The Risk Management Committee shall coordinate its activities with other committees, in instances where there is any overlap with activities of such committees, as per the framework laid down by the board of directors.

The Composition of the Risk Management Committee and the details of the attendance of its Members are as follows:

No	Name of the Member	02-11-2020
Members of the Board		
1	Shri.M.B.N.Rao, Chairperson of the Committee	Yes
2	Shri.P.R.Venketrama Raja	Yes
3	Shri.M.M.Venkatachalam	Yes
4	Smt. Justice Chitra Venkataraman (Retd.)	Yes
Non-Members of the Board		
5	Shri.A.V.Dharmakrishnan	Yes
6	Shri.M.Srinivasan	Yes
7	Shri.S.Vaithiyanathan	Yes

The Company has a Risk Management Policy and Foreign Exchange Risk Management Policy and the same are disclosed in the Company's website and their weblink are –  
<http://ramcocements.net/ramcocements/pdffiles/policies/RISK%20%20MANAGEMENT%20POLICY.pdf>

<http://ramcocements.net/ramcocements/pdffiles/policies/FX%20RISK%20MGT%20POLICY%202014.pdf>

### 21. Disclosures with Respect to Unclaimed Suspense Account

[Pursuant to Schedule V(F) of LODR]

No	Details	No. of Shareholders	No. of Shares of ₹ 1/- each
(a)	aggregate number of shareholders and the outstanding shares in the suspense account lying at the beginning of the year;	6	16800
(b)	number of shareholders who approached listed entity for transfer of shares from suspense account during the year;	0	0
(c)	number of shareholders to whom shares were transferred from suspense account during the year;	0	0
(d)	aggregate number of shareholders and the outstanding shares in the suspense account lying at the end of the year;	6	16800
(e)	that the voting rights on these shares shall remain frozen till the rightful owner of such shares claims the shares.		



22. Declaration signed by the Chief Executive Officer of the Company as per Schedule V(D) of LODR, on compliance with the Code of Conduct is annexed.
23. Compliance Certificate as per Regulation 17(8) read with Part B of Schedule II of LODR, provided by Chief Executive Officer and Chief Financial Officer is annexed.

---

### Declaration

As provided under Schedule V(D) of the SEBI (Listing Obligations and Disclosure Requirements) Regulations, 2015, the Members of the Board of Directors and Senior Management Personnel have affirmed compliance with the Company's Code of Conduct for the year ended 31<sup>st</sup> March 2021.

for **THE RAMCO CEMENTS LIMITED,**

Chennai  
24-05-2021

**A.V.DHARMAKRISHNAN**  
Chief Executive Officer

---

To  
The Board of Directors  
The Ramco Cements Limited  
Rajapalayam.

### Certification under Regulation 17(8) of SEBI (LODR) Regulations

We hereby certify that –

- A. We have reviewed financial statements and the cash flow statement for the year 2020-21 and that to the best of our knowledge and belief :
  1. these statements do not contain any materially untrue statement or omit any material fact or contain statements that might be misleading;
  2. these statements together present a true and fair view of the company's affairs and are in compliance with existing accounting standards, applicable laws and regulations.
- B. There are, to the best of our knowledge and belief, no transactions entered into by the company during the year which are fraudulent, illegal or violative of the company's code of conduct.
- C. We accept responsibility for establishing and maintaining internal controls for financial reporting and that we have evaluated the effectiveness of internal control systems of the company pertaining to financial reporting and we have disclosed to the auditors and the Audit Committee, deficiencies in the design or operation of such internal controls, if any, of which we are aware and the steps we have taken or propose to take to rectify these deficiencies.
- D. We have indicated to the auditors and the Audit committee that –
  1. there are no significant changes in internal control over financial reporting during the year;
  2. there are no significant changes in Accounting Policies, during the year;
  3. there are no instances of significant fraud of which we have become aware.

Chennai  
24-05-2021

**S.VAITHIYANATHAN**  
Chief Financial Officer

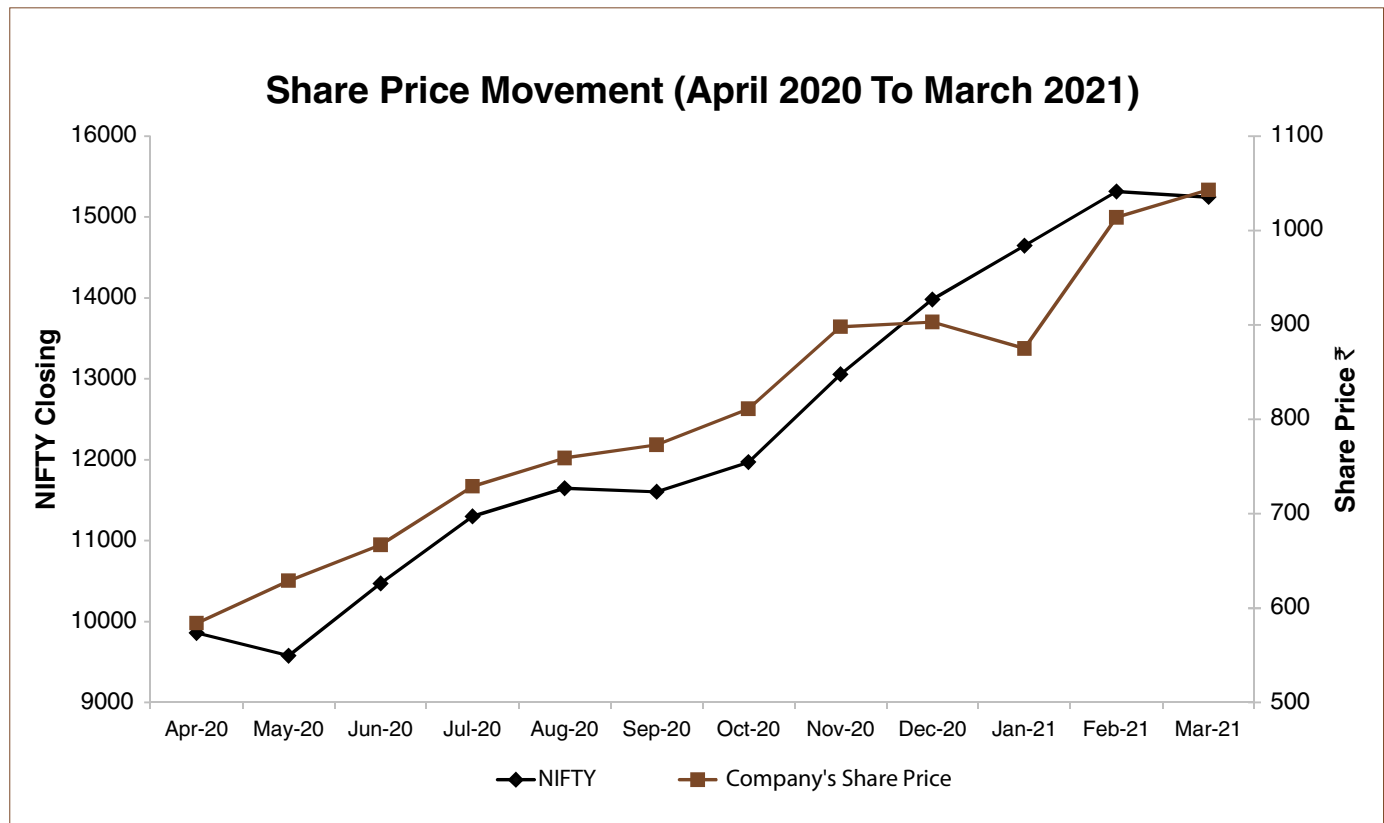
**A.V.DHARMAKRISHNAN**  
Chief Executive Officer

Annexure - A

## STATISTICAL DATA

Share Price High &amp; Low / Volume (from April 2020 to March 2021 in NSE &amp; BSE)

Month	NSE			BSE		
	High ₹	Low ₹	No. of Shares Traded	High ₹	Low ₹	No. of Shares Traded
April 2020	584	455	1,47,51,490	582	457	7,30,840
May	629	502	1,81,77,091	631	503	6,79,334
June	667	596	1,61,81,796	663	597	5,37,350
July	729	632	2,05,28,291	730	632	6,99,500
August	759	666	2,39,09,054	740	667	6,01,596
September	773	664	1,93,97,506	773	682	3,52,242
October	811	742	1,83,93,801	810	743	3,87,422
November	898	791	1,26,52,513	898	791	2,88,713
December	903	767	1,60,59,868	903	752	4,34,341
January 2021	875	766	1,56,53,619	875	766	8,33,941
February	1,014	768	1,97,06,496	1,014	769	12,18,990
March	1,043	921	99,54,292	1,043	921	5,80,223
<b>Year 2020-21</b>	<b>1,043</b>	<b>455</b>	<b>20,53,65,817</b>	<b>1,043</b>	<b>457</b>	<b>73,44,492</b>



**Pattern of Shareholding as on 31-03-2021**

Description	Total Shareholders	%	Total Shares	%
<b>Promoter and Promoter Group</b>				
1) Residents	7	0.019	79,98,340	3.391
2) Body Corporates	5	0.014	9,23,55,220	39.152
<b>Sub-Total</b>	<b>12</b>	<b>0.033</b>	<b>10,03,53,560</b>	<b>42.543</b>
<b>Non-Promoters Holding</b>				
1) Residents	33,933	93.184	2,38,14,368	10.096
2) NRIs	1,106	3.037	6,80,328	0.288
3) Body Corporate	343	0.942	50,32,769	2.134
4) Mutual Funds	25	0.068	5,47,90,231	23.227
5) Banks	1	0.003	11	0.000
6) State Government	1	0.003	80,00,000	3.391
7) Foreign Portfolio Investors	116	0.319	1,94,83,070	8.259
8) Trusts	18	0.049	32,472	0.014
9) Clearing Member	119	0.327	1,79,586	0.076
10) IEPF	1	0.003	12,28,075	0.521
11) Alternative Investment Funds	1	0.003	12,403	0.005
12) HUF	605	1.661	9,68,758	0.411
13) Qualified Institutional Buyer	18	0.049	2,09,69,477	8.889
14) Employees	116	0.319	3,44,837	0.146
<b>Sub-Total</b>	<b>36,403</b>	<b>99.967</b>	<b>13,55,36,385</b>	<b>57.457</b>
<b>Total</b>	<b>36,415</b>	<b>100.000</b>	<b>23,58,89,945</b>	<b>100.000</b>

**Distribution of Shareholding as on 31-03-2021**

Description	Total Shareholders	%	Total Shares	%
a) Upto - 500	32,413	89.010	20,75,536	0.880
b) 501 to 1000	1,357	3.726	10,98,087	0.466
c) 1001 to 2000	885	2.430	14,36,157	0.609
d) 2001 to 3000	273	0.750	7,03,004	0.298
e) 3001 to 4000	352	0.967	13,42,446	0.569
f) 4001 to 5000	150	0.412	6,96,449	0.295
g) 5001 to 10000	433	1.189	32,36,730	1.372
h) 10001 & above	552	1.516	22,53,01,536	95.511
<b>Grand Total</b>	<b>36,415</b>	<b>100.000</b>	<b>23,58,89,945</b>	<b>100.000</b>

**Category of Shareholding as on 31-03-2021**

Description	Total Shareholders	%	Total Shares	%
Dematerialised Form - CDSL & NSDL	36,150	99.272	22,57,08,537	95.684
Physical Form	265	0.728	1,01,81,408	4.316
<b>Total</b>	<b>36,415</b>	<b>100.000</b>	<b>23,58,89,945</b>	<b>100.000</b>

**Certificate regarding compliance of conditions of corporate governance**

[Pursuant to paragraph E of Schedule V of Securities and Exchange Board of India  
(Listing Obligations and Disclosure Requirements) Regulations, 2015]

To  
The Members of  
The Ramco Cements Limited,  
[CIN: L26941TN1957PLC003566]  
“Ramamandiram,” Virudhunagar District,  
Rajapalayam – 626117

We have examined the compliance of the conditions of Corporate Governance by The Ramco Cements Limited (“the Company”) during the financial year ended 31<sup>st</sup> March 2021, as stipulated under the following Regulations/ Schedule of the Securities and Exchange Board of India (Listing Obligations and Disclosure Requirements) Regulations, 2015 (“LODR”):

- (a) Regulation numbers 17 to 27 dealing with composition of the Board of Directors and its Committees, vigil mechanism, related party transactions and certain other matters;
- (b) Regulation numbers 46(2)(b) to 46(2)(i) dealing with the information to be disseminated on the Company’s web-site;
- (c) Part A of Schedule II dealing with the minimum information to be placed before the Board of Directors;
- (d) Part B of Schedule II dealing with the Compliance Certificates furnished by the Chief Executive Officer and Chief Financial Officer;
- (e) Part C of Schedule II dealing with the, role of Audit Committee and review of information by the Committee;
- (f) Part D of Schedule II dealing with the role of Nomination and Remuneration Committee and Stakeholder’s Relationship Committee;
- (g) Paragraph C of Schedule V dealing with disclosures in the Corporate Governance Report;
- (h) Paragraph D of Schedule V dealing with the declaration signed by the Chief Executive Officer affirming compliance with the code of conduct by the Board of Directors and Senior Management Personnel; and

- (i) Paragraph E of Schedule V dealing with compliance certificate on conditions of corporate governance issued by Practicing Company Secretary.

The Company is required to comply with the said conditions of Corporate Governance on account of:

- (a) The Listing Agreements entered into by the Company with the National Stock Exchange of India Limited (NSE) and BSE Limited (BSE) for listing its equity shares.

The Company’s management is responsible for compliance with the conditions of Corporate Governance. We have broadly reviewed the procedures adopted by the Company for ensuring compliance with the conditions of Corporate Governance and implementation thereof. Our review was neither an audit nor an expression of opinion on the financial statement of the Company.

We hereby certify that, in our opinion and to the best of our information and based on the records furnished for our verification and the explanations given to us by the Company, its officers and agents, the Company has, during the year ended 31<sup>st</sup> March 2021, complied with the applicable conditions of Corporate Governance.

We further wish to state that our opinion regarding such compliance is neither an assurance as to the future viability of the Company nor of the efficiency or effectiveness with which the management has conducted the affairs of the Company during the said financial year.

For **S Krishnamurthy & Co.,**  
Company Secretaries,  
(Peer Review Certificate No: 739/2020)

**K Sriram,**  
Partner.

Membership number: F6312  
Certificate of Practice No. 2215  
UDIN: F006312C000361931

Place : Chennai  
Date : 24<sup>th</sup> May 2021



### Certificate from Company Secretary in Practice

[In terms of Regulation 34 (3) read with Schedule V Para C (10) (i) to the Securities and Exchange Board of India (Listing Obligations and Disclosure Requirements) Regulations, 2015]

To  
The Members  
The Ramco Cements Limited  
[CIN: L26941TN1957PLC003566]  
“Ramamandiram”, Virudhunagar District  
Rajapalayam– 626117

We hereby certify that, in our opinion, none of the below named Directors who are on the Board of Directors of THE RAMCO CEMENTS LIMITED (“the Company”) as on 31<sup>st</sup> March 2021, have been debarred or disqualified from being appointed or continuing as directors of Companies by the Securities and Exchange Board of India (SEBI) or the Ministry of Corporate Affairs, Government of India (MCA):

S. No	Name of the director	Nature of directorship	Director's identification number
1.	Poosapadi Ramasubrahmaneya Rajha Venketrama Raja	Chairman and Managing Director (KMP)	00331406
2.	Radhey Shyam Agarwal	Independent Director	00012594
3.	Bhaskara Mandavilli Nageswara Rao	Independent Director	00287260
4.	Murugappan Muthiah Venkatachalam	Independent Director	00152619
5.	Chitra Venkataraman	Independent Director	07044099
6.	Farooqui Fayazuddin Mohammed	Independent Director	01910054
7.	Mayuram Swaminathan Krishnan	Independent Director	08539017

We are issuing this certificate based on the following, which to the best of our knowledge and belief were considered necessary in this regard:

- Information relating to the directors available in the official web site of MCA; and
- Disclosures / declarations / confirmations provided by the said directors to the Company and other relevant information, explanation and representations provided by the Company, its officers and agents.

We wish to state that the management of the Company is responsible to ensure the eligibility of a person for appointment / continuation as a Director on the Board of the Company. Our responsibility is to express an opinion on this based on our verification. This certificate is neither an assurance as to the future viability of the Company nor of the efficacy or effectiveness of the process followed by the management of the Company with regard to appointment / continuation of a person as a Director of the Company.

For **S Krishnamurthy & Co.**,  
Company Secretaries,  
(Peer Review Certificate No: 739/2020)

**K Sriram**,  
Partner.

Membership number: F6312  
Certificate of Practice No. 2215  
UDIN: F006312C000362019

Place : Chennai  
Date : 24<sup>th</sup> May 2021

### Report on CSR Activities

1. Brief outline on CSR Policy of the Company.

The objective of the CSR Policy is

- To ensure an increased commitment at all levels in the organisation, to operate its business in an economically, socially & environmentally sustainable manner, while recognising the interests of all its stakeholders.
- To directly or indirectly take up programmes that benefit the communities in & around its work locations and results, over a period of time, in enhancing the quality of life & economic well being of the local populace.
- To generate, through its CSR initiatives, a community goodwill for the Company and help reinforce a positive & socially responsible image of the Company as a corporate entity.

2. Composition of CSR Committee:

Sl. No.	Name of Director	Designation / Nature of Directorship	Number of meetings of CSR Committee held during the year	Number of meetings of CSR Committee attended during the year
1	Shri.M.M.Venkatachalam	Chairman of the Committee Non-Executive & Independent Director	2	1
2	Shri.P.R.Venketrama Raja	Member of the Committee Executive & Non-Independent Director	2	2
3	Smt. Justice Chitra Venkataraman (Retd.)	Member of the Committee Non-Executive & Independent Director	2	2

3. Provide the web-link where Composition of CSR committee, CSR Policy and CSR projects approved by the board are disclosed on the website of the company.

Weblink for Composition of CSR Committee: <http://www.ramcocements.in/committees-of-board-of-directors.aspx>

Weblink to the CSR Policy: <http://ramcocements.net/ramcocements/pdffiles/policies/CSR%20POLICY%20OF%20TRCL.pdf>

Weblink for CSR Projects approved by the Board: <http://www.ramcocements.in/csr-projects.aspx>

4. Provide the details of Impact assessment of CSR projects carried out in pursuance of sub-rule (3) of rule 8 of the Companies (Corporate Social Responsibility Policy) Rules, 2014, if applicable.

Not applicable.

5. Details of the amount available for set off in pursuance of sub-rule (3) of rule 7 of the Companies (Corporate Social Responsibility Policy) Rules, 2014 and amount required for set off for the financial year, if any

Sl. No.	Financial Year	Amount available for set-off from preceding financial years (in ₹ )	Amount required to be setoff for the financial year, if any (in ₹ )
1	2020-21	NIL	NIL

- Average net profit of the company as per section 135(5). ₹ 756.83 crores
- Two percent of average net profit of the company as per section 135(5) ₹ 15.14 crores
  - Surplus arising out of the CSR projects or programmes or activities of the previous financial years. NIL
  - Amount required to be set off for the financial year, if any NIL
  - Total CSR obligation for the financial year (7a+7b-7c). ₹ 15.14 crores

8. (a) CSR amount spent or unspent for the financial year:

Total Amount Spent for the Financial Year (₹ in crores)	Amount Unspent (₹ in crores)				
	Total Amount transferred to Unspent CSR Account as per section 135(6)		Amount transferred to any fund specified under Schedule VII as per second proviso to section 135(5)		
	Amount	Date of transfer	Name of the Fund	Amount	Date of transfer
18.01	NA		NA		

(b) Details of CSR amount spent against ongoing projects for the financial year:

1	2	3	4	5		6	7	8	9	10	11	
Sl. No.	Name of the Project	Item from the list of activities in Schedule VII to the Act	Local area (Yes/ No)	Location of the project		Project duration	Amount allocated for the project (in ₹)	Amount spent in the current financial Year (in ₹)	Amount transferred to Unspent CSR Account for the project as per Section 135(6) (in ₹)	Mode of Implementation - Direct (Yes/No)	Mode of Implementation - Through Implementing Agency	
				State	District						Name	CSR Registration Number

The Company had no ongoing projects during the year under review

(c) Details of CSR amount spent against other than ongoing projects for the financial year:

1	2	3	4	5		6	7	8	
Sl. No.	Name of the Project	Item from the list of activities in Schedule VII to the Act	Local area (Yes/No)	Location of the project		Amount spent for the project (in ₹)	Mode of Implementation - Direct (Yes/No)	Mode of Implementation - Through Implementing Agency	
				State	District			Name	CSR Registration Number
1	Eradication of Hunger		Yes	Andhra Pradesh	Krishna	1,45,010	Yes		
2			Yes	West Bengal	Purba Medinipur	36,750	Yes		
3			Yes	Tamil Nadu	Ariyalur	68,600	Yes		
4			Yes	Tamil Nadu	Chennai	2,22,080	Yes		
5			Yes	Tamil Nadu	Virudhunagar	2,49,393	Yes		
6			Yes	Tamil Nadu	Thoothukudi	54,397	Yes		
7			Yes	Tamil Nadu	Viluppuram	12,19,500	No	Auroville Foundation	CSR00002152
8	Covid -19 - Livelihood		Yes	Andhra Pradesh	Visakhapatnam	19,62,209	Yes		
9			Yes	Andhra Pradesh	Krishna	13,33,481	Yes		
10			Yes	Andhra Pradesh	Kurnool	10,10,570	Yes		
11			Yes	Karnataka	Bangalore Rural	5,25,000	Yes		
12			Yes	Karnataka	Chitradurga	3,86,377	Yes		
13			Yes	Odisha	Jajpur	38,58,281	Yes		
14			Yes	Odisha	Cuttack	3,02,630	Yes		
15			Yes	West Bengal	Purba Medinipur	18,94,100	Yes		
16			Yes	Tamil Nadu	Ariyalur	73,46,926	Yes		
17			Yes	Tamil Nadu	Chennai	36,34,651	Yes		
18			Yes	Tamil Nadu	Virudhunagar	14,11,442	Yes		
19			Yes	Tamil Nadu	Salem	2,31,300	Yes		
20	Making available Safe Drinking Water		Yes	Andhra Pradesh	Krishna	69,01,935	Yes		
21			Yes	Andhra Pradesh	Kurnool	4,30,443	Yes		
22			Yes	Tamil Nadu	Ariyalur	61,87,348	Yes		
23			Yes	Tamil Nadu	Virudhunagar	32,58,746	Yes		
24			Yes	Tamil Nadu	Salem	20,000	Yes		
25			Yes	Tamil Nadu	Thoothukudi	14,46,138	Yes		
26			Yes	Tamil Nadu	Ramanathapuram	1,82,900	Yes		
27			Yes	Tamil Nadu	Viluppuram	1,03,820	Yes		

1	2	3	4	5		6	7	8			
Sl. No.	Name of the Project	Item from the list of activities in Schedule VII to the Act	Local area (Yes/No)	Location of the project		Amount spent for the project (in ₹)	Mode of Implementation - Direct (Yes/No)	Mode of Implementation - Through Implementing Agency			
				State	District			Name	CSR Registration Number		
28	Covid -19 - Healthcare		Yes	Andhra Pradesh	Krishna	1,63,004	Yes				
29			Yes	Andhra Pradesh	Kurnool	27,51,811	Yes				
30			Yes	Odisha	Jajpur	59,71,401	Yes				
31			Yes	West Bengal	Purba Medinipur	1,43,150	Yes				
32			Yes	Tamil Nadu	Ariyalur	56,00,240	Yes				
33			Yes	Tamil Nadu	Chennai	2,62,99,533	Yes				
34			Yes	Tamil Nadu	Virudhunagar	2,37,54,979	Yes				
35			Yes	Tamil Nadu	Salem	2,14,437	Yes				
36			Promotion of Healthcare including Preventive Healthcare		Yes	Andhra Pradesh	Visakhapatnam	8,95,268	Yes		
37					Yes	Andhra Pradesh	Krishna	3,91,514	Yes		
38	Yes	Andhra Pradesh			Kurnool	95,996	Yes				
39	Yes	Odisha			Jajpur	56,300	Yes				
40	Yes	West Bengal			Purba Medinipur	5,85,530	Yes				
41	Yes	Tamil Nadu			Ariyalur	2,40,027	Yes				
42	Yes	Tamil Nadu			Chennai	44,57,500	Yes				
43	Yes	Tamil Nadu			Virudhunagar	39,57,484	Yes				
44	Yes	Tamil Nadu			Madurai	75,000	Yes				
45	Yes	Tamil Nadu			Tiruvallur	8,00,000	Yes				
46	Enhancing Vocational Skills		Yes	Tamil Nadu	Ariyalur	36,47,819	Yes				
47			Yes	Tamil Nadu	Chennai	5,00,000	Yes				
48			Yes	Tamil Nadu	Virudhunagar	1,48,500	Yes				
49			Yes	Tamil Nadu	Thoothukudi	9,000	Yes				
50	Livelihood Enhancement Projects		Yes	West Bengal	Purba Medinipur	3,50,000	Yes				
51			Yes	Tamil Nadu	Ariyalur	3,500	Yes				
52			Yes	Tamil Nadu	Kanyakumari	18,550	Yes				
53	Promotion of Education		Yes	Andhra Pradesh	Krishna	2,10,462	Yes				
54			Yes	Andhra Pradesh	Visakhapatnam	2,77,388	Yes				
55			Yes	Andhra Pradesh	Nellore	5,04,772	Yes				
56			Yes	Andhra Pradesh	Kurnool	23,71,812	Yes				
57			Yes	Andhra Pradesh	Chittoor	25,60,240	Yes				
58			Yes	Maharashtra	Mumbai City	75,000	Yes				
59			Yes	Odisha	Jajpur	47,200	Yes				
60			Yes	West Bengal	Purba Medinipur	5,50,000	Yes				
61			Yes	Tamil Nadu	Ariyalur	8,24,620	Yes				
62			Yes	Tamil Nadu	Chennai	38,11,959	Yes				
63			Yes	Tamil Nadu	Virudhunagar	90,34,319	Yes				
64			Yes	Tamil Nadu	Thoothukudi	15,000	Yes				
65			Yes	Tamil Nadu	Salem	2,87,900	Yes				
66			Yes	Tamil Nadu	Dindigul	10,00,000	Yes				
67	Yes	Tamil Nadu	Kanchipuram	20,000	Yes						
68	Yes	Tamil Nadu	Karur	90,000	Yes						
69	Yes	Tamil Nadu	Thanjavur	25,000	Yes						
70	Yes	Tamil Nadu	Tirunelveli	5,80,000	Yes						
71	Yes	Tamil Nadu	Villupuram	20,00,000	No	Auroville Foundation	CSR00002152				
72	Yes	Telangana	Hyderabad	5,000	Yes						
73	Setting up of Homes and Hostels for Women and Orphans		Yes	Tamil Nadu	Cuddalore	1,40,000	Yes				
74			Yes	Tamil Nadu	Thanjavur	40,000	Yes				
75			Yes	Tamil Nadu	Kanyakumari	20,000	Yes				
76			Yes	Andhra Pradesh	Visakhapatnam	1,21,110	Yes				



1	2	3	4	5		6	7	8			
Sl. No.	Name of the Project	Item from the list of activities in Schedule VII to the Act	Local area (Yes/No)	Location of the project		Amount spent for the project (in ₹)	Mode of Implementation - Direct (Yes/No)	Mode of Implementation - Through Implementing Agency			
				State	District			Name	CSR Registration Number		
77	Ensuring Environmental Sustainability		Yes	Andhra Pradesh	Visakhapatnam	1,33,960	Yes				
78			Yes	Odisha	Jajpur	6,61,980	Yes				
79			Yes	Tamil Nadu	Ariyalur	1,92,663	Yes				
80			Yes	Tamil Nadu	Virudhunagar	26,75,623	Yes				
81			Yes	Tamil Nadu	Kanchipuram	25,000	Yes				
82			Yes	Tamil Nadu	Salem	17,842	Yes				
83			Promotion and Development of Traditional Arts		Yes	Tamil Nadu	Ariyalur	9,250	Yes		
84	Yes	Tamil Nadu			Virudhunagar	15,000	Yes				
85	Yes	Tamil Nadu			Chennai	1,25,000	Yes				
86	Protection of Art & Culture		Yes	West Bengal	Purba Medinipur	3,66,000	Yes				
87			Yes	Karnataka	Chamarajanagar	40,000	Yes				
88			Yes	Tamil Nadu	Ariyalur	23,788	Yes				
89			Yes	Tamil Nadu	Chennai	90,000	Yes				
90			Yes	Tamil Nadu	Kanyakumari	24,000	Yes				
91			Yes	Tamil Nadu	Madurai	10,000	Yes				
92			Yes	Tamil Nadu	Thanjavur	40,000	Yes				
93			Yes	Tamil Nadu	Theni	20,000	Yes				
94			Yes	Tamil Nadu	Virudhunagar	29,500	Yes				
95			Yes	Tamil Nadu	Tirunelveli	12,000	Yes				
96			Protection of National Heritage, Art and Culture		Yes	Andhra Pradesh	Kurnool	1,05,500	Yes		
97					Yes	West Bengal	Purba Medinipur	25,000	Yes		
98					Yes	Tamil Nadu	Ariyalur	8,38,424	Yes		
99	Yes	Tamil Nadu			Chennai	70,998	Yes				
100	Yes	Tamil Nadu			Kanyakumari	39,335	Yes				
101	Yes	Tamil Nadu			Madurai	40,000	Yes				
102	Yes	Tamil Nadu			Tiruvarur	10,000	Yes				
103	Yes	Tamil Nadu			Virudhunagar	4,05,314	Yes				
104	Yes	Tamil Nadu			Cuddalore	30,000	Yes				
105	Yes	Tamil Nadu			Kanchipuram	30,000	Yes				
106	Yes	Tamil Nadu			Ramanathapuram	10,84,490	Yes				
107	Yes	Tamil Nadu			Sivaganga	20,000	Yes				
108	Yes	Tamil Nadu			Tenkasi	20,000	Yes				
109	Yes	Tamil Nadu	Thoothukudi	20,000	Yes						
110	Restoration of Buildings and Sites of Historical Importance and Works of Art		Yes	Andhra Pradesh	Krishna	83,705	Yes				
111			Yes	Andhra Pradesh	Visakhapatnam	1,52,788	Yes				
112			Yes	Andhra Pradesh	West Godavari	98,800	Yes				
113			Yes	Andhra Pradesh	Kurnool	15,930	Yes				
114			Yes	Karnataka	Uttara Kannada	5,00,000	Yes				
115			Yes	Odisha	Jajpur	15,58,510	Yes				
116			Yes	Tamil Nadu	Ariyalur	13,32,261	Yes				
117			Yes	Tamil Nadu	Chennai	80,000	Yes				
118			Yes	Tamil Nadu	Kanyakumari	20,000	Yes				
119			Yes	Tamil Nadu	Madurai	26,48,000	Yes				
120			Yes	Tamil Nadu	Sivaganga	20,000	Yes				
121			Yes	Tamil Nadu	Virudhunagar	17,10,630	Yes				
122			Yes	Tamil Nadu	Cuddalore	2,78,700	Yes				
123			Yes	Tamil Nadu	Kanchipuram	10,000	Yes				
124			Yes	Tamil Nadu	Tenkasi	70,000	Yes				
125			Yes	Tamil Nadu	Coimbatore	20,000	Yes				
126			Yes	Tamil Nadu	Thanjavur	40,000	Yes				
127	Yes	Tamil Nadu	Theni	20,000	Yes						

1	2	3	4	5		6	7	8	
				State	District			Name	CSR Registration Number
128	Restoration of Buildings and Sites of Historical Importance and Works of Art	Item from the list of activities in Schedule VII to the Act	Yes	Tamil Nadu	Thoothukudi	1,36,958	Yes		
129			Yes	Tamil Nadu	Tirunelveli	1,13,260	Yes		
130			Yes	Tamil Nadu	Tiruvallur	35,000	Yes		
131			Yes	Tamil Nadu	Tiruvarur	30,000	Yes		
132			Yes	Tamil Nadu	Vellore	20,000	Yes		
133			Yes	Tamil Nadu	Villupuram	50,000	Yes		
134	Measures for the benefit of Armed forces	Item from the list of activities in Schedule VII to the Act	Yes	Tamil Nadu	Ariyalur	1,27,450	Yes		
135			Yes	Andhra Pradesh	Krishna	25,000	Yes		
136			Yes	Tamil Nadu	Virudhunagar	40,000	Yes		
137	Promotion of Nationally Recognised Sports	Item from the list of activities in Schedule VII to the Act	Yes	Tamil Nadu	Chennai	2,65,000	Yes		
138			Yes	Tamil Nadu	Tirunelveli	12,000	Yes		
139			Yes	Tamil Nadu	Salem	20,000	Yes		
140	Promotion of Rural Sports	Item from the list of activities in Schedule VII to the Act	Yes	Tamil Nadu	Ariyalur	1,03,624	Yes		
141			Yes	West Bengal	Purba Medinipur	25,000	Yes		
142	Rural Development Projects	Item from the list of activities in Schedule VII to the Act	Yes	Andhra Pradesh	Visakhapatnam	4,21,388	Yes		
143			Yes	Andhra Pradesh	Krishna	5,75,489	Yes		
144			Yes	Andhra Pradesh	Kurnool	38,300	Yes		
145			Yes	Andhra Pradesh	Tirupati	76,000	Yes		
146			Yes	Odisha	Jajpur	20,97,003	Yes		
147			Yes	Odisha	Cuttack	2,87,203	Yes		
148			Yes	West Bengal	Purba Medinipur	91,975	Yes		
149			Yes	Tamil Nadu	Ariyalur	33,62,201	Yes		
150			Yes	Tamil Nadu	Tiruvallur	50,000	Yes		
151			Yes	Tamil Nadu	Pudukottai	10,000	Yes		
152			Yes	Tamil Nadu	Madurai	38,000.01	Yes		
153			Yes	Tamil Nadu	Kallakurichi	11,46,023	No	Auroville Foundation	CSR00002152
154			Yes	Tamil Nadu	Namakkal	85,000	Yes		
155			Yes	Tamil Nadu	Virudhunagar	8,37,082	Yes		
156	Yes	Tamil Nadu	Cuddalore	20,000	Yes				
157	Yes	Tamil Nadu	Coimbatore	30,000	Yes				
158	Yes	Tamil Nadu	Theni	12,000	Yes				
159	Yes	Tamil Nadu	Tenkasi	36,000	Yes				
160	Yes	Tamil Nadu	Villupuram	2,00,000	Yes				
161	Yes	Tamil Nadu	Tiruvallur	25,000	Yes				
162	Yes	Tamil Nadu	Thoothukudi	35,39,213	Yes				
163	Yes	Tamil Nadu	Tirunelveli	20,000	Yes				
164	Yes	Tamil Nadu	Dindigul	56,000	Yes				
165	Yes	Tamil Nadu	Ramanathapuram	10,000	Yes				
<b>TOTAL</b>						<b>18,01,43,523</b>			

- (d) Amount spent in Administrative Overheads - Nil
- (e) Amount spent on Impact Assessment, if applicable - Not applicable
- (f) Total amount spent for the Financial Year (8b+8c+8d+8e) - ₹ 18.01 crores
- (g) Excess amount for set off, if any

Sl. No.	Particular	Amount (₹ in crores)
(i)	Two percent of average net profit of the company as per section 135(5)	15.14
(ii)	Total amount spent for the Financial Year	18.01
(iii)	Excess amount spent for the financial year [(ii)-(i)]	2.87
(iv)	Surplus arising out of the CSR projects or programmes or	--
(v)	Amount available for set off in succeeding financial years	2.87

9. (a) Details of Unspent CSR amount for the preceding three financial years: Not applicable  
(b) Details of CSR amount spent in the financial year for ongoing projects of the preceding financial year(s): Not applicable
10. In case of creation or acquisition of capital asset, furnish the details relating to the asset so created or acquired through CSR spent in the financial year (asset-wise details).  
(a) Date of creation or acquisition of the capital asset(s). – Not applicable.  
(b) Amount of CSR spent for creation or acquisition of capital asset. – Nil  
(c) Details of the entity or public authority or beneficiary under whose name such capital asset is registered, their address etc. – Not applicable.  
(d) Provide details of the capital asset(s) created or acquired (including complete address and location of the capital asset). – Not applicable.
11. Specify the reason(s), if the company has failed to spend two per cent of the average net profit as per section 135(5).  
The Company has complied with the provisions of Section 135(5) of the Companies Act, 2013 and has spent ₹ 18.01 crores towards CSR during the year under review, which is over and above the stipulated amount of ₹ 15.14 crores.

Chennai  
24-05-2021

**A.V.DHARMAKRISHNAN**  
Chief Executive Officer

**M.M.VENKATACHALAM**  
Director & Chairman of the CSR Committee

**Form No. AOC-2**

[Pursuant to Clause (h) of Sub-Section (3) of Section 134 of the Act and Rule 8(2) of the Companies (Accounts) Rules, 2014]

Particulars of Contracts/Arrangements entered into by the Company with related parties referred to in Sub-Section (1) of Section 188 of the Companies Act, 2013, including certain arm's length transactions under third proviso thereto.

1. Details of contracts or arrangements or transactions not at arm's length basis.

(a)	Name(s) of the related party and nature of relationship	:	Raja Charity Trust P.A.C.Ramasamy Raja Education Charity Trust The Ramco Cements Limited Educational & Charitable Trust Rajapalayam Rotary Trust PACR Sethurammammal Charities P.A.C.R.Sethurammammal Charity Trust Ramco Welfare Trust P.A.C.Ramasamy Raja Centenary Trust Smt. Lingammal Ramaraju Shastra Prathista Trust Shri Abhinava Vidyatheertha Seva Trust Shri.P.R.Venketrama Raja, Chairman & Managing Director is Managing Trustee / Trustee in the above Trusts.
(b)	Nature of Contracts / arrangements / transactions	:	Sale of Cement
(c)	Duration of the contracts / arrangements / transactions	:	60 months, from 01-04-2019 to 31-03-2024
(d)	Salient terms of the contracts or arrangements or transactions including the value, if any	:	Supply of cement @ ₹ 200/- per bag.
(e)	Justification for entering into such contracts or arrangements or transactions	:	The Company has been supplying cement to Government of Tamil Nadu under "Amma Cement Supply Scheme" at the rate of ₹ 185/- per bag, which had been increased to ₹ 210/- per bag from January 2021.  The subject trusts are Public Charitable Trusts. The cement is being sold for charitable purpose and not for trading. Hence, the price has been fixed at the rate of ₹ 200/- per bag.
(f)	Date(s) of approval by the Board / Audit Committee	:	29-01-2019
(g)	Amount paid as advances, if any	:	Nil
(h)	Date on which the Special Resolution was passed in general meeting as required under first proviso to Section 188	:	Not applicable

2. Details of material contracts or arrangement or transactions at arm's length basis - Nil

On behalf of the Board of Directors,  
For **THE RAMCO CEMENTS LIMITED**,

Rajapalayam  
24-05-2021

**P.R.VENKETRAMA RAJA**  
Chairman & Managing Director



**Conservation of Energy, Technology Absorption and Foreign Exchange Earnings and Outgo**

[Pursuant to Section 134(3)(m) of the Companies Act, 2013, read with Rule 8(3) of Companies (Accounts) Rules, 2014]

<b>(A)</b>	<b>Conservation of energy-</b>	The Company pays attention at all levels to reduce energy consumption, by continuous monitoring, maintenances and improvements.
	(i) the steps taken or impact on conservation of energy;	<p>Installation of Cement Waste Heat Recovery (CWHR) based power plant to reduce the electrical energy load in Thermal Power Plants (TPP). Installation of Variable Frequency Drive (VFD) for process fans to reduce electrical energy.</p> <p>Installation of Energy efficient Air-cooled condenser fans in TPP to reduce electrical energy.</p> <p>Utilisation of Cooler excess air to meet out the drying requirements of Raw grinding system to reduce the electrical energy.</p> <p>Installation of VFD for compressors to reduce electrical energy.</p> <p>Installation of High efficiency water pumps to reduce electrical energy.</p> <p>Installation of LED lights replacing high wattage HPSV (High Pressure Sodium Vapour) lights.</p>
	(ii) the steps taken by the company for utilising alternate sources of energy;	<p>Replacing Diesel with waste tyre oil for Kilns during start up.</p> <p>Part replacement of fuel in Kiln by usage of power plant ash and industrial waste as an alternative fuel.</p> <p>Part replacement of fuel in TPP by usage of rubber waste as an alternative fuel. Usage of solar power for part replacement of Electrical energy requirement at Mines office.</p> <p>Part replacement of Diesel with Bio -Diesel in Earth Moving equipments as an alternative fuel.</p>
	(iii) the capital investment on energy conservation equipments;	₹ 137.56 crores.
<b>(B)</b>	<b>Technology absorption-</b>	
	(i) the efforts made towards technology absorption;	<p>Installation of X-Ray Fluorescence for determining the chemical analysis of raw materials, clinker and cement.</p> <p>Installation of X-Ray Diffraction for identification of different mineralogical phases present in the raw materials, clinker and Cement.</p> <p>Installation of High efficiency IE3 type motors for driving equipments.</p> <p>Substituting Imported technology Surface Miner with Indigenous Mining machinery for an environmental friendly mining of limestone.</p> <p>Installation of Froth floatation cell for separating the useful lime particles from the washing plant slurry rejects.</p>
	(ii) the benefits derived;	<p>Increase in analysing frequency and close monitoring of quality of materials at different stages of manufacturing.</p> <p>Understanding about different mineralogical phases present in the material.</p> <p>Increase in efficiency of Motors resulting in power saving.</p> <p>Cost effective indigenous product developed delivering the same performance in equivalent with the imported supply.</p> <p>Improvement in the overall recovery from the beneficiation plant resulting in conservation of natural resources.</p>

<p>(iii) in case of imported technology (imported during the last three years reckoned from the beginning of the financial year)-</p> <p>(a) the details of technology imported;</p> <p>(b) the year of import;</p> <p>(c) whether the technology been fully absorbed;</p> <p>(d) if not fully absorbed, areas where absorption has not taken place, and the reasons thereof; and</p>	<p>Import of X-Ray Fluorescence (XRF) manufactured by M/s PANALYTICAL, Netherlands for determining the chemical analysis of Raw materials, Clinker and Cement (Year of Import : 2020).</p> <p>Import of X-Ray Diffraction (XRD) manufactured by M/s PANALYTICAL, Netherlands for identification of different mineralogy present in Raw materials, Clinker and Cement (Year of Import : 2020).</p> <p>Commissioning of Xcentric Ripper imported from Spain resulting in environment friendly mining, compared to conventional methods of drilling and blasting. (Year of Import : 2020).</p>								
<p>(iv) the expenditure incurred on Research and Development.</p>	<table border="1"> <thead> <tr> <th data-bbox="862 555 1105 583">Particulars</th> <th data-bbox="1187 555 1409 583">Amount – ₹ in crores</th> </tr> </thead> <tbody> <tr> <td data-bbox="878 589 959 617">Capital</td> <td data-bbox="1268 589 1317 617">1.07</td> </tr> <tr> <td data-bbox="870 623 967 651">Revenue</td> <td data-bbox="1268 623 1317 651">4.68</td> </tr> <tr> <td data-bbox="886 657 951 685">Total</td> <td data-bbox="1268 657 1317 685">5.75</td> </tr> </tbody> </table>	Particulars	Amount – ₹ in crores	Capital	1.07	Revenue	4.68	Total	5.75
Particulars	Amount – ₹ in crores								
Capital	1.07								
Revenue	4.68								
Total	5.75								

**(C) Foreign Exchange Earnings and Outgo**

Particulars	Amount – ₹ in crores
Foreign Exchange earned in terms of Actual Inflows	11.24
Foreign Exchange outgo in terms of Actual Outflows	256.27

On behalf of the Board of Directors,  
For **THE RAMCO CEMENTS LIMITED**,

Rajapalayam  
24-05-2021

**P.R.VENKETRAMA RAJA**  
Chairman & Managing Director

**I. Disclosures relating to remuneration under Section 197(12) of the Companies Act, 2013, read with Rule 5(1), (2) and (3) of Companies (Appointment and Remuneration of Managerial Personnel) Rules, 2014**

- i. & ii. The ratio of the remuneration of each director to the median remuneration of the employees of the company and the percentage increase in remuneration of Chairman & Managing Director (CMD), Directors, Chief Executive Officer, Chief Financial Officer and Company Secretary, in the Financial Year 2020-21.

Name of Director / KMP and Designation	Remuneration of Director/ KMP for financial year 2020-21 (₹ in crores)	% increase in remuneration in the Financial year 2020-21	Ratio of remuneration of each Director / to median remuneration of employees	Comparison of the remuneration of the KMP against the performance of the Company
Shri.P.R.Venketrana Raja	59.76	46	908	The Profit before tax increased by 45% and Total Comprehensive income increased by 28% in financial year 2020-21
Shri.R.S.Agarwal	0.08	-15	1.25	
Shri.M.B.N.Rao	0.08	-8	1.25	
Shri.M.M.Venkatachalam	0.10	-13	1.48	
Smt. Justice Chitra Venkataraman (Retd.)	0.08	22	1.25	
Shri.M.F.Farooqui, IAS (Retd.)	0.05	--	0.68	
Shri.M.S.Krishnan	0.05	50	0.68	
Shri.A.V.Dharmakrishnan Chief Executive Officer	28.45	98	432	
Shri.S.Vaithyanathan Chief Financial Officer	2.04	33	31	
Shri.K.Selvanayagam Secretary	1.55	36	24	

- iii. The median remuneration of the employees during the financial year was ₹ 6,58,256/- and the percentage increase in the median remuneration was 4.97%.
- iv. There were 3,374 permanent employees on the rolls of the Company, as on 31<sup>st</sup> March 2021.
- v. Average percentage increase made in the salaries of employees other than the managerial personnel in the financial year i.e. 2020-21 was 9.68% and the increase in the managerial remuneration for the same financial year was 58.10%.
- vi. It is hereby affirmed that the remuneration paid is as per the remuneration policy for Directors, Key Managerial Personnel and other employees.

## II. Disclosures relating to remuneration under Section 197(12) of the Companies Act, 2013, read with Rule 5(2) and (3) of Companies (Appointment and Remuneration of Managerial Personnel) Rules, 2014

(i) Particulars of Top 10 employees in terms of remuneration drawn and particulars of employees employed throughout the financial year 2020-21 and was in receipt of remuneration, in the aggregate, not less than ₹ 1.02 Crores

No	Name	Designation	Remuneration - ₹	Qualifications and experience (in years)	Date of commencement of employment	Age as on 31-03-2021	Last employment held before joining the company
1	Shri.P.R.Venketrama Raja	Chairman & Managing Director	59,76,46,787	B.Tech, MBA (36)	04/06/2017	61	--
2	Shri.A.V.Dharmakrishnan	Chief Executive Officer	28,44,57,768	B.Com, ACA (38)	03/05/1982	64	--
3	Shri.M.Srinivasan	Executive Director – Operations	4,37,37,248	B.E. (36)	12/05/1995	59	Fuller KCP Ltd
4	Shri.Balaji K Moorthy	Executive Director – Marketing	4,03,72,067	B.Sc, PGDC, PGDFT (45)	09/06/1997	69	Fabulac Overseas Ltd
5	Shri.R.Ramakrishnan	President – Marketing	2,13,92,834	B.Com, ACA (37)	06/07/1998	63	Indian Oil Corporation Ltd
6	Shri.S.Vaithyanathan	Chief Financial Officer	2,04,22,920	B.Sc, ACA (31)	20/08/1990	56	Seshasayee Industries Ltd
7	Shri.N.Ravishankar	Sr. President – Manufacturing	1,95,38,581	B.Tech (38)	22/08/2005	61	UltraTech Cement Ltd
8	Shri.S.Ramalingam	Sr. Vice President – Manufacturing	1,76,98,613	DME, B.Sc. Engg (41)	06/06/2005	64	UltraTech Cement Ltd
9	Shri.K.Selvanayagam	Company Secretary	1,54,81,547	B.Com, ACS (37)	21/10/1993	62	New Era Technology
10	Shri.M.J.Sai Kumar	Sr. Vice President – HR	1,43,38,960	B.Sc, MA (39)	01/02/1990	61	Overseas Sanmar Leasing Limited
11	Shri.S.Ramaraj	Sr. Vice President – Admin	1,36,09,032	B.Com, ACA (34)	23/10/1998	61	Anubhav Plantations Ltd
12	Shri.G.Murugesan	Vice President - IT	1,29,42,328	DCM, M.Com (41)	24/10/1979	62	-
13	Shri.V.Santhana Krishnan	Vice President - Projects	1,26,04,678	Dip in Mech Engg (39)	05/06/1995	59	Tafe-con Pvt Ltd
14	Shri.K.Jayakumar	Sr. Vice President – Marketing	1,13,69,348	B.Com, PGDMSM (38)	23/05/2005	59	Labour India Publication Ltd
15	Shri.Ashish Kumar Srivastava	Sr. Vice President – Manufacturing	1,13,61,689	B.Sc (Hons), B.Tech, MBA (28)	06/11/2017	53	Dangote Cement PLC, Ethiopia



- (ii) Employed for a part of the financial year 2020-21 and was in receipt of remuneration, at a rate which, in the aggregate, not less than ₹ 8.50 lakhs per month

No	Name	Designation	Remuneration - ₹	Qualifications and experience (in years)	Date of commencement of employment	Age	Last employment held before joining the company
1	Shri.Raghuram Devarakonda	Chief Operating Officer	1,75,33,417	B.Tech, Phd. (25)	03/07/2017	53	CorEssentials
2	Shri.N.R.Ramanathan	Vice President – Works	1,14,91,043	B.Tech (31)	14/06/2006	54	UltraTech Cement Ltd
3	Shri.Prabhu Nambiappan	Sr. Vice President – HR	1,04,68,074	B.E, PGD in IR & PM (29)	01/06/2017	57	Chola-MS General Insurance Company Limited
4	Shri.Prashanth Vasu	President – Strategy	56,22,448	B.Tech, MS-IE, MBA (22)	04/01/2021	48	Mc Kinsey & Company
5	Shri.K.Premkumar	DGM-Marketing	44,16,535	M.A, PGDMM (40)	16/04/1980	62	-
6	Shri.J.Srinivasa Rao	GM – Marketing	44,10,003	M.A, PGDMM (34)	25/09/1993	60	The KCP Ltd
7	Shri.Kumar Shanu	Sr. Manager – Marketing	23,60,035	BBA, PGDM (5)	02/06/2017	30	Samsung India
8	Shri.Thyagarajan	DGM – HR	21,99,890	BA, PGDPM & IR, BL, MA (27)	12/02/2018	50	Tamilnadu Power Co Ltd

Notes:

- All appointments are contractual.
- None of the employees mentioned above is related to any director of the Company.
- No employee was in receipt of remuneration in excess of that drawn by Chairman & Managing Director.
- Remuneration includes salary, variable performance pay, allowances, contribution to Provident Fund and Superannuation Fund, taxable value of perks and leave encashment but excludes gratuity.

On behalf of the Board of Directors,  
For **THE RAMCO CEMENTS LIMITED**,

Rajapalayam  
24-05-2021

**P.R.VENKETRAMA RAJA**  
Chairman & Managing Director

### Details of Employee Stock Option Schemes

#### Employee Stock Option Scheme 2018 – Plan A (ESOS 2018 – PLAN A)

During the year under review, the Nomination and Remuneration Committee at its meeting held 09-09-2020, had granted 1,00,000 Nos. of options to Shri.A.V.Dharmakrishnan, Chief Executive Officer. The details are given below:

Name	No. of options granted	Vesting Period (ending)	Exercise Price per share – ₹
Senior Managerial Personnel (Key Managerial Personnel)			
Shri.A.V.Dharmakrishnan, Chief Executive Officer	1,00,000	31-12-2022	1.00
Other Employees			
Any other employee who receives a grant in any one year of option amounting to 5% or more of option granted during that year	Nil	Nil	Nil
Identified employees who were granted option, during any one year, equal to or exceeding 1% of the issued capital (excluding outstanding warrants and conversions) of the company at the time of grant	Nil	Nil	Nil

#### Employee Stock Option Scheme 2018 – Plan B (ESOS 2018 – PLAN B)

During the year under review, the Nomination and Remuneration Committee at its meeting held 09-09-2020, had granted 1,00,000 Nos. of options to Shri.A.V.Dharmakrishnan, Chief Executive Officer. The details are given below:

Name	No. of options granted	Vesting Period (ending)	Exercise Price per share – ₹
Senior Managerial Personnel (Key Managerial Personnel)			
Shri.A.V.Dharmakrishnan, Chief Executive Officer	1,00,000	31-12-2022	100.00
Other Employees			
Any other employee who receives a grant in any one year of option amounting to 5% or more of option granted during that year	Nil	Nil	Nil
Identified employees who were granted option, during any one year, equal to or exceeding 1% of the issued capital (excluding outstanding warrants and conversions) of the company at the time of grant	Nil	Nil	Nil

Table showing movement of options during the year:

Sl. No	Particulars	ESOS 2018 – Plan A	ESOS 2018 – Plan B
1	Number of options outstanding at the beginning of the year	2,31,000	2,84,600
2	Number of options granted during the year	1,00,000	1,00,000
3	Number of options forfeited / lapsed during the year	Nil	Nil
4	Number of options vested during the year	2,31,000	2,84,600
5	Number of options exercised during the year	1,56,167	1,56,998
6	Number of shares arising as a result of exercise of options	1,56,167	1,56,998
7	Money realized by exercise of options (INR), if scheme is implemented directly by the Company	1,56,167	1,56,99,800
8	Loan repaid by the Trust during the year from exercise price received	NA	NA
9	Number of options outstanding at the end of the year	1,74,833	2,27,602
10	Number of options exercisable at the end of the year	74,833	1,27,602

Table showing other Details of ESOS during the year

1	Method of calculation of employee compensation cost	Fair Value, using Black Scholes Merton model																							
2	Fair value of the options for the year 2020-21 (using Black Scholes Merton model)	Plan A: ₹ 694.22 per share Plan B: ₹ 601.92 per share																							
3	Difference between employee compensation cost so computed using the intrinsic value for expensing of the options computed at Sl. No. 1 above and the employee cost that shall have been recognized if fair value of options computed at Sl. No. 2 above is used	Not Applicable since we have recognised ESOS based on fair value prescribed under Ind AS 102																							
4	The impact of the difference mentioned in Sl. No. 3 above on profits and on EPS of the Company	Not Applicable																							
5	Weighted-average exercise prices and Weighted-average fair values of options for options whose exercise price either equals or exceeds or is less than the market price of the stock	Weighted Average Exercise Price: ₹ 50.50 per share Weighted Average Fair value of options: ₹ 648.07 per share																							
6	Weighted average share price at the date of exercise	Plan A: ₹ 700.75 per share Plan B: ₹ 697.52 per share Weighted average share price is determined based on market price prevailing at each date of exercise by the option holders.																							
7	Range of Exercise Prices & Weighted Average remaining contractual life	<table border="1"> <thead> <tr> <th colspan="5">As at 31<sup>st</sup> March 2021</th> </tr> <tr> <th>Sl. No</th> <th>Particulars</th> <th>No. of Options Outstanding</th> <th>Range of Exercise Prices (₹)</th> <th>Weighted Average remaining contractual life (days)</th> </tr> </thead> <tbody> <tr> <td>1</td> <td>ESOS -2018 PLAN A</td> <td>1,74,833</td> <td>₹ 1/- per share</td> <td>161</td> </tr> <tr> <td>2</td> <td>ESOS -2018 PLAN B</td> <td>2,27,602</td> <td>₹ 100/- per share</td> <td>161</td> </tr> </tbody> </table>				As at 31 <sup>st</sup> March 2021					Sl. No	Particulars	No. of Options Outstanding	Range of Exercise Prices (₹)	Weighted Average remaining contractual life (days)	1	ESOS -2018 PLAN A	1,74,833	₹ 1/- per share	161	2	ESOS -2018 PLAN B	2,27,602	₹ 100/- per share	161
As at 31 <sup>st</sup> March 2021																									
Sl. No	Particulars	No. of Options Outstanding	Range of Exercise Prices (₹)	Weighted Average remaining contractual life (days)																					
1	ESOS -2018 PLAN A	1,74,833	₹ 1/- per share	161																					
2	ESOS -2018 PLAN B	2,27,602	₹ 100/- per share	161																					

Assumptions used during the year to estimate the fair value of options are given below:

1	Weighted Average Market price	₹ 698.15 per share
2	Weighted Average Exercise Price	₹ 50.50 per share
3	Weighted Average Stock Volatility	10%
4	Weighted Average Risk Free Interest Rate	7%
5	Weighted Average expected option life	1 year (365 days)
6	Weighted Average expected dividends	0.43%
7	Methodology for determination of volatility	Expected Volatility is based on historical volatility of the observed market prices on National Stock Exchange up to the grant date.

On behalf of the Board of Directors,  
For **THE RAMCO CEMENTS LIMITED**,

Rajapalayam  
24-05-2021

**P.R.VENKETRAMA RAJA**  
Chairman & Managing Director

# Business Responsibility Report

[Pursuant to Regulation 34(2)(f) of LODR]

## Section A: General Information about the Company

1	Corporate Identity Number (CIN) of the Company	L26941TN1957PLC003566		
2	Name of the Company	The Ramco Cements Limited		
3	Registered address	"Ramamandiram", Rajapalayam – 626117		
4	Website	www.ramcocements.in		
5	E-mail id	ksn@ramcocements.co.in		
6	Financial Year reported	1 <sup>st</sup> April 2020 to 31 <sup>st</sup> March 2021		
7	Sector(s) that the Company is engaged in (industrial activity code-wise)	Codes as per NIC – 2008		
		Group	Class	Sub class
		239	2394	23941 23942
		351	3510	35102
				35106
				Description
				Manufacture of Clinker and Cement
				Electric power generation by coal based thermal power plants
				Electric power generation using other non-conventional sources
8	List three key products/services that the Company manufactures/provides (as in balance sheet)	(i) Cement (ii) Power		
9	Total number of locations where business activity is undertaken by the Company	(a) Number of International Locations : 1 (b) Number of National Locations : 4 Integrated Cement Plants 6 Grinding Units 1 Packing Plant 1 Ready Mix Concrete Unit 1 Dry Mortar Plant Wind farms at 7 locations Registered Office, Corporate Office and 25 Sales Offices		
10	Markets served by the Company	South India, East India, Sri Lanka and Maldives		

## Section B: Financial Details of the Company

1	Paid up Capital - ₹ In crores	23.59
2	Total Turnover - ₹ In crores	5,303.08
3	Total profit after taxes - ₹ In crores	761.08
4	Total Spending on Corporate Social Responsibility (CSR) as percentage of profit after tax (%)	2.37
5	List of activities in which expenditure in 4 above has been incurred	The Company has done CSR activities in various spheres, out of which the following are the top 5 areas: a. Eradication of Hunger, Providing of Safe Drinking Water, Health Care, etc. b. Promotion of Education, Enhancing Vocational Skills, Livelihood Enhancement Projects, etc. c. Rural Development Projects d. Protection of National Heritage, Sites of Historical Importance, etc. e. Ensuring Environmental Sustainability, Ecological Balance, Protection of Flora and Fauna, etc.



**Section C: Other Details**

1	Does the Company have any Subsidiary Company/ Companies?	Yes. The Company has two Subsidiaries. Name : Ramco Windfarms Limited Ramco Industrial and Technology Services Limited
2	Do the Subsidiary Company/ Companies participate in the BR Initiatives of the parent company? If yes, then indicate the number of such subsidiary company(s)	The Business Responsibility initiatives of the holding company are applicable to the Subsidiary Companies as well.
3	Do any other entity/entities (e.g. suppliers, distributors etc.) that the Company does business with, participate in the BR initiatives of the Company? If yes, then indicate the percentage of such entity/entities? [Less than 30%, 30-60%, More than 60%]	The Company involves its Business Associates, such as Dealers, Logistics Partners, etc. in its Business Responsibility initiatives. However, their extent of participation in terms of percentage cannot be quantified.

**Section D: BR Information****1. Details of Director/Directors responsible for BR****(a) Details of the Director/Director responsible for implementation of the BR policy/policies**

1	DIN Number	00331406
2	Name	Shri.P.R.Venketrama Raja
3	Designation	Chairman & Managing Director

**(b) Details of the BR head**

1	DIN Number	00693181
2	Name	Shri.A.V.Dharmakrishnan
3	Designation	Chief Executive Officer
4	Telephone Number	044 – 2847 8666
5	E-Mail ID	brr@ramcocements.co.in

**2. The National Voluntary Guidelines (NVGs) on Social, Environmental and Economic Responsibilities of Business released by the Ministry of Corporate Affairs has adopted nine areas of Business Responsibility. They are:**

P1	Businesses should conduct and govern themselves with Ethics, Transparency and Accountability.
P2	Businesses should provide goods and services that are safe and contribute to sustainability throughout their life cycle.
P3	Businesses should promote the well-being of all employees.
P4	Businesses should respect the interests of and be responsive towards all stakeholders, especially those who are disadvantaged, vulnerable and marginalized.
P5	Businesses should respect and promote human rights.
P6	Businesses should respect, protect and make efforts to restore the environment.
P7	Businesses, when engaged in influencing public and regulatory policy, should do so in a responsible manner.
P8	Businesses should support inclusive growth and equitable development.
P9	Businesses should engage with and provide value to their customers and consumers in a responsible manner.

## (a) Details of compliance

No	Questions	P1	P2	P3	P4	P5	P6	P7	P8	P9
1	Do you have a policy/policies for BR Principles?	Y	Y	Y	Y	Y	Y	Y	Y	Y
2	Has the policy being formulated in consultation with the relevant stakeholders?	Y	Y	Y	Y	Y	Y	Y	Y	Y
3	Does the policy conform to any national/ international standards? If yes, specify? (50 words)	The policies conform to the guidelines/ standards of Companies Act, 2013 and other statutory acts, regulations, notifications, etc. The policies / standards are at par with generally accepted practices for the respective principles.								
4	Has the policy being approved by the Board? If yes, has it been signed by MD/ owner/ CEO/ appropriate Board Director?	Y	Y	Y	Y	Y	Y	Y	Y	Y
5	Does the company have a specified committee of the Board/ Director/ Official to oversee the implementation of the policy?	Y	Y	Y	Y	Y	Y	Y	Y	Y
6	Indicate the link for the policy to be viewed online?	<a href="http://www.ramcocements.in/policies.aspx">http://www.ramcocements.in/policies.aspx</a>								
7	Has the policy been formally communicated to all relevant internal and external stakeholders?	The Company's website contains the policies for information of all internal and external stakeholders. Further, relevant communication is provided to stakeholders through appropriate mediums, such as, Circulars, Notice Boards, Company's Magazine, etc.								
8	Does the company have in-house structure to implement the policy / policies.	Y	Y	Y	Y	Y	Y	Y	Y	Y
9	Does the Company have a grievance redressal mechanism related to the policy/ policies to address stakeholders' grievances related to the policy/ policies?	Y	Y	Y	Y	Y	Y	Y	Y	Y
10	Has the company carried out independent audit/ evaluation of the working of this policy by an internal or external agency?	The ISO Standards and other standards adopted by the Company are subject to routine monitoring / evaluation / review by their concerned external agencies on periodical basis. The implementation of the policies is subject to review by Internal Audit mechanisms.								

## (b) If answer to the question at serial number 1 against any principle, is 'No', please explain why: (Tick up to 2 options)

No	Questions	P1	P2	P3	P4	P5	P6	P7	P8	P9
1	The company has not understood the Principles	-	-	-	-	-	-	-	-	-
2	The company is not at a stage where it finds itself in a position to formulate and implement the policies on specified principles	-	-	-	-	-	-	-	-	-
3	The company does not have financial or manpower resources available for the task	-	-	-	-	-	-	-	-	-
4	It is planned to be done within next 6 months	-	-	-	-	-	-	-	-	-
5	It is planned to be done within the next 1 year	-	-	-	-	-	-	-	-	-
6	Any other reason (please specify)	-	-	-	-	-	-	-	-	-

**3. Governance related to BR**

(a) Indicate the frequency with which the Board of Directors, Committee of the Board or CEO assess the Business Responsibility performance of the Company. Within 3 months, 3-6 months, Annually, More than 1 year.

The Audit Committee consisting of 4 Directors is responsible to assess the Business Responsibility performance of the Company and to oversee the implementation of the various policies. It is reviewed on annual basis or as and when the

need arises. The Audit Committee at its meeting held on 24-05-2021 had reviewed and approved the Business Responsibility Report for the year 2020-2021.

(b) Does the Company publish a BR or a Sustainability Report? What is the hyperlink for viewing this report? How frequently it is published?

The Business Responsibility Report is published in the Annual Report and also placed on the Company's website at [www.ramcocements.in](http://www.ramcocements.in)

**Section E: Principle-Wise Performance**

**Principle 1**

1. Does the policy relating to ethics, bribery and corruption cover only the company? Yes/No. Does it extend to the Group/ Joint Ventures/Suppliers/Contractors/NGOs/Others?

The Company’s policies viz. Code of Conduct for Board of Directors and Senior Management Personnel and Whistle Blower Policy lay down the rules and procedures by which any stakeholder can report the actual or suspected improper activities of any kind, fraud and violation of company’s code of conduct. The whistle blower policy extends to individuals who are in full time or part time employment with the company or its subsidiaries including those serving as consultants and contract / third party employees.

2. How many stakeholder complaints have been received in the past financial year and what percentage was satisfactorily resolved by the management? If so, provide details thereof, in about 50 words or so.

No complaint has been received under Whistle Blower Policy. During the year under review 14 complaints have been received from Shareholders relating to non-receipt of dividends / annual report. The complaints were promptly attended and redressed in time.

**Principle 2**

1. List up to 3 of your products or services whose design has incorporated social or environmental concerns, risks and/ or opportunities.

**A. Cement**

The Company’s blended cements viz. Portland Pozzolana Cement and Portland Slag Cement utilises Fly Ash and Slag which are Industrial waste from Thermal Power Plants and Steel Plants respectively. The Company uses waste tyre oil instead of diesel for kilns during start up. Utilisation of these materials in the company’s manufacturing process protect environment.

**B. Power Generation**

**Wind Energy**

The Company’s investment in non-conventional renewable energy source, viz. wind energy is emission free and pollution free generation of power.

2. For each such product, provide the following details in respect of resource use (energy, water, raw material etc.) per unit of product (optional):
  - (a) Reduction during sourcing/production/distribution achieved since the previous year throughout the value chain?

Resources	Units of Measurement	2020-2021	2019-2020
Fly Ash	% per ton of PPC	21.64	23.05
Slag	% per ton of PSC	61.96	59.67
Power	Kwh/Ton of Cement	77.00	82.94

- (b) Reduction during usage by consumers (energy, water) has been achieved since the previous year?

The Company has no information regarding reduction of energy, water, etc. that has been achieved by the consumers during usage of Company’s products.

3. Does the company have procedures in place for sustainable sourcing (including transportation)?

- (a) If yes, what percentage of your inputs was sourced sustainably? Also, provide details thereof, in about 50 words or so.

Yes. The Company’s cement manufacturing plants are situated close to limestone mines, thereby reducing the transportation impact of the limestone. The Company’s cement grinding units are situated close to thermal power plants, thereby reducing the transportation impact of the fly ash. Bulk materials are transported through various modes viz., rail/sea and road. The mode of transport is chosen based on cost economics.

However, the transportation and logistics optimisation is an ongoing activity to reduce the related environmental impacts.

To ensure sustainability of logistics transportation eco system, the Company is giving need based financial assistance to the transporters and customers to buy and own trucks and also help them to get their old trucks replaced with new ones, ensuring that the trucks would be deployed to meet the Company’s transportation requirements.

The Logistic MIS reports and Installation of GPS has effectively reduced the truck turnaround time resulting in improved efficiency in the operation. Capacity building program for fleet operators and Drivers is a continuous process resulting in improved mileage and better maintenance of the fleet

The mining deploys sustainable mining practices to enhance the life of the mines.

4. Has the company taken any steps to procure goods and services from local & small producers, including communities surrounding their place of work?

- (a) If yes, what steps have been taken to improve their capacity and capability of local and small vendors?

The Company gives priority to procure goods and avail services from local and small vendors, located near to the

manufacturing locations. We also provide them training to improve their capacity and capability. The Company ensures that its contractors who supply labour services for plant operations employ workmen from nearby communities. The Company also educates and trains the workforce in occupational health and safety.

5. Does the company have a mechanism to recycle products and waste? If yes what is the percentage of recycling of products and waste (separately as <5%, 5-10%, >10%). Also, provide details thereof, in about 50 words or so.

The Company's product is not meant for recycling as cement is used for construction of buildings, which are meant to last long. The product is also not recyclable after its usage. The Company's other product, viz. electrical energy is consumed immediately, which also does not provide scope for recycling. The domestic waste water generated at factory, colony, etc. is recycled through sewage treatment plant and is utilised in full.

### Principle 3

1. Please indicate the Total number of employees. – 3374.
2. Please indicate the Total number of employees hired on temporary/contractual/casual basis. – 2166.
3. Please indicate the Number of permanent women employees – 19.
4. Please indicate the Number of permanent employees with disabilities – 2.
5. Do you have an employee association that is recognized by management:

The plants at Ramasamy Raja Nagar and Jayanthipuram have employee unions recognized by the management.

6. What percentage of your permanent employees is members of this recognized employee association?

Ramasamy Raja Nagar Plant – 84%

Jayanthipuram Plant – 96%

7. Please indicate the Number of complaints relating to child labour, forced labour, involuntary labour, sexual harassment in the last financial year and pending, as on the end of the financial year.

No	Category	No of complaints filed during the financial year	No of complaints pending as on end of the financial year
1	Child labour/ forced labour/ involuntary labour	Nil	NA
2	Sexual harassment	Nil	NA
3	Discriminatory employment	Nil	NA

8. What percentage of your under mentioned employees were given safety & skill up-gradation training in the last year?

(a)	Permanent Employees	15%
(b)	Permanent Women Employees	15%
(c)	Casual/Temporary/Contractual Employees	100%
(d)	Employees with Disabilities	-

The Organisation's main objective is to continuously establish health and safety culture through awareness training initiatives and campaigns across the Company. From following Indian standards of Safety, i.e., IS 18001, we have now adopted the International standards of Safety, ie. ISO 45001 (OHSMS).

We continue to adhere to the Standard Safety Management System which provides guidelines to employees in their daily activities with the best Safety, Health and Environmental Standards. We continue to train our employees (Permanent, Contract, etc.) with Safety Induction and mandatory training programmes covering all aspects of Safety and emphasising the importance of 'Safety First'.

Safety trainings and campaigns form a part of Skill upgradation programs that are organised with the support of experts from the industry and the internal safety team with an aim to create high performance individuals and exploring the potential within the organisation. We always strive for a safety environment with the aim of zero incident.

### Principle 4

1. Has the company mapped its internal and external stakeholders? Yes/No

Yes.

2. Out of the above, has the company identified the disadvantaged, vulnerable & marginalized stakeholders.

The Company's cement manufacturing plants/limestone mines are located in remote rural areas and localities around such places have been identified as disadvantaged, vulnerable & marginalized stakeholders.

3. Are there any special initiatives taken by the company to engage with the disadvantaged, vulnerable and marginalized stakeholders. If so, provide details thereof, in about 50 words or so.

The Company's CSR programmes are mainly targeted in improving the socio, economic and infrastructure conditions of the localities around the manufacturing facilities. The Company also undertakes various measures to improve the quality of their life. These include, computer education training for village students, women empowerment, arrangements for safe drinking water, desilting of water bodies, construction of toilets, formation and enhancement of rural roads, conducting rural medical camps, eye camps, special medical camps for disabled children, green development, etc.



During the year, there has been widespread outbreak of COVID-19 virus. It had crippled the economic activities by bringing huge hardships to the society including for the villagers in and around the factory area. The Company had provided various safety and medical aids, food, essential groceries, medicines, etc. The Company had also arranged for awareness campaigns to educate the public on social distancing, safety measures, hygienic practices to be followed in home, etc. The Company had also established an Oxygen Plant for supply of Oxygen to Government Hospitals to treat the COVID patients. The details are available in Board's Report.

### Principle 5

1. Does the policy of the company on human rights cover only the company or extend to the Group/Joint Ventures/Suppliers/Contractors/NGOs/Others?

The Company's Code of Conduct and HR practices have been developed to respect and protect human rights. It extends only to the Company and its Subsidiaries.

2. How many stakeholder complaints have been received in the past financial year and what percent was satisfactorily resolved by the management?

During the year under review, the Company did not receive any complaint in respect of violation of human rights.

### Principle 6

1. Does the policy related to Principle 6 cover only the company or extends to the Group/Joint Ventures/Suppliers/Contractors/NGOs/others.

The Policy on environment covers the Company and its Subsidiaries.

2. Does the company have strategies/initiatives to address global environmental issues such as climate change, global warming, etc.? Y/N. If yes, please give hyperlink for webpage etc.

Yes. The Company strives to have minimal carbon footprint and to reduce its impact with regard to climate change, global warming, etc. The Company's Safety, Health and Environment Policy gives utmost importance to the environmental impact of the practices it follows and the product it creates. The weblink for the same is : <http://www.ramcocements.in/policies.aspx>

3. Does the company identify and assess potential environmental risks? Y/N

Yes. The Company has a mechanism in place to identify and assess potential environmental risk. The Company's

Risk Management Policy covers Environmental Risk and the process for managing it.

4. Does the company have any project related to Clean Development Mechanism? If so, provide details thereof, in about 50 words or so. Also, if Yes, whether any environmental compliance report is filed?

The Company's wind farm project has been registered with United Nations Framework Convention on Climate Change under Clean Development Mechanism. The Company is eligible for Certified Emission Reductions (CERs). The main purpose of the project activity is to generate clean electricity from renewable energy source (wind).

5. Has the company undertaken any other initiatives on – clean technology, energy efficiency, renewable energy, etc. Y/N. If yes, please give hyperlink for web page etc.

The Company pays attention at all levels to reduce energy consumption, by continuous monitoring, maintenances and improvements. Some of the steps taken for conservation of energy, include,

Installation of Cement Waste Heat Recovery (CWHR) based power plant to reduce the electrical energy load in Thermal Power Plants (TPP).

Installation of VFD for process fans to reduce electrical energy.

Installation of Energy efficient Air-cooled condenser fans in TPP to reduce electrical energy.

Utilisation of Cooler excess air to meet out the drying requirements of Raw grinding system to reduce the electrical energy.

Installation of VFD for compressors to reduce electrical energy.

Installation of High efficiency water pumps to reduce electrical energy.

Installation of LED lights replacing high wattage HPSV (High Pressure Sodium Vapour) lights.

6. Are the Emissions/Waste generated by the company within the permissible limits given by CPCB/SPCB for the financial year being reported?

Yes, the emissions/waste generated by the Company are within the permissible limits prescribed by CPCB/SPCB.

7. Number of show cause/legal notices received from CPCB/SPCB which are pending (i.e. not resolved to satisfaction) as on end of Financial Year.

None.

**Principle 7**

1. Is your company a member of any trade and chamber or association? If Yes, Name only those major ones that your business deals with:
  - a. Cement Manufacturers Association
  - b. Bureau of Energy Efficiency
  - c. Confederation of Indian Industry
  - d. National Council for Cement & Building Materials
  - e. Federation of Indian Chambers of Commerce and Industry
  - f. Rajapalayam Chamber of Commerce
  - g. Indian Wind Power Association
2. Have you advocated/lobbied through above associations for the advancement or improvement of public good? Yes/No; if yes specify the broad areas (drop box: Governance and Administration, Economic Reforms, Inclusive Development Policies, Energy security, Water, Food Security, Sustainable Business Principles, Others)
 

Yes. We make representations on general matters affecting the industry.

**Principle 8**

1. Does the company have specified programmes/initiatives/projects in pursuit of the policy related to Principle 8? If yes details thereof.
 

Yes. The Company believes that as the Organisation grows, the society and the community around it should also grow. For this, the company undertakes various initiatives/projects in and around the places where its manufacturing facilities are located. These include,

  - Rural Industry and Skill Development
  - Conducted Skill trainings for youth
  - Employed youth through job placement
  - Health
  - Relief measures for COVID affected persons
  - Conducted health check-up camps
  - Eye camps
  - Treating poor patients through Special Health camps
  - Education
  - Provided basic computer training to students
  - Providing assistance to poor students
  - Infrastructure Development
  - Constructed low cost houses, toilets, village road, community halls, etc.
  - Established drinking water facilities in villages.

2. Are the programmes/projects undertaken through in-house team/own foundation/external NGO/government structures /any other organization?
 

The Company's CSR initiatives are implemented both by internal teams as well as through / coordination with external agencies, like NGOs, Government Institutions, Academic Organisations, etc.
3. Have you done any impact assessment of your initiative?
 

The Company does the impact assessment of its CSR initiatives through qualitative feedbacks, received from beneficiaries of the activities undertaken. Based upon such reviews, the initiatives are structured.
4. What is your company's direct contribution to community development projects- Amount in INR and the details of the projects undertaken.
 

During the year ended 31<sup>st</sup> March 2021, the Company has spent ₹ 18.01 crores towards Health, Education, Infrastructure Development and other various community development projects, towards its CSR commitment. The details are available in Board's Report. The company had also spent a sum of ₹ 5.29 crores on other social causes and projects, which do not qualify under the classifications listed out in Schedule VII of the Companies Act, 2013.
5. Have you taken steps to ensure that this community development initiative is successfully adopted by the community? Please explain in 50 words, or so.
 

The CSR initiatives are carried out on a need based approach. The Company adopts participatory approach with communities / beneficiaries. With regard to project development and major asset creations, Company participates in mutual beneficiary contribution. These strategies ensure that the relevant beneficiaries successfully adopt and maintain them.

**Principle 9**

1. What percentage of customer complaints/consumer cases are pending as on the end of financial year.
 

There were 827 customer complaints received during the year. The complaints received were relating to poor construction practices and improper cement storage. The Company is educating all construction professionals – Masons, Architects, Contractors, Engineers – through its awareness/promotional programs. All the complaints were resolved during the year and no customer complaints were pending at the end of the year.
2. Does the company display product information on the product label, over and above what is mandated as per local laws? Yes/No/NA/Remarks (additional information)
 

The Company displays information as mandated by the local laws on the product label. No other additional information is provided.

3. Is there any case filed by any stakeholder against the company regarding unfair trade practices, irresponsible advertising and/or anti-competitive behaviour during the last five years and pending as on end of financial year. If so, provide details thereof, in about 50 words or so.

**Complaint by Builders Association of India**

Based on a complaint filed by Builders Association of India in 2006, Competition Commission of India (CCI) vide its order dated 20-06-2012, had held that leading cement companies, including The Ramco Cements Limited and Cement Manufacturers Association (CMA) had contravened the provisions of Section 3(1) read with Sections 3(3)(a) and 3(3)(b) of the Competition Act, 2002 and imposed penalties of which the penalty for The Ramco Cements Limited was ₹ 258.63 crores. The cement companies appealed to Competition Appellate Tribunal (COMPAT) against the order of CCI. COMPAT referred back the matter to CCI for fresh adjudication. CCI held the cement companies liable for cartelisation vide its order dated 31-08-2016, which was in substantial part, a reiteration of its earlier order dated 20-06-2012.

The Company filed an appeal against the order of CCI before the Competition Appellate Tribunal (COMPAT), New Delhi and obtained an interim order on 28-11-2016, wherein the Company had been directed to deposit 10% of the penalty amount in the Registry of COMPAT

in the form of Fixed Deposit within 60 days thereof. Accordingly, the amount of ₹ 25.86 crores has been so deposited on 30-11-2016. The Company filed a civil appeal before the Honourable Supreme Court of India and obtained stay of the proceedings before COMPAT. In the meanwhile, Government of India had abolished COMPAT and transferred all pending cases to National Company Law Appellate Tribunal (NCLAT), New Delhi.

NCLAT, vide its judgement dated 25-07-2018, had dismissed the Company's appeal along with the appeals of other cement companies against the order of CCI. The Company had appealed to Supreme Court against the order of NCLAT. The Honourable Supreme Court of India on 05-10-2018 admitted the appeal of the Company and other affected cement companies and ordered the continuation of interim orders that had been passed by NCLAT in these cases.

Accordingly, the Company had deposited with NCLAT, 10% of the amount imposed as penalty [10% of ₹ 258.63 crores (i.e) ₹ 25.86 crores].

4. Did your company carry out any consumer survey/ consumer satisfaction trends?

Yes. The Company carries out consumer surveys / consumer satisfaction trends, through interaction with end users and the information is utilised to improve the business operations / services.

# **SEPARATE FINANCIAL STATEMENTS**



# INDEPENDENT AUDITOR'S REPORT

To the Members of THE RAMCO CEMENTS LIMITED

## Report on the Audit of the Separate Financial Statements Opinion

We have audited the Separate financial statements of THE RAMCO CEMENTS LIMITED ("the Company"), which comprise the Separate Balance sheet as at 31<sup>st</sup> March 2021, and the Separate Statement of Profit and Loss, the Separate Statement of changes in Equity and the Separate Statement of cash flows for the year ended on that date, and notes to the separate financial statements, including a summary of significant accounting policies and other explanatory information (herein after referred to as "the Separate Financial Statements").

In our opinion and to the best of our information and according to the explanations given to us, the aforesaid separate financial statements give the information required by the Companies Act 2013 ("the Act") in the manner so required and give a true and fair view in conformity with the accounting principles generally accepted in India, of the state of affairs of the Company as at March 31, 2021 and the profit and total comprehensive income, changes in equity and its cash flows for the year ended on that date.

## Basis for Opinion

We conducted our audit in accordance with the Standards on Auditing (SAs) specified under section 143(10) of the Companies Act, 2013. Our responsibilities under those Standards are further described in the Auditor's Responsibilities for the Audit of the Separate Financial Statements section of our report. We are independent of the Company in accordance with the Code of

Ethics issued by the Institute of Chartered Accountants of India together with the ethical requirements that are relevant to our audit of the separate financial statements under the provisions of the Companies Act, 2013 and the Rules there under, and we have fulfilled our other ethical responsibilities in accordance with these requirements and the Code of Ethics. We believe that the audit evidence we have obtained is sufficient and appropriate to provide a basis for our opinion.

## Emphasis of Matter

We draw attention to Note No. 61 to the separate financial statements, which describes the uncertainties and the impact of the COVID-19 pandemic on the company's operations and results as assessed by the management. The Management has assessed that there is no material impact on the financial statements due to lock down and related restrictions imposed towards controlling the COVID 19 pandemic. Our opinion is not modified in respect of this matter.

## Key Audit Matters

Key audit matters are those matters that, in our professional judgment, were of most significance in our audit of the separate financial statements of the current period. These matters were addressed in the context of our audit of the separate financial statements as a whole, and in forming our opinion thereon, and we do not provide a separate opinion on these matters. We have determined the matters described below to be the key audit matters to be communicated in our report.

S. No.	Key Audit Matter	Auditor's Response
1	<p><b>Recognition and measurement of deferred taxes</b></p> <p>The recognition and measurement of deferred tax items requires determination of differences between the recognition and the measurement of assets, liabilities, income and expenses in accordance with the Income Tax Act and other applicable tax laws including application of ICDS and financial reporting in accordance with Ind AS.</p> <p>Assessment of Deferred Tax Assets is done by the management at the close of each financial year taking into account forecast of future taxable results.</p> <p>We have considered the assessment of deferred tax liabilities and assets as a key matter due to the importance of management's estimation and judgment and the materiality of amounts.</p> <p><b>(Refer to Note No. 4.4.3, 4.4.5 and 4.4.6 to the Separate Financial Statements)</b></p>	<p><b>Principal Audit Procedures</b></p> <p>The key matter was addressed by performing audit procedures which involved assessment of underlying process and evaluation of internal financial controls with respect to measurement of deferred tax and assessment of the items leading to recognition of deferred tax in light of prevailing tax laws and applicable financial reporting standards.</p> <p>Furthermore we assessed the adequacy and appropriateness of the disclosures in the separate financial statements.</p>

S. No.	Key Audit Matter	Auditor's Response
2	<p><b>Evaluation of uncertain Tax Position/ Other contingent liabilities</b></p> <p>The Company has material uncertain tax position in respect of possible or actual taxation disputes, litigations and claims. The provisions are estimated using a significant degree of management judgment in interpreting the various relevant rules, regulations and practices and in considering precedents in various legal forums.</p> <p><b>(Refer to Note No. 46.2.1 to 46.2.22 to the Separate Financial Statements)</b></p>	<p><b>Principal Audit Procedures</b></p> <p>The Audit addressed this Key Audit Matter by assessing the adequacy of tax Provisions by reviewing the management's underlying assumptions in estimating the tax provisions and the possible outcome of the disputes.</p> <p>We reviewed the significant litigations and claims and discussed with the Company's legal counsel, external advisors about their views regarding the likely outcome and magnitude of and exposure to relevant litigation and claims.</p> <p>We also reviewed to relevant judgements and the opinions given by the company's advisers, which were relied on by the management for such claims.</p> <p>Furthermore we assessed the adequacy and appropriateness of the disclosures in the separate financial statements.</p>
3	<p><b>Disputes and potential litigations</b></p> <p>The Competition Commission of India (CCI) vide its order dated 31<sup>st</sup> August 2016 had imposed a penalty of ₹ 258.63 Crores on the company towards alleged cartelisation. The Company's appeal along with other cement companies had been dismissed by NCLAT vide its order dated 25<sup>th</sup> July 2018. Against the order, the Company appealed to the Hon'ble Supreme Court, which by its order dated 05<sup>th</sup> October 2018 admitted the appeal and directed to continue the interim order passed by NCLAT. Accordingly, the Company has re-deposited ₹ 25.86 Crores being 10% of the penalty. The Company, backed by legal opinion, believes that it has a good case and hence no provision is made. Management Judgement is involved in considering the probability of the claim being successful and we have accordingly designated this as a focus area of the audit.</p> <p><b>(Refer to Note No. 46.2.6 to the Separate Financial Statements)</b></p>	<p><b>Principal Audit Procedures</b></p> <p>In response to the risk of completeness of the disclosures and probability of claim being successful, we reviewed the legal advice obtained by the management from external legal advisor. We discussed the case with Management and reviewed the related documents. We also reviewed the stand taken by other companies in the cement industry who are all also involved in this issue. We reviewed the disclosures for completeness based on our audit procedures.</p>
4	<p><b>Existence and impairment of Trade Receivables</b></p> <p>Trade Receivables are significant to the Company's financial statements. The Collectability of trade receivables is a key element of the company's working capital management, which is managed on an ongoing basis by its management. Due to the nature of the Business, the requirements of customers and various contract terms are in place, there is a risk that the carrying values may not reflect of their recoverable amounts as at the reporting date, which would require an impairment provision. Where there are indicators of impairment, the company undertakes assessment of the recoverability of the amounts. Given the magnitude and inherent uncertainty involved in the judgement, in estimating impairment assessment of trade receivables, we have identified this as a key audit matter.</p> <p><b>(Refer to Note No. 17 to the Separate Financial Statements)</b></p>	<p><b>Principal Audit Procedures</b></p> <p>We performed audit procedures on the assessment of trade receivables, which included substantive testing of revenue transactions, obtaining trade receivable external confirmations and testing the subsequent payments received. Assessing the impact of impairment on trade receivables requires judgement and we evaluated management's assumptions in determining the provision for impairment of trade receivables, by analyzing the ageing of receivables, assessing significant overdue individual trade receivables and specific local risks, combined with the legal documentations, where applicable.</p> <p>We also reviewed the system of obtaining monthly confirmation from the customers, which are kept in electronic mode by the company. We tested the timing of revenue and trade receivables recognition based on the terms agreed with the customers. We also reviewed, on a sample basis, terms of the contract with the customers, invoices raised, etc., as a part of our audit procedures.</p> <p>Furthermore we assessed the adequacy and appropriateness of the disclosures in the separate financial statements.</p>

### Information Other than the Separate Financial Statements and Auditors' Report Thereon

The Company's Management and Board of Directors are responsible for the other information. The other information comprises the information included in the Company's annual report, Board's Report including Annexure to Board's Report, Business Responsibility Report, Corporate Governance and Report on CSR activities, and Shareholders information but does not include the separate financial statements and our auditor's report thereon.

Our opinion on the separate financial statements does not cover the other information and we do not express any form of assurance conclusion thereon.

In connection with our audit of the separate financial statements, our responsibility is to read the other information and, in doing so, consider whether the other information is materially inconsistent with the separate financial statements or our knowledge obtained during the course of our audit or otherwise appears to be materially misstated.

If, based on the work we have performed, we conclude that there is a material misstatement of this other information, we are required to report that fact. We have nothing to report in this regard.

### Management's Responsibility for the Separate Financial Statements

The Company's Management and Board of Directors are responsible for the matters stated in section 134(5) of the Act with respect to the preparation of these separate financial statements that give a true and fair view of the state of affairs, profit or loss including other comprehensive income, changes in equity and cash flows of the Company in accordance with the Indian Accounting Standards (Ind AS) prescribed under Section 133 of Companies Act 2013 read with relevant rules issued there under and accounting principles generally accepted in India. This responsibility also includes maintenance of adequate accounting records in accordance with the provisions of the Act for safeguarding of the assets of the Company and for preventing and detecting frauds and other irregularities; selection and application of appropriate accounting policies; making judgements and estimates that are reasonable and prudent; and design, implementation and maintenance of adequate internal financial controls, that were operating effectively for ensuring the accuracy and completeness of the accounting records, relevant to the preparation and presentation of the separate financial statements that give a true and fair view and are free from material misstatement, whether due to fraud or error.

In preparing the separate financial statements, Management and Board of Directors are responsible for assessing the Company's ability to continue as a going concern, disclosing, as applicable, matters related to going concern and using the going concern basis of accounting unless management either intends to

liquidate the Company or to cease operations, or has no realistic alternative but to do so.

Those Board of Directors are also responsible for overseeing the Company's financial reporting process.

### Auditor's Responsibilities for the Audit of the Separate Financial Statements

Our objectives are to obtain reasonable assurance about whether the separate financial statements as a whole are free from material misstatement, whether due to fraud or error, and to issue an auditor's report that includes our opinion. Reasonable assurance is a high level of assurance, but is not a guarantee that an audit conducted in accordance with SAs will always detect a material misstatement when it exists. Misstatements can arise from fraud or error and are considered material if, individually or in the aggregate, they could reasonably be expected to influence the economic decisions of users taken on the basis of these separate financial statements.

As part of an audit in accordance with SAs, we exercise professional judgment and maintain professional skepticism throughout the audit. We also:

- Identify and assess the risks of material misstatement of the separate financial statements, whether due to fraud or error, design and perform audit procedures responsive to those risks, and obtain audit evidence that is sufficient and appropriate to provide a basis for our opinion. The risk of not detecting a material misstatement resulting from fraud is higher than for one resulting from error, as fraud may involve collusion, forgery, intentional omissions, misrepresentations, or the override of internal control.
- Obtain an understanding of internal controls relevant to the audit in order to design audit procedures that are appropriate in the circumstances. Under section 143(3) (i) of the Companies Act, 2013, we are also responsible for expressing our opinion on whether the company has adequate internal financial controls with reference to separate financial statements in place and the operating effectiveness of such controls.
- Evaluate the appropriateness of accounting policies used and the reasonableness of accounting estimates and related disclosures made by management.
- Conclude on the appropriateness of management's use of the going concern basis of accounting and, based on the audit evidence obtained, whether a material uncertainty exists related to events or conditions that may cast significant doubt on the Company's ability to continue as a going concern. If we conclude that a material uncertainty exists, we are required to draw attention in our auditor's report to the related disclosures in the separate financial statements or, if such disclosures are inadequate, to modify our opinion. Our conclusions are based on the audit evidence obtained up to the date of our auditor's report. However, future events or conditions may cause the Company to cease to continue as a going concern.

- Evaluate the overall presentation, structure and content of the separate financial statements, including the disclosures, and whether the separate financial statements represent the underlying transactions and events in a manner that achieves fair presentation.

Materiality is the magnitude of misstatements in the separate financial statements that, individually or in aggregate, makes it probable that the economic decisions of a reasonably knowledgeable user of the separate financial statements may be influenced. We consider quantitative materiality and qualitative factors in (i) planning the scope of our audit work and in evaluating the results of our work; and (ii) to evaluate the effect of any identified misstatements in the separate financial statements.

We communicate with those charged with governance regarding, among other matters, the planned scope and timing of the audit and significant audit findings, including any significant deficiencies in internal control that we identify during our audit.

We also provide those charged with governance with a statement that we have complied with relevant ethical requirements regarding independence, and to communicate with them all relationships and other matters that may reasonably be thought to bear on our independence, and where applicable, related safeguards.

From the matters communicated with those charged with governance, we determine those matters that were of most significance in the audit of the separate financial statements of the current period and are therefore the key audit matters. We describe these matters in our auditor's report unless law or regulation precludes public disclosure about the matter or when, in extremely rare circumstances, we determine that a matter should not be communicated in our report because the adverse consequences of doing so would reasonably be expected to outweigh the public interest benefits of such communication.

#### Other Matters

The Separate Financial Statements includes financial performance of a foreign branch which reflects total assets of ₹ 1.72 Crores, total revenue of ₹ 7.34 Crores and net cash outflow amounting to ₹ 0.67 Crores for the year ended on 31<sup>st</sup> March 2021, which was audited by independent auditors in accordance with the regulations of that country and whose report has been furnished to us and has been considered in the separate financial statements solely based on such audited financial statements.

Our opinion is not modified in respect of these matters.

#### Report on Other Legal and Regulatory Requirements

As required by the Companies (Auditor's Report) Order, 2016 ("the Order"), issued by the Central Government of India in terms of sub-section (11) of section 143 of the Companies Act, 2013, we give in the Annexure A, a statement on the matters specified in paragraphs 3 and 4 of the Order, to the extent applicable.

As required by Section 143(3) of the Act, we report that:

- We have sought and obtained all the information and explanations which to the best of our knowledge and belief were necessary for the purposes of our audit.
- In our opinion, proper books of account as required by law have been kept by the Company so far as it appears from our examination of those books.
- The reports on the accounts of the branch offices of the Company audited under Section 143(8) of the Act by branch auditors have been sent to us and have been properly dealt with by us in preparing this report.
- The Separate Balance Sheet, the Separate Statement of Profit and Loss including Other Comprehensive Income, the Separate Statement of changes in equity and the Separate statement of Cash Flow dealt with by this Report are in agreement with the books of account.
- In our opinion, the aforesaid separate financial statements comply with the Indian Accounting Standards specified under Section 133 of the Act, read with Rule 7 of the Companies (Accounts) Rules, 2014.
- On the basis of the written representations received from the directors as on 31<sup>st</sup> March, 2021 taken on record by the Board of Directors, none of the directors is disqualified as on 31<sup>st</sup> March, 2021 from being appointed as a director in terms of Section 164 (2) of the Act.
- With respect to the adequacy of the internal financial controls over financial reporting of the Company and the operating effectiveness of such controls, refer to our Separate Report in "Annexure B". Our report expresses an unmodified opinion on the adequacy and operating effectiveness of the company's internal financial control over financial reporting.
- With respect to the other matters to be included in the Auditor's Report in accordance with the requirements of Section 197(16) of the Act, as amended.

In our opinion and to the best of our information and according to the explanations given to us, the remuneration



paid by the Company to its directors during the year is in accordance with the provisions of section 197 of the Act.

- (i) With respect to the other matters to be included in the Auditor's Report in accordance with Rule 11 of the Companies (Audit and Auditors) Rules, 2014, in our opinion and to the best of our information and according to the explanations given to us:
- i. The Company has disclosed the details of the pending litigations and its impact on the financial position in its separate financial statements have

been disclosed in Note No. 46.2.1 to 46.2.22 of Notes to the Separate Financial Statements for the year ended 31<sup>st</sup> March 2021.

- ii. The Company did not have any long-term contracts including derivative contracts for which there were any material foreseeable losses.
- iii. There has been no delay in transferring amounts, required to be transferred, to the Investor Education and Protection Fund by the Company.

For **SRSV & ASSOCIATES**

Chartered Accountants

Firm Registration No.: 015041S

**P. SANTHANAM**

Partner

Membership No.: 018697

UDIN: 21018697AAAADS3420

Place: Chennai

Date: 24<sup>th</sup> May, 2021

For **RAMAKRISHNA RAJA AND CO**

Chartered Accountants

Firm Registration No.: 005333S

**M. VIJAYAN**

Partner

Membership No.: 026972

UDIN: 21026972AAAADP4394

## “ANNEXURE A” TO THE INDEPENDENT AUDITOR’S REPORT

With reference to the Annexure A referred to in the Independent Auditor’s Report to the company on the separate financial statements for the year ended 31<sup>st</sup> March 2021, we report the following:

### i. Fixed Assets

- a) The company has maintained proper records showing full particulars, including quantitative details and situation of fixed assets.
- b) As explained to us, all the fixed assets have been physically verified by the management in a phased periodical manner, which in our opinion is reasonable, having regard to the size of the Company and nature of its assets. According to the information and explanations given to us, no material discrepancies were noticed on such physical verification.
- c) According to the information and explanation given to us, the title deeds of immovable properties of the Company are held in the name of the Company.

In respect of immovable properties taken on lease and disclosed as right of use assets in the separate financial statements the lease agreements are in the name of company.

### ii. Inventory

- a) The management has conducted the physical verification of inventory at reasonable intervals.
- b) The discrepancies noticed on verification between the physical stocks and the books records were properly dealt with in the books of accounts and were not material.

iii. The company has granted loan to a party listed in the register maintained under Section 189 of the Act. The maximum outstanding at any time during the year was ₹ 68.07 Crores (Previous year ₹ 42.08 Crores) and the amount outstanding as on 31<sup>st</sup> March 2021 is ₹ 58.02 Crores (Previous year ₹ 41.68 Crores).

- a) In our opinion, the terms and conditions on which the loan has been granted to the party listed in the register maintained under section 189 of the Act are not prejudicial to the interest of the Company.
- b) The payment of the principal and the interest wherever applicable are regular.
- c) There are no overdue amounts in respect of the loan granted to a party listed in the register maintained under section 189 of the Act.

iv. In our opinion and according to the information and explanations given to us, the Company has complied with the provisions of Section 185 and 186 of the Companies Act 2013 in respect of loans, investments, guarantees and security.

v. In our opinion and according to the information and explanations given to us the company has not accepted any deposits during the year. Accordingly, reporting under this clause does not arise.

vi. The Company is maintaining the cost records which have been specified by the Central Government under section 148 (1) of the Companies Act 2013.

### vii. Undisputed and disputed taxes and duties

- a) According to the records of the Company and information and explanations given to us, the company is regular in depositing undisputed statutory dues including provident fund, employees’ state insurance, income-tax, duty of customs, goods and services tax, cess and any other statutory dues with the appropriate authorities. No undisputed amounts payable in respect of the above were in arrear as at 31<sup>st</sup> March 2021 for a period of more than six months from the date they become payable.
- b) As at 31<sup>st</sup> March 2021 according to the records of the Company, the following are the particulars of the disputed dues on account of sales tax, income tax, customs duty, wealth tax, service tax and cess, which have not been deposited on account of dispute:

₹ In Crores

SI. No.	Name of the Statute	Forum where dispute is pending	Period to which it relates	31-03-2021	31-03-2020
1	VAT / CST Act / Entry Tax	Assessing Authority	1990-91 to 2010-11	0.46	0.46
		Assistant/Deputy Commissioner, Appeals	1990-91 to 2010-11 & 2013-14 to 2016-17	1.22	1.22
		Appellate Tribunal	1990-91 to 2010-11 & 2013-14	5.81	5.81
		High Court	1990-91 to 2010-11	1.06	1.06
2	Central Excise Act & Cenvat Credit Rules	Assistant/Deputy / Additional Commissioner	2004-05 to 2017-18	121.61	123.34
		Commissioner Appeals	1997-98, 2004-05 to 2016-17	2.61	0.62
		Appellate Tribunal	2004-05 to 2017-18	114.52	132.62
		High Court	2006-07 to 2011-12	77.74	58.45
		Supreme Court	2004-05 to 2013-14	20.82	20.82
3	Income Tax Act	Commissioner Appeals	2010-11 & 2015-16	26.93	28.35
		Dispute Resolution Panel	2015-16	12.50	-
		Appellate Tribunal	2009-10, 2011-12 to 2013-14	24.82	25.29
		High Court	1999-2000	0.09	-
<b>Total</b>				<b>410.19</b>	<b>398.04</b>

- viii. Based on our audit procedures and according to the information and explanations given to us by the management, we are of the opinion that the company has not defaulted in repayment of loans or borrowings to a financial institution, bank, Government or debenture holders.
- ix. The company has not raised money by way of initial public offer or further public offer during the Current year. The Company has raised term loans from banks/institutions and Non-convertible debentures during the year and the proceeds have been applied for the purposes for which they were raised.
- x. In our opinion and according to the information and explanations given to us, we report that no fraud by the company or on the company by its officers or employees has been noticed or reported during the year.
- xi. In our opinion, the managerial remuneration has been paid or provided in accordance with the requisite approvals mandated by the provisions of Section 197 read with Schedule V to the Companies Act, 2013.
- xii. In our opinion, the Company is not a Nidhi Company. Accordingly, clause (xii) of Para 3 of the Order 2016 is not applicable to the Company.
- xiii. In our opinion and according to the information and explanation given to us, all transactions with the related parties are in compliance with sections 177 and 188 of Companies Act, 2013 where applicable and the details have been disclosed in the Separate Financial Statements, as required by the applicable accounting standards.
- xiv. According to the information and explanations given to us, the Company has not made a preferential allotment or private placement shares or fully or partly convertible debentures during the year under review. Accordingly, the provisions of clause (xiv) of Para 3 of the Order are not applicable to the Company.
- xv. In our opinion and according to the information and explanations given to us, the Company has not entered into any non - cash transactions with directors or persons connected with the Directors. Accordingly, provisions of clause (xv) of Para 3 of the Order are not applicable to the Company.
- xvi. In our opinion and according to the information and explanations given to us, the Company is not required to be registered under Section 45-IA of the Reserve Bank of India Act, 1934. Accordingly, the provision of clause (xvi) of Para 3 of the Order 2016 is not applicable to the Company.

For **SRSV & ASSOCIATES**  
Chartered Accountants  
Firm Registration No.: 015041S

**P. SANTHANAM**  
Partner  
Membership No.: 018697  
UDIN: 21018697AAAADS3420

Place: Chennai  
Date: 24<sup>th</sup> May, 2021

For **RAMAKRISHNA RAJA AND CO**  
Chartered Accountants  
Firm Registration No.: 005333S

**M. VIJAYAN**  
Partner  
Membership No.: 026972  
UDIN: 21026972AAAADP4394

## “ANNEXURE B” TO THE INDEPENDENT AUDITOR’S REPORT

of even date on the Separate Financial Statements Prepared in Accordance with the Indian Accounting Standards of The Ramco Cements Limited.

### Report on the Internal Financial Controls under Clause (i) of Sub-section 3 of Section 143 of the Companies Act, 2013 (“the Act”)

We have audited the internal financial controls over financial reporting of M/s. THE RAMCO CEMENTS LIMITED (“the Company”) as of March 31, 2021 in conjunction with our audit of the separate financial statements of the Company for the year ended on that date.

### Management’s Responsibility for Internal Financial Controls

The Company’s management is responsible for establishing and maintaining internal financial controls based on the internal control over financial reporting criteria established by the Company considering the essential components of internal control stated in the Guidance Note on Audit of Internal Financial Controls Over Financial Reporting issued by the Institute of Chartered Accountants of India (ICAI). These responsibilities include the design, implementation and maintenance of adequate internal financial controls that were operating effectively for ensuring the orderly and efficient conduct of its business, including adherence to company’s policies, the safeguarding of its assets, the prevention and detection of frauds and errors, the accuracy and completeness of the accounting records, and the timely preparation of reliable financial information, as required under the Companies Act, 2013.

### Auditors’ Responsibility

Our responsibility is to express an opinion on the Company’s internal financial controls over financial reporting based on our audit. We conducted our audit in accordance with the Guidance Note on Audit of Internal Financial Controls Over Financial Reporting (the “Guidance Note”) and the Standards on Auditing, issued by ICAI and deemed to be prescribed under section 143(10) of the Companies Act, 2013, to the extent applicable to an audit of internal financial controls, both applicable to an audit of Internal Financial Controls and, both issued by the Institute of Chartered Accountants of India. Those Standards and the Guidance Note require that we comply with ethical requirements and plan and perform the audit to obtain reasonable assurance about whether adequate internal financial controls over financial

reporting was established and maintained and if such controls operated effectively in all material respects.

Our audit involves performing procedures to obtain audit evidence about the adequacy of the internal financial controls system over financial reporting and their operating effectiveness. Our audit of internal financial controls over financial reporting included obtaining an understanding of internal financial controls over financial reporting, assessing the risk that a material weakness exists, and testing and evaluating the design and operating effectiveness of internal control based on the assessed risk. The procedures selected depend on the auditor’s judgement, including the assessment of the risks of material misstatement of the financial statements, whether due to fraud or error.

We believe that the audit evidence we have obtained is sufficient and appropriate to provide a basis for our audit opinion on the Company’s internal financial controls system over financial reporting.

### Meaning of Internal Financial Controls Over Financial Reporting

A company’s internal financial control over financial reporting is a process designed to provide reasonable assurance regarding the reliability of financial reporting and the preparation of financial statements for external purposes in accordance with generally accepted accounting principles. A company’s internal financial control over financial reporting includes those policies and procedures that (1) pertain to the maintenance of records that, in reasonable detail, accurately and fairly reflect the transactions and dispositions of the assets of the company; (2) provide reasonable assurance that transactions are recorded as necessary to permit preparation of financial statements in accordance with generally accepted accounting principles, and that receipts and expenditures of the company are being made only in accordance with authorizations of management and directors of the company; and (3) provide reasonable assurance regarding prevention or timely detection of unauthorized acquisition, use, or disposition of the company’s assets that could have a material effect on the financial statements.



### **Inherent Limitations of Internal Financial Controls Over Financial Reporting**

Because of the inherent limitations of internal financial controls over financial reporting, including the possibility of collusion or improper management override of controls, material misstatements due to error or fraud may occur and not be detected. Also, projections of any evaluation of the internal financial controls over financial reporting to future periods are subject to the risk that the internal financial control over financial reporting may become inadequate because of changes in conditions, or that the degree of compliance with the policies or procedures may deteriorate.

For **SRSV & ASSOCIATES**  
Chartered Accountants  
Firm Registration No.: 015041S

**P. SANTHANAM**  
Partner  
Membership No.: 018697  
UDIN: 21018697AAAADS3420

Place: Chennai  
Date: 24<sup>th</sup> May, 2021

### **Opinion**

In our opinion, and to the best of our information and according to the explanations given to us, the Company has, in all material respects, an adequate internal financial controls system over financial reporting and such internal financial controls over financial reporting were operating effectively as at March 31<sup>st</sup>, 2021, based on the internal control over financial reporting criteria established by the Company considering the essential components of internal control stated in the Guidance Note on Audit of Internal Financial Controls Over Financial Reporting issued by the Institute of Chartered Accountants of India.

For **RAMAKRISHNA RAJA AND CO**  
Chartered Accountants  
Firm Registration No.: 005333S

**M. VIJAYAN**  
Partner  
Membership No.: 026972  
UDIN: 21026972AAAADP4394

# BALANCE SHEET

as at 31<sup>st</sup> March 2021

₹ in Crores

Particulars	Note No.	31-03-2021	31-03-2020
<b>ASSETS</b>			
<b>Non-Current Assets</b>			
Property, Plant and Equipment	6	6,662.86	5,731.63
Capital Work in Progress	7	2,325.46	1,814.27
Investment Property	8	236.02	238.81
Intangible Assets	9	57.71	56.66
Intangible Assets under Development	10	29.73	26.10
Investments in Subsidiaries & Associates	11	173.04	163.09
Financial Assets			
<i>Other Investments</i>	12	27.88	25.61
<i>Loans</i>	13	70.40	60.05
<i>Other Financial Assets</i>	14	21.36	18.86
Other Non-Current Assets	15	290.14	343.95
		<b>9,894.60</b>	<b>8,479.03</b>
<b>Current Assets</b>			
Inventories	16	597.90	645.26
Financial Assets			
<i>Trade Receivables</i>	17	375.18	526.85
<i>Cash and Cash Equivalents</i>	18	106.14	61.20
<i>Bank Balances other than Cash and Cash Equivalents</i>	19	35.72	30.22
<i>Loans</i>	20	27.70	29.79
<i>Other Financial Assets</i>	21	133.50	102.43
Current Tax Assets	22	0.70	2.29
Other Current Assets	23	174.32	169.93
		<b>1,451.16</b>	<b>1,567.97</b>
<b>Total Assets</b>		<b>11,345.76</b>	<b>10,047.00</b>
<b>EQUITY &amp; LIABILITIES</b>			
<b>Equity</b>			
Equity Share Capital	24	23.59	23.56
Other Equity	25	5,603.21	4,895.00
		<b>5,626.80</b>	<b>4,918.56</b>
<b>Non Current Liabilities</b>			
Financial Liabilities			
<i>Borrowings</i>	26	2,162.62	1,832.34
<i>Lease Liabilities</i>	27	7.95	8.06
Provisions	28	32.06	24.03
Deferred Tax Liabilities (net)	29	1,087.65	917.23
Deferred Government Grants	30	11.45	12.83
		<b>3,301.73</b>	<b>2,794.49</b>
<b>Current Liabilities</b>			
Financial Liabilities			
<i>Borrowings</i>	31	939.10	1,191.75
<i>Lease Liabilities</i>	31a	0.11	0.10
<i>Trade Payables</i>	32		
- <i>Total outstanding dues of micro enterprises and small enterprises</i>		4.15	14.15
- <i>Total outstanding dues of creditors other than micro enterprises and small enterprises</i>		359.28	327.29
<i>Other Financial Liabilities</i>	33	890.82	668.15
Other Current Liabilities	34	190.38	102.09
Provisions	35	32.01	29.04
Deferred Government Grants	36	1.38	1.38
		<b>2,417.23</b>	<b>2,333.95</b>
<b>Total Equity and Liabilities</b>		<b>11,345.76</b>	<b>10,047.00</b>
<i>Significant Accounting Policies, Judgments and Estimates</i>	1 - 5		
<i>See accompanying notes to the financial statements</i>	6 - 64		

As per our report annexed

**For SRSV & ASSOCIATES**  
Chartered Accountants  
Firm Registration Number: 015041S

**P. SANTHANAM**  
Partner  
Membership No. 018697  
Chennai

24-05-2021

**For RAMAKRISHNA RAJA AND CO**  
Chartered Accountants  
Firm Registration Number: 005333S

**M. VIJAYAN**  
Partner  
Membership No. 026972  
Chennai

**P.R. VENKETRAMA RAJA**  
Chairman and Managing Director  
Rajapalayam

**A.V. DHARMAKRISHNAN**  
Chief Executive Officer  
Chennai

**S. VAITHIYANATHAN**  
Chief Financial Officer  
Chennai

**K.SELVANAYAGAM**  
Secretary  
Chennai

# STATEMENT OF PROFIT AND LOSS

for the year ended 31<sup>st</sup> March 2021

Particulars	Note No.	₹ in Crores	
		31-03-2021	31-03-2020
<b>INCOME</b>			
Revenue from operations	37	5,268.44	5,368.44
Other Income	38	34.64	37.20
<b>Total Income</b>		<b>5,303.08</b>	<b>5,405.64</b>
<b>EXPENSES</b>			
Cost of Materials Consumed	39	818.84	921.15
Changes in Inventories of Finished Goods and Work-in-progress	40	46.52	(47.39)
Employee Benefits Expense	41	402.13	368.20
Finance Costs	42	87.62	71.35
Depreciation and Amortization Expense	43	355.30	315.26
Transportation and Handling Expenses		1,026.08	1,137.90
Power and Fuel		794.67	1,050.87
Other Expenses	44	641.11	810.79
		<b>4,172.27</b>	<b>4,628.13</b>
Less: Captive Consumption of finished goods		8.87	9.70
<b>Total Expenses</b>		<b>4,163.40</b>	<b>4,618.43</b>
<b>Profit Before Tax</b>		<b>1,139.68</b>	<b>787.21</b>
<b>Tax Expenses</b>	<b>29</b>		
Current Tax		245.63	139.02
Current Tax adjustments of earlier years		(1.61)	0.24
<b>Net Current tax expenses</b>		<b>244.02</b>	<b>139.26</b>
Deferred Tax		115.80	74.28
MAT Credit Recognition		-	(36.74)
Deferred tax adjustments of earlier years		18.78	9.32
<b>Net Deferred tax expenses</b>		<b>134.58</b>	<b>46.86</b>
<b>Total Tax Expenses</b>		<b>378.60</b>	<b>186.12</b>
<b>PROFIT FOR THE YEAR</b>	<b>A</b>	<b>761.08</b>	<b>601.09</b>
<b>OTHER COMPREHENSIVE INCOME</b>			
<b>Items that will not be reclassified to Profit or Loss</b>			
Remeasurement losses on defined benefit obligations, net	41	(7.94)	(10.54)
Tax credit on above	29	2.77	3.68
Fair value gain / (loss) on Equity Instruments through OCI	12	2.04	(0.95)
<b>TOTAL OTHER COMPREHENSIVE INCOME FOR THE YEAR</b>	<b>B</b>	<b>(3.13)</b>	<b>(7.81)</b>
<b>TOTAL COMPREHENSIVE INCOME FOR THE YEAR</b>	<b>(A) + (B)</b>	<b>757.95</b>	<b>593.28</b>
<b>Earnings per equity share of face value of ₹ 1 each</b>	<b>51</b>		
Basic EPS in ₹		32	25
Diluted EPS in ₹		32	25
<i>Significant Accounting Policies, Judgments and Estimates</i>	1 - 5		
<i>See accompanying notes to the financial statements</i>	6 - 64		

As per our report annexed

For **SRSV & ASSOCIATES**  
Chartered Accountants  
Firm Registration Number: 015041S

**P. SANTHANAM**  
Partner  
Membership No. 018697  
Chennai

24-05-2021

For **RAMAKRISHNA RAJA AND CO**  
Chartered Accountants  
Firm Registration Number: 005333S

**M. VIJAYAN**  
Partner  
Membership No. 026972  
Chennai

**P.R. VENKETRAMA RAJA**  
Chairman and Managing Director  
Rajapalayam

**A.V. DHARMAKRISHNAN**  
Chief Executive Officer  
Chennai

**S. VAITHIYANATHAN**  
Chief Financial Officer  
Chennai

**K.SELVANAYAGAM**  
Secretary  
Chennai

# STATEMENT OF CHANGES IN EQUITY

for the year ended 31<sup>st</sup> March 2021

## A. Equity Share Capital [Refer Note No.24]

	₹ in Crores
Balance as at 01-04-2019	23.56
Changes in Equity Share Capital during the year 2019-20	-
Balance as at 31-03-2020	23.56
Changes in Equity Share Capital during the year 2020-21	0.03
Balance as at 31-03-2021	23.59

## B. Other Equity [Refer Note No.25]

Particulars	Reserves and Surplus				Items of OCI			Total Other Equity	
	Share Application money pending Allotment	Capital Redemption Reserve	Securities Premium	Employee Stock Options Reserve	General Reserve	Retained Earnings	FVTOCI Equity Instruments		Remeasurements of Defined Benefit Obligations
<b>Other Equity as at 01-04-2019</b>	-	1.63	-	-	4,230.86	200.00	4.06	-	4,436.55
Add: Profit for the year	-	-	-	-	-	601.09	-	-	601.09
Add: Other Comprehensive Income	-	-	-	-	-	-	(0.95)	(6.86)	(7.81)
<b>Total Comprehensive Income</b>	-	-	-	-	-	601.09	(0.95)	(6.86)	593.28
Add: Reserve created for ESOP granted during the year	-	-	-	21.52	-	-	-	-	21.52
Less: Transfer to Retained Earnings	-	-	-	-	-	-	-	(6.86)	(6.86)
Less: Transfer to General Reserve	-	-	-	-	437.88	437.88	-	-	437.88
Add: Transfer from Retained Earnings	-	-	-	-	-	(6.86)	-	-	(6.86)
Add: Transfer from OCI	-	-	-	-	-	156.35	-	-	156.35
Less: Dividend and Dividend Distribution Tax	-	-	-	-	-	-	3.11	-	-
<b>Other Equity as at 31-03-2020</b>	-	1.63	-	21.52	4,668.74	200.00	3.11	-	4,895.00
Add: Profit for the year	-	-	-	-	-	761.08	-	-	761.08
Add: Other Comprehensive Income for the year	-	-	-	-	-	-	2.04	(5.17)	(3.13)
<b>Total Comprehensive Income</b>	-	-	-	-	-	761.08	2.04	(5.17)	757.95
Add: Proceeds from issue of equity shares pursuant to exercise of stock options	1.59	-	-	-	-	-	-	-	1.59
Less: Allotment of equity shares pursuant to exercise of stock options - Face value portion	1.56	-	-	20.68	-	-	-	-	22.24
Less: Allotment of equity shares pursuant to exercise of stock options (Exercise price - Face value)	0.03	-	-	-	-	-	-	-	0.03
Add: Amount credited pursuant to exercise of stock options upon allotment of equity shares	-	-	22.24	-	-	-	-	-	22.24
Add: Reserve created for ESOP granted during the year	-	-	-	19.54	-	-	-	-	19.54
Less: Transfer to Retained Earnings	-	-	-	-	-	-	-	(5.17)	(5.17)
Less: Transfer to General Reserve	-	-	-	-	685.07	685.07	-	-	685.07
Add: Transfer from Retained Earnings	-	-	-	-	685.07	-	-	-	685.07
Add: Transfer from OCI	-	-	-	-	-	(5.17)	-	-	(5.17)
Less: Dividend (including TDS on Dividends)	-	-	-	-	-	70.84	-	-	70.84
<b>Other Equity as at 31-03-2021</b>	-	1.63	22.24	20.38	5,353.81	200.00	5.15	-	5,603.21

As per our report annexed

### For SRSV & ASSOCIATES

Chartered Accountants  
Firm Registration Number: 015041S

### P. SANTHANAM

Partner  
Membership No. 018697  
Chennai

24-05-2021

### For RAMAKRISHNA RAJA AND CO

Chartered Accountants  
Firm Registration Number: 0053333S

### M. VIJAYAN

Partner  
Membership No. 026972  
Chennai

### P.R. VENKETRAMA RAJA

Chairman and Managing Director  
Rajapalayam

### A.V. DHARMAKRISHNAN

Chief Executive Officer  
Chennai

### S. VAITHIYANATHAN

Chief Financial Officer  
Chennai

### K.SELVANAYAGAM

Secretary  
Chennai



# STATEMENT OF CASH FLOWS

for the year ended 31<sup>st</sup> March 2021

₹ in Crores

Particulars	31-03-2021	31-03-2020
<b>Cash Flow from Operating Activities</b>		
<b>Profit Before Tax</b>	1,139.68	787.21
<i>Adjustments to reconcile profit before tax to net cash flows:</i>		
Depreciation & Amortization	355.30	315.26
Profit on sale of Property, Plant & Equipment and Investment Property, net	(0.09)	(0.17)
Impairment allowance for trade receivables	0.31	0.14
Bad Debts written off	2.27	-
Interest Income	(11.99)	(14.09)
Dividend Income	(1.41)	(1.43)
Grant Income	(1.38)	(2.26)
Employee Stock Options expense	19.54	21.52
Cash flow arising out of Actuarial loss on defined benefit obligations	(7.94)	(10.54)
Fair value (gain) / loss on Mutual funds	(0.21)	0.17
Lease Rental Receipts	(9.97)	(10.39)
Finance costs	87.62	71.35
Provisions / Other non-cash adjustments	13.20	12.94
<b>Operating Profit before Working Capital changes</b>	<b>1,584.93</b>	<b>1,169.71</b>
<i>Movements in Working capital:</i>		
Inventories	47.36	(85.59)
Trade receivables and other assets	130.54	(110.32)
Trade payables and other liabilities	329.70	(96.21)
<b>Cash generated from Operations</b>	<b>2,092.53</b>	<b>877.59</b>
Direct Taxes paid	(207.73)	(137.63)
<b>Net Cash generated from Operating Activities</b> <b>A</b>	<b>1,884.80</b>	<b>739.96</b>
<b>Cash Flow from Investing Activities</b>		
Purchase of Property, Plant & Equipment, Intangible Asset & Investment Properties Including CWIP, Capital Advances and payable for capital goods	(1,766.28)	(1,919.94)
Proceeds from Sale of Property, Plant & Equipment and Investment Properties	1.08	0.64
Interest received	9.43	13.80
Dividend received	1.37	1.38
Loans given to Subsidiaries & Associates	(16.34)	(23.73)
Investment in Equity Shares of Associates	(9.95)	(15.00)
Lease Rental Receipts	9.97	10.39
<b>Net Cash used in Investing Activities</b> <b>B</b>	<b>(1,770.72)</b>	<b>(1,932.46)</b>
<b>Cash Flow from Financing Activities</b>		
Proceeds from issue of equity shares, pursuant to exercise of stock options	1.59	-
Proceeds from Long Term Borrowings	1,111.65	1,522.98
Repayment of Long Term Borrowings	(558.36)	(203.92)
Proceeds from / (Repayment) of Short Term Borrowings, net	(477.94)	107.99
Payment of principal portion of lease liabilities	(0.10)	(0.04)
Payment of Dividend including TDS on dividends / Dividend distribution tax	(70.84)	(156.35)
Interest paid including interest on lease liabilities	(69.64)	(57.99)
<b>Net Cash generated from / (used in) Financing Activities</b> <b>C</b>	<b>(63.64)</b>	<b>1,212.67</b>
<b>Net Increase in Cash and Cash equivalents</b> <b>D = (A+B+C)</b>	<b>50.44</b>	<b>20.17</b>
<b>Opening balance of Cash and Cash equivalents</b> <b>E</b>	<b>91.42</b>	<b>71.25</b>
<b>Closing balance of Cash and Cash equivalents</b> <b>D + E</b>	<b>141.86</b>	<b>91.42</b>

# STATEMENT OF CASH FLOWS

for the year ended 31<sup>st</sup> March 2021

## Notes

(i) The above Statement of Cash Flows has been prepared under the 'Indirect Method' as set out in the Ind AS 7 on Statement of Cash Flows.

(ii) For the purpose of Statement of Cash Flows, Cash and Cash Equivalents comprise of the following: ₹ in Crores

Particulars	31-03-2021	31-03-2020
Cash and cash equivalents [Refer Note No.18]	106.14	61.20
Bank Balances other than cash and cash equivalents [Refer Note No.19]	35.72	30.22
<b>Cash and Bank Balances for Statement of Cash Flows</b>	<b>141.86</b>	<b>91.42</b>

(iii) Reconciliation of changes in liabilities arising from Financing Activities pertaining to Borrowings: ₹ in Crores

Particulars	31-03-2021	31-03-2020
Balance at the beginning of the year		
Long Term Borrowings	1,832.34	701.18
Short Term Borrowings	1,191.75	896.01
Long Term Lease Liabilities	8.06	-
Short Term Lease Liabilities	0.10	-
Interest accrued	10.77	1.36
<b>Sub-total Balance at the beginning of the year</b>	<b>3,043.02</b>	<b>1,598.55</b>
Cash flows during the year		
Proceeds from Long Term Borrowings	1,111.65	1,522.98
Repayment of Long Term Borrowings	(558.36)	(203.92)
Proceeds from / (Repayment) of Short Term Borrowings, net	(477.94)	107.99
Payment of principal portion of lease liabilities	(0.10)	(0.04)
Interest paid including interest on lease liabilities	(69.64)	(57.99)
<b>Sub-total Cash flows during the year</b>	<b>5.61</b>	<b>1,369.02</b>
Non-cash changes		
Interest accrual for the year	87.62	71.35
Unwinding of discounts on provisions	(2.72)	(1.97)
Initial recognition of lease liability for Right-of-use asset	-	8.10
Interest accrued on lease liabilities net of its lease payments recognised as cost of asset	-	0.09
Recognition of difference between fair value of Soft Loan from Government and transaction value as Deferred Government Grant	-	(2.12)
<b>Sub-total Non-cash changes during the year</b>	<b>84.90</b>	<b>75.45</b>
Balance at the end of the year		
Long Term Borrowings	2,162.62	1,832.34
Short Term Borrowings	939.10	1,191.75
Long Term Lease Liabilities	7.95	8.06
Short Term Lease Liabilities	0.11	0.10
Interest accrued	23.75	10.77
<b>Balance at the end of the year</b>	<b>3,133.53</b>	<b>3,043.02</b>
See accompanying notes to the financial statements	6 - 64	

As per our report annexed

**For SRSV & ASSOCIATES**  
Chartered Accountants  
Firm Registration Number: 015041S

**P. SANTHANAM**  
Partner  
Membership No. 018697  
Chennai

24-05-2021

**For RAMAKRISHNA RAJA AND CO**  
Chartered Accountants  
Firm Registration Number: 005333S

**M. VIJAYAN**  
Partner  
Membership No. 026972  
Chennai

**P.R. VENKETRAMA RAJA**  
Chairman and Managing Director  
Rajapalayam

**A.V. DHARMAKRISHNAN**  
Chief Executive Officer  
Chennai

**S. VAITHIYANATHAN**  
Chief Financial Officer  
Chennai

**K.SELVANAYAGAM**  
Secretary  
Chennai

# NOTES TO THE SEPARATE FINANCIAL STATEMENTS

for the year ended 31<sup>st</sup> March 2021

## 1. Corporate Information

The Ramco Cements Limited (“the Company”) is a Public Limited company domiciled and headquartered in India and incorporated under the provisions of the Companies Act 1956. The Registered office of the Company is located at “Ramamandiram”, Rajapalayam - 626 117, Tamilnadu. The Company’s shares are listed in BSE Limited and National Stock Exchange of India Limited.

The Company is engaged in manufacture of Cement, Ready Mix Concrete and Dry Mortar products. The Company caters mainly to the domestic markets. The Company also sells cement in Srilanka through its branch operations and in Maldives through merchant exports. The Company is also engaged in sale of surplus electricity generated from its windmills after meeting its captive requirements.

The financial statements of the Company for the year were approved and adopted by Board of Directors of the Company in their meeting dated 24-05-2021.

## 2. Statement of Ind AS Compliance

The financial statements are prepared in accordance with Indian Accounting Standards (Ind AS) notified under section 133 of the Companies Act, 2013 read with Companies (Indian Accounting Standards) Rules 2015, as amended from time to time.

## 3. Basis of Preparation of Separate Financial Statements

- 3.1 The significant accounting policies used in preparing the financial statements are set out in Note No.4.
- 3.2 The Company has considered its operating cycle to be 12 months for the purpose of Current and Non-current classification of assets and liabilities.
- 3.3 An asset is classified as current when it is expected to be realised or intended to be sold or consumed in the normal operating cycle, or held primarily for the purpose of trading or expected to be realised within 12 months after the reporting period, or cash or cash equivalents unless restricted from being exchanged or used to settle a liability 12 months after the reporting period. All other assets are classified as non-current.
- 3.4 A liability is classified as current when it is expected to be settled in normal operating cycle, or held primarily for the purpose of trading or due for settlement within

12 months after the reporting period, or there is no unconditional right to defer the settlement of the liability for at least 12 months after the reporting period. All other liabilities are classified as non-current.

3.5 The financial statements are presented in Indian Rupees, which is the Company’s functional currency, rounded to the nearest Crores with two decimals. The amount below the round off norm adopted by the Company is denoted as ₹ 0.00 Crores.

3.6 Previous year figures have been regrouped / restated, wherever necessary and appropriate.

## Basis of Measurement

3.7 The financial statements have been prepared on accrual basis under historical cost convention except for certain financial instruments (Refer Note No. 4.18 - Accounting Policy for Financial Instruments), defined benefit plan assets and employee stock options which are measured at fair value.

## 4. Significant Accounting Policies

### 4.1 Inventories

4.1.1 Raw-materials, Stores & Spares, Fuel, Packing materials etc., are valued at cost, computed on a moving weighted average basis including the cost incurred in bringing the inventories to their present location and condition after providing for obsolescence and other losses or net realisable value whichever is lower. However, these items are considered to be realisable at cost, if the finished products, in which they will be used, are expected to be sold at or above cost.

4.1.2 Process stock is valued at weighted average cost including the cost of conversion with systematic allocation of production overheads based on normal capacity of production facilities but excluding borrowing cost, or net realisable value whichever is lower. Factory administration overheads to the extent attributable to bring the inventories to their present location and condition are also included in the valuation of Process stock.

Finished goods are valued at cost or net realisable value whichever is lower. Cost includes cost of conversion with systematic allocation of production overheads based on normal capacity of production facilities and other costs but excluding borrowing cost, incurred in bringing the inventory to their present

location and condition. Finished goods include stock-in-trade also which comprises cost of purchase and other cost incurred in bringing the inventories to the present location and condition. Cost is determined on a moving weighted average basis.

Net realisable value is the estimated selling price in the ordinary course of business less estimated costs of completion and estimated costs necessary to make the sale.

## 4.2 Statement of Cash Flows

4.2.1 Cash flows are presented using indirect method, whereby profit / (loss) before tax is adjusted for the effects of transactions of non-cash nature and any deferrals or accruals of past or future cash receipts or payments.

4.2.2 Cash comprises cash on hand and demand deposits with banks. Cash equivalents are short-term balances with original maturity of less than 3 months, highly liquid investments that are readily convertible into cash, which are subject to insignificant risk of changes in value.

4.2.3 Bank borrowings are generally considered to be financing activities. However, where bank overdrafts that are repayable on demand form an integral part of an entity's cash management, bank overdrafts are included as a component of cash and cash equivalents for the purpose of Statement of Cash flows.

## 4.3 Dividend distribution to Equity shareholders

Interim dividend paid is recognised on approval by Board of Directors. Final dividend distribution to shareholders is recognised in the period in which the dividends are approved by the shareholders. Dividend together with applicable TDS are recognised directly in Equity.

## 4.4 Income Taxes

4.4.1 Current tax is the amount of tax payable on the taxable income for the year as determined in accordance with the applicable tax rates, the provisions of the Income Tax Act, 1961 and other applicable tax laws including the relevant transfer pricing regulations prescribed thereunder, read with applicable judicial precedents or interpretations, wherever relevant.

4.4.2 Current tax assets and liabilities are offset, when the Company has legally enforceable right to set off the recognised amounts and intends to settle the asset and the liability on a net basis.

4.4.3 Deferred tax is recognised using the balance sheet approach on temporary differences between the tax bases of assets and liabilities and their carrying amounts for financial reporting at the reporting date.

4.4.4 Minimum Alternate Tax (MAT) paid in accordance with the tax laws, which gives future economic benefits in the

form of adjustment to future tax liability, is recognised as an asset viz. MAT Credit Entitlement, to the extent there is convincing evidence that the Company will pay normal Income tax and it is highly probable that future economic benefits associated with it will flow to the Company during the specified period. The Company reviews the "MAT Credit Entitlement" at each Balance Sheet date and writes down the carrying amount of the same to the extent there is no longer convincing evidence to the effect that the Company will pay normal Income tax during the specified period. The MAT Credit Entitlement being unused tax credits that are carried forward by the Company for a specified period, is grouped under Deferred Tax.

4.4.5 Deferred tax assets and liabilities are measured at the tax rates that are expected to apply in the year where the asset is realised or the liability is settled, based on tax rates (and tax laws) that have been enacted or substantively enacted at the reporting date.

4.4.6 Deferred tax assets and liabilities are offset if such items relate to taxes on income levied by same governing tax laws and the Company has legally enforceable right to set off current tax assets against current tax liabilities.

4.4.7 Both current tax and deferred tax relating to items recognised outside the Profit or Loss is recognised either in "Other Comprehensive Income" or directly in "Equity" as the case may be.

## 4.5 Property, plant and equipments (PPE)

4.5.1 PPEs are stated at cost of acquisition or construction less accumulated depreciation and impairment losses if any, except freehold land which is carried at cost. The cost comprises of purchase price, import duties, non-refundable purchase taxes (net of tax credits wherever applicable), borrowing cost if capitalisation criteria are met and directly attributable cost of bringing the asset to its working condition for the intended use.

Subsequent expenditures are recognised as a separate asset, as appropriate, only when it is probable that future economic benefits associated with the item will flow to the company and the cost of the item can be measured reliably.

Spares which meet the definition of PPE are capitalised from the date when it is available for use. Other expenses on fixed assets, including day-to-day repair and maintenance expenditure and cost of replacing parts that does not meet the capitalisation criteria are charged to the Statement of Profit and Loss for the period during which such expenses are incurred.

The company identifies the significant parts of plant and equipment separately which are required to be replaced at intervals. Such parts are depreciated separately



based on their specific useful lives. The cost of replacement of significant parts are capitalised and the carrying amount of replaced parts are de-recognised.

The cost of major inspection / overhauling is recognised in the carrying amount of the item of PPE as a replacement if the recognition criteria are satisfied. Any remaining carrying amount of the cost of the previous inspection/overhauling (as distinct from physical parts) is de-recognised.

The present value of the expected cost for the decommissioning of PPE after its use, if materially significant, is included in the cost of the respective asset when the recognition criteria are met.

Capital Expenditure on tangible assets for research and development is classified as PPE and is depreciated based on the estimated useful life. Other expenditure incurred for research and development are expensed under the respective heads of accounts in the year in which it is incurred.

- 4.5.2 The Company follows the useful lives of the significant parts of certain class of PPE on best estimate basis upon technical advice, as detailed below, that are different from the useful lives prescribed under Part C of Schedule II of the Companies Act, 2013:

Asset type	Useful life ranging from
Buildings	3 to 60 years
Plant and equipments	
- Cement	2 to 60 years
- Ready mix concrete	10 to 25 years
- Dry mortar products	5 to 25 years
Thermal power plants	5 to 60 years
Windmills	5 to 30 years
Workshop and Quarry equipments	8 to 25 years
Mobile Phones	3 years
Motor cars given to employees as per company's scheme	6 to 7 years

- 4.5.3 PPE acquired in full or part exchange for another asset are recorded at the fair market value or the net book value of the asset given up, adjusted for any balancing cash transaction. Fair market value is determined either for the assets acquired or asset given up, whichever is more clearly evident.
- 4.5.4 PPEs are eliminated from the financial statements on disposal or when no further benefit is expected from its use and disposal. Gains or losses arising from disposal, measured as the difference between the net disposal proceeds and the carrying amount of such assets, are recognised in the Statement of Profit and Loss. Amount received towards PPE that are impaired and derecognized in the financial statements, are recognized in Statement of Profit and Loss, when the recognition criteria are met.

4.5.5 Depreciation is the systematic allocation of the depreciable amount of an asset over its useful life on a straight line method. The depreciable amount for assets is the cost of an asset, or other amount substituted for cost, less 5% being its residual value, except for process control systems whose residual value is considered as Nil.

4.5.6 Depreciation for PPE on additions is calculated on pro-rata basis from the date of such additions. For deletion/disposals, the depreciation is calculated on pro-rata basis up to the date on which such assets have been discarded / sold.

4.5.7 The residual values, useful lives and methods of depreciation of property, plant and equipment are reviewed at each reporting date and adjusted prospectively, if appropriate.

**Capital Work in progress / Capital Advances**

4.5.8 Capital work in progress includes cost of property, plant and equipment under installation, under development including related expenses and attributable interest as at the reporting date.

4.5.9 Advances given towards acquisition / construction of PPE outstanding at the reporting date are disclosed as 'Capital Advances' under 'Other Non-Current Assets'.

**4.6 Leases**

4.6.1 The determination of whether an arrangement is, or contains, a lease is based on the substance of the arrangement at the inception date whether fulfilment of arrangement is dependent on the use of an underlying asset and the arrangement conveys the right to control the use of an identified asset for a period of time in exchange for consideration.

**Company as a Lessee**

4.6.2 The company recognises a right-of-use asset and a lease liability at the lease commencement date for all leases whose non-cancellable leases is more than 12 months. The right-of-use asset is initially measured at cost, which comprises the initial amount of the lease liability adjusted for any lease payments made at or before the commencement date, plus any initial direct costs incurred and an estimate of costs to dismantle and remove the underlying asset or to restore the underlying asset or the site on which it is located, less any lease incentives received.

4.6.3 The right-of-use asset is subsequently depreciated using the straight-line method from the commencement date to the earlier of the end of the useful life of the right-of-use asset or the end of the lease term.

4.6.4 The estimated useful lives of right-of-use assets are determined on the same basis as those of property,

plant and equipment. In addition, the right-of-use asset is periodically reduced by impairment losses, if any, and adjusted for certain re-measurements of the lease liability.

4.6.5 The lease liability is initially measured at the present value of the lease payments that are not paid at the commencement date, discounted using the interest rate implicit in the lease or, if that rate cannot be readily determined, company's incremental borrowing rate.

4.6.6 Lease payments included in the measurement of the lease liability comprise the following:

- (a) Fixed payments,
- (b) Variable lease payments that depend on an index or a rate, initially measured using the index or rate as at the commencement date
- (c) Amount expected to be payable under a residual value guarantee
- (d) The exercise price under a purchase option that the company is reasonably certain to exercise, lease payments in an optional renewal period if the company is reasonably certain to exercise an extension option, and penalties for early termination of a lease unless the company is reasonably certain not to terminate early

4.6.7 The lease liability is measured at amortised cost using the effective interest method. It is remeasured when there is a change in future lease payments arising from a change in an index or rate, if there is a change in the company's estimate of the amount expected to be payable under a residual value guarantee, or if company changes its assessment of whether it will exercise a purchase, extension or termination option.

4.6.8 When the lease liability is remeasured in this way, a corresponding adjustment is made to the carrying amount of the right-of-use asset, or is recorded in the Statement of Profit or Loss if the carrying amount of the right-of-use asset has been reduced to zero.

4.6.9 The Company presents right-of-use assets that do not meet the definition of investment property in 'Property, Plant and Equipment' and Lease liabilities as a separate line item on face of the Balance sheet.

4.6.10 The Company has opted not to recognise right-of-use assets and lease liabilities for short-term leases that have a lease term of 12 months or less. The company recognises the lease payments associated with these leases as an expense on a straight-line basis over the lease term.

#### **Company as a Lessor**

4.6.11 The lease arrangements where the risks and rewards incidental to ownership of an asset substantially

vests with the Lessor are recognised as operating lease. Operating lease receipts are recognised in the Statement of Profit and Loss on straight line basis over the lease terms except where the payments are structured to increase in line with the general inflation to compensate for the expected inflationary cost increases. The Company do not have any finance leases arrangements.

## **4.7 Revenue Recognition**

### **4.7.1 Revenue from Operations**

#### **Sale of Products**

Revenue from product sales is recognized when the company transfers control of the product to customers at a point in time. The transaction price is the amount of consideration to which the company expects to be entitled in exchange for transferring goods to the customer. The Company provides discounts to customers on the achievement of the performance criteria based on agreed terms and conditions. There is no significant financing component with regard to sale of products for the company as per Ind AS 115. The company do not have any non-cash consideration.

#### **Power generated from Windmills**

Power generated from windmills that are covered under power purchase agreement with TANGEDCO are recognised at the rate fixed by respective State Electricity Regulatory Commissions, upon transmission of energy to the grids of the State Electricity Board and the same is classified as "Sale of power generated from windmills".

Power generated from windmills that are covered under wheeling & banking arrangement with TANGEDCO, KPTCL & BESCOM are consumed at factories. The monetary values of such power generated that are captively consumed are not recognised as revenue.

#### **Scrap sales**

Scrap sales is recognized when the Company transfers control of the product to customers.

### **4.7.2 Other Income**

Interest income is recognised using the Effective Interest Rate (EIR) method. EIR is the rate that exactly discounts the estimated future cash payments or receipts over the expected life of the financial instrument or a shorter period where appropriate, the gross carrying amount of the financial asset or to the amortised cost of a financial liability.

Dividend income is recognised when the Company's right to receive dividend is established.

Rental income from operating lease on investment properties is recognised on a straight line basis over the term of the relevant lease.

#### 4.8 Employee Benefits

- 4.8.1 Short-term employee benefits viz., Salaries and Wages are recognized as an expense at the undiscounted amount in the Statement of Profit and Loss for the year in which the related service is rendered.
- 4.8.2 Defined Contribution Plan viz., Contributions to Provident Fund and Superannuation Fund are recognized as an expense in the Statement of Profit and Loss for the year in which the employees have rendered services.
- 4.8.3 The Company contributes monthly to Employees' Provident Fund & Employees' Pension Fund administered by the Employees' Provident Fund Organisation, Government of India, at 12% of employee's basic salary. The Company has no further obligations.
- 4.8.4 The Company contributes for Superannuation Fund, a sum equivalent to 15% of the officer's eligible annual basic salary. Out of the said 15% contribution, a sum upto ₹ 1.50 Lacs per annum is remitted to the superannuation fund trust administered by the Company. The funds are managed by HDFC Life Insurance. The balance amount, if any, is either remitted to National Pension System (NPS) subject to applicable ceiling or paid as salary at the option of employees. There are no further obligations in respect of the above contribution plan.
- 4.8.5 The Company contributes to Defined Benefit Plan viz., an approved Gratuity Fund, for its employees including employees in subsidiary company. It is in the form of lump sum payments to vested employees on resignation, retirement, death while in employment or on termination of employment, for an amount equivalent to 15 days' basic salary for each completed year of service. Vesting occurs upon completion of five years of continuous service. Based on the Actuarial Valuation by an independent external actuary, the Company makes annual contributions to the trust administered by the company as at the reporting date using Projected Unit Credit method. The funds are managed by LIC of India.
- 4.8.6 The Company provides for expenses towards compensated absences provided to its employees. The expense is recognized at the present value of the amount payable determined based on an independent external actuarial valuation as at the Balance Sheet date, using Projected Unit Credit method. The Company presents the entire compensated absences as 'Short-term provisions' since employee has an unconditional right to avail the leave at any time during the year.
- 4.8.7 Remeasurement of net defined benefit asset / liability comprising of actuarial gains or losses arising from experience adjustments and changes in actuarial assumptions are charged / credited to other comprehensive income in the period in which

they arise and immediately transferred to retained earnings. Other costs are accounted in the Statement of Profit and Loss.

#### Employee Stock options

- 4.8.8 The employees of the Company are entitled for grant of stock options based on the eligibility criteria set out in ESOS 2018, as determined by Nomination & Remuneration committee (NRC). The fair value of the equity settled stock options granted to employees are measured by an independent valuer using Black-Scholes Model.
- 4.8.9 The fair value determined at the grant date of the option is expensed on a straight-line basis in the Statement of Profit and Loss as 'Employee Benefits Expense', over the vesting period of the option, based on the Company's estimate of stock options that will eventually vest, with a corresponding increase in equity,
- 4.8.10 At the end of each reporting period, the Company revises its estimate of the number of equity instruments expected to vest. The impact of the revision of the original estimates, if any, is recognised in Statement of Profit and Loss such that the cumulative expense reflects the revised estimate, with a corresponding adjustment to the Employee Stock Options Reserve.
- 4.8.11 When the options are exercised, the Company issues fresh issue of equity shares upon receipt of exercise price from the employees. The proceeds received are allocated to share capital upto the face value of shares issued, with any excess being accounted as Securities Premium in the Balance Sheet.
- 4.8.12 In case of forfeiture/lapse of stock option, which is not vested, then to such extent, expenses shall be reversed in Statement of Profit and Loss and if expires unexercised, the related balance standing to the credit of the Employee Stock Options Reserve Account is transferred within other equity.
- #### 4.9 Government Grants
- 4.9.1 Government grants are recognised at fair value where there is a reasonable assurance that the grant will be received and all the attached conditions are complied with.
- 4.9.2 In case of revenue related grant, the income is recognised on a systematic basis over the period for which it is intended to compensate an expense and is disclosed under "Other operating revenue" or netted off against corresponding expenses wherever appropriate. Receivables of such grants are shown under "Other Financial Assets." Export benefits are accounted for in the year of exports based on eligibility and when there is no uncertainty in receiving the same. Receivables of such benefits are shown under "Other Financial Assets."

4.9.3 The soft loan from government is recognised and measured in accordance with Ind AS 109, Financial Instruments. The benefit of soft loan from government at a below-market rate of interest is treated as a government grant and classified as "Deferred Grant." It is measured as the difference between the initial carrying value of the loan determined in accordance with Ind AS 109, and the proceeds received. The said deferred grant is amortized over the useful life of the underlying asset.

#### 4.10 Foreign currency transactions

4.10.1 The financial statements are presented in Indian Rupees, which is also the Company's functional currency.

4.10.2 All transactions in foreign currency are recorded on initial recognition at their functional currency exchange rates prevailing on that date.

4.10.3 Monetary assets and liabilities in foreign currencies outstanding at the reporting date are translated to the functional currency at the exchange rates prevailing on the reporting date and the resultant gains or losses are recognised during the year in the Statement of Profit and Loss.

4.10.4 Non-monetary items which are carried at historical cost denominated in foreign currency are reported using the exchange rates at the date of transaction.

#### Foreign Branch Operations

4.10.5 Income and expenditure transactions are translated to functional currency using monthly moving average exchange rate.

4.10.6 Monetary assets and liabilities of foreign branch as at the reporting date are translated to the functional currency at the exchange rates prevailing on the reporting date and the resultant gains or losses are recognised during the year in the Statement of Profit and Loss.

4.10.7 Non-monetary items of foreign branch are carried at historical cost denominated in foreign currency and are reported using the exchange rates at the transaction date.

#### 4.11 Borrowing Costs

4.11.1 Borrowing costs that are directly attributable to the acquisition, construction, production of a qualifying asset are capitalised as part of the cost of that asset which takes substantial period of time to get ready for its intended use. The Company determines the amount of borrowing cost eligible for capitalisation by applying capitalisation rate to the expenditure incurred on such cost. The capitalisation rate is determined based on the weighted average rate of borrowing cost applicable to the borrowings of the Company which are

outstanding during the period, other than borrowings made specifically towards purchase of the qualifying asset. The amount of borrowing cost that the Company capitalises during the period does not exceed the amount of borrowing cost incurred during that period. All other borrowings costs are expensed in the period in which they occur.

4.11.2 Borrowing cost include interest computed using Effective Interest Rate method, interest on lease liabilities, amortisation of ancillary costs incurred and exchange differences arising from foreign currency borrowings to the extent they are regarded as an adjustment to the interest cost.

#### 4.12 Earnings per Share

4.12.1 Basic Earnings per share is calculated by dividing the profit/(loss) attributable to equity shareholders by the weighted average number of equity shares including un-allotted bonus shares outstanding during the year.

4.12.2 Diluted Earnings per share is calculated by dividing the profit/(loss) attributable to equity shareholders by the weighted average number of equity shares including un-allotted bonus shares outstanding during the year and potential equity shares arising out of employee stock options.

4.12.3 Where an item of income or expense which is otherwise required to be recognised in the Statement of Profit and Loss is debited or credited to Equity, the amount in respect thereof is suitably adjusted in Net profit for the purpose of computing Earnings per share.

#### 4.13 Impairment of Non-Financial Assets

4.13.1 The carrying values of assets include property, plant and equipment, investment properties, cash generating units and intangible assets, are reviewed for impairment at each reporting date, if there is any indication of impairment based on internal and external factors.

4.13.2 Non-financial assets are treated as impaired when the carrying amount of such asset exceeds its recoverable value. After recognition of impairment loss, the depreciation for the said assets is provided for remaining useful life based on the revised carrying amount, less its residual value if any, on straight line basis.

4.13.3 An impairment loss is charged to the Statement of Profit and Loss in the year in which an asset is identified as impaired.

4.13.4 An impairment loss is reversed when there is an indication that the impairment loss may no longer exist or may have decreased.



**4.14 Provisions, Contingent Liabilities and Contingent Assets**

- 4.14.1 Provisions involving substantial degree of estimation in measurement are recognised when there is a present obligation as a result of past events and it is probable that there will be an outflow of resources embodying economic benefits in respect of which a reliable estimate can be made.
- 4.14.2 Provisions are discounted if the effect of the time value of money is material, using pre-tax rates that reflects the risks specific to the liability. When discounting is used, an increase in the provisions due to the passage of time is recognised as finance cost. These provisions are reviewed at each Balance Sheet date and adjusted to reflect the current best estimates.
- 4.14.3 The Company provides for the estimated expenses at fair value that are required to restore mines. The estimated restoration expenses are determined based on the estimated mineral reserves available. The actual expenses may vary based on the nature of restoration and estimate of restoration expenses. Mines restoration expenses are incurred on an on-going basis until the closure of mines. The total estimate of restoration expenses is reviewed periodically, on the basis of technical estimates and expected timing of these costs. The provision for this expense is included under “Cost of materials consumed” to the extent such mineral reserves were used in the production. The unwinding of the discount on provision is shown as a finance cost in the Statement of Profit and Loss.
- 4.14.4 Insurance claims are accounted on the basis of claims admitted or expected to be admitted and to the extent that the amount recoverable can be measured reliably and it is reasonable to expect ultimate collection. Any subsequent change in the recoverability is provided for. Contingent Assets are not recognised.
- 4.14.5 Contingent liability is a possible obligation that may arise from past events and its existence will be confirmed only by occurrence or non-occurrence of one or more uncertain future events not wholly within the control of the Company or it is not probable that an outflow of resources embodying economic benefits will be required to settle the obligation and the same are not recognised but disclosed in the financial statements.

**4.15 Intangible Assets**

- 4.15.1 The costs incurred in connection with securing right to extract mineral reserves are capitalised under “Mining Rights” and the costs of stripping overburden to gain access to limestone deposits and the present value of restoration liability, if materially significant, to the extent of exposed overburden area are capitalised under “Mine Development”.

4.15.2 The costs of computer software acquired and its subsequent improvements are capitalised. Internally generated software is not capitalized and the expenditure is recognized in the Statement of Profit and Loss in the year in which the expenditure is incurred.

4.15.3 The cost incurred for right to un-restricted usage of power transmission system for sale of power from Company’s captive thermal power plants to State grid and for drawal of power from State grid to its plant were capitalized as the Company is expected to yield future economic benefits.

4.15.4 Intangible Assets are carried at cost less accumulated depreciation and impairment losses if any and are amortised over their estimated useful life based on straight line method. The estimated useful lives of intangible assets are assessed by the internal technical team as detailed below:

Nature of Intangible assets	Estimated useful life
Mining rights	Over the period of mining lease
Mine Development	Unit of production method
Computer software	6 years
Power transmission system	5 years

4.15.5 The intangible assets that are under development phase are carried at cost including related expenses and attributable interest, and are recognised as Intangible assets under development.

4.15.6 The residual values, useful lives and methods of amortisation of intangible asset are reviewed at each reporting date and adjusted prospectively, if appropriate.

**4.16 Investment Properties**

4.16.1 An investment in land or buildings both furnished and unfurnished, which are held for earning rentals or capital appreciation or both rather than for use in the production or supply of goods or services or for administrative purposes or sale in the ordinary course of business, are classified as investment properties.

4.16.2 Investment properties are stated at cost, net of accumulated depreciation and impairment loss, if any except freehold land which is carried at cost.

4.16.3 The company identifies the significant parts of investment properties separately which are required to be replaced at intervals. Such parts are depreciated separately based on their specific useful lives determined on best estimate basis upon technical advice. The cost of replacement of significant parts are capitalised and the carrying amount of replaced parts are de-recognised. Other expenses including day-to-day repair and maintenance expenditure and cost of replacing parts that does not meet the capitalisation

criteria, are charged to the Statement of Profit and Loss for the period during which such expenses are incurred.

- 4.16.4 Depreciation on investment properties are calculated on straight-line method based on useful life of the significant parts as detailed below, that are different from the useful lives as prescribed under Part C of Schedule II of the Companies Act, 2013:

Asset type	Useful life ranging from
Buildings under Investment properties	3 to 60 years

- 4.16.5 Investment properties are eliminated from the financial statements on disposal or when no further benefit is expected from its use and disposal. Gains or losses arising from disposal, measured as the difference between the net disposal proceeds and the carrying amount of such investment properties, are recognised in the Statement of Profit and Loss. Amount received towards investment properties that are impaired and derecognized in the financial statements, are recognized in Statement of Profit and Loss, when the recognition criteria are met.
- 4.16.6 The residual values, useful lives and methods of depreciation of investment properties are reviewed at each reporting date and adjusted prospectively, if appropriate.

#### 4.17 Operating Segments

The Company's business operation comprises of single operating segment viz., cement and cementitious materials. Operating segment has been identified on the basis of nature of products and reported in a manner consistent with the internal reporting provided to Chief Operating Decision Maker.

#### 4.18 Financial Instruments

- 4.18.1 A financial instrument is any contract that gives rise to a financial asset of one entity and a financial liability or equity instrument of another entity.
- 4.18.2 Financial assets and liabilities are offset and the net amount is presented in the Balance sheet when and only when the Company has a legal right to offset the recognised amounts and intends either to settle on a net basis or to realise the assets and settle the liabilities simultaneously.
- 4.18.3 The Company initially determines the classification of financial assets and liabilities. After initial recognition,

no re-classification is made for financial assets which are categorised as equity instruments at FVTOCI and financial assets / liabilities that are specifically designated as FVTPL. However, other financial assets are re-classifiable when there is a change in the business model of the Company. When the Company reclassifies the financial assets, such reclassifications are done prospectively from the first day of the immediately next reporting period. The Company does not restate any previously recognised gains, losses including impairment gains or losses or interest.

#### Financial Assets

- 4.18.4 Financial assets comprise of investments in equity and mutual funds, trade receivables, cash and cash equivalents and other financial assets.
- 4.18.5 Depending on the business model (i.e) nature of transactions for managing those financial assets and its contractual cash flow characteristics, the financial assets are initially measured at fair value and subsequently measured and classified at:
- Amortised cost; or
  - Fair value through other comprehensive income (FVTOCI); or
  - Fair value through profit or loss (FVTPL)

Amortised cost represents carrying amount on initial recognition at fair value plus or minus transaction cost.

- 4.18.6 Financial assets are measured at FVTPL except for those financial assets whose contractual terms give rise to cash flows on specified dates that represents solely payments of principal and interest thereon, are measured as detailed below depending on the business model:

Classification	Business Model
Amortised cost	The objective of the Company is to hold and collect the contractual cash flows till maturity. In other words, the Company do not intend to sell the instrument before its contractual maturity to realise its fair value changes.
FVTOCI	The objective of the Company is to collect its contractual cash flows and selling financial assets.

The Company has accounted for its investments in subsidiaries and associates at cost.

The Company has exercised an irrevocable option at time of initial recognition to measure the changes in fair value of other equity investments at FVTOCI. Accordingly, the Company classifies its financial assets for measurement as below:

Classification	Name of Financial Assets
Amortised cost	Trade receivables, Loans and advances to subsidiaries, associates, employees and related parties, deposits, IPA receivable, interest receivable, unbilled revenue and other advances recoverable in cash or kind.
FVTOCI	Equity investments in companies other than Subsidiary & Associate as an option exercised at the time of initial recognition.
FVTPL	Investments in mutual funds, forward exchange contracts.

4.18.7 Financial assets are derecognised (i.e) removed from the financial statements, when its contractual rights to the cash flows expire or upon transfer of the said assets. The Company also derecognises when it has an obligation to adjust the cash flows arising from the financial asset with third party and either upon transfer of:

- a) significant risk and rewards of the financial asset, or
- b) control of the financial asset

However, the Company continue to recognise the transferred financial asset and its associated liability to the extent of its continuing involvement, which are measured on the basis of retainment of its rights and obligations of financial asset.

4.18.8 Upon derecognition of its financial asset or part thereof, the difference between the carrying amount measured at the date of recognition and the consideration received including any new asset obtained less any new liability assumed shall be recognised in the Statement of Profit and Loss.

4.18.9 For impairment purposes, significant financial assets are tested on individual basis at each reporting date. Other financial assets are assessed collectively in groups that share similar credit risk characteristics.

Accordingly, the impairment testing is done retrospectively on the following basis:

Name of Financial asset	Impairment testing methodology
Trade receivables	Expected Credit Loss model (ECL) is applied. The ECL over lifetime of the assets are estimated by using a provision matrix which is based on historical loss rates reflecting current conditions and forecasts of future economic conditions which are grouped on the basis of similar credit characteristics such as nature of industry, customer segment, past due status and other factors that are relevant to estimate the expected cash loss from these assets.
Other Financial assets	When the credit risk has not increased significantly, 12 month ECL is used to provide for impairment loss. When there is significant change in credit risk since initial recognition, the impairment is measured based on probability of default over the life time. If, in a subsequent period, credit quality of the instrument improves such that there is no longer a significant increase in credit risk since initial recognition, then the entity reverts to recognising impairment loss allowance based on 12 month ECL.

#### **Financial Liabilities**

4.18.10 Financial liabilities comprise of Borrowings from Banks, Non-convertible debentures, Soft loan / Interest free loan from Government, Trade payables, Lease Liabilities, Derivative financial instruments, Financial guarantee obligation and other financial liabilities.

4.18.11 The Company measures its financial liabilities as below:

Measurement basis	Name of Financial liabilities
Amortised cost	Borrowings, Soft Loan/Interest free loan from Government, Trade payables, Lease Liabilities, Interest accrued, Unclaimed dividends, Security deposits, Mines restoration obligation and other financial liabilities not for trading,
FVTPL	Foreign exchange Forward contracts being derivative contracts do not qualify for hedge accounting under Ind AS 109 and other financial liabilities held for trading.

4.18.12 Financial guarantee contracts issued by the company are those contracts that require a payment to be made to reimburse the holder for a loss it incurs because the specified debtor fails to make a payment when due in accordance with the terms of a debt instrument. Transaction cost of financial guarantee contracts that are directly attributable to the issuance of the guarantee are recognised initially as a liability at fair value. Subsequently, the liability is measured at the higher of the amount of loss allowance determined as per impairment requirements of Ind AS 109 and the amount recognised less cumulative amortization.

4.18.13 Financial liabilities are derecognised when and only when it is extinguished (i.e) when the obligation specified in the contract is discharged or cancelled or expired.

4.18.14 Upon derecognition of its financial liabilities or part thereof, the difference between the carrying amount of a financial liability that has been extinguished or transferred to another party and the consideration paid including any non-cash assets transferred or liabilities assumed is recognised in the Statement of Profit and Loss.

#### 4.19 Fair value measurement

4.19.1 Fair value is the price that would be received to sell an asset or paid to transfer a liability in an orderly transaction between market participants at the measurement date.

4.19.2 The fair value of an asset or a liability is measured using the assumptions that the market participants would use when pricing the asset or liability, assuming that the market participants act in the economic best interest.

4.19.3 All assets and liabilities for which fair value is measured and disclosed in the financial statements are categorised within fair value hierarchy based on the lowest level input that is significant to the fair value measurement as a whole. The fair value hierarchy is described as below:

Level 1: Unadjusted quoted prices in active markets for identical assets or liabilities

Level 2: Valuation techniques for which the lowest level inputs that are significant to the fair value measurement is directly or indirectly observable.

Level 3: Valuation techniques for which the lowest level inputs that are significant to the fair value measurement is unobservable.

4.19.4 For assets and liabilities that are recognised in the Balance sheet on a recurring basis, the company determines whether transfers have occurred between levels in the hierarchy by reassessing categorisation at the end of each reporting period (i.e) based on the lowest level input that is significant to the fair value measurement as a whole.

4.19.5 For the purpose of fair value disclosures, the company has determined the classes of assets and liabilities based on the nature, characteristics and risks of the assets or liabilities and the level of the fair value hierarchy as explained above.

4.19.6 The basis for fair value determination for measurement and / or disclosure purposes is detailed below:

#### **Investments in Equity / Mutual Funds**

The fair value is determined by reference to their quoted prices at the reporting date. In the absence of the quoted price, the fair value of the equity is measured using valuation techniques.

#### **Trade and other receivables**

The fair value is estimated as the present value of the future cash flows, discounted at the market rate of interest at the reporting date. However, the fair value generally approximates the carrying amount due to the short term nature of such assets.

#### **Forward exchange contracts**

The fair value of forward exchange contracts is based on the quoted price if available; otherwise it is estimated by discounting the difference between contractual forward price and current forward price for the residual maturity of the contract using government bond rates.

#### **Non-derivative financial liabilities**

The fair value of non-derivative financial liabilities viz, soft loan from government, deferred sales tax liability, borrowings are determined for disclosure purposes calculated based on the present value of future principal and interest cash flows, discounted at the market rate of interest at the reporting date.

#### **Financial guarantee obligation**

The fair value of financial guarantee obligation with reference to loan availed by subsidiary/associates is



determined on the basis of estimated cost involved in securing equivalent size of the guarantees from bank.

#### **Investment Properties**

The fair value is determined for disclosure purposes based on an annual evaluation performed by an internal technical team measured using the technique of quoted prices for similar assets in the active markets and further moderated by market corroborated inputs.

## **5. Significant Estimates and Judgements**

The preparation of the financial statements requires management to make judgements, estimates and assumptions that affect the reported amounts of revenues, expenses, assets and liabilities and the accompanying disclosures, and the disclosure of contingent liabilities. Actual results could vary from these estimates. The estimates and underlying assumptions are reviewed on an on-going basis. Revisions to accounting estimates are recognised in the period in which the estimate is revised if the revision effects only that period or in the period of the revision or future periods, if the revision affects both current and future years.

The Company has considered the possible effects that may result from the pandemic relating to COVID-19 on the carrying amounts of receivables, inventories, other financial / other non-financial assets. In developing the assumptions relating to the possible future uncertainties in the economic conditions because of this pandemic, the Company, as at the date of approval of these financial statements, has used internal and external sources of information from market sources on the expected future performance of the Company. The impact of COVID-19 on the Company's financial statements may differ from that estimated as at the date of approval of these financial statements due to prevailing uncertainties.

Accordingly, the management has applied the following estimates / assumptions / judgements in preparation and presentation of financial statements:

#### **Current Taxes**

Calculations of income taxes for the current period are done based on applicable tax laws and management's judgement by evaluating positions taken in tax returns and interpretations of relevant provisions of law and applicable judicial precedents.

#### **Deferred Tax Asset (Including MAT Credit Entitlement)**

Significant management judgement is exercised by reviewing the deferred tax assets at each reporting date to determine the amount of deferred tax assets that can be retained / recognised, based upon the likely

timing and the level of future taxable profits together with future tax planning strategies.

#### **Property, Plant and Equipment, Intangible Assets and Investment Properties**

The residual values and estimated useful life of PPEs, Intangible Assets and Investment Properties are assessed by the technical team at each reporting date by taking into account the nature of asset, the estimated usage of the asset, the operating condition of the asset, past history of replacement and maintenance support. Upon review, the management accepts the assigned useful life and residual value for computation of depreciation/amortisation. Also, management judgement is exercised for classifying the asset as investment properties or vice versa.

#### **Revenue Recognition**

Significant management judgement is exercised in determining the transaction price and discounts to customer which is based on market factors namely demand and supply. The Company offers credit period to customers for which there is no financing component.

#### **Defined Benefit Plans and Other long term benefits**

The cost of the defined benefit plan and other long term benefits, and the present value of such obligation are determined by the independent actuarial valuer. An actuarial valuation involves making various assumptions that may differ from actual developments in future. Management believes that the assumptions used by the actuary in determination of the discount rate, future salary increases, mortality rates and attrition rates are reasonable. Due to the complexities involved in the valuation and its long term nature, this obligation is highly sensitive to changes in these assumptions. All assumptions are reviewed at each reporting date.

#### **Employee Stock Options**

Significant management judgement is exercised in determination of the most appropriate valuation model, most appropriate inputs to the valuation model including the expected life of the share option, volatility, dividend yield, risk free rate and the number of options that are expected to vest as at the reporting date. Management believes that the assumptions used by the valuer are reasonable.

#### **Impairment of Non-financial assets (PPE/Intangible Assets/Investment Properties)**

The impairment of non-financial assets is determined based on estimation of recoverable amount of such assets. The assumptions used in computing the recoverable amount are based on management judgement considering the timing of future cash flows, discount rates and the risks specific to the asset.

**Provisions**

The timing of recognition requires application of judgement to existing facts and circumstances that may be subject to change. The litigations and claims to which the company is exposed are assessed by the management and in certain cases with the support of external experts. The amounts are determined by discounting the expected future cash flows at a pre-tax rate that reflects the current market assessments of the time value of money and the risks specific to the liability.

**Mines Restoration Expenditure**

In determining the provision for Mines restoration expenditure, assumptions and estimates are made by the management, in relation to discount rates, the expected mineral reserves, estimated cost to restore the mines and the expected timing of those costs.

**Contingent Liabilities**

Management judgement is exercised for estimating the possible outflow of resources, if any, in respect of contingencies / claims / litigations against the Company as it is not possible to predict the outcome of pending matters with accuracy.

**Mine Development**

In determining the allocation of mine development cost based on the unit of production method, assumptions and estimates are made by the management, in relation to the estimated mineral reserves available for the remaining period.

**Fair value measurement of financial instruments**

When the fair values of financial assets and financial liabilities could not be measured based on quoted

prices in active markets, management uses valuation techniques including the Discounted Cash Flow (DCF) model, to determine its fair value. The inputs to these models are taken from observable markets where possible, but where this is not feasible, a degree of judgement is exercised in establishing fair values. Judgements include considerations of inputs such as liquidity risk, credit risk and volatility.

**Impairment of Trade receivables**

The impairment for trade receivables are done based on assumptions about risk of default and expected loss rates. The assumptions, selection of inputs for calculation of impairment are based on management judgement considering the past history, market conditions and forward looking estimates at the end of each reporting date.

**Impairment of Investments in Subsidiaries / Associates**

Significant management judgement is exercised in determining whether the investment in subsidiaries / associates are impaired or not is on the basis of its nature of long term strategic investments and business projections.

**Interests in other entities**

Significant management judgement is exercised in determining the interests in other entities. The management believes that wherever there is a significant influence over certain companies belonging to its group, such companies are treated as Associate companies even though it holds less than 20% of the voting rights.

# NOTES TO THE SEPARATE FINANCIAL STATEMENTS

for the year ended 31<sup>st</sup> March 2021

₹ in Crores

Particulars	Year	Gross Block			Depreciation			Net Block		
		As at the beginning of the year	Additions	Deductions / Adjustments	As at the end of the year	As at the beginning of the year	For the year (Note 43)	Deductions / Adjustments	As at the end of the year	As at the end of the year
Freehold Land	2020-21	819.52	26.01	0.04	845.49	-	-	-	845.49	
	2019-20	752.33	67.26	0.07	819.52	-	-	-	819.52	
Land - Right-of-Use Asset	2020-21	14.95	-	-	14.95	0.47	-	1.14	13.81	
	2019-20	-	14.95	-	14.95	-	0.47	0.47	14.48	
Buildings	2020-21	967.56	77.65	3.69	1,041.52	306.07	41.94	3.69	344.32	
	2019-20	882.16	86.28	0.88	967.56	268.69	38.26	0.88	306.07	
Plant & Equipments	2020-21	6,984.76	966.49	49.00	7,902.25	2,911.60	263.24	48.56	3,126.28	
	2019-20	6,275.98	737.55	28.77	6,984.76	2,723.50	216.83	28.73	2,911.60	
Railway Siding	2020-21	119.49	159.17	-	278.66	57.59	12.10	-	69.69	
	2019-20	116.03	3.46	-	119.49	50.95	6.64	-	57.59	
Workshop, Quarry Equipments	2020-21	60.05	9.08	5.64	63.49	37.62	4.03	5.33	36.32	
	2019-20	53.07	11.78	4.80	60.05	39.32	2.84	4.54	37.62	
Research & Development Equipments	2020-21	61.10	9.87	0.15	70.82	45.82	2.34	0.15	48.01	
	2019-20	59.09	4.27	2.26	61.10	45.44	2.64	2.26	45.82	
Furniture & Fixtures	2020-21	57.64	12.43	0.40	69.67	28.52	5.17	0.39	33.30	
	2019-20	49.35	10.01	1.72	57.64	25.50	4.73	1.71	28.52	
Office Equipments	2020-21	62.48	5.64	3.31	64.81	44.74	5.58	3.29	47.03	
	2019-20	60.36	6.46	4.34	62.48	43.52	5.55	4.33	44.74	
Vehicles	2020-21	34.06	4.41	0.80	37.67	17.55	3.42	0.59	20.38	
	2019-20	30.28	4.92	1.14	34.06	15.37	3.24	1.06	17.55	
<b>Total</b>	2020-21	<b>9,181.61</b>	<b>1,270.75</b>	<b>63.03</b>	<b>10,389.33</b>	<b>3,449.98</b>	<b>338.49</b>	<b>62.00</b>	<b>3,726.47</b>	<b>6,662.86</b>
	2019-20	<b>8,278.65</b>	<b>946.94</b>	<b>43.98</b>	<b>9,181.61</b>	<b>3,212.29</b>	<b>281.20</b>	<b>43.51</b>	<b>3,449.98</b>	<b>5,731.63</b>

## Notes

- (a) The Company has capitalised finance cost amounting to ₹ 27.43 Crores (PY: ₹ 16.61 Crores) during the year. The rate used to determine the amount of borrowing costs to be capitalised is the weighted average interest rate applicable to the entity's general borrowings that are outstanding during the year, ie. 6.89% p.a (PY: 8.14% p.a.)
- (b) The carrying amount of movable fixed assets of the Company and immovable properties pertaining to Cement plant located at Alathiyur, Ariyalur, Ramasamy Raja Nagar, Chengalpattu, Salem have been pledged by way of pari passu first charge as security for Long term Borrowings [Refer Note No.26].
- (c) During previous year, Additions under Free hold Land & Building include reclassification from Investment Property Land & Buildings of ₹ 5.83 Crores and ₹ 7.19 Crores respectively in view of change in usage.

# NOTES TO THE SEPARATE FINANCIAL STATEMENTS

for the year ended 31<sup>st</sup> March 2021

(d) Deductions / Adjustments in Gross Block comprises of:

₹ in Crores

Particulars	2020-21			2019-20		
	Sale of Assets	Other adjustments	Total	Sale of Assets	Other adjustments	Total
Land	0.04	-	0.04	0.07	-	0.07
Building	-	3.69	3.69	-	0.88	0.88
Plant and Equipments	1.63	47.37	49.00	0.60	28.17	28.77
Workshop and Quarry Equipments	5.07	0.57	5.64	3.58	1.22	4.80
Research and Development Equipments	-	0.15	0.15	-	2.26	2.26
Furnitures and Fixtures	0.02	0.38	0.40	0.12	1.60	1.72
Office Equipments	0.07	3.24	3.31	0.17	4.17	4.34
Vehicles	0.73	0.07	0.80	1.11	0.03	1.14
<b>Total</b>	<b>7.56</b>	<b>55.47</b>	<b>63.03</b>	<b>5.65</b>	<b>38.33</b>	<b>43.98</b>

(e) Other adjustments represent assets that were damaged / discarded and derecognised from financial statements since no future benefit is expected from its use or disposal.

(f) All the title deeds of immovable properties are held in the name of the Company

(g) The Company has not revalued its Property, Plant and Equipment (including Right-of-Use Asset) since the Company has adopted cost model as its accounting policy to an entire class of Property, Plant and Equipment in accordance with Ind AS 16.

## 7 Capital Work in Progress

₹ in Crores

Particulars	Year	As at the beginning of the year	Additions	Capitalised	As at the end of the year
Capital Work in Progress	2020-21	1,814.27	1,714.50	1,203.31	2,325.46
	2019-20	830.77	1,803.60	820.10	1,814.27

### Notes

(a) Capital work in progress includes borrowing cost of ₹ 72.82 Crores (PY: ₹ 66.36 Crores), computed at a weighted average interest rate of 6.89% p.a. (PY: 8.14% p.a.) applicable to entity's borrowings outstanding during the year.

(b) Refer Note No.57(b) and 57(c) for information relating to Ageing Schedule and Completion schedule whose completion is overdue because of delay due to pandemic caused by COVID-19.

(c) The amount of expenditure recognized in the carrying amount of an item of Property, Plant and Equipment in the course of its construction, included in Capital Work-in-Progress are furnished in Note No.58

## 8 Investment Property

₹ in Crores

Particulars	Year	Gross Block				Depreciation				Net Block
		As at the beginning of the year	Additions	Deductions / Adjustments	As at the end of the year	As at the beginning of the year	For the year (Note 43)	Deductions / Adjustments	As at the end of the year	As at the end of the year
Land	2020-21	145.93	-	0.01	145.92	-	-	-	-	145.92
	2019-20	151.76	-	5.83	145.93	-	-	-	-	145.93
Buildings	2020-21	115.13	-	0.16	114.97	22.25	2.78	0.16	24.87	90.10
	2019-20	122.20	0.12	7.19	115.13	19.28	2.98	0.01	22.25	92.88
<b>Total</b>	2020-21	<b>261.06</b>	<b>-</b>	<b>0.17</b>	<b>260.89</b>	<b>22.25</b>	<b>2.78</b>	<b>0.16</b>	<b>24.87</b>	<b>236.02</b>
	2019-20	<b>273.96</b>	<b>0.12</b>	<b>13.02</b>	<b>261.06</b>	<b>19.28</b>	<b>2.98</b>	<b>0.01</b>	<b>22.25</b>	<b>238.81</b>

### Notes

(a) The Company measured all of its Investment Property at Cost in accordance with Ind AS 40.



# NOTES TO THE SEPARATE FINANCIAL STATEMENTS

for the year ended 31<sup>st</sup> March 2021

(b) Deductions / Adjustments in Gross Block comprises of:

₹ in Crores

Particulars	2020-21				2019-20			
	Sale of Assets	Reclassified under PPE	Other adjustments	Total	Sale of Assets	Reclassified under PPE	Other adjustments	Total
Land	0.01	-	-	0.01	-	5.83	-	5.83
Building	-	-	0.16	0.16	-	7.19	-	7.19
<b>Total</b>	<b>0.01</b>	<b>-</b>	<b>0.16</b>	<b>0.17</b>	<b>-</b>	<b>13.02</b>	<b>-</b>	<b>13.02</b>

During previous year, Deductions under Land amounting to ₹ 5.83 Crores and Buildings amounting to ₹ 7.19 Crores represent reclassification to Property, Plant & Equipment in view of its change in usage.

- (c) Other adjustments represent assets derecognised from financial statements since no future benefit is expected from its use or disposal.
- (d) The company has no restrictions on the realisability of its investment properties and no contractual obligations to purchase, construct or develop investment properties or for repairs, maintenance and enhancements.
- (e) The fair valuation of the investment properties are determined annually by an internal technical team, measured using the technique of quoted prices for similar assets in the active markets or recent price of similar properties in less active markets and adjusted to reflect those differences. All resulting fair value estimates for investment properties as given below are included in Level 2.

₹ in Crores

Particulars	31-03-2021	31-03-2020
Fair value of Investment Properties	546.85	520.85

(f) Information regarding Income & Expenditure of Investment Property are given below:

₹ in Crores

Particulars	31-03-2021	31-03-2020
Rental Income derived from Investment Properties	8.73	8.96
Less: Direct Operating Expenses (including Repairs & Maintenance) generating Rental Income	0.27	0.21
Less: Direct Operating Expenses (including Repairs & Maintenance) that did not generate Rental Income	-	-
Profit from investment properties before depreciation	8.46	8.75
Less: Depreciation	2.78	2.98
<b>Profit from investment properties</b>	<b>5.68</b>	<b>5.77</b>

## 9 Intangible Assets

₹ in Crores

Particulars	Year	Gross Block				Depreciation				Net Block
		As at the beginning of the year	Additions	Deductions / Adjustments	As at the end of the year	As at the beginning of the year	For the year (Note 43)	Deductions / Adjustments	As at the end of the year	As at the end of the year
Mining rights	2020-21	36.28	3.79	-	40.07	18.03	3.38	-	21.41	18.66
	2019-20	36.28	-	-	36.28	15.34	2.69	-	18.03	18.25
Mine Development	2020-21	119.81	18.06	1.67	136.20	99.86	14.77	1.67	112.96	23.24
	2019-20	108.45	21.59	10.23	119.81	91.28	18.81	10.23	99.86	19.95
Computer Software	2020-21	25.40	1.52	-	26.92	7.12	3.99	-	11.11	15.81
	2019-20	48.38	12.41	35.39	25.40	31.97	10.54	35.39	7.12	18.28
Power Transmission system	2020-21	0.87	-	0.87	-	0.69	0.18	0.87	-	-
	2019-20	0.87	-	-	0.87	0.52	0.17	-	0.69	0.18
<b>Total</b>	2020-21	<b>182.36</b>	<b>23.37</b>	<b>2.54</b>	<b>203.19</b>	<b>125.70</b>	<b>22.32</b>	<b>2.54</b>	<b>145.48</b>	<b>57.71</b>
	2019-20	<b>193.98</b>	<b>34.00</b>	<b>45.62</b>	<b>182.36</b>	<b>139.11</b>	<b>32.21</b>	<b>45.62</b>	<b>125.70</b>	<b>56.66</b>

# NOTES TO THE SEPARATE FINANCIAL STATEMENTS

for the year ended 31<sup>st</sup> March 2021

## Notes

- (a) Deductions / adjustments represent intangible assets de-recognised from the financial statements since no future economic benefit is expected.
- (b) The Company has not revalued its Intangible Asset since the Company has adopted cost model as its accounting policy to an entire class of Intangible Asset in accordance with Ind AS 38.

## 10 Intangible Assets under Development

₹ in Crores

Particulars	Year	As at the beginning of the year	Additions	Capitalised	As at the end of the year
Mine Development	2020-21	26.10	21.69	18.06	29.73
	2019-20	21.82	25.87	21.59	26.10

## Notes

- (a) Refer Note No.57(d) for information relating to Ageing Schedule of Intangible Asset under Development
- (b) The Company do not have mine development activity which was either suspended or whose cost has been exceeded as per the original plan.

## 11 Investments in Subsidiaries / Associates

₹ in Crores

Particulars	Face Value ₹ per Share	31-03-2021		31-03-2020	
		Numbers	Amount	Numbers	Amount
<b>Quoted Investments - Fully paid up Equity Shares</b>					
<b>Associates</b>					
Ramco Systems Limited	10	54,17,810	90.56	54,17,810	90.56
Ramco Industries Limited	1	1,33,72,500	20.53	1,33,72,500	20.53
Rajapalayam Mills Limited	10	25,600	0.29	25,600	0.29
<b>Total Quoted Investments (A)</b>			<b>111.38</b>		<b>111.38</b>
<b>Unquoted Investments - Fully paid up Equity Shares</b>					
<b>Subsidiaries</b>					
Ramco Windfarms Limited	1	71,50,000	1.84	71,50,000	1.84
Ramco Industrial and Technology Services Limited	10	45,00,000	4.50	45,00,000	4.50
<b>Sub-total</b>			<b>6.34</b>		<b>6.34</b>
<b>Associates</b>					
Madurai Transcarrier Limited	1	5,37,50,000	5.37	5,37,50,000	5.37
Lynks Logistics Limited	1	49,95,16,202	49.95	40,00,00,000	40.00
<b>Sub-total</b>			<b>55.32</b>		<b>45.37</b>
<b>Total Unquoted Investments (B)</b>			<b>61.66</b>		<b>51.71</b>
<b>Total Investments in Subsidiaries/Associates (A) + (B)</b>			<b>173.04</b>		<b>163.09</b>
<b>Aggregate Market Value of Quoted Investments</b>			<b>631.93</b>		<b>193.73</b>

## Notes

- (a) The Company has accounted for investments in Subsidiaries and Associates at Cost. Refer Note No.52(a) and Note No. 52(b) for information on principal place of business / country of incorporation and the Company's interest / percentage of shareholding in the above subsidiaries and associates.
- (b) The Company has recognised the fair value of transaction cost amounting to ₹ 1.12 Crores and ₹ 2.50 Crores on financial guarantees as part of Cost of Investment on initial recognition, for the financial guarantees given on behalf of Ramco Wind farms Limited and Ramco Systems Limited respectively, in accordance with the requirements of Ind AS 109. The said transaction cost

# NOTES TO THE SEPARATE FINANCIAL STATEMENTS

for the year ended 31<sup>st</sup> March 2021

continue to be part of carrying amount until such investments are derecognised or impaired. Refer Note No.54 for information about valuation technique used for initial recognition under Disclosure of Fair value measurements.

- (c) The carrying amount of Investment in Subsidiaries / Associates is tested for impairment in accordance with Ind AS 36. These investments are strategic and long term in nature. Hence considering the long term prospects, no impairment is considered necessary as at the reporting date.
- (d) The Company has made strategic investments in equity shares of Lynks Logistics Limited for ₹ 9.95 Crores (PY: ₹ 15 Crores). The investee company have proposed to apply this funds for expansion of their business.

## 12 Other Investments

₹ in Crores

Particulars	Face Value ₹ per Share	31-03-2021		31-03-2020	
		Numbers	Amount	Numbers	Amount
<b>Quoted Investments</b>					
<b>Equity Investments fully paid up (designated at FVTOCI)</b>					
India Cements Limited	10	58	0.00	58	0.00
Andhra Cements Limited	10	27	0.00	27	0.00
Housing Development Finance Corporation Limited	2	17,400	4.34	17,400	2.84
HDFC Bank Limited [Refer Note (a) below]	1	5,000	0.75	2,500	0.22
<b>Sub-total</b>			<b>5.09</b>		<b>3.06</b>
<b>Investments in Mutual Funds (measured at FVTPL)</b>					
HDFC Mutual Fund	10	5,19,625	0.66	4,89,192	0.42
<b>Sub-total</b>			<b>0.66</b>		<b>0.42</b>
<b>Total Quoted Investments (A)</b>			<b>5.75</b>		<b>3.48</b>
<b>Aggregate Market Value of Quoted Investments</b>			<b>5.75</b>		<b>3.48</b>
<b>Unquoted Investments - Fully paid up Equity Shares</b>					
<b>Other entities (designated at FVTOCI)</b>					
AP Gas Power Corporation Limited [Refer Note (b) below]	10	16,08,000	22.12	16,08,000	22.12
Sri Vishnu Shankar Mill Limited	10	2,100	0.01	2,100	0.01
Chennai Super Kings Cricket Limited [Refer Note (c) below]	0.10	58	-	58	-
The Ramco Cements Employees' Co-operative Stores Ltd.	10	250	0.00	250	0.00
<b>Total Unquoted Investments (B)</b>			<b>22.13</b>		<b>22.13</b>
<b>Total Other Investments (A) + (B)</b>			<b>27.88</b>		<b>25.61</b>

### Notes

- (a) Pursuant to Sub-Division of one equity share of face value of ₹ 2/- each into two equity shares of face value of ₹ 1/- each by HDFC Bank Limited, the company's investment in equity shares in HDFC Bank Limited stood at 5,000 equity shares of ₹ 1/- each (PY: 2,500 equity shares of ₹ 2/- each)
- (b) The company has invested ₹ 22.12 Crores in Andhra Pradesh Gas Power Corporation Limited (APGPCL) by purchasing its 16,08,000 equity shares. The investment entitles the company to source 6 MW power from APGPCL at economical rates compared to the rates charged by AP State Electricity Board. Considering the subsequent availability of captive power source at its plant, in order to ensure optimum usage of entitled power, 6,16,400 shares (PY: 6,16,400 shares) are being held jointly with the related parties as at the reporting date. Consequently, the related parties have used the entitled power of 2.30 MW (PY: 2.30 MW) for which the charges were borne by them directly and balance power of 3.70 MW (PY: 3.70 MW) were used by the Company captively. The Company has collected 10 paise per unit for the power consumed by the related parties by virtue of joint entitlement of power. [Refer Note No.53(c)(4) & Note No.53(a)(12)].
- (c) The Company received 58 equity shares of ₹ 0.10 each of Chennai Super Kings Cricket Limited (CSKCL), free of cost, determined in the ratio of 1 equity share of ₹ 0.10 each of CSKCL for every equity share of ₹ 10 each held in India Cements Limited.
- (d) Refer Note No.54 for information about fair value hierarchy under Disclosure of Fair value measurements.

# NOTES TO THE SEPARATE FINANCIAL STATEMENTS

for the year ended 31<sup>st</sup> March 2021

## 13 Loans (Non-current)

₹ in Crores

Particulars	31-03-2021	31-03-2020
<b>Secured and Considered Good</b>		
Loans to employees	5.09	8.49
Loans and advances to service providers	3.49	6.65
<b>Unsecured and Considered Good</b>		
Loans to Subsidiaries & Associates [Refer Note No.53(c)(2)]	58.02	41.68
Loans to employees	3.80	3.23
<b>Total</b>	<b>70.40</b>	<b>60.05</b>

### Notes

- Loans are non-derivative financial assets and are carried at Amortized Cost, which generate a fixed or variable interest income for the Company.
- Secured Loans and considered good are covered by way of deposit of original title deeds / hypothecation of assets / creation of second charge of the underlying immovable properties.
- Loans to Subsidiaries & Associates comprises ₹ 46.24 Crores (PY: ₹ 30.65 Crores) towards outstanding loans in connection with funding for acquisition of capital asset and ₹ 11.78 Crores (PY: ₹ 11.03 Crores) towards working capital in the normal course of business
- The Company has not granted any loan or advance in the nature of loan to promoters, directors, KMPs and other related parties that are repayable on demand or without specifying any terms or period of repayment

## 14 Other Financial Assets (Non-current)

₹ in Crores

Particulars	31-03-2021	31-03-2020
<b>Unsecured and Considered Good</b>		
Deposit with Government Departments	21.27	16.77
Fixed Deposits with Banks (maturity more than 12 months)	0.09	2.09
<b>Total</b>	<b>21.36</b>	<b>18.86</b>

**Note:** Fixed Deposits with Banks represent amount held as security towards Government departments / Borrowings.

## 15 Other Non-Current Assets

₹ in Crores

Particulars	31-03-2021	31-03-2020
<b>Secured and Considered Good</b>		
Capital Advances	191.89	237.20
<b>Unsecured and Considered Good</b>		
Capital Advances	42.43	47.09
Deposits under protest, in Appeals [Refer Note No.46.2.1 to 46.2.22]	34.27	34.45
Balance/Claims with Government Departments	2.77	2.83
Income Tax Refund receivable	4.87	8.90
Prepaid Expenses	13.91	13.48
<b>Total</b>	<b>290.14</b>	<b>343.95</b>

### Notes

- Secured Capital Advances are covered by way of Bank guarantees.
- The Company's petition filed against the judgement upholding the validity of "The Cess and Other Taxes on Minerals (Validation) Act, 1992" in the Supreme Court has been ruled in Company's favour. Pursuant to the above judgement, the Company is entitled to receive a sum of ₹ 1.50 Crores (PY: ₹ 1.50 Crores) from the Government of Tamil Nadu, which is included in 'Balance / Claims with Government Departments'.



# NOTES TO THE SEPARATE FINANCIAL STATEMENTS

for the year ended 31<sup>st</sup> March 2021

## 16 Inventories (Valued at lower of Cost or Net Realisable Value)

₹ in Crores

Particulars	31-03-2021	31-03-2020
Raw materials	144.74	154.15
Stores and Spares	184.65	172.81
Fuel	157.23	169.01
Packing Materials	36.55	28.04
Work-in-progress	39.82	53.77
Finished goods	34.91	67.48
<b>Total</b>	<b>597.90</b>	<b>645.26</b>

### Notes

(a) Goods in transit included in Inventories -

₹ in Crores

	31-03-2021	31-03-2020
Raw materials	1.86	0.03
Stores and Spares	0.02	0.21
<b>Total</b>	<b>1.88</b>	<b>0.24</b>

(b) The total carrying amount of inventories as at the reporting date has been pledged as security for Short term Borrowings.

## 17 Trade Receivables

₹ in Crores

Particulars	31-03-2021	31-03-2020
Secured and considered good	263.02	285.67
Unsecured and considered good	112.16	241.18
Unsecured and which have significant increase in credit risk	6.80	6.60
Less: Allowance for expected credit loss	6.80	6.60
<b>Total</b>	<b>375.18</b>	<b>526.85</b>

### Notes

(a) Unsecured Trade Receivables include dues from -

₹ in Crores

	31-03-2021	31-03-2020
- State Electricity Boards towards Sale of Power	44.29	134.13
- State Government departments towards Sale of Cement	24.05	11.34
- Other Related parties towards Sale of Cement	0.36	-
<b>Total</b>	<b>68.70</b>	<b>145.47</b>

(b) Trade receivables are neither due from directors or other officers of the Company either severally or jointly with any other person, nor any trade or other receivables are due from firms or private companies respectively in which any director is a partner, a director or a member.

(c) Trade receivables in respect of cement are generally non-interest bearing.

(d) The receivables due from the related parties are furnished in Note No.53(c)(1).

(e) During the month of March 2021, the Company has received the money from the banks on account of factoring of certain receivables by assigning its rights and privileges to the banks pertaining to such receivables, amounting to ₹ 182.35 Crores (As at 31<sup>st</sup> March 2020: ₹ 30.43 Crores) and thus reduced from the Trade receivables.

(f) Refer Note No.55 & 57(e) for information about risk profile of Trade Receivables under Financial Risk Management and Ageing Schedule respectively

(g) The total carrying amount of trade receivables has been pledged as security for Short term Borrowings.

# NOTES TO THE SEPARATE FINANCIAL STATEMENTS

for the year ended 31<sup>st</sup> March 2021

## 18 Cash and Cash Equivalents

₹ in Crores

Particulars	31-03-2021	31-03-2020
Cash on hand	0.08	0.10
Imprest balances	0.02	0.03
Balances with Banks in Current Account	106.04	61.07
<b>Total</b>	<b>106.14</b>	<b>61.20</b>

### Notes

- (a) There are no repatriation restrictions with regard to cash and cash equivalents as at the end of the reporting period.  
 (b) Refer Note No.55 for information about risk profile of cash and cash equivalents under Financial Risk Management.

## 19 Bank Balances other than Cash and Cash Equivalents

₹ in Crores

Particulars	31-03-2021	31-03-2020
Fixed Deposits with Banks (maturity of more than 3 months but less than 12 months)	29.11	27.64
Earmarked Balance with Banks for Unclaimed Dividend	6.61	2.58
<b>Total</b>	<b>35.72</b>	<b>30.22</b>

### Notes

- (a) Fixed Deposits with Banks include -
- |  | ₹ in Crores |       |
|--|-------------|-------|
| (i) Amount deposited by the Company as per the directions issued by Competition Appellate Tribunal in the matter of alleged cartelisation [Refer Note No.46.2.6] | 25.86       | 25.86 |
| (ii) Interest accrued on the above   | 3.10        | 1.66  |
| (ii) Amount deposited which is held towards security to various Government departments   | 0.15        | 0.12  |
- (b) Earmarked Balance with Banks for Unclaimed Dividend include ₹ 4.16 Crores (PY: Nil) pertaining to amount earmarked for TDS on Dividends for payment at the respective due date.

## 20 Loans (Current)

₹ in Crores

Particulars	31-03-2021	31-03-2020
<b>Secured and Considered Good</b>		
Loans to employees	3.42	3.13
Loans and advances to service providers	6.38	8.28
<b>Unsecured and Considered Good</b>		
Loans and advances to Associates [Refer Note No.53(c)(2)]	8.97	8.97
Loans and advances to other related parties [Refer Note No.53(c)(2)]	4.19	4.30
Loans to employees	4.74	4.78
Loans and advances to service providers	-	0.33
<b>Total</b>	<b>27.70</b>	<b>29.79</b>

### Notes

- (a) Loans are non-derivative financial assets and are carried at Amortized Cost, which generate a fixed or variable interest income for the Company.  
 (b) Secured Loans and considered good are covered by way of deposit of original title deeds / hypothecation of assets / creation of second charge of the underlying immovable properties.  
 (c) Loans and advances to Associates comprises ₹ 8.92 Crores (PY: ₹ 8.92 Crores) towards outstanding advances in connection with providing Aircraft chartering services and ₹ 0.05 Crores (PY: ₹ 0.05 Crores) towards rental advance in the normal course of business.  
 (d) Loans and advances to other related parties represent advances towards operations in the normal course of business.  
 (e) The Company has not granted any loan or advance in the nature of loan to promoters, directors, KMPs and other related parties that are repayable on demand; or without specifying any terms or period of repayment.

# NOTES TO THE SEPARATE FINANCIAL STATEMENTS

for the year ended 31<sup>st</sup> March 2021

## 21 Other Financial Assets (Current)

₹ in Crores

Particulars	31-03-2021	31-03-2020
<b>Unsecured and Considered Good</b>		
Advances/Claims receivable	66.76	43.49
Deposits with Government Departments	0.76	0.71
Industrial Promotion Assistance receivable	60.40	52.44
Interest receivable	1.12	2.09
Unbilled Revenue	4.46	3.70
<b>Total</b>	<b>133.50</b>	<b>102.43</b>

### Notes

- (a) Industrial Promotion Assistance receivable represents amount receivable from Government of Andhra Pradesh.
- (b) Unbilled Revenue represent Contract assets for which the Company has evacuated the power to the grid but not billed to the customer based on purchase agreement for wind power
- (c) Changes in Entity's balances of Contract assets required under Para 118 of Ind AS 115, Revenue from Contracts with Customers is given below:

₹ in Crores

Particulars	31-03-2021	31-03-2020
<b>Unbilled Revenue as at 1<sup>st</sup> April</b>	<b>3.70</b>	<b>5.28</b>
Generation of windpower net of wheeling and banking during the year [Refer Note No.37]	56.42	58.07
Net Billing done during the year	55.66	59.65
<b>Unbilled Revenue as at 31<sup>st</sup> March</b>	<b>4.46</b>	<b>3.70</b>

- (d) Refer Note No.57(f) for information relating to Ageing Schedule for Unbilled Revenue

## 22 Current Tax Assets

₹ in Crores

Particulars	31-03-2021	31-03-2020
Advance Income Tax, Self Assessment Tax & Tax deducted at source	0.70	2.29
<b>Total</b>	<b>0.70</b>	<b>2.29</b>

**Note:** Advance Income Tax, Self Assessment Tax and Tax deducted at source is net of provision of tax of ₹ 242.86 Crores (PY: ₹ 135.34 Crores)

## 23 Other Current Assets

₹ in Crores

Particulars	31-03-2021	31-03-2020
<b>Unsecured and Considered Good</b>		
Balance/Claims with Government Departments	11.38	2.75
Advances to Suppliers & Service providers	44.86	27.47
Tax Credit - Indirect taxes	96.96	123.95
Prepaid Expenses	21.12	15.76
<b>Total</b>	<b>174.32</b>	<b>169.93</b>

**Note:** Tax Credit - Indirect taxes include un-utilised input tax credit availed under GST for the ongoing capacity expansions. These credits are available for set-off in the subsequent periods.

# NOTES TO THE SEPARATE FINANCIAL STATEMENTS

for the year ended 31<sup>st</sup> March 2021

## 24 Equity Share Capital

₹ in Crores

Particulars	31-03-2021	31-03-2020
<b>Authorised</b>		
25,00,00,000 Equity Shares of ₹ 1/- each (PY: 25,00,00,000 Equity Shares of ₹ 1/- each)	25.00	25.00
<b>Issued, Subscribed and Fully paid-up</b>		
23,58,89,945 Equity Shares of ₹ 1/- each (PY: 23,55,76,780 Equity Shares of ₹ 1/- each)	23.59	23.56

**Note:** 2,33,600 bonus shares (PY: 2,33,600 bonus shares) of ₹ 1/- each remain unallotted pending completion of required formalities.

### (i) Reconciliation of the number of shares

Particulars	31-03-2021	31-03-2020
No. of equity shares at the beginning of the year	23,55,76,780	23,55,76,780
Shares allotted pursuant to exercise of stock options	3,13,165	-
No. of Equity shares at the end of the year	23,58,89,945	23,55,76,780

### (ii) Term/Rights/Restrictions attached to Equity Shares

The Company has one class of equity shares having a face value of ₹ 1/- each. Each shareholder is eligible for one vote per share held. The Company declares and pays dividend in Indian Rupees. In the event of liquidation of the company, the equity shareholders will be entitled to receive remaining assets of the company, after distribution of all preferential amounts. The distribution will be in proportion to the number of equity shares held by the shareholders.

### (iii) Shareholders holding more than 5 percent in the Company

Particulars	31-03-2021		31-03-2020	
	No. of Shares	% of holding	No. of Shares	% of holding
Ramco Industries Limited	4,99,00,245	21.15	4,95,89,420	21.05
Rajapalayam Mills Limited	3,30,65,000	14.02	3,30,65,000	14.04
Kotak Mahindra Mutual Fund	1,63,20,467	6.92	1,54,32,605	6.55

Particulars	31-03-2021	31-03-2020
(iv) Aggregate number of equity shares of ₹ 1/- each bought back during the period of five years immediately preceding the reporting date	25,00,000	25,00,000
(v) Number of Equity Shares of ₹ 1/- each reserved for issue under Employee Stock Options Scheme, 2018. Refer Note No.49 for terms, conditions and other disclosures as per Ind AS 102.	4,02,435	5,15,600

### (vi) Shareholding of Promoters

Name of the Promoter	Shares held by Promoters at the end of the year		
	No. of Shares	% of total shares	% change during the year
<b>PROMOTER</b>			
P.R.Venketrama Raja	19,46,460	0.83	-
<b>PROMOTER GROUP</b>			
Ramco Industries Limited	4,99,00,245	21.15	0.10
Rajapalayam Mills Limited	3,30,65,000	14.02	-0.02
Sri Vishnu Shankar Mill Limited	30,94,200	1.31	-0.07
The Ramaraju Surgical Cotton Mills Ltd.	33,13,175	1.40	-0.13
Sudharsanam Investments Limited	29,82,600	1.26	-
Saradha Deepa	19,46,460	0.83	-
Nalina Ramalakshmi	19,46,460	0.83	-
Ramachandra Raja Chittammal	7,36,000	0.31	-
R Sudarsanam	12,86,960	0.55	-
S.R.Srirama Raja	1,20,000	0.05	-
N.R.K.Ramkumar Raja	16,000	0.01	-
<b>Total</b>	<b>10,03,53,560</b>	<b>42.55</b>	<b>-0.12</b>

# NOTES TO THE SEPARATE FINANCIAL STATEMENTS

for the year ended 31<sup>st</sup> March 2021

## 25 Other Equity

### Capital Redemption Reserve

₹ in Crores

Particulars	31-03-2021	31-03-2020
Balance as per last financial statement	1.63	1.63

#### Nature of Reserve

Capital Redemption Reserve was created for a sum equivalent to its face value at the time of Buy-back of Shares. The Company can use this reserve for issuing fully paid up Bonus shares.

### Securities Premium

₹ in Crores

Particulars	31-03-2021	31-03-2020
Balance as per last financial statement	-	-
Add: Amount transferred from Employee Stock Options Reserve pursuant to exercise of stock options	20.68	-
Add: Amount transferred from Share Application Money pending allotment pursuant to exercise of stock options	1.56	-
<b>Total</b>	<b>22.24</b>	<b>-</b>

#### Nature of Reserve

Securities Premium was credited when shares are issued at a premium. The Company can use this reserve to issue bonus shares, to provide for premium on redemption of shares or debentures, preliminary expenses and the commission paid or discount allowed on, any issue of shares or debentures of the company

### General Reserve

₹ in Crores

Particulars	31-03-2021	31-03-2020
Balance as per last financial statement	4,668.74	4,230.86
Add: Amount transferred from Retained Earnings	685.07	437.88
<b>Total</b>	<b>5,353.81</b>	<b>4,668.74</b>

#### Nature of Reserve

General Reserve represents the statutory reserve in accordance with Companies Act, 2013 wherein a portion of profit is apportioned to general reserve. Under Companies Act, 1956 it was mandatory to transfer amount before a Company can declare dividend, however under Companies Act, 2013 transfer of any amount to General reserve is at the discretion of the Company.

### Employee Stock Options Reserve

₹ in Crores

Particulars	31-03-2021	31-03-2020
Balance as per last financial statement	21.52	-
Add: Reserve created for fair value of ESOPs recognised over the vesting period	19.54	21.52
Less: Amount transferred to Securities Premium pursuant to exercise of stock options	20.68	-
<b>Total</b>	<b>20.38</b>	<b>21.52</b>

#### Nature of Reserve

The share based payment reserve represent amount recognised towards the value of equity-settled share based payments granted to employees under ESOS 2018.



# NOTES TO THE SEPARATE FINANCIAL STATEMENTS

for the year ended 31<sup>st</sup> March 2021

		₹ in Crores	
Retained Earnings			
Particulars	31-03-2021	31-03-2020	
Balance as per last financial statement	200.00	200.00	
Add: Profit for the year	761.08	601.09	
Add: Transfer from FVTOCI Reserve	(5.17)	(6.86)	
<b>Balance available for Appropriations</b>	<b>955.91</b>	<b>794.23</b>	
<b>Less: Appropriations</b>			
Interim Dividend (₹ 3/- per share for the year 2020-21; PY: ₹ 2.50 per share for the year 2019-20)	66.68	58.95	
Tax deducted at Source / Dividend Distribution Tax on Interim Dividend	4.16	12.12	
Final Dividend (₹ 3/- per share for FY 2018-19)	-	70.74	
Dividend Distribution Tax on Final Dividend	-	14.54	
Transfer to General reserve	685.07	437.88	
<b>Total Appropriations</b>	<b>755.91</b>	<b>594.23</b>	
<b>Total</b>	<b>200.00</b>	<b>200.00</b>	

## Nature of Reserve

Retained Earnings represent the undistributed profits of the Company remaining after transfer to other Reserves.

		₹ in Crores	
Fair Value through Other Comprehensive Income Reserve (FVTOCI Reserve)			
Particulars	31-03-2021	31-03-2020	
Balance as per last financial statement	3.11	4.06	
Add: Other Comprehensive Income for the year	(3.13)	(7.81)	
<b>Sub-Total</b>	<b>(0.02)</b>	<b>(3.75)</b>	
Less: Transfer to Retained Earnings	(5.17)	(6.86)	
<b>Total</b>	<b>5.15</b>	<b>3.11</b>	

## Nature of Reserve

Fair Value through Other Comprehensive Income Reserve represents the balance in equity for items to be accounted in Other Comprehensive Income (OCI). The Company has opted to recognise the changes in the fair value of certain investments in equity instruments and remeasurement of defined benefit obligations in OCI. The Company transfers amounts from this reserve to Retained Earnings in case of actuarial loss / gain and in case of fair value recognition of equity instrument, the same will be transferred when the respective equity instruments are derecognised.

<b>Total</b>	<b>5,603.21</b>	<b>4,895.00</b>
--------------	-----------------	-----------------

## 26 Long Term Borrowings

		₹ in Crores	
Particulars	31-03-2021	31-03-2020	
<b>Secured</b>			
<b>Redeemable Non Convertible Debentures (NCDs) at par</b>			
7.12% Non Convertible Debentures Series A	-	100.00	
7.25% Non Convertible Debentures Series B	-	95.00	
6.90% Non Convertible Debentures Series C	100.00	100.00	
7.00% Non Convertible Debentures Series D	100.00	100.00	
5.50% Non Convertible Debentures Series E	195.00	-	
5.50% Non Convertible Debentures Series F	200.00	-	
Term Loans from Banks	1,350.83	1,222.83	
Soft Loan from Government	135.39	133.11	
<b>Unsecured</b>			
Interest free Deferred Sales tax liability	81.40	81.40	
<b>Total</b>	<b>2,162.62</b>	<b>1,832.34</b>	

# NOTES TO THE SEPARATE FINANCIAL STATEMENTS

for the year ended 31<sup>st</sup> March 2021

## Notes

### (a) Redeemable Non-Convertible Debentures (NCDs)

- (i) *Pari-Passu first charge by way of hypothecation on the movable fixed assets of the company (both present and future), excluding vehicles*
- (ii) *Pari-Passu first charge by way of mortgage on the Immovable properties of the company (both present and future) relating to the company's cement plant at Alathiyur, Tamil Nadu.*
- (iii) *The debentures are repayable on the specified due dates. The rate of interest and maturity date of redemption of debentures starting from farthest redemption is given below*

Particulars	Maturity Date	No. of Instalments	₹ in Crores
Series E - 5.50% Non Convertible Debentures	20-05-2024	1	195.00
Series D - 7.00% Non Convertible Debentures	26-05-2023	1	100.00
Series F - 5.50% Non Convertible Debentures	26-04-2023	1	100.00
Series F - 5.50% Non Convertible Debentures	24-02-2023	1	100.00
Series C - 6.90% Non Convertible Debentures	26-08-2022	1	100.00
Series B - 7.25% Non Convertible Debentures	20-12-2021	1	95.00
Series A - 7.12% Non Convertible Debentures	18-06-2021	1	100.00
<b>Sub-Total</b>		<b>7</b>	<b>790.00</b>
Less: Transferred to Current maturities of Long term borrowings [Note No.31]		2	195.00
<b>Total</b>		<b>5</b>	<b>595.00</b>

- (iv) *As per Companies (Share capital and Debentures) Amendment Rules 2019 notified on 16-08-2019, Debenture Redemption Reserve is not required to be created for privately placed debentures issued by listed companies. Since the Company has issued debentures by way of private placement, the debenture redemption reserve is not created.*

### (b) Term Loans from Banks

- (i) *Pari passu first charge, by way of hypothecation, on the entire movable fixed assets of the Company both present and future.*
- (ii) *The details of Term Loan Banks and its covenants are summarized below:*

Particulars	Interest Rate linked to	Interest Reset Frequency	₹ in Crores
5.25% Axis Bank repayable in 16 quarterly instalments	Repo Rate	Quarterly	50.00
6.25% Axis Bank repayable in 16 quarterly instalments	Repo Rate	Yearly	30.00
6.10% Federal Bank repayable in 14 equal quarterly instalments	3 month T-Bill	Quarterly	143.66
5.50% HDFC Bank repayable in 20 equal quarterly instalments	Repo Rate	Quarterly	2.50
6.10% HDFC Bank repayable in 12 equal quarterly instalments	Repo Rate	Quarterly	262.50
6.10% HDFC Bank repayable in 20 equal quarterly instalments	Repo Rate	Quarterly	534.15
6.50% Kotak Mahindra Bank repayable in 9 equal quarterly instalments	Repo Rate	Quarterly	300.00
5.25% HSBC Bank repayable in 2 equal quarterly instalments	1 year T-Bill	Yearly	200.00
5.90% HSBC Bank repayable in 6 equal quarterly instalments	3 month T-Bill	Quarterly	125.00
5.90% HSBC Bank repayable in 7 equal quarterly instalments	3 month T-Bill	Quarterly	87.50
5.90% HSBC Bank repayable in 9 equal quarterly instalments	3 month T-Bill	Quarterly	37.50
<b>Total</b>			<b>1,772.81</b>

# NOTES TO THE SEPARATE FINANCIAL STATEMENTS

for the year ended 31<sup>st</sup> March 2021

The above term loans are repayable in quarterly instalments at various due dates and the maturity profile grouped as given below:

Repayment Due	No. of Instalments	₹ in Crores
2021 - 22	12	421.98
2022 - 23	12	520.06
2023 - 24	12	460.07
2024 - 25	10	237.87
2025 - 26	8	127.33
2026 - 27	3	5.50
<b>Sub-total</b>	<b>57</b>	<b>1,772.81</b>
Less: Transferred to Current maturities of Long term borrowings [Refer Note No.31]	12	421.98
<b>Total</b>	<b>45</b>	<b>1,350.83</b>

## (c) Soft Loan from Government

- (i) The Company has measured the loans availed at a concessional rate at fair value. The difference between fair value of the loan and the carrying amount is classified as Deferred Grant.

Particulars	₹ in Crores	
	31-03-2021	31-03-2020
Balance as at the beginning of the year	133.11	130.28
Add: Fair value of Soft loan availed during the year	-	0.85
Add: Interest on the fair value of soft loan as at the reporting date	2.28	1.98
<b>Total</b>	<b>135.39</b>	<b>133.11</b>

- (ii) *Pari passu* first charge, by way of hypothecation on the movable fixed assets and mortgage on the immovable properties pertaining to Cement unit located in Ariyalur, Expansion at Ramasamyraja nagar Plant, Grinding units at Chengalpattu and Salem.
- (iii) This loan carries an interest rate of 0.10% p.a. and are repayable upon completion of 10<sup>th</sup> year from the date of availment.
- (iv) Undiscounted value of the soft loan from government being, ₹ 153.04 Crores (Fair value as at the reporting date is ₹ 135.39 Crores), are repayable as per the schedule given below:

Repayment Due	₹ in Crores	
	Instalment Amount	
April 2022	30.74	
April 2023	50.01	
April 2024	30.02	
April 2025	18.60	
April 2026	10.00	
April 2027	5.74	
April 2028	4.95	
April 2029	2.98	
<b>Total</b>	<b>153.04</b>	

## (d) Interest free Deferred Sales tax Liability

- (i) The Company has opted to apply the fair value measurements for the loans availed at a concessional rate prospectively and accordingly, the Company has used its previous GAAP carrying amount of the loan at the date of transition to Ind AS as the carrying amount of the loan in the opening Ind AS Balance sheet. The Company has not availed any interest free loan after the transition date.
- (ii) The Company has availed Interest free Deferred Sales tax liability from State Government under Deferral Sales tax scheme for the Investments made in Alathiyur and Jayanthipuram plant, which are measured at transaction value.

# NOTES TO THE SEPARATE FINANCIAL STATEMENTS

for the year ended 31<sup>st</sup> March 2021

(iii) The maturity profile of Interest free Deferred Sales tax liability is given below:

Repayment Due	No. of Instalments	₹ in Crores
2022 - 23	4	16.24
2023 - 24	9	38.21
2024 - 25	4	18.64
2025 - 26	3	8.31
<b>Total</b>	<b>20</b>	<b>81.40</b>

(e) The disclosures with regard to borrowings of large corporates in terms of SEBI Circular No.SEBI/HO/DDHS/CIR/P/2018/144 dated 26-11-2018 is as below:

Particulars	₹ in Crores
(i) Incremental borrowings done in FY 2020-21 - Long term borrowings from Bank	1,111.65
(ii) Mandatory borrowing to be done through issuance of debt securities [25% of (i)]	277.91
(iii) Actual borrowings done through debt securities, Non-convertible debentures	395.00
(iv) Shortfall in the mandatory borrowings through debt securities, if any	-
(v) Reasons for shortfall, if any, in mandatory borrowings through debt securities	Not Applicable

(f) The Company has used the borrowings from banks and financial institutions for the specific purpose for which it was taken as at the reporting date.

(g) Registration, Modification and Satisfaction of charges relating to the year under review, had been filed with the ROC, within the prescribed time or within the extended time requiring the payment of additional fees

(h) Refer Note No.55 for information about risk profile of borrowings under Financial Risk Management.

## 27 Lease Liabilities

Particulars	₹ in Crores	
	31-03-2021	31-03-2020
Lease Liabilities [Refer Note No.50]	7.95	8.06
<b>Total</b>	<b>7.95</b>	<b>8.06</b>

## 28 Provisions (Long term)

Particulars	₹ in Crores	
	31-03-2021	31-03-2020
Provision for Mines Restoration Obligation	32.06	24.03
<b>Total</b>	<b>32.06</b>	<b>24.03</b>

### Notes

(a) The Company provides for the expenses at fair value that are required to restore the mines based on the estimated mineral reserves available and is included in Cost of materials consumed. The unwinding of discount on provision is shown as Finance Costs in the Statement of Profit and Loss.

(b) Movement in Provisions for Mines Restoration Obligation

Particulars	₹ in Crores	
	31-03-2021	31-03-2020
Carrying amount as at the beginning of the year	24.03	15.69
Add: Provision created during the year	5.31	6.37
Add: Unwinding of discount on provisions	2.72	1.97
<b>Carrying amount as at the end of the year</b>	<b>32.06</b>	<b>24.03</b>

# NOTES TO THE SEPARATE FINANCIAL STATEMENTS

for the year ended 31<sup>st</sup> March 2021

## 29 Deferred Tax Liabilities (net)

₹ in Crores

Particulars	As at 01-04-2019	MAT Credit (Set off Utilised) / Reversed	Recognised in Profit and Loss	As at 31-03-2020	MAT Credit (Set off Utilised) / Reversed	Recognised in Profit and Loss	As at 31-03-2021
Tax Impact on difference between book depreciation and depreciation under the Income Tax Act, 1961	914.16	-	75.39	989.55	-	116.80	1,106.35
Tax Impact on amortization of intangible assets	0.11	-	(0.06)	0.05	-	(0.05)	-
Tax impact on provision for compensated absences	(7.83)	-	(1.29)	(9.12)	-	(1.82)	(10.94)
Tax impact on allowance for expected credit losses	(2.42)	-	0.11	(2.31)	-	(0.07)	(2.38)
Tax Impact on lease accounting as per Ind AS 116	-	-	(0.02)	(0.02)	-	(0.16)	(0.18)
Tax Impact on Asset related subsidy from Government	(0.10)	-	0.02	(0.08)	-	0.02	(0.06)
Unused tax credits (i.e) MAT Credit Entitlement	(32.97)	0.07	(27.29)	(60.33)	(35.84)	19.86	(4.63)
Others	(0.51)	-	-	(0.51)	-	-	(0.51)
<b>Total</b>	<b>870.44</b>	<b>0.07</b>	<b>46.86</b>	<b>917.23</b>	<b>(35.84)</b>	<b>134.58</b>	<b>1,087.65</b>

## Reconciliation of Deferred tax Liabilities (Net)

₹ in Crores

Particulars	31-03-2021	31-03-2020
<b>Balance at the beginning of the year</b>	<b>917.23</b>	<b>870.44</b>
Deferred Tax Expense during the year recognised in Statement of Profit and Loss	134.58	46.86
MAT Credit Set-off utilised / (reversed) during the year	35.84	(0.07)
<b>Balance at the end of the year</b>	<b>1,087.65</b>	<b>917.23</b>

## Components of Tax Expenses

₹ in Crores

Particulars	31-03-2021	31-03-2020
<b>(i) Profit or Loss Section</b>		
<b>Current Tax</b>		
Current Income Tax charge	245.63	139.02
Current Tax adjustments of earlier years	(1.61)	0.24
<b>Deferred Tax</b>		
Relating to the origination and reversal of temporary differences	115.80	74.28
MAT Credit Recognition	-	(36.74)
Deferred Tax adjustments of earlier years	18.78	9.32
<b>Total Tax Expenses recognised in Profit or Loss section</b>	<b>378.60</b>	<b>186.12</b>
<b>(ii) Other Comprehensive Income Section</b>		
Current Tax credit on remeasurement losses on defined benefit obligations, net	(2.77)	(3.68)
<b>Total Tax Credit to OCI</b>	<b>(2.77)</b>	<b>(3.68)</b>
<b>(iii) Total Tax Expenses recognised in Statement of Profit and Loss (i) + (ii)</b>	<b>375.83</b>	<b>182.44</b>



# NOTES TO THE SEPARATE FINANCIAL STATEMENTS

for the year ended 31<sup>st</sup> March 2021

Reconciliation of the Income tax provision to the amount computed by applying the statutory Income tax rate to the Income before taxes is summarised below:

Particulars	₹ in Crores	
	31-03-2021	31-03-2020
<b>Accounting Profit before Tax (including OCI)</b>	<b>1,133.78</b>	<b>775.72</b>
Corporate Tax Rate %	34.944%	34.944%
<b>Computed Tax Expense</b>	<b>396.19</b>	<b>271.07</b>
<b>Increase/(reduction) in taxes on account of:</b>		
Tax adjustments of earlier years	17.17	9.56
Non-deductible expenses	9.54	12.97
Income exempt / eligible for deduction under chapter VI-A	(43.04)	(110.40)
Additional allowances / deductions for tax purposes	(4.03)	(0.76)
<b>Tax Expenses recognised in the Statement of Profit and Loss</b>	<b>375.83</b>	<b>182.44</b>

## Notes

- (a) The Company provides for taxation based on Regular method (PY: MAT) during the year.
- (b) Tax adjustments of earlier years represent amount provided for / written back based on recent assessment orders.
- (c) A new Section 115BAA in the Income Tax Act, 1961, vide the Taxation Laws (Amendment) Ordinance 2019, is introduced providing domestic companies a non-reversible option to pay corporate tax at reduced rates effective 01-04-2019 subject to certain conditions. Since new tax regime are not beneficial in view of various deductions, exemptions and MAT Credit Entitlement available under existing tax regime, the Company has not adopted new tax rates for the year and continue to adopt tax rates under existing tax regime. Accordingly, the Company has recognised deferred tax at the existing rates.

## 30 Deferred Government Grants (Non-current)

Particulars	₹ in Crores	
	31-03-2021	31-03-2020
Deferred Government Grant	11.45	12.83
<b>Total</b>	<b>11.45</b>	<b>12.83</b>

## Notes

- (a) Deferred Government Grants comprises of -
- (i) Fair value of Interest benefit below market rate of Interest pertaining to Soft Loan from Government is recognised as Deferred Grant and recognised as Grant Income over the useful life of the underlying PPE.
- (ii) Industrial Promotion Assistance (IPA) provided by Department of Industries, Government of Andhra Pradesh towards creation of infrastructure facilities is recognised as 'Grant Income' over the useful life of the underlying PPE.

- (b) Movement in Government Grants

Particulars	₹ in Crores	
	31-03-2021	31-03-2020
As at the beginning of the year	14.21	14.35
Add: Recognition of Deferred Grant - Soft Loan from Government [Refer Note No.26(c)]	-	2.12
Less: Recognised as Grant Income in the Statement of Profit and Loss [Refer Note No.37]	1.38	2.26
<b>Total Deferred Government Grant</b>	<b>12.83</b>	<b>14.21</b>
Less: Current portion of Government Grant [Refer Note No.36]	1.38	1.38
<b>Non-Current Deferred Government Grants</b>	<b>11.45</b>	<b>12.83</b>

# NOTES TO THE SEPARATE FINANCIAL STATEMENTS

for the year ended 31<sup>st</sup> March 2021

## 31 Short Term Borrowings

Particulars	₹ in Crores	
	31-03-2021	31-03-2020
<b>Secured</b>		
Loan from Banks	170.00	140.00
Current Maturities of Long Term Borrowings [Refer Note No.26]	616.98	328.00
<b>Unsecured</b>		
Loans and advances from Director	2.56	1.39
Loan from Banks	-	260.00
Current Maturities of Long Term Borrowings [Refer Note No.26]	-	63.69
Commercial Papers	149.56	398.67
<b>Total</b>	<b>939.10</b>	<b>1,191.75</b>

### Notes

(a) Short term Borrowings (other than Current maturities of Long term borrowings) are secured by way of first pari passu hypothecation charge on trade receivables and inventories of the Company, present and future. The quarterly returns or statements filed by the Company with the banks or financial institutions are in agreement with the books of accounts

(b) Current maturities of Long term Borrowings comprises of maturities towards: ₹ in Crores

Particulars	31-03-2021	31-03-2020
<b>Secured</b>		
Non-convertible debentures	195.00	-
Term Loan from Banks	421.98	328.00
<b>Unsecured</b>		
Interest free Deferred Sales tax liability	-	63.69
<b>Total</b>	<b>616.98</b>	<b>391.69</b>

The details with regard to nature of security are furnished in Note No.26.

(c) Loans and advances from Director represents amount due to Chairman and Managing Director, which carry an interest rate linked to SBI one-year Domestic Bulk Term Deposit Interest rate. The interest accrued during the year amounts to ₹ 0.13 Crores (PY: ₹ 0.15 Crores).

(d) Other Short term borrowings availed during the year carry interest rates ranging from 4% to 7.65% p.a. in respect of Loan from Banks, 7.35% to 9.20% p.a. in respect of Cash credit and 3.25% to 5.30% p.a. in respect of Commercial Papers.

(e) The Company has used the borrowings from banks and financial institutions for the specific purpose for which it was taken as at the reporting date.

(f) Refer Note No.55 for information about risk profile of borrowings under Financial Risk Management.

## 31a Lease Liabilities

Particulars	₹ in Crores	
	31-03-2021	31-03-2020
Lease Liabilities [Refer Note No.50]	0.11	0.10
<b>Total</b>	<b>0.11</b>	<b>0.10</b>

## 32 Trade Payables

Particulars	₹ in Crores	
	31-03-2021	31-03-2020
Dues of Micro and Small Enterprises	4.15	14.15
Dues of Creditors other than Micro and Small Enterprises		
- Payables to Related parties [Refer Note No.53(c)(7)]	0.04	1.04
- Others	359.24	326.25
<b>Total</b>	<b>363.43</b>	<b>341.44</b>

# NOTES TO THE SEPARATE FINANCIAL STATEMENTS

for the year ended 31<sup>st</sup> March 2021

## Notes

- (a) The disclosures as per the requirement of The Micro, Small and Medium Enterprises Development Act, 2006 are furnished in Note No.56
- (b) Refer Note No.55 for information about risk profile of Trade payables under Financial Risk Management.

## 33 Other Financial Liabilities

Particulars	₹ in Crores	
	31-03-2021	31-03-2020
Interest accrued	23.75	10.77
Unclaimed dividends	2.45	2.58
Unclaimed Matured Fixed Deposits	0.01	0.01
Security Deposits from		
- Associates [Refer Note No.53(c)(4) & Note No.53(c)(5)]	0.11	0.11
- Other related parties [Refer Note No.53(c)(4)]	0.23	0.23
- Customers	642.18	458.52
- Service providers	5.95	5.14
Payables for Capital Goods	141.57	150.93
Financial Guarantee Obligation [Refer Note No.47]	1.77	2.77
Book overdraft	69.29	33.64
Other payables	3.51	3.45
<b>Total</b>	<b>890.82</b>	<b>668.15</b>

## Notes

- (a) Unclaimed Dividends / Fixed deposits represent amount not due for transfer to Investor Education and Protection Fund.
- (b) The Company has recognised financial guarantee obligation at fair value towards the corporate guarantees issued to the bankers on behalf of Related parties, and the same is recognised as other Income over the tenure of the corporate guarantee.
- (c) The payables for capital goods due to related parties are furnished in Note No.53(c)(7)
- (d) The disclosures as per the requirement of The Micro, Small and Medium Enterprises Development Act, 2006 are furnished in Note No.56

## 34 Other Current Liabilities

Particulars	₹ in Crores	
	31-03-2021	31-03-2020
Statutory liabilities payable	68.09	37.86
Advances from / Credit balances with Customers	122.29	64.23
<b>Total</b>	<b>190.38</b>	<b>102.09</b>

## Notes

- (a) Advances / Credit balances with Customers represent contract liabilities for which performance obligations are pending as at the reporting date. These are received in the normal course of business and adjusted against subsequent supplies.
- (b) The Company has applied the exemption specified in Paragraph 121 of Ind AS 115, since all the goods or services supplied by the Company are due for delivery within the next 12 months

## 35 Provisions (Short term)

Particulars	₹ in Crores	
	31-03-2021	31-03-2020
Provision for Compensated absences [Refer Note No.48]	31.30	26.09
Provision for disputed income tax liabilities	0.71	2.95
<b>Total</b>	<b>32.01</b>	<b>29.04</b>

## Notes

- (a) The Company provides for expenses towards compensated absences provided to its employees. The expense is recognized at the present value of the amount payable determined based on an independent external actuarial valuation as at the Balance Sheet date, using Projected Unit Credit method.

# NOTES TO THE SEPARATE FINANCIAL STATEMENTS

for the year ended 31<sup>st</sup> March 2021

(b) Movement in Provisions for compensated absences

₹ in Crores

Particulars	31-03-2021	31-03-2020
Carrying amount as the beginning of the year	26.09	22.41
Add: Current Service Cost	1.09	0.91
Add: Interest Cost	1.64	1.65
Add: Actuarial Loss	5.72	3.38
Less: Benefits paid	3.24	2.26
<b>Carrying amount as at the end of the year</b>	<b>31.30</b>	<b>26.09</b>

(c) The Company provides for income tax liability based on the various disallowances in the assessments.

(d) Movement in Provisions for disputed income tax liabilities

₹ in Crores

Particulars	31-03-2021	31-03-2020
Carrying amount as the beginning of the year	2.95	2.88
Add: Provision reclassified from Liabilities for current tax	-	0.07
Less: Tax adjustments based on Viwas Se Viswas Scheme	0.63	-
Less: Excess tax provision written back during the year	1.61	-
<b>Carrying amount as at the end of the year</b>	<b>0.71</b>	<b>2.95</b>

## 36 Deferred Government Grants (Current)

₹ in Crores

Particulars	31-03-2021	31-03-2020
Deferred Government Grants [Refer Note No.30]	1.38	1.38
<b>Total</b>	<b>1.38</b>	<b>1.38</b>

## 37 Revenue from Operations

₹ in Crores

Particulars	31-03-2021	31-03-2020
<b>Sale of Products</b>		
<b>Domestic Sales</b>		
Cement	5,123.86	5,126.96
Dry Mortar Products	29.70	30.59
Ready Mix Concrete	11.92	14.16
<b>Export Sales</b>		
Cement - Direct Exports	0.02	1.86
Cement - Deemed Exports	15.86	16.83
Cement - Sale through Foreign branch	7.34	95.02
<b>Other Operating Revenue</b>		
Sale of power generated from Windmills	56.42	58.07
Scrap Sales	13.98	11.97
Industrial Promotion Assistance	7.96	10.72
Deferred Grant Income [Refer Note No.30]	1.38	2.26
<b>Total</b>	<b>5,268.44</b>	<b>5,368.44</b>

### Notes

(a) The disaggregation of revenue as required under Ind AS 115 is given below

₹ in Crores

Particulars	31-03-2021	31-03-2020
Gross Revenue from Operations	7,513.97	7,884.42
Less: Rebates & Discounts	778.02	1,050.33
Less: GST	1,467.51	1,465.65
<b>Revenue from Operations (net of GST)</b>	<b>5,268.44</b>	<b>5,368.44</b>

# NOTES TO THE SEPARATE FINANCIAL STATEMENTS

for the year ended 31<sup>st</sup> March 2021

- (b) The Company has generated 21.42 Crore units (PY: 22.68 Crore units) net of wheeling and banking at windfarms for a monetary value of ₹ 56.42 Crores (PY: ₹ 58.07 Crores). Refer Note No.21(c) for information relating to changes in entity's contract assets.
- (c) Income recognised as Industrial Promotion Assistance represents amount receivable from Government of Andhra Pradesh under IDP 2015-20 Scheme.
- (d) The Company's Revenue from sale of products is recognised upon transfer of control of such products to the customer at a point in time. Revenue from windmills is recognised upon transmission of energy to the grids of state electricity boards.
- (e) No single customer contributed 10% or more to the Company's revenue for the year ended 31-03-2021 and 31-03-2020

## 38 Other Income

Particulars	₹ in Crores	
	31-03-2021	31-03-2020
Interest Income	11.99	14.09
Dividend Income	1.41	1.43
Sundry Receipts	7.11	8.80
Lease Rental Receipts	9.97	10.39
Carbon Credit sales	-	0.19
Gain on Exchange Difference (net)	3.86	2.13
Fair value gain on Mutual Funds	0.21	-
Profit on Sale of Property, plant and equipment & Investment Property (net)	0.09	0.17
<b>Total</b>	<b>34.64</b>	<b>37.20</b>

### Notes

- (a) Interest Income include interest on overdue outstandings by TANGEDCO - Nil (PY: ₹ 2.27 Crores). Interest Income comprises of amount recognised as income from financial assets that are measured at Amortized Cost calculated using effective interest rate method.

- (b) Dividend Income comprises of amount received towards securities measured at:

Particulars	₹ in Crores	
	31-03-2021	31-03-2020
- Deemed Cost (Subsidiaries and Associates)	1.34	1.35
- Fair value through Profit and Loss (FVTPL)	0.04	0.05
- Fair value through Other Comprehensive Income (FVTOCI)	0.03	0.03
<b>Total</b>	<b>1.41</b>	<b>1.43</b>

- (c) Sundry Receipts include Duty Drawback from Customs towards Exports of ₹ 0.02 Crores (PY: ₹ 0.61 Crores) and fair value recognition of financial guarantee contracts of ₹ 1 Crore (PY: ₹ 1.04 Crore).
- (d) The disclosures pertaining to lease rental receipts as required under Ind AS 116 are disclosed in Note No.50.

## 39 Cost of Materials Consumed

Particulars	₹ in Crores	
	31-03-2021	31-03-2020
Lime stone	275.31	350.76
Freight & Handling - Inter unit clinker transfer	161.83	223.09
Pozzolona Material	103.42	106.59
Gypsum	65.25	65.50
Purchased Clinker	101.86	80.35
Aggregates	23.31	16.72
Other Additives	71.96	63.43
Material handling expenses	15.90	14.71
<b>Total</b>	<b>818.84</b>	<b>921.15</b>



# NOTES TO THE SEPARATE FINANCIAL STATEMENTS

for the year ended 31<sup>st</sup> March 2021

## 40 Changes in Inventories of Finished goods and Work-in-progress

₹ in Crores

Particulars	31-03-2021	31-03-2020
<b>Closing Stock</b>		
Finished Goods	34.91	67.48
Work-in-progress	39.82	53.77
	<b>74.73</b>	<b>121.25</b>
<b>Opening stock</b>		
Finished Goods	67.48	33.85
Work-in-progress	53.77	40.01
	<b>121.25</b>	<b>73.86</b>
<b>Total</b>	<b>46.52</b>	<b>(47.39)</b>

## 41 Employee Benefits Expense

₹ in Crores

Particulars	31-03-2021	31-03-2020
Salaries and Wages	316.08	288.22
Workmen and Staff welfare	34.91	34.31
Contribution to Provident Fund and other funds [Refer Note No.48]	39.54	34.69
Employee Stock Options Expense [Refer Note No.49]	19.54	21.52
<b>Sub-total</b>	<b>410.07</b>	<b>378.74</b>
Less: Amount recognised in Other Comprehensive Income	7.94	10.54
<b>Total</b>	<b>402.13</b>	<b>368.20</b>

### Notes

- (a) Amount recognised in Other Comprehensive Income represent remeasurement losses on defined benefit obligations i.e. Gratuity fund, recognised in OCI
- (b) Refer Note No.48 for disclosures pertaining to defined contribution plan and defined benefit obligations under Ind AS 19.

## 42 Finance Costs

₹ in Crores

Particulars	31-03-2021	31-03-2020
Interest on Term loans	46.11	59.99
Interest on Debentures	32.77	5.20
Interest expense on lease liabilities [Refer Note No.50]	0.19	0.19
Others	8.55	5.97
<b>Total</b>	<b>87.62</b>	<b>71.35</b>

### Notes

- (a) Interest on Term loans and Debentures represent interest calculated using the effective interest rate method.
- (b) The above Finance Costs is net of capitalised portion of ₹ 100.25 Crores (PY: ₹ 82.97 Crores) attributable to the qualifying assets.
- (c) Others include unwinding of discounts on provisions of ₹ 2.72 Crores (PY: ₹ 1.97 Crores)
- (d) Refer Note No.55 for information about Interest rate risk exposure under Financial Risk Management.

## 43 Depreciation & Amortisation Expense

₹ in Crores

Particulars	31-03-2021	31-03-2020
Depreciation on Property, Plant & Equipment [Refer Note No.6]	338.49	281.20
Depreciation on Investment Property [Refer Note No.8]	2.78	2.98
Amortization of Intangible Assets [Refer Note No.9]	22.32	32.21
<b>Sub-total</b>	<b>363.59</b>	<b>316.39</b>
Less: Depreciation adjustments [Refer Notes below]	8.29	1.13
<b>Total</b>	<b>355.30</b>	<b>315.26</b>

# NOTES TO THE SEPARATE FINANCIAL STATEMENTS

for the year ended 31<sup>st</sup> March 2021

## Notes

Depreciation adjustments comprise -

- Amount transferred to Capital Work-in-progress of ₹ 2 Crores (PY: ₹ 1.13 Crores) since future economic benefits embodied in an assets are absorbed in producing other assets.
- Amount transferred to Claims receivable of ₹ 6.29 Crores by way of reversal of the concerned asset, which was earlier capitalised as part of cost of asset being CENVAT reversed under protest in the earlier years, owing to receipt of favorable order from the Appellate Authority

## 44 Other Expenses

Particulars	₹ in Crores	
	31-03-2021	31-03-2020
<b>Manufacturing Expenses</b>		
Packing Materials consumption	187.49	211.21
Stores and Spares consumption	61.27	69.02
Repairs to Plant and equipments	81.47	83.59
Repairs to Buildings	13.88	16.48
Repairs to Vehicles and locomotives	7.90	10.39
General repairs	0.10	0.24
<b>Establishment Expenses</b>		
Managing Director Remuneration	59.66	40.91
IT & Communication expenses	19.18	19.28
Insurance [Refer Note (a) below]	21.35	11.57
Outsourced establishment expenses	9.32	9.19
General Administration Expenses	4.25	4.57
Travelling expenses	19.02	31.53
Training & Development Expenses	0.13	2.35
Filing & Registration Fees	0.28	0.22
Lease Rent [Refer Note (b) below]	13.68	13.68
Miscellaneous Expenses	5.20	10.45
Legal and Consultancy expenses	8.90	7.11
Bank Charges	0.49	1.25
Audit Fees and Expenses [Refer Note (c) below]	0.48	0.47
Security Charges	25.32	19.81
Board Meeting expenses	0.01	0.08
Directors' Sitting fees	0.54	0.55
Donations [Refer Note (d) below]	9.29	21.00
CSR expenditure [Refer Note (e) & (f) below]	18.01	14.99
Rates and taxes	12.41	16.73
<b>Selling and Distribution Expenses</b>		
Advertisement expenses	21.44	108.79
Sales Promotion expenses	19.57	61.92
Selling Agents' Commission	15.39	19.86
Other Selling expenses	2.50	3.41
Impairment allowance for trade receivables	0.31	0.14
Bad Debts written off	2.27	-
<b>Total</b>	<b>641.11</b>	<b>810.79</b>

## Notes

- Insurance for 2020-21 include ₹ 6.29 Crores towards increase in premium rate pertaining to Industrial All Risk Policy and ₹ 1.99 Crores (PY: Nil) towards medical and life cover for employees in view of pandemic caused by COVID 19.
- The disclosures pertaining to lease rent as required under Ind AS 116 are disclosed in Note No. 50.

# NOTES TO THE SEPARATE FINANCIAL STATEMENTS

for the year ended 31<sup>st</sup> March 2021

(c) Audit Fees and Expenses (net of tax credits)

₹ in Crores

Particulars	31-03-2021	31-03-2020
<b>Statutory Auditors</b>		
- Statutory Audit [include Foreign Branch Audit fees of ₹ 0.01 Crores (PY: ₹ 0.01 Crores)]	0.26	0.26
- Other Certification work	0.10	0.06
- Reimbursement of Expenses	0.00	0.03
<b>Tax Auditors</b>		
- Tax Audit	0.03	0.03
- Other Certification work	0.00	0.00
- Reimbursement of Expenses	0.00	0.00
<b>Cost Auditors</b>		
- Cost Audit	0.05	0.05
- Reimbursement of Expenses	0.00	0.00
<b>Secretarial Auditors</b>		
- Secretarial Audit	0.04	0.03
- Reimbursement of Expenses	0.00	0.01
<b>Total</b>	<b>0.48</b>	<b>0.47</b>

(d) Donations include -

₹ in Crores

Particulars	31-03-2021	31-03-2020
- Contributions to Political parties through Electoral Bonds / Cheque	4.00	17.00
- Contributions to Chief Minister's Relief Fund, Odisha	-	2.00
- Contributions to Chief Minister's Relief Fund, Andhra Pradesh	2.50	-
<b>Total</b>	<b>6.50</b>	<b>19.00</b>

(e) The Company is required to spend gross CSR expenditure of ₹ 15.14 Crores for the year (PY: ₹ 15.60 Crores) in accordance with Section 135 of the Companies Act, 2013 read with Companies (Corporate Social Responsibility Policy) Rules, 2014. As against this, the Company has spent ₹ 18.01 Crores (PY: ₹ 14.99 Crores) in the following categories, in cash, for the purposes other than the construction / acquisition of asset, thereby there is no shortfall for the financial year 2020-21. The Company had a cumulative shortfall in CSR spending of ₹ 1.90 Crores for the period upto 31<sup>st</sup> March 2020; whereas the Company has spent an excess of ₹ 2.87 Crores beyond the amount required to be spent for the year under review. Apart from that, the Company had spent on other social causes and projects, which do not qualify as CSR expenditure under the classification listed in Schedule VII of the Companies Act 2013

₹ in Crores

Categories / Nature of CSR Activities	31-03-2021	31-03-2020
Rural Development Projects	1.31	1.56
Promotion of Education	2.43	4.29
Promotion of Health Care including Preventive Health Care	7.65	1.76
Protection of Art and Culture	0.07	0.29
Restoration of Building and Sites of Historical importance and Works of Art	0.90	1.43
Eradication of Hunger	2.59	0.35
Making available Safe Drinking Water	1.85	1.97
Protection of National heritage Art and culture	0.27	0.29
Promotion of Nationally recognised Sports, Rural sports & Paralympics sports	0.04	0.62
Environmental Sustainability	0.37	0.77
Vocational Skill Training	0.43	0.84
Promotion and Development of Traditional Art	0.01	0.06
Livelihood Enhancement Projects	0.04	0.71
Contribution for setting up of Homes and Hostels for Women and Orphans	0.03	0.03
Measures for the benefit of Armed forces	0.02	0.02
<b>Total</b>	<b>18.01</b>	<b>14.99</b>

# NOTES TO THE SEPARATE FINANCIAL STATEMENTS

for the year ended 31<sup>st</sup> March 2021

*Promotion of Health Care including Preventive Health Care include Contribution of ₹ 2.50 Crores (PY: Nil) to Tamil Nadu State Disaster Management Authority*

(f) The details of related party transactions in relation to CSR Expenditure are furnished in Note No.53(a)(23)

## 45. Commitments

Particulars	₹ in Crores	
	31-03-2021	31-03-2020
Estimated amount of contracts remaining to be executed on capital account and not provided for (net of capital advances)	1,354.38	1,562.17

## 46. Contingent Liabilities

Particulars	₹ in Crores	
	31-03-2021	31-03-2020
46.1 Guarantees given by the bankers on behalf of company	154.22	145.96
46.2 Demands/Claims not acknowledged as Debts in respect of matters in appeals relating to -		
Income Tax [Refer Note No.46.2.1]	68.34	56.20
VAT & Input Tax Credit, CST [Refer Note No.46.2.2]	9.88	9.88
Excise Duty, CENVAT Credit [Refer Note No.46.2.3]	356.01	356.14
Other demands [Refer Note No.46.2.4 to 46.2.22]	314.23	314.23

46.2.1 Income tax assessments have been completed up to the accounting year ended 31-03-2015 i.e., Assessment Year 2015-16. The company has preferred appeals before appellate authorities in respect of various disallowances in assessments and the appeals are pending. As against the tax demand of ₹ 68.34 Crores (PY: ₹ 56.20 Crores), the department has adjusted ₹ 3.98 Crores (PY: ₹ 2.56 Crores) against refund due / tax credits. In the opinion of Management, there may not be any tax liability with regard to the said disallowances and the refunds so adjusted for ₹ 3.98 Crores are held in "Deposits under protest, in appeals" under other non-current assets.

During the year the company has opted for settlement under Vivad Se Vishwas Scheme notified by the Central Government, to resolve various disputes under Income Tax amounting to ₹ 1.98 Crores (PY: Nil). As per the scheme, the company has availed immunity against interest for ₹ 0.90 Crores on such disputed cases and has paid tax amounting to ₹ 0.64 Crores (PY: Nil). Accordingly, the opted disputes were treated as resolved as per the scheme.

46.2.2 In respect of statutory appeals with the Appellate Authorities under State Sales Tax Acts / VAT Acts & CST Act in various states, as against net tax demands amounting to ₹ 9.88 Crores (PY: ₹ 9.88 Crores), a sum of ₹ 3.26 Crores (PY: ₹ 3.26 Crores) have been paid under protest. The amount paid under protest is held in "Deposits under protest, in appeals" under other non-current assets.

46.2.3 As against the levy of differential Excise Duty on cement in "Bulk & Cement supplies to industrial consumers" including penalty amounting to ₹ 18.66 Crores (PY: ₹ 18.66 Crores) demanded by the Department, denying the concession provided under relevant notifications, a sum of ₹ 18.43 Crores (PY: ₹ 18.43 Crores) remain un-paid as at 31-03-2021. The Company has paid ₹ 0.23 Crores (PY: ₹ 0.23 Crores) as pre-deposit in compliance of the interim orders by the appellate authorities and is held in "Deposits under protest, in appeals" under other non-current assets.

In respect of other disputed demands under adjudication as at 31-03-2021 for ₹ 337.35 Crores (PY: ₹ 337.48 Crores) due to disallowance of CENVAT credit on some of the inputs, capital goods, service tax on goods transports and levy of differential Excise Duty with consequential interest and penalty, a sum of ₹ 318.88 Crores (PY: ₹ 317.42 Crores) remain un-paid. The Company has paid so far ₹ 18.47 Crores (PY: ₹ 20.06 Crores) as pre-deposit in compliance of the interim orders by the appellate authorities and such pre deposits were held in "Deposits under protest, in appeals" under other non-current assets. Out of the disputed demands of ₹ 337.35 Crores, the Company had favourable orders from the lower authorities for ₹ 106.22 Crores (PY: ₹ 78.93 Crores) against which the Department has preferred appeals before appellate authorities.

# NOTES TO THE SEPARATE FINANCIAL STATEMENTS

for the year ended 31<sup>st</sup> March 2021

- 46.2.4 TANGEDCO has raised a demand towards compensation charges of ₹ 0.92 Crores alleging that the Company has exceeded the quota of power consumption during evening peak hours. The Company has filed writ petition before the High Court of Madras and the same has been admitted. However, the Company had deposited the amount of ₹ 0.92 Crores under protest and the same is held in "Deposits under protest, in appeals" under other non-current assets.
- 46.2.5 Government of Karnataka has imposed Environmental Protection Fee of ₹ 5.80 crores, in connection with Company's mining leases. In the writ petitions filed by the Company and other similarly affected companies, the High Court of Karnataka, has stayed the imposition of the fee. As per the interim order, the Company has deposited a sum of ₹ 2.90 Crores (PY: ₹ 2.90 Crores) and the same is held in "Deposits under protest, in appeals" under other non-current assets.
- 46.2.6 The Competition Commission of India (CCI) vide its order dated 31-08-2016 had imposed a penalty of ₹ 258.63 Crores on the company towards alleged cartelisation. Our appeal along with the appeals of other cement companies had been dismissed by NCLAT vide its order dated 25-07-2018. Against the order, the company appealed to the Honourable Supreme Court, which by its order dated 05-10-2018 admitted the appeal and directed to continue the interim order passed by NCLAT. Accordingly, the company re-deposited ₹ 25.86 Crores being 10% of the penalty and the said deposit is classified under "Bank Balances other than Cash and Cash Equivalents." The Company backed by legal opinion, believes that it has a good case and hence no provision is made.
- 46.2.7 The Writ Petitions filed by the company in the Madras High Court against Tamil Nadu Electricity Board (TNEB) towards levy of electricity tax at 15% on the generation of power from captive generator sets using furnace oil are pending. The levy pertains to the period 01-01-1992 to 30-10-1997. The total disputed amount of ₹ 1.34 Crores has been paid under protest and the same is held in "Deposits under protest, in appeals" under other non-current assets.
- 46.2.8 Southern Power Distribution Company of Andhra Pradesh Limited has demanded an amount of ₹ 0.32 Crores towards alleged excess load factor incentives allowed by them. The Company has filed an appeal before High Court of Andhra Pradesh and obtained an order of interim stay.
- 46.2.9 Andhra Pradesh Transmission Corporation Limited (APTRANSCO) has levied ₹ 5.91 Crores as Fuel Surcharge Adjustment (FSA) for the period from April 2008 to December 2012. Out of that, the company has paid and expensed ₹ 3.85 Crores and the balance amount of ₹ 2.06 Crores is not presently enforceable for the reasons that a part of the amount is covered in the appeal filed by the APTRANSCO before Supreme Court and the interim order granted in favour of the company by the Honourable AP High court. APERC has ordered that this FSA is not leviable from January 2013 onwards.
- 46.2.10 The Director of Geology & Mining, Government of Tamil Nadu had raised additional Royalty demand on limestone, based on production of cement by the company instead of basing it on actual quantity of limestone mined. The demand for the company is ₹ 9.66 Crores for the period from the year 1989 to year 2001. In the Writ petitions filed by the company and other similarly affected companies, the Madras High court has stayed the demands of the Government.
- 46.2.11 Water Resources Department of Public Works Department, Government of Tamil Nadu had raised a demand of ₹ 1.13 Crores contending that water charges are to be paid on the contracted quantity and not on the actual quantity of water drawn by the company from Arjuna River in Virudhunagar District. The demand pertains to the period from the year 1990 to year 2009. The company has obtained interim stay from the High Court of Madras. As per the interim order, the Company has deposited a sum of ₹ 0.30 Crores with the Department and the same is held in "Deposits under protest, in appeals" under other non-current assets.
- 46.2.12 Environment, Forests Science & Technology Department, Government of Andhra Pradesh has increased the Royalty on the Limestone mined from the Forest Area from ₹ 5/- per permit to ₹ 10/- per ton from the year 2010-11 onwards. The company filed a writ petition before the High Court of Andhra Pradesh and obtained an interim order, to pay 1/3<sup>rd</sup> of the demand. As per the Court order, the company has paid and expensed ₹ 1.57 Crores, being the 1/3<sup>rd</sup> portion up to 31-03-2017. The balance amount of ₹ 3.15 Crores being 2/3<sup>rd</sup> portion remain unpaid. However, there is no dispute with effect from 01-04-2017 onwards.
- 46.2.13 New Industries set up in Tamil Nadu were eligible for Power Tariff Concession as per G.O.Ms. No.29 dated 31-01-1995, which was sought to be withdrawn to Industries set up after 14-02-1997 as per G.O.Ms. No.17 dated 14-02-1997. The eligibility for Power Tariff Concession for Alathiyur unit became a dispute between the Company and TNEB. Based on the interim order of the High Court of Madras, the Company had availed power tariff concession to the tune of ₹ 11.41 Crores and sought refund of un-availed concession of ₹ 1.80 Crores. The matter was finally settled by the Supreme Court, vide its judgement



# NOTES TO THE SEPARATE FINANCIAL STATEMENTS

for the year ended 31<sup>st</sup> March 2021

dated 16-05-2008, wherein it laid down criteria for ascertaining the eligibility for Power Tariff Concession for new industries and directed the TNEB to decide the eligibility for the Company based on the said criteria. However, vide its order dated 30-06-2008, the TNEB sought to introduce new criteria not enumerated in the Supreme Court judgement. Aggrieved, the Company filed a writ petition (WP No: 16348 of 2008) before the High Court of Madras, which by its judgement dated 13-11-2008 set aside the additional criteria not mentioned in the Supreme Court Judgement and confirmed the eligibility of Power Tariff Concession for the Company. TNEB has filed a writ appeal (WA No: 629 of 2010) in the High Court of Madras against the said order seeking disentanglement of power tariff concession already availed. The matter is pending before the High Court of Madras.

- 46.2.14 Under Tamil Nadu Electricity Regulatory Commission (Renewable Energy Purchase Obligations) Regulations, 2010, consumers owning grid connected captive power generating plants and open access consumers with a sanctioned demand of more than 2 MVA are obligated to consume a minimum of 9% and 0.5% of their energy requirements from wind and solar sources respectively. The non-complainants are required to purchase Renewable Energy Certificates (REC) from markets @ 1 REC per 1000 units of shortage or deposit an equivalent amount in a separate designated fund. Even though the Company is consuming wind energy generated from its wind farms, it has been excluded for reckoning the obligatory consumption, since the company has wheeling and banking arrangement with TNEB. Aggrieved, the Company including other affected producers have approached the Madras High Court and obtained an interim stay against the implementation of the said regulation.
- 46.2.15 TANGEDCO has levied "Scheduling & System Operation charges" for windmills under "Sale to Board" category at ₹ 600 per day per 2 MW based on their internal circular dated 25-11-2014. The annual impact of "Scheduling & System Operation charges" will be ₹ 1.02 Crores. The Company has filed a Writ Petition before the Madras High Court challenging the collection of said charges and obtained an interim stay against the "Scheduling & System Operation charges".
- 46.2.16 The Company had purchased around 40.36 acres of lands in Tamil Nadu after verification of title documents based on revenue records of the year 1987 as basis. Thereafter, the revenue officials verified the title documents and transferred the patta in the name of the Company. While this being so, the Sub-Collector, Ariyalur, by the order dated 10-02-2015, cancelled the said patta and reclassified the said land as Government poromboke 'Anadheenam lands' by placing reliance on revenue records of the year 1927. The Company has filed a Writ Petition before the Madras High Court challenging the said cancellation of patta and obtained an interim stay.
- 46.2.17 TANGEDCO had raised a demand of ₹ 4.28 Crores towards alleged incorrect adjustments of wind energy based on its Audit objections. Against the above demand, a sum of ₹ 2.54 crores was appropriated by TANGEDCO from the Company's Deposits with them and balance amount of ₹ 1.74 crores remain unpaid. The amount appropriated is held in "Deposits under protest, in appeals" under other non-current assets. The Company has challenged the said demand before the TNERC by filing a Petition on 30-05-2014 and the same is pending before the Commission.
- 46.2.18 The Department of Mines and Geology, Government of Karnataka by its order dated 31-10-2014 withdraw its mining lease granted to the company already granted for 30 hectares of forest land on a technical ground. Based on the writ petition filed by the company, the Honourable Karnataka High court has directed the State Government to consider the company's representation. The Government vide its order dated 10-01-2016 has rejected the company's representation. Aggrieved by the said order, the Company has again filed a writ petition before the Honourable Karnataka High Court and the same is pending.
- 46.2.19 The Special Deputy Collector (Stamps), Ariyalur had issued a notice demanding an amount of ₹ 0.65 Crores for alleged deficiency in stamp duty in purchase of lands. Against the demand, the Company filed an appeal before Honourable High Court of Madras and it is pending.
- 46.2.20 As per the Grid Connectivity and Intra State Open Access Regulations, the TNERC has authorised TANGEDCO to collect Parallel Operation Charges of ₹ 30,000/- per MW from the power generators whoever availing only parallel operation with grid but without availing open access. Even though the Company had open access approval, TANGEDCO had sent demand notice for parallel operation charges for a sum of ₹ 9.17 Crores levied retrospectively from 07-05-2014 to 31-12-2016. The Company has filed writ petition in the Honourable High Court of Madras and obtained the final order directing the TANGEDCO to settle the matter in TNERC within a reasonable period. TNERC ordered that the levy of parallel

# NOTES TO THE SEPARATE FINANCIAL STATEMENTS

for the year ended 31<sup>st</sup> March 2021

operation charges was leviable. Aggrieved by the said order, the company has filed an appeal before Appellate Tribunal for Electricity (APTEL) and has obtained interim stay against the order of TNERC.

46.2.21 The company along with other companies have challenged the validity of the “The West Bengal Tax on Entry of Goods into Local Areas Act, 2012” in the writ petitions before the Kolkata High court. The court had held the said Act was *ultra-vires*. Aggrieved by that, the Government preferred an appeal before the Division bench. The bench had passed an interim order not to enforce any demand until disposal of the writ petitions but permitted the department to do the assessment proceedings. The estimated contingent liability for the period from August, 2013 to June, 2017 is ₹ 9.24 crores. The company has paid and expensed the said taxes upto July, 2013 from its inception.

The Asst. Commissioner (CT) LTU, Vijayawada has issued a demand on 12-02-2019 for ₹ 1.29 crores for the period from April, 2014 to March, 2017 towards entry tax on petroleum products viz., Diesel, Furnace oil under the Andhra Pradesh Tax of Entry of Goods into Local Areas Act, 2001. The company had filed a writ petition before Honourable AP High court, Vijayawada against the demand. As per the interim order, the Company has deposited a sum of ₹ 0.32 Crores (PY: ₹ 0.32 Crores) with the Department and the same is held in “Deposits under protest, in appeals” under other non-current assets. The appeal is pending.

46.2.22 The Company had held Mining Lease for an extent of 18.11.5 Ha for a period of 20 years from 25-10-1993 to 24-10-2013, which holding was later reduced to 4.68 Ha of leasehold area. The Company received a Memorandum dated 26-08-2019 issued by the District Collector, Perambalur, wherein the Company was directed to remit the amount of ₹ 6.59 Crores being the 100% of the cost of mineral of 1.45 Lac metric tons of limestone mined from our leasehold area covering the period from 15-01-2016 to 10-01-2017, allegedly without Environmental Clearance. The Company believes that there is no violation and hence initiated steps to challenge this demand by way of a Writ Petition and seek a relief directing the authority to withdraw the demand. The Honourable Madras High Court has granted an interim order to stay the demand notice.

## 47. Financial guarantees

Particulars	₹ in Crores	
	31-03-2021	31-03-2020
<b>Corporate Guarantees given to banks to avail loan facilities by Related parties:</b>		
- Raja Charity Trust	100.00	100.00

### Notes

- (a) There were no fresh guarantees given on behalf of related parties during the year.
- (b) The loan balance with Banks by the related parties, on the strength of the above Corporate Guarantees given by the company are furnished below:

Particulars	₹ in Crores	
	31-03-2021	31-03-2020
Raja Charity Trust	13.07	20.40

- (c) The related parties are prompt in servicing the above loans.

## 48. As per Ind AS 19, the disclosures pertaining to “Employee Benefits” are given below:

### Defined Contribution Plan

Particulars	₹ in Crores	
	31-03-2021	31-03-2020
Employer’s Contribution to Provident Fund	16.78	16.06
Employer’s Contribution to National Pension System (NPS)	1.52	1.37
Employer’s Contribution to Superannuation Fund	9.72	8.89

### Defined Benefit Plan – Gratuity

The Gratuity payable to employees is based on the employee’s service and last drawn salary at the time of leaving the services of the Company and is in accordance with the rules of the Company read with Payment of Gratuity Act 1972. This is a defined

# NOTES TO THE SEPARATE FINANCIAL STATEMENTS

for the year ended 31<sup>st</sup> March 2021

benefit plan in nature. The Company makes annual contributions to “The Ramco Cements Limited Employees’ Gratuity Fund” administered by trustees and managed by LIC of India, based on the Actuarial Valuation by an independent external actuary as at the Balance Sheet date using Projected Unit Credit method. The Company has the exposure of actuarial risk such as adverse salary growth, change in demographic experience, inadequate return on underlying plan assets. This may result in an increase in cost of providing these benefits to employees in future. Since the benefits are lump sum in nature, the plan is not subject to any longevity risks.

## Defined Benefit Plan (Gratuity) and Other Long term benefits (Compensated Absences)

### Reconciliation of Opening and Closing balances of Present Value of Obligation

₹ in Crores

Particulars	Gratuity Plan (Funded)		Compensated Absences (Un-funded)	
	31-03-2021	31-03-2020	31-03-2021	31-03-2020
As at the beginning of the year	66.93	57.26	26.09	22.41
Current Service Cost	4.01	3.27	1.09	0.91
Past Service Cost	-	(-) 5.10	-	-
Interest Cost	4.36	4.34	1.64	1.65
Actuarial Loss	7.50	9.92	5.72	3.38
Benefits paid	(-) 4.00	(-) 2.76	(-) 3.24	(-) 2.26
As at the end of the year	78.80	66.93	31.30	26.09

### Reconciliation of Opening and Closing balances of Fair Value of Plan Assets

₹ in Crores

Particulars	Gratuity Plan (Funded)		Compensated Absences (Un-funded)	
	31-03-2021	31-03-2020	31-03-2021	31-03-2020
As at the beginning of the year	66.93	57.26	-	-
Expected Return on Plan Assets	4.75	4.66	-	-
Actuarial (Loss) / Gain	(-) 0.44	(-) 0.62	-	-
Employer contribution	11.56	8.39	3.24	2.26
Benefits paid	(-) 4.00	(-) 2.76	(-) 3.24	(-) 2.26
As at the end of the year	78.80	66.93	-	-

### Actual Return on Plan Assets

₹ in Crores

Particulars	Gratuity Plan (Funded)		Compensated Absences (Un-funded)	
	31-03-2021	31-03-2020	31-03-2021	31-03-2020
Expected Return on Plan Assets	4.75	4.66	-	-
Actuarial (Loss) / Gain on Plan Assets	(-) 0.44	(-) 0.62	-	-
Actual Return on Plan Assets	4.31	4.04	-	-

### Reconciliation of Fair Value of Assets and Obligations

₹ in Crores

Particulars	Gratuity Plan (Funded)		Compensated Absences (Un-funded)	
	31-03-2021	31-03-2020	31-03-2021	31-03-2020
Fair Value of Plan Assets	78.80	66.93	-	-
Present value of Obligation	78.80	66.93	31.30	26.09
Difference	-	-	31.30	26.09
Amount recognized in Balance Sheet	-	-	31.30	26.09

# NOTES TO THE SEPARATE FINANCIAL STATEMENTS

for the year ended 31<sup>st</sup> March 2021

## Expenses recognized in the Statement of Profit and Loss

₹ in Crores

Particulars	Gratuity Plan (Funded)		Compensated Absences (Un-funded)	
	31-03-2021	31-03-2020	31-03-2021	31-03-2020
Current Service Cost	4.01	3.27	1.09	0.91
Net Interest on obligations	(-) 0.39	(-) 0.32	1.64	1.65
Actuarial Loss / (Gain) recognized during the year	-	-	5.72	3.38
Past service cost	-	(-) 5.10	-	-
Expenses recognised in Profit and Loss section (^)	3.62	(-) 2.15	8.45	5.94
Actuarial changes arising from:				
- Experience adjustments on Plan liabilities	1.63	3.04	-	-
- Experience adjustments on Plan Assets	0.44	0.62	-	-
- Changes in financial assumptions	5.87	6.88	-	-
- Changes in demographic assumptions	-	-	-	-
Expenses recognised in Other Comprehensive Income	7.94	10.54	-	-
Expenses recognised in Total Comprehensive Income	11.56	8.39	8.45	5.94

(^) Expenses recognised in Statement of Profit and Loss in respect of Gratuity Plan include ₹ 0.04 Crores (PY: ₹ 0.02 Crores) pertaining to amount contributed in respect of Subsidiary company. However, the same was recovered from Subsidiary and credited to Contribution to Gratuity Fund.

## Investment Details

₹ in Crores

Particulars	Gratuity Plan (Funded)		Compensated Absences (Un-funded)	
	31-03-2021	31-03-2020	31-03-2021	31-03-2020
Funds with LIC	62.74	54.58	-	-
Bank balance	11.36	8.20	-	-
Interest, IT refund receivable and Others	4.70	4.15	-	-
<b>Total</b>	<b>78.80</b>	<b>66.93</b>	<b>-</b>	<b>-</b>

## Actuarial assumptions

Particulars	Gratuity Plan (Funded)		Compensated Absences (Un-funded)	
	31-03-2021	31-03-2020	31-03-2021	31-03-2020
Indian Assured Lives Mortality (2012-14) Table	Yes	Yes	Yes	Yes
Discount rate p.a	6.96%	6.71%	6.96%	6.71%
Expected rate of Return on Plan Assets p.a	6.96%	6.71%	Nil	Nil
Rate of escalation in salary p.a	5.00%	4.00%	5.00%	4.00%
Rate of Employee turnover	3.00%	3.00%	3.00%	3.00%

## Estimate of Expected Benefit Payments

₹ in Crores

Particulars	Gratuity Plan (Funded)		Compensated Absences (Un-funded)	
	31-03-2021	31-03-2020	31-03-2021	31-03-2020
Year 1	7.73	1.99	2.32	0.68
Year 2	6.56	9.09	1.66	2.46
Year 3	4.19	4.38	1.24	1.21
Year 4	6.12	4.92	1.71	1.18
Year 5	3.46	5.32	1.02	1.85
Next 5 years	35.78	29.00	12.91	10.11

# NOTES TO THE SEPARATE FINANCIAL STATEMENTS

for the year ended 31<sup>st</sup> March 2021

₹ in Crores

Gratuity Plan (Funded)	31-03-2021	31-03-2020
Enterprise's best estimate of contribution during next 12 months	12.50	7.69
Average Duration of defined benefit obligations (in years)	10.90	10.70

## Quantitative Sensitivity Analysis for significant assumptions

₹ in Crores

Particulars	Gratuity Plan (Funded)		Compensated Absences (Un-funded)	
	31-03-2021	31-03-2020	31-03-2021	31-03-2020
0.50% Increase in Discount Rate	74.99	63.75	29.56	24.68
0.50% Decrease in Discount Rate	82.95	70.39	33.15	27.60
0.50% Increase in Salary Growth Rate	83.05	70.51	33.18	27.63
0.50% Decrease in Salary Growth Rate	74.86	63.62	29.52	24.64
0.50% Increase in Attrition Rate	79.62	67.87	31.64	26.50
0.50% Decrease in Attrition Rate	77.91	65.94	30.88	25.63

The above sensitivity analysis is based on a change in an assumption while holding all other assumptions constant. When calculating the sensitivity of the defined benefit obligation to significant actuarial assumptions the same method (projected unit credit method) has been applied as when calculating the defined benefit obligation recognised within the Balance Sheet.

## 49. Disclosures pertaining to Share Based Payments as per Ind AS 102

### (a) ESOS Schemes

The Company instituted Employee Stock Option Schemes (ESOS 2018) approved by shareholders at the Annual General Meeting held on 03-08-2018. The Board of Directors and Nomination & Remuneration Committee granted 5,15,600 options and 2,00,000 options to its eligible employees under various plan in different tranches at its meeting held on 07-08-2019 and 09-09-2020 respectively. Each option entitles the option holder thereof to apply for one equity share of the company, upon satisfaction of performance condition during the vesting period and payment of exercise price during the exercise period. Options are granted for no consideration and carries no dividend or voting rights. There are no market conditions attached to the grant / vesting of options. The Company has recognized ₹ 19.54 Crores (PY: ₹ 21.52 Crores) as Employee stock options expense towards equity-settled share based transactions. There are no cash settlement options alternatives. The details of tranches under each of the plan under ESOS 2018 Scheme are tabled below:

Particulars	PLAN-A		PLAN-B	
	Tranche-1	Tranche-2	Tranche-1	Tranche-2
No. of Options granted	2,31,000	1,00,000	2,84,600	1,00,000
Vesting Plan	100% vesting at the end of 1 <sup>st</sup> year			
Exercise Period	Before 31 <sup>st</sup> December of succeeding FY from the date of vesting			
Grant Date	21 <sup>st</sup> August 2019	9 <sup>th</sup> Sep 2020	21 <sup>st</sup> August 2019	9 <sup>th</sup> Sep 2020
Vesting Date	6 <sup>th</sup> August 2020	8 <sup>th</sup> Sep 2021	6 <sup>th</sup> August 2020	8 <sup>th</sup> Sep 2021
Exercise Price (₹ per Share)	1	1	100	100
Fair value of option on the date of grant (In ₹)	707.08	694.22	614.54	601.92
Method of Settlement	Equity-Settled option			



# NOTES TO THE SEPARATE FINANCIAL STATEMENTS

for the year ended 31<sup>st</sup> March 2021

## (b) Movement of Options granted along with Weighted Average Exercise Price (WAEP)

In ₹

Particulars	31-03-2021		31-03-2020	
	No. of Options	WAEP / Share	No. of Options	WAEP / Share
Outstanding at the beginning of the year	5,15,600	55.65	-	-
Granted during the year	2,00,000	50.50	5,15,600	55.65
Exercised during the year	3,13,165	50.63	-	-
Forfeited during the year	-	-	-	-
Outstanding at the end of the year	4,02,435	56.99	5,15,600	55.65
Exercisable at the end of the year	2,02,435	63.40	-	-

For the options outstanding at the end of the period, the exercise prices range from ₹ 1/- per share to ₹ 100/- per share and the weighted average remaining contractual life as at 31<sup>st</sup> March 2021 is 161 days (PY: 128 days.)

## (c) Fair Valuation of Employee Stock Options

The Weighted average fair value of the options granted during the year is ₹ 648.07 per share (PY: ₹ 656/- per share). The fair value of options has been done on the date of grant by an independent firm of chartered accountants using the Black-Scholes Model. The key assumptions in the Black-Scholes model for calculating fair value as on the date of grant under each of the Plans under ESOS 2018 is given below:

Particulars	Tranche-1	Tranche-2
Market Price of the underlying asset – ₹ Per share	₹ 710.90 as at 21 <sup>st</sup> August 2019	₹ 698.15 as at 9 <sup>th</sup> September 2020
Risk Free Rate	7% p.a.	
Option Life	Vesting period of 352 days	Vesting period of 1 year (365 days)
Expected Volatility	10%	
Dividend Yield	0.42%	0.43%

Expected Volatility is based on historical volatility of the observed market prices on National Stock Exchange up to the grant date.

## 50. Disclosures on Leases

### COMPANY AS A LESSEE

#### Nature of leasing activities

The Company has entered into operating lease on certain assets i.e land and building. Lease rentals are determined based on agreed terms. There is escalation clause in certain lease agreements after a specified period and no restriction imposed by the lease arrangements.

#### Maturity analysis of lease liabilities

₹ in Crores

Particulars	31-03-2021	31-03-2020
Not later than one year	0.91	0.91
One to five years	3.80	3.80
More than five years	12.08	12.58
<b>Total Undiscounted lease liabilities as at 31<sup>st</sup> March</b>	<b>16.79</b>	<b>17.29</b>

#### Other disclosures as required by Ind AS 116

₹ in Crores

Particulars	31-03-2021	31-03-2020
Depreciation charge for Right-of-use asset	0.67	0.47
Interest on lease liabilities	0.81	0.50
Expenses relating to short-term leases	13.68	13.68
Income from sub-leasing right-of-use assets	-	-
Total cash outflow for leases including principal and interest	0.91	0.45
Additions to Right-of-use assets upon transition to Ind AS 116	-	14.95
Carrying amount of Right-of-use assets at 31 <sup>st</sup> March	13.81	14.48

# NOTES TO THE SEPARATE FINANCIAL STATEMENTS

for the year ended 31<sup>st</sup> March 2021

## Notes

- (a) Depreciation charge for Right-of-Use Asset include capitalized portion of ₹ 0.38 Crores (PY: ₹ 0.19 Crores) and Interest on lease liabilities include capitalized portion of ₹ 0.62 Crores (PY: ₹ 0.31 Crores).
- (b) Expenses relating to Short-term lease include leases whose lease term ends within 12 months and leases whose non-cancellable period is less than 12 months, irrespective of the actual tenure agreed as per the arrangement.

## COMPANY AS A LESSOR

The Company has entered into operating leases i.e Land & Building. The Company has not entered into any Finance leases. Future minimum rental receivable under non-cancellable operating leases as at the reporting date is given below:

Particulars	₹ in Crores	
	31-03-2021	31-03-2020
Not later than one year	9.54	9.32
One to five years	17.58	26.71
More than five years	7.90	8.70

## 51. Earnings per Share

Particulars	₹ in Crores	
	31-03-2021	31-03-2020
<b>Basic Earnings Per Share</b>		
Net profit after tax (A)	761.08	601.09
Weighted average number of Equity shares including un-allotted Bonus shares (B) [In Crores]	23.60	23.58
Nominal value per equity share (in ₹)	1	1
<b>Basic Earnings per share (A)/(B) in ₹</b>	32	25
<b>Diluted Earnings Per Share</b>		
Weighted average number of Equity shares including un-allotted Bonus shares (B) [In Crores]	23.60	23.58
Potential Equity shares upon exercise of options [In Crores]	0.04	0.05
Weighted average number of Equity shares including un-allotted Bonus share for computing Dilutive EPS (C) [In Crores]	23.64	23.63
<b>Diluted Earnings per Share (A) / (C) in ₹</b>	32	25

## 52. Information on names of related parties and nature of Relationship as required by Ind AS 24 on related party disclosures for the year ended 31<sup>st</sup> March 2021:

### (a) Subsidiaries

Name of the Company	Place of Business / Country of Incorporation	% of Shareholding / Ownership Interest as at	
		31-03-2021	31-03-2020
Ramco Windfarms Limited	India	71.50	71.50
Ramco Industrial and Technology Services Limited	India	94.11	94.11

### (b) Associates

Name of the Company	Place of Business / Country of Incorporation	% of Shareholding / Ownership Interest as at	
		31-03-2021	31-03-2020
Ramco Industries Limited	India	15.43	15.43
Ramco Systems Limited	India	17.64	17.70
Rajapalayam Mills Limited	India	0.35	0.35
Madurai Trans Carrier Limited	India	29.86	29.86
Lynks Logistics Limited	India	41.63	46.21

# NOTES TO THE SEPARATE FINANCIAL STATEMENTS

for the year ended 31<sup>st</sup> March 2021

**(c) Key Management Personnel (Including KMP under Companies Act, 2013)**

Name of the Key Management Personnel	Designation
P.R. Venketrama Raja	Chairman and Managing Director
A.V. Dharmakrishnan	Chief Executive Officer
S. Vaithyanathan	Chief Financial Officer
K. Selvanayagam	Company Secretary
R.S. Agarwal	Independent Director
M.B.N. Rao	Independent Director
M.M. Venkatachalam	Independent Director
Justice Chitra Venkataraman (Retd.)	Independent Director
M.F. Farooqui	Independent Director
M.S.Krishnan	Independent Director (w.e.f 03-09-2019)

**(d) Relative of Key Management Personnel**

Name of the Relative of KMP	Relationship
A.V. Dharmakrishnan (HUF)	A. V. Dharmakrishnan, Karta for HUF
R. Sudarsanam	Mother of P.R.Venketrama Raja
R. Nalina Ramalakshmi	Sister of P.R.Venketrama Raja
S. Sharada Deepa	Sister of P.R.Venketrama Raja
B. Sri Sandhya Raju	Daughter of P.R.Venketrama Raja
P.V. Abinav Ramasubramaniam Raja	Son of P.R. Venketrama Raja

**(e) Companies over which KMP/Relatives of KMP exercise significant influence**

Rajapalayam Textile Limited	The Ramaraju Surgical Cotton Mills Limited
Sandhya Spinning Mill Limited	Shri Harini Media Limited
Sri Harini Textiles Limited	Shri Vishnu Shankar Mill Limited
JKR Enterprise Limited	Sudharsanam Investments Limited
Ramco Management Private Limited	

**(f) Public Limited Company in which a Director is a Director and holds along with his relatives more than 2% of its paid up share capital (Section 2(76)(v) of Companies Act, 2013)**

Coromandel Engineering Company Limited

**(g) Body Corporate whose Board of Directors, Managing Director or Manager is accustomed to act in accordance with the advice, directions or instruction of a Director or Manager (Section 2(76)(vi) of Companies Act, 2013)**

Coromandel International Limited

**(h) Employee Benefit Funds where control exists**

The Ramco Cements Limited Officers' Superannuation Fund

The Ramco Cements Limited Employees' Gratuity Fund

**(i) Other entities over which there is a significant influence**

Smt. Lingammal Ramaraju Shastra Prathishta Trust	Gowrishankar Screws
PACR Sethurammamma Charity Trust	PACR Sethurammamma Charities
Ramco Welfare Trust	PAC Ramasamy Raja Education Charity Trust
Raja Charity Trust	Rajapalayam Rotary Trust
Shri Abhinava Vidya Theertha Seva Trust	Nachiar Charity Trust
Gowrihouse Metal Works LLP	PAC Ramasamy Raja Centenary Trust
R. Sudarsanam & Co.	Sudarsanam Estate
The Ramco Cements Limited Educational and Charitable Trust	Ramasubrahmaneya Rajha Ramco Foundation

# NOTES TO THE SEPARATE FINANCIAL STATEMENTS

for the year ended 31<sup>st</sup> March 2021

## 53. Disclosure in respect of Related Party Transactions (excluding Reimbursements) during the year and outstanding balances including commitments as at the reporting date:

### (a) Transactions during the year at Arm's length basis or its equivalent

₹ in Crores			
S. No.	Nature of Transaction, Name of the Related Party and Relationship	31-03-2021	31-03-2020
1	<b>Sale of Goods – Cement</b>		
	<b>Associates</b>		
	Ramco Industries Limited	10.96	11.23
	Rajapalayam Mills Limited	0.09	0.10
	<b>Companies over which KMP / Relatives of KMP exercise significant influence</b>		
	Sandhya Spinning Mill Limited	0.01	0.01
	Sri Harini Textiles Limited	0.00	0.00
	The Ramaraju Surgical Cotton Mills Limited	0.04	0.05
	Rajapalayam Textile Limited	0.00	0.01
	Sri Vishnu Shankar Mill Limited	0.05	0.03
	<b>Other entities over which there is a significant influence</b>		
	Sudarsanam Estate	-	0.01
	<b>Relative of Key Management Personnel</b>		
	R. Sudarsanam	-	0.02
	<b>Total</b>	<b>11.15</b>	<b>11.46</b>
2	<b>Sale of Goods – Flyash</b>		
	<b>Associates</b>		
	Ramco Industries Limited	0.00	-
	<b>Total</b>	<b>0.00</b>	<b>-</b>
3	<b>Purchase of Goods – Fibre Sheet and Silicate Boards, Packing materials &amp; Raw materials</b>		
	<b>Associates</b>		
	Ramco Industries Limited	0.24	0.37
	Rajapalayam Mills Limited	0.00	-
	<b>Related Party as per Section 2(76)(vi) of Companies Act, 2013</b>		
	Coromandel International Limited	-	5.44
	<b>Total</b>	<b>0.24</b>	<b>5.81</b>
4	<b>Purchase of Goods - Diesel and Petrol</b>		
	<b>Other entities over which there is a significant influence</b>		
	Smt. Lingammal Ramaraju Shastra Prathishta Trust	0.27	0.31
	PACR Sethurammam Charity Trust	0.40	0.65
	Ramco Welfare Trust	0.44	0.67
	PAC Ramasamy Raja Centenary Trust	0.09	0.11
	PACR Sethurammam Charities	0.14	0.17
	Shri Abhinava Vidya Theertha Seva Trust	0.21	-
	<b>Total</b>	<b>1.55</b>	<b>1.91</b>
5	<b>Purchase of Goods – Magazine</b>		
	<b>Companies over which KMP / Relatives of KMP exercise significant influence</b>		
	Shri Harini Media Limited	0.23	0.27
	<b>Total</b>	<b>0.23</b>	<b>0.27</b>
6	<b>Purchase of Goods - Stores and Spares</b>		
	<b>Other entity over which there is a significant influence</b>		
	R. Sudarsanam & Co.	0.10	0.10
	<b>Companies over which KMP / Relatives of KMP exercise significant influence</b>		
	The Ramaraju Surgical Cotton Mills Limited	0.00	0.00
	<b>Total</b>	<b>0.10</b>	<b>0.10</b>

# NOTES TO THE SEPARATE FINANCIAL STATEMENTS

for the year ended 31<sup>st</sup> March 2021

₹ in Crores

S. No.	Nature of Transaction, Name of the Related Party and Relationship	31-03-2021	31-03-2020
7	<b>Receiving of Services – Transportation</b>		
	<b>Subsidiaries</b>		
	Ramco Industrial and Technology Services Limited	17.06	24.65
	<b>Total</b>	<b>17.06</b>	<b>24.65</b>
8	<b>Receiving of Services – Manpower Supply</b>		
	<b>Subsidiaries</b>		
	Ramco Industrial and Technology Services Limited	12.30	11.50
	<b>Total</b>	<b>12.30</b>	<b>11.50</b>
9	<b>Receiving of Services – Advertisement / Workshop / Sponsorship / AMC</b>		
	<b>Associates</b>		
	Ramco Industries Limited	0.07	0.07
	<b>Companies over which KMP / Relatives of KMP exercise significant influence</b>		
	Shri Harini Media Limited	0.11	0.13
	<b>Total</b>	<b>0.18</b>	<b>0.20</b>
10	<b>Receiving of Services – Software Related Services</b>		
	<b>Associates</b>		
	Ramco Systems Limited	10.80	25.29
	<b>Total</b>	<b>10.80</b>	<b>25.29</b>
11	<b>Receiving of Services – Aircraft Charter Services</b>		
	<b>Associates</b>		
	Madurai Trans Carrier Limited	13.55	20.05
	<b>Total</b>	<b>13.55</b>	<b>20.05</b>
12	<b>Usage charges received for Power Consumed by virtue of Joint Ownership of Shares with APGPCL</b>		
	<b>Associates</b>		
	Rajapalayam Mills Limited	-	0.01
	<b>Companies over which KMP / Relatives of KMP exercise significant influence</b>		
	Sri Harini Textiles Limited	0.04	0.02
	The Ramaraju Surgical Cotton Mills Limited	0.02	0.02
	<b>Total</b>	<b>0.06</b>	<b>0.05</b>
13	<b>Leasing Arrangements – Rent Received</b>		
	<b>Subsidiaries</b>		
	Ramco Windfarms Limited	0.09	0.09
	Ramco Industrial and Technology Services Limited	0.01	0.01
	<b>Associates</b>		
	Ramco Systems Limited	9.30	9.30
	Ramco Industries Limited	0.21	0.21
	Rajapalayam Mills Limited	0.00	0.00
	Madurai Trans Carrier Limited	0.01	0.01
	Lynks Logistics Limited	0.93	0.88
	<b>Companies over which KMP / Relatives of KMP exercise significant influence</b>		
	Sandhya Spinning Mill Limited	-	0.01
	Sri Harini Textiles Limited	0.00	0.01
	Sri Vishnu Shankar Mill Limited	0.00	0.00
	The Ramaraju Surgical Cotton Mills Limited	0.00	0.00
	<b>Other entity over which there is a significant influence</b>		
	Raja Charity Trust	0.51	0.49
	PAC Ramasamy Raja Centenary Trust	0.02	0.02
	Shri Abhinava Vidya Theertha Seva Trust	0.01	0.01
	The Ramco Cements Limited Educational and Charitable Trust	0.01	0.00
	<b>Total</b>	<b>11.10</b>	<b>11.04</b>



# NOTES TO THE SEPARATE FINANCIAL STATEMENTS

for the year ended 31<sup>st</sup> March 2021

			₹ in Crores	
S. No.	Nature of Transaction, Name of the Related Party and Relationship	31-03-2021	31-03-2020	
14	<b>Leasing Arrangements – Rent Paid</b>			
	<b>Associates</b>			
	Ramco Industries Limited	0.13	0.13	
	<b>Relative of Key Management Personnel</b>			
	A.V. Dharmakrishnan (HUF)	0.07	0.07	
	<b>Other entity over which there is a significant influence</b>			
	Raja Charity Trust	0.00	0.00	
	<b>Total</b>	<b>0.20</b>	<b>0.20</b>	
15	<b>Dividend received</b>			
	<b>Associates</b>			
	Ramco Industries Limited	1.34	1.34	
	Rajapalayam Mills Limited	0.00	0.01	
	<b>Total</b>	<b>1.34</b>	<b>1.35</b>	
16	<b>Dividend Paid</b>			
	<b>Key Management Personnel</b>			
	P.R. Venketrama Raja	0.58	1.07	
	A.V. Dharmakrishnan	0.07	0.02	
	S. Vaithyanathan	0.00	0.00	
	K. Selvanayagam	0.00	-	
	<b>Relative of Key Management Personnel</b>			
	A.V. Dharmakrishnan (HUF)	0.00	0.01	
	R. Sudarsanam	0.39	0.71	
	R. Nalina Ramalakshmi	0.58	1.07	
	S. Sharada Deepa	0.58	1.07	
	<b>Associates</b>			
	Ramco Industries Limited	14.93	27.24	
	Rajapalayam Mills Limited	9.92	18.19	
	<b>Companies over which KMP / Relatives of KMP exercise significant influence</b>			
	Sri Vishnu Shankar Mill Limited	0.93	1.88	
	The Ramaraju Surgical Cotton Mills Limited	1.03	1.99	
	Sudharsanam Investments Limited	0.89	1.64	
	Ramco Management Private Limited	0.14	0.26	
	<b>Total</b>	<b>30.04</b>	<b>55.15</b>	
17	<b>Remuneration to Key Management Personnel (Sitting Fees / ESOP considered separately)</b>			
	P.R. Venketrama Raja	59.66	40.91	
	A.V. Dharmakrishnan	15.55	14.38	
	S. Vaithyanathan	1.66	1.54	
	K. Selvanayagam	1.22	1.14	
	<b>Total</b>	<b>78.09</b>	<b>57.97</b>	
18	<b>ESOP Perquisites on exercise of stock options</b>			
	<b>Key Management Personnel</b>			
	A.V. Dharmakrishnan	12.90	-	
	S. Vaithyanathan	0.38	-	
	K. Selvanayagam	0.33	-	
	<b>Total</b>	<b>13.61</b>	<b>-</b>	

# NOTES TO THE SEPARATE FINANCIAL STATEMENTS

for the year ended 31<sup>st</sup> March 2021

₹ in Crores

S. No.	Nature of Transaction, Name of the Related Party and Relationship	31-03-2021	31-03-2020
19	<b>Directors' Sitting Fees</b>		
	<b>Key Management Personnel</b>		
	P.R. Venketrama Raja	0.10	0.11
	R.S. Agarwal	0.08	0.10
	M.B.N. Rao	0.08	0.09
	M.M. Venkatachalam	0.10	0.11
	M.F. Farooqui	0.05	0.04
	Smt. Justice Chitra Venkataraman (Retd.)	0.08	0.07
	M.S. Krishnan	0.05	0.03
	<b>Total</b>	<b>0.54</b>	<b>0.55</b>
20	<b>Purchase of Fixed Assets / Receiving of Capital Goods / Services</b>		
	<b>Related Party as per Section 2(76)(v) of Companies Act, 2013</b>		
	Coromandel Engineering Company Limited	7.46	13.66
	<b>Total</b>	<b>7.46</b>	<b>13.66</b>
21	<b>Sale of Fixed Assets</b>		
	<b>Associates</b>		
	Rajapalayam Mills Limited	-	0.00
	<b>Total</b>	<b>-</b>	<b>0.00</b>
22	<b>Interest Received / (Paid)</b>		
	<b>Key Management Personnel</b>		
	P.R. Venketrama Raja - Interest Rate - 3.50% (PY: 3.70%)	(0.13)	(0.15)
	<b>Subsidiaries</b>		
	Ramco Windfarms Limited – Interest Rate - 10% (PY: 10%)	2.18	1.92
	Ramco Industrial and Technology Services Limited – Interest Rate - 10%	0.68	0.37
	<b>Associates</b>		
	Madurai Trans Carrier Limited – Interest Rate - 10%	1.78	0.14
	<b>Total</b>	<b>4.51</b>	<b>2.28</b>
23	<b>CSR / Donations given</b>		
	<b>Other entities over which there is a significant influence</b>		
	Ramasubrahmaneya Rajha Ramco Foundation	0.35	-
	PAC Ramasamy Raja Education Charity Trust	0.67	0.18
	The Ramco Cements Limited Educational and Charitable Trust	-	0.05
	Raja Charity Trust	0.47	0.12
	<b>Total</b>	<b>1.49</b>	<b>0.35</b>
24	<b>Contribution to Superannuation Fund / Gratuity Fund</b>		
	<b>Employee Benefit Funds where Control Exists</b>		
	The Ramco Cements Limited Officers' Superannuation Fund	9.72	8.89
	The Ramco Cements Limited Employees' Gratuity Fund	11.52	8.37
	<b>Total</b>	<b>21.24</b>	<b>17.26</b>
25	<b>Investment in Equity Shares during the year</b>		
	<b>Associates</b>		
	Lynks Logistics Limited	9.95	15.00
	<b>Total</b>	<b>9.95</b>	<b>15.00</b>
26	<b>Maximum amount of loans outstanding during the year</b>		
	<b>Subsidiaries</b>		
	Ramco Windfarms Limited	25.43	24.63
	Ramco Industrial & Technology Services Limited	7.90	7.80
	<b>Associates</b>		
	Madurai Trans Carrier Limited	34.74	9.65
	<b>Total</b>	<b>68.07</b>	<b>42.08</b>

# NOTES TO THE SEPARATE FINANCIAL STATEMENTS

for the year ended 31<sup>st</sup> March 2021

		₹ in Crores	
S. No.	Nature of Transaction, Name of the Related Party and Relationship	31-03-2021	31-03-2020
27	<b>Share of Enterprise Agreement License System for Microsoft Products</b>		
	<b>Associates</b>		
	Ramco Industries Limited	0.05	-
	Rajapalayam Mills Limited	0.18	-
	<b>Companies over which KMP / Relatives of KMP exercise significant influence</b>		
	Sandhya Spinning Mill Limited	0.06	-
	Sri Harini Textiles Limited	0.01	-
	Sri Vishnu Shankar Mill Limited	0.08	-
	The Ramaraju Surgical Cotton Mills Limited	0.07	-
	Rajapalayam Textile Limited	0.03	-
	<b>Total</b>	<b>0.48</b>	<b>-</b>
28	<b>Rendering of Services – supply of manpower on deputation and other services</b>		
	<b>Associates</b>		
	Madurai Trans Carrier Limited	0.25	0.26
	<b>Other entities over which there is a significant influence</b>		
	The Ramco Cements Limited Educational and Charitable Trust	0.03	0.05
	<b>Total</b>	<b>0.28</b>	<b>0.31</b>

(b) Transactions during the year not on Arm's length basis

₹ in Crores

S.No.	Nature of Transaction, Name of the Related Party and Relationship	31-03-2021	31-03-2020
1	<b>Sale of Goods – Cement</b>		
	<b>Other entities over which there is a significant influence</b>		
	Raja Charity Trust	0.01	0.02
	PAC Ramasamy Raja Education Charity Trust	0.02	0.01
	PACR Sethurammam Charities	0.01	0.01
	PACR Sethurammam Charity Trust	0.00	0.01
	Ramco Welfare Trust	-	0.01
	PAC Ramasamy Raja Centenary Trust	-	0.00
	<b>Total</b>	<b>0.04</b>	<b>0.06</b>

(c) Outstanding balances including commitments

₹ in Crores

S.No.	Nature of Outstanding Balances, Name of the Related Party and Relationship	31-03-2021	31-03-2020
1	<b>Trade Receivables</b>		
	<b>Associates</b>		
	Ramco Industries Limited	0.36	-
	<b>Total</b>	<b>0.36</b>	<b>-</b>
2	<b>Loans and Advances</b>		
	<b>Subsidiaries</b>		
	Ramco Windfarms Limited	19.43	24.63
	Ramco Industrial and Technology Services Limited	7.90	7.40
	<b>Associates</b>		
	Ramco Industries Limited	0.05	0.05
	Madurai Trans Carrier Limited	39.61	18.57
	<b>Other entities over which there is a significant influence</b>		
	Smt. Lingammal Ramaraju Shastra Prathishta Trust	0.87	1.16
	PACR Sethurammam Charity Trust	1.60	1.35
	Ramco Welfare Trust	1.20	1.11
	PACR Sethurammam Charities	0.40	-
	PAC Ramasamy Raja Centenary Trust	0.12	0.66
	Shri Abhinava Vidya Theertha Seva Trust	-	0.02
	<b>Total</b>	<b>71.18</b>	<b>54.95</b>

# NOTES TO THE SEPARATE FINANCIAL STATEMENTS

for the year ended 31<sup>st</sup> March 2021

S.No.	Nature of Outstanding Balances, Name of the Related Party and Relationship	₹ in Crores	
		31-03-2021	31-03-2020
3	<b>Borrowings</b>		
	<b>Key Management Personnel</b>		
	P.R. Venketrama Raja	2.56	1.39
	<b>Total</b>	<b>2.56</b>	<b>1.39</b>
4	<b>Security Deposits received by virtue of Joint Ownership of shares with APGPCL</b>		
	<b>Companies over which KMP / Relatives of KMP exercise significant influence</b>		
	Sri Harini Textiles Limited	0.12	0.12
	The Ramaraju Surgical Cotton Mills Limited	0.11	0.11
	<b>Total</b>	<b>0.23</b>	<b>0.23</b>
5	<b>Security Deposit received towards lease arrangement</b>		
	<b>Subsidiaries</b>		
	Ramco Windfarms Limited	0.00	0.00
	Ramco Industrial and Technology Services Limited	0.01	0.01
	<b>Associates</b>		
	Ramco Industries Limited	0.08	0.08
	Lynks Logistics Limited	0.01	0.01
	Madurai Trans Carrier Limited	0.01	0.01
	<b>Total</b>	<b>0.11</b>	<b>0.11</b>
6	<b>Corporate Guarantees given to lenders of Related parties [Refer Note (b) below]</b>		
	<b>Other entity over which there is a significant influence</b>		
	Raja Charity Trust	100.00	100.00
	<b>Total</b>	<b>100.00</b>	<b>100.00</b>
7	<b>Trade Payables / Payables for Capital Goods</b>		
	<b>Related Party as per Section 2(76)(v) of Companies Act, 2013</b>		
	Coromandel Engineering Company Limited	1.08	1.04
	<b>Other entity over which there is a significant influence</b>		
	Shri Abhinava Vidya Theertha Seva Trust	0.04	-
	<b>Total</b>	<b>1.12</b>	<b>1.04</b>

## Notes

- (a) The above outstanding balances at the respective reporting dates are unsecured and settlement occurs in cash or through provision of goods / services, in case of unadjusted advances.
- (b) The Company has not granted any loan or advance in the nature of loan to promoters, directors, KMPs and other related parties that are repayable on demand; or without specifying any terms or period of repayment.
- (c) The loan balance with Banks by the related parties, on the strength of the above Corporate Guarantees given by the company are furnished below:

Particulars	₹ in Crores	
	31-03-2021	31-03-2020
Raja Charity Trust	13.07	20.40

## Key Management Personnel compensation in total and for each of the following categories:

Particulars	₹ in Crores	
	31-03-2021	31-03-2020
Short – Term Benefits	78.02	57.93
Defined Contribution Plan	0.61	0.59
Fair value of ESOP given to KMPs	Refer Note (c) below	
Defined Benefit Plan / Other Long-term benefits	Refer Note (d) below	
<b>Total</b>	<b>78.63</b>	<b>58.52</b>

# NOTES TO THE SEPARATE FINANCIAL STATEMENTS

for the year ended 31<sup>st</sup> March 2021

## Notes

- (a) Short-Term Benefits comprises of salaries, bonus, sitting fees, and value of perquisites excluding value of ESOP perquisites.
- (b) Defined Contribution Plan comprises of contribution to Provident fund and Superannuation fund.
- (c) During the year, the Company has granted an aggregate of 2,00,000 stock options (PY: 2,69,000 stock options) to KMPs, which is due for vesting on 8<sup>th</sup> September 2021 (PY: 6<sup>th</sup> August 2020) and exercisable on or before 31<sup>st</sup> December 2022 (PY: 31<sup>st</sup> December 2021). The amortized fair value of ESOP given to KMPs for the year ended 31<sup>st</sup> March 2021 included under the head 'Employee Stock Option Expenses' is ₹ 13.70 Crores (PY: ₹ 11.31 Crores)
- (d) As the liability for gratuity and compensated absences are provided on actuarial basis for the Company as a whole, amounts accrued pertaining to key managerial personnel are not included above.

## 54 Disclosure of Fair value measurements

The fair values of financial assets and liabilities are determined at the amount at which the instrument could be exchanged in a current transaction between willing parties, other than in a forced or liquidation sale. Fair value of cash and short-term deposits, trade and other short term receivables, trade payables, other current liabilities, short term loans from banks and other financial instruments approximate their carrying amounts largely due to their short term maturities of these instruments.

### Financial Instruments by category

₹ in Crores

Particulars	Amortised Cost	FVTPL	FVTOCI	Carrying Amount	Fair Value
<b>As at 31-03-2021</b>					
<b>Financial Assets</b>					
Other Investments	-	0.66	27.22	27.88	27.88
Loans	98.10	-	-	98.10	98.10
Trade Receivables	375.18	-	-	375.18	375.18
Cash and Bank Balances	141.86	-	-	141.86	141.86
Other Financial Assets	154.86	-	-	154.86	154.86
<b>Financial Liabilities</b>					
Borrowings	3,101.72	-	-	3,101.72	3,101.72
Lease Liabilities	8.06	-	-	8.06	8.06
Trade Payables	363.43	-	-	363.43	363.43
Other Financial Liabilities	890.81	-	-	890.81	890.81
<b>As at 31-03-2020</b>					
<b>Financial Assets</b>					
Other Investments	-	0.42	25.19	25.61	25.61
Loans	89.84	-	-	89.84	89.84
Trade Receivables	526.85	-	-	526.85	526.85
Cash and Bank Balances	91.42	-	-	91.42	91.42
Other Financial Assets	121.29	-	-	121.29	121.29
<b>Financial Liabilities</b>					
Borrowings	3,024.09	-	-	3,024.09	3,024.09
Lease Liabilities	8.16	-	-	8.16	8.16
Trade Payables	341.44	-	-	341.44	341.44
Other Financial Liabilities	668.15	-	-	668.15	668.15



# NOTES TO THE SEPARATE FINANCIAL STATEMENTS

for the year ended 31<sup>st</sup> March 2021

## Fair value hierarchy

The Company uses the following hierarchy for determining and disclosing the fair value of financial instruments by valuation technique:

Level 1 : Quoted (Unadjusted) prices in active markets for identical assets or liabilities

Level 2 : Other techniques for which all inputs which have a significant effect on the recorded fair value are observable, either directly or indirectly.

Level 3 : Techniques which use inputs that have a significant effect on the recorded fair value that are not based on observable market data.

The details of financial instruments that are measured at fair value on recurring basis are given below:

₹ in Crores				
Particulars	Level 1	Level 2	Level 3	Total
<b>Financial Instruments at FVTOCI</b>				
<b>Investments in listed equity securities</b>				
<b>As at 31-03-2021</b>	5.09	-	-	5.09
As at 31-03-2020	3.06	-	-	3.06
<b>Investment in unlisted securities</b>				
<b>As at 31-03-2021</b>	-	-	22.13	22.13
As at 31-03-2020	-	-	22.13	22.13
<b>Financial Instruments at FVTPL</b>				
<b>Investment in mutual funds</b>				
<b>As at 31-03-2021</b>	0.66	-	-	0.66
As at 31-03-2020	0.42	-	-	0.42

## Notes

- (a) There were no transfers between level 1 and level 2 fair value measurement during the year ended 31-03-2021 and 31-03-2020.
- (b) There were no movements in the financial instruments categorized under Level 3 during the year ended 31-03-2021 and 31-03-2020.

## Valuation techniques used to determine the fair value

The significant inputs used in the fair value measurement categorized within the fair value hierarchy are given below:

Nature of Financial Instrument	Valuation Technique	Remarks / Assumptions
Investment in Listed securities / Mutual Funds	Market Value	Closing Price as at 31 <sup>st</sup> March in Stock Exchange
Investment in Unlisted securities	Discounted Cash Flow Method	Discount Rate of 8.50% p.a (PY: 8.50% p.a.) is used to determine the discounted cash flow [Refer Note (a) below]
Financial Guarantee Obligation	Differential Interest Rate	Interest rates quote have been obtained from the Banker

## Notes

- (a) Assuming cash flows estimated in perpetuity are constant over the period, an increase in 100 bps in the discount rate will decrease the fair value by ₹ 2.33 Crores (PY: ₹ 2.33 Crores) and a decrease in the 100 bps in the discount rate will increase the fair value by ₹ 2.95 Crores (PY: ₹ 2.95 Crores)
- (b) There were no significant inter-relationships between unobservable inputs that materially affect fair values.

# NOTES TO THE SEPARATE FINANCIAL STATEMENTS

for the year ended 31<sup>st</sup> March 2021

## 55. Financial Risk Management

The Board of Directors (BOD) has overall responsibility for the establishment and oversight of the Company's risk management framework and thus established a risk management policy to identify and analyse the risk faced by the Company. Risk Management systems are reviewed by the BOD periodically to reflect changes in market conditions and the Company's activities. The Company through its training and management standards and procedures develop a disciplined and constructive control environment in which all employees understand their roles and obligations. The Audit Committee oversees how management monitors compliance with the Company's risk management policies and procedures, and reviews the risk management framework. The Audit committee is assisted in the oversight role by Internal Audit. Internal Audit undertakes reviews of the risk management controls and procedures, the results of which are reported to the Audit Committee.

The Company has the following financial risks:

Categories of Risk	Nature of Risk
Credit Risk	Receivables Financial Instruments and Cash deposits
Liquidity Risk	Fund Management
Market Risk	Foreign Currency Risk Cash flow and fair value interest rate risk

The Board of Directors regularly reviews these risks and approves the risk management policies, which covers the management of these risks:

### Credit Risk

Credit Risk is the risk of financial loss to the Company if the customer or counterparty to the financial instruments fails to meet its contractual obligations and arises principally from the Company's receivables, treasury operations and other operations that are in the nature of lease.

### Receivables

The Company's exposure to credit risk is influenced mainly by the individual characteristic of each customer. The Company extends credit to its customers in the normal course of business by considering the factors such as financial reliability of customers. The Company evaluates the concentration of the risk with respect to trade receivables as low, as its customers are located in several jurisdictions and operate in largely independent markets. The Company maintains adequate security deposits from its customers in case of wholesale and retail segment. In case of institutional segment, credit risks are mitigated by way of enforceable securities. The exposures with the Government are generally unsecured but they are considered as good. However, unsecured credits are extended based on creditworthiness of the customers on case to case basis.

Trade receivables are written off when there is no reasonable expectation of recovery, such as a debtor declaring bankruptcy or failing to engage in a repayment plan with the company and where there is a probability of default, the company creates a provision based on Expected Credit Loss for trade receivables under simplified approach as below:

₹ in Crores

Particulars	Not Due	Less than 90 days	90 to 180 days	More than 180 days	Total
<b>As at 31-03-2021</b>					
Gross carrying amount	281.66	18.28	20.97	61.07	381.98
Expected Loss Rate	0.05%	0.40%	6.50%	8.56%	1.78%
Expected Credit Losses	0.14	0.07	1.37	5.22	6.80
Carrying amount of trade receivables net of impairment	281.52	18.21	19.60	55.85	375.18
<b>As at 31-03-2020</b>					
Gross carrying amount	342.08	26.90	15.37	149.10	533.45
Expected Loss Rate	0.01%	0.25%	3.00%	4.05%	1.24%
Expected Credit Losses	0.03	0.07	0.46	6.04	6.60
Carrying amount of trade receivables net of impairment	342.05	26.83	14.91	143.06	526.85

# NOTES TO THE SEPARATE FINANCIAL STATEMENTS

for the year ended 31<sup>st</sup> March 2021

## Financial Instruments and Cash deposits

Investments of surplus funds are made only with the approved counterparties. The Company is presently exposed to counter party risk relating to short term and medium term deposits placed with banks, and also investments made in mutual funds. The Company places its cash equivalents based on the creditworthiness of the financial institutions.

## Liquidity Risk

Liquidity Risks are those risk that the Company will not be able to settle or meet its obligations on time or at reasonable price. In the management of liquidity risk, the Company monitors and maintains a level of cash and cash equivalents deemed adequate by the management to finance the company's operations and to mitigate the effects of fluctuations in cash flows.

## Fund Management

Due to the dynamic nature of the underlying business, the Company aims at maintaining flexibility in funding by keeping both committed and uncommitted credit lines available. The Company has laid well defined policies and procedures facilitated by robust information system for timely and qualitative decision making by the management including its day to day operations.

## Financial arrangements

The Company has access to the following undrawn borrowing facilities:

₹ in Crores

Particulars	31-03-2021	31-03-2020
<b>Expiring within one year</b>		
Bank Overdraft and other facilities	745.00	795.00
Term Loans	433.33	400.00
<b>Expiring beyond year</b>		
Term Loans	-	-

**Note:** Undrawn limit in respect of bank overdraft and other facilities has been calculated based on the adequacy of drawing power. In respect of term loans, undrawn limit is reckoned based on available valid sanction letters at each reporting dates

## Maturities of Financial Liabilities

₹ in Crores

Nature of Financial Liability	< 1 year	1 – 5 years	>5 years	Total
<b>As at 31-03-2021</b>				
Borrowings from Banks, NCDs, Director	939.10	1,940.33	5.50	2,884.93
Soft Loan from Government	-	129.37	23.67	153.04
Deferred Sales Tax Liability	-	81.40	-	81.40
Trade payables	363.43	-	-	363.43
Security Deposits payable	648.47	-	-	648.47
Lease Liabilities	0.11	0.84	7.11	8.06
Other Financial Liabilities	242.35	-	-	242.35
<b>As at 31-03-2020</b>				
Borrowings from Banks, NCDs, Director	1,128.06	1,597.83	20.00	2,745.89
Soft Loan from Government	-	110.77	42.27	153.04
Deferred Sales Tax Liability	63.69	73.09	8.31	145.09
Trade payables	341.44	-	-	341.44
Security Deposits payable	464.00	-	-	464.00
Lease Liabilities	0.10	1.80	6.26	8.16
Other Financial Liabilities	204.15	-	-	204.15

## Foreign Currency Risk

The Company's exposure in USD and other foreign currency denominated transactions in connection with import of capital goods, spares and fuel, besides exports of finished goods and borrowings in foreign currency, gives rise to exchange rate fluctuation risk. The Company has following policies to mitigate this risk:

# NOTES TO THE SEPARATE FINANCIAL STATEMENTS

for the year ended 31<sup>st</sup> March 2021

Decisions regarding borrowing in Foreign Currency and hedging thereof, (both interest and exchange rate risk) and the quantum of coverage is driven by the necessity to keep the cost comparable. Foreign Currency loans, imports and exports transactions are hedged by way of forward contract after taking into consideration the anticipated Foreign exchange inflows/outflows, timing of cash flows, tenure of the forward contract and prevailing Foreign exchange market conditions.

**The Company's exposure to foreign currency risk (un-hedged) as detailed below:**

Currency	Trade Payables	Trade and other Receivables	Balance with Banks
<b>USD in Millions</b>			
<b>As at 31-03-2021</b>	19.92	-	-
As at 31-03-2020	5.48	0.22	-
<b>EURO in Millions</b>			
<b>As at 31-03-2021</b>	0.20	-	-
As at 31-03-2020	2.61	-	-
<b>JPY in Millions</b>			
<b>As at 31-03-2021</b>	4.03	-	-
As at 31-03-2020	19.57	-	-
<b>LKR in Millions</b>			
<b>As at 31-03-2021</b>	12.19	15.11	9.02
As at 31-03-2020	95.36	233.84	25.28

## Risk sensitivity on foreign currency fluctuation

₹ in Crores

Foreign Currency	31-03-2021		31-03-2020	
	1 % Increase	1% decrease	1% increase	1% decrease
USD	(-) 1.46	1.46	(-) 0.40	0.40
EURO	(-) 0.02	0.02	(-) 0.22	0.22
JPY	(-) 0.27	0.27	(-) 1.36	1.36
LKR	0.03	(-) 0.03	0.41	(-) 0.41

**Note:** The above sensitivity analysis is based on a change in an interest rate by 100 bps while holding all other things constant for the monetary items outstanding as at the reporting date.

## Cash flow and fair value interest rate risk

Interest rate risk arises from long term borrowings with variable rates which exposed the company to cash flow interest rate risk. The Company's fixed rate borrowing are carried at amortized cost and therefore are not subject to interest rate risk as defined in Ind AS 107 since neither the carrying amount nor the future cash flows will fluctuate because of the change in market interest rates. The Company is exposed to the evolution of interest rates and credit markets for its future refinancing, which may result in a lower or higher cost of financing, which is mainly addressed through the management of the fixed/floating ratio of financial liabilities. The Company constantly monitors credit markets to strategize a well-balanced maturity profile in order to reduce both the risk of refinancing and large fluctuations of its financing cost. The Company believes that it can source funds for both short term and long term at a competitive rate considering its strong fundamentals on its financial position.

## Interest rate risk exposure

₹ in Crores

Particulars	31-03-2021	31-03-2020
Variable rate borrowings	1,775.37	1,552.22
Fixed rate borrowings	1,244.95	1,326.78
Interest free borrowings	81.40	145.09

**Note:** The Company does not have any interest rate swap contracts.

# NOTES TO THE SEPARATE FINANCIAL STATEMENTS

for the year ended 31<sup>st</sup> March 2021

## Sensitivity on Interest rate fluctuation

₹ in Crores

Total Interest Cost in Profit and Loss works out to	31-03-2021	31-03-2020
1% Increase in Interest Rate	105.37	86.86
1% Decrease in Interest Rate	69.87	55.82

**Note:** The above sensitivity analysis is based on a change in an interest rate by 100 bps while holding all other things (viz. Availment and Repayment of borrowings) as constant during the reporting period.

## 56. Disclosures as required under Micro, Small and Medium Enterprises Development Act, 2006

The categorization of supplier as MSME registered under the Act under the new definition, has been determined based on the information available with the Company as at the reporting date. The Company has also considered suppliers as MSME who possess the erstwhile MSME certificate for the period upto the reporting date, for the purpose of categorization and disclosures. The disclosures as required under Micro, Small, and Medium Enterprises Development Act, 2006:

₹ in Crores

Particulars	31-03-2021	31-03-2020
(a) (i) The principal amount remaining unpaid to any supplier at the end of the financial year included in -		
- Trade Payables	4.15	14.15
- Other Current Financial Liabilities	8.42	-
(ii) The interest due on the above	-	-
(b) The amount of interest paid by the buyer in terms of section 16 of the Act	-	-
(c) The amount of the payment made to the supplier beyond the appointed day during the financial year	-	-
(d) The amount of interest accrued and remaining unpaid at the end of financial year	-	-
(e) The amount of interest due and payable for the period of delay in making payment but without adding the interest specified under this Act	-	-

## 57. Additional regulatory information as required under Companies Act 2013 / Indian Accounting Standards

### (a) Trade Payables Ageing Schedule

₹ in Crores

Particulars	Outstanding for following periods from due date of payment					Total
	Not due	< 1 year	1 – 2 years	2 - 3 years	> 3 years	
<b>As at 31-03-2021</b>						
MSME	0.33	3.55	0.14	0.09	0.04	4.15
Others	10.32	132.01	2.78	2.15	0.20	147.46
Disputed Dues – MSME	-	-	-	-	-	-
Disputed Dues – Others	-	-	-	-	14.07	14.07
Unbilled dues	197.75	-	-	-	-	197.75
<b>Total</b>	<b>208.40</b>	<b>135.56</b>	<b>2.92</b>	<b>2.24</b>	<b>14.31</b>	<b>363.43</b>
<b>As at 31-03-2020</b>						
MSME	0.65	12.39	0.12	0.90	0.09	14.15
Others	6.91	82.64	3.08	0.08	0.12	92.83
Disputed Dues – MSME	-	-	-	-	-	-
Disputed Dues – Others	-	-	-	-	14.07	14.07
Unbilled dues	220.39	-	-	-	-	220.39
<b>Total</b>	<b>227.95</b>	<b>95.03</b>	<b>3.20</b>	<b>0.98</b>	<b>14.28</b>	<b>341.44</b>



# NOTES TO THE SEPARATE FINANCIAL STATEMENTS

for the year ended 31<sup>st</sup> March 2021

## (b) Capital Work-in-Progress Ageing Schedule

₹ in Crores

Particulars	Amount in CWIP for a period of				Total
	< 1 year	1 – 2 years	2 - 3 years	> 3 years	
<b>As at 31-03-2021</b>	1,451.52	834.03	35.07	4.84	2,325.46
As at 31-03-2020	1,533.92	270.47	6.92	2.96	1,814.27

*Note:* The Company do not have any projects whose activity has been suspended.

## (c) Completion Schedule for Capital Work-in-Progress whose completion is overdue because of delay due to pandemic caused by COVID-19

₹ in Crores

Particulars	To be completed in			
	< 1 year	1 – 2 years	2 - 3 years	> 3 years
<b>As at 31-03-2021</b>				
Clinker Line III at Jayanthipuram	643.48	-	-	-
Grinding Unit in Haridaspur, Odisha	27.88	-	-	-
Integrated Unit in Kalavatata, Andhra Pradesh	905.00	279.00	96.42	-
<b>Total</b>	<b>1,576.36</b>	<b>279.00</b>	<b>96.42</b>	<b>-</b>
<b>As at 31-03-2020</b>				
Clinker Line III at Jayanthipuram	163.77	336.59	-	-
Grinding Unit in Haridaspur, Odisha	523.21	8.83	-	-
Integrated Unit in Kalavatata, Andhra Pradesh	2.09	309.45	39.96	86.32
<b>Total</b>	<b>689.07</b>	<b>654.87</b>	<b>39.96</b>	<b>86.32</b>

## (d) Intangible Asset under development Ageing Schedule

### Projects in Progress

₹ in Crores

Particulars	Amount in Intangible Assets under development for a period of				Total
	< 1 year	1 – 2 years	2 - 3 years	> 3 years	
<b>As at 31-03-2021</b>	18.20	4.22	2.88	4.43	29.73
As at 31-03-2020	17.62	4.06	0.97	3.45	26.10

## (e) Trade Receivables Ageing Schedule

₹ in Crores

Particulars	Outstanding for following periods from due date of payment						Total
	Not Due	Less than 6 months	6 months – 1 year	1 – 2 years	2 - 3 years	> 3 years	
<b>As at 31-03-2021</b>							
Undisputed Trade receivables - considered good	281.67	37.66	27.61	6.55	3.79	14.91	372.19
Undisputed Trade receivables - which have significant increase in credit risk	-	1.57	2.24	0.61	0.40	1.66	6.48
Disputed Trade receivables - considered good	-	0.01	0.06	0.29	0.03	2.60	2.99
Disputed Trade receivables - which have significant increase in credit risk	-	-	-	0.03	-	0.29	0.32
<b>Total</b>	<b>281.67</b>	<b>39.24</b>	<b>29.91</b>	<b>7.48</b>	<b>4.22</b>	<b>19.46</b>	<b>381.98</b>

# NOTES TO THE SEPARATE FINANCIAL STATEMENTS

for the year ended 31<sup>st</sup> March 2021

₹ in Crores

Particulars	Outstanding for following periods from due date of payment						Total
	Not Due	Less than 6 months	6 months – 1 year	1 – 2 years	2 - 3 years	> 3 years	
<b>As at 31-03-2020</b>							
Undisputed Trade receivables - considered good	342.07	41.64	48.92	60.63	14.95	15.72	523.93
Undisputed Trade receivables - which have significant increase in credit risk	-	0.56	2.06	2.56	0.63	0.66	6.47
Disputed Trade receivables - considered good	-	0.08	0.01	0.04	0.15	2.64	2.92
Disputed Trade receivables - which have significant increase in credit risk	-	-	-	0.01	0.01	0.11	0.13
<b>Total</b>	<b>342.07</b>	<b>42.28</b>	<b>50.99</b>	<b>63.24</b>	<b>15.74</b>	<b>19.13</b>	<b>533.45</b>

## (f) Unbilled Revenue Ageing Schedule

₹ in Crores

Particulars	Outstanding for following periods from date of recognition of revenue					Total
	Less than 6 months	6 months – 1 year	1 – 2 years	2 - 3 years	> 3 years	
<b>As at 31-03-2021</b>	1.78	-	0.79	1.89	-	4.46
As at 31-03-2020	1.81	-	1.89	-	-	3.70

**Note:** Out of Unbilled Revenue of ₹ 4.46 Crores as at 31-03-2021, a sum of ₹ 2.68 Crores in the age-wise bucket of 1 – 3 years remain unbilled to BESCO for the windmill units generated and pumped into the grids for want of confirmation from the counterparty.

## (g) Undisclosed Income

The Company do not have any transaction which are not recorded in the books of accounts that has been surrendered or disclosed as income in the tax assessments under the Income Tax Act, 1961 during any of the years.

## (h) Relationship with Struck off Companies

The Company did not have any transactions with Companies struck off under Section 248 of Companies Act, 2013 or Section 560 of Companies Act, 1956 considering the information available with the Company.

## (i) Details of Crypto Currency or Virtual Currency

The Company did not trade or invest in Crypto Currency or virtual currency during the financial year. Hence disclosure relating to it are not applicable.

# NOTES TO THE SEPARATE FINANCIAL STATEMENTS

for the year ended 31<sup>st</sup> March 2021

## 58. The amount of expenditure recognized in the carrying amount of an item of Property, Plant and Equipment in the course of its construction, included in Capital Work-in-Progress are given below:

Particulars	₹ in Crores	
	31-03-2021	31-03-2020
<b>Pre-operative expenses included in CWIP as at the beginning of the year</b>	<b>132.05</b>	<b>40.43</b>
<b>Expenditure incurred during the year</b>		
(a) Employee Benefits Expenses	34.19	28.06
(b) Finance Costs	100.25	82.97
(c) Depreciation and Amortization expenses	2.00	1.13
(d) Stores and Spares consumption	-	0.11
(e) Repairs and maintenance	5.62	0.72
(f) Insurance	0.48	0.43
(g) Outsourced establishment expenses	0.79	0.40
(h) Traveling expenses	0.47	0.45
(i) Lease Rent	0.23	0.41
(j) Legal and consultancy expenses	1.23	1.57
(k) IT & Communication expenses	1.47	0.69
(l) Power and Fuel	3.62	4.35
(m) Security Charges	1.10	3.98
(n) Miscellaneous expenses	3.10	1.95
<b>Sub Total</b>	<b>154.55</b>	<b>127.22</b>
<b>Less: Capitalised during the year</b>	<b>113.77</b>	<b>35.60</b>
<b>Pre-operative expenses included in CWIP as at the end of the year</b>	<b>172.83</b>	<b>132.05</b>

## 59. Key Financial Ratios

Particulars	UOM	31-03-2021	31-03-2020	Variation in %
(a) Current Ratio	In multiple	1.26	1.06	19%
(b) Debt-Equity Ratio	In multiple	0.55	0.61	(10%)
(c) Debt Service Coverage Ratio	In multiple	1.80	2.90	(38%)
(d) Return on Equity Ratio	In %	14%	13%	1%
(e) Inventory Turnover Ratio	In Days	43	41	5%
(f) Trade receivables Turnover Ratio	In Days	31	34	(9%)
(g) Trade payables Turnover Ratio	In Days	24	20	20%
(h) Net Capital Turnover Ratio	In Days	50	56	(11%)
(i) Net Profit Ratio	In %	14%	11%	3%
(j) Return on Capital Employed	In %	10%	9%	1%
(k) Return on Investment (Assets)	In %	7%	7%	-

### Formula adopted for above Ratios:

- (a) Current Ratio = Current Assets / (Total Current Liabilities – Security Deposits payable on Demand – Current maturities of Long Term Debt)
- (b) Debt-Equity Ratio = Total Debt / Total Equity
- (c) Debt Service Coverage Ratio = (EBITDA – Current Tax) / (Principal Repayment + Gross Interest)
- (d) Return on Equity Ratio = Total Comprehensive Income / Average Total Equity
- (e) Inventory Turnover Ratio (Average Inventory days) = 365 / (Net Revenue / Average Inventories)
- (f) Trade receivables Turnover Ratio (Average Receivables days) = 365 / (Net Revenue / Average Trade receivables)
- (g) Trade Payables Turnover Ratio (Average Payable days) = 365 / (Net Revenue / Average Trade payables)

# NOTES TO THE SEPARATE FINANCIAL STATEMENTS

for the year ended 31<sup>st</sup> March 2021

- (h) Net Capital Turnover Ratio = (Inventory Turnover Ratio + Trade receivables turnover ratio – Trade payables turnover ratio)
- (i) Net Profit Ratio = Net Profit / Net Revenue
- (j) Return on Capital employed = (Total Comprehensive Income + Interest) / (Average of (Equity + Total Debt))
- (k) Return on Investment (Assets) = Total Comprehensive Income / Average Total Assets

## Reasons for Variation if more than 25%

The decline in Debt-Service Coverage Ratio by 38% from 2.90 times in previous year to 1.80 times in current year is mainly due to higher scheduled principal repayments / Gross interest cost compared to previous year.

## 60. Events after the reporting period – Distribution made and proposed

Particulars	₹ in Crores	
	31-03-2021	31-03-2020
<b>Cash Dividends on Equity Shares declared and paid</b>		
Final dividend for the year ended 31 <sup>st</sup> March 2020: Nil (For the year ended 31 <sup>st</sup> March 2019 ₹ 3/- per share)	-	70.74
Dividend Distribution Tax on Proposed Dividend	-	14.54
Interim dividend for the year ended 31 <sup>st</sup> March 2021: ₹ 3/- per share (For the year ended 31 <sup>st</sup> March 2020: ₹ 2.50 per share)	66.68	58.95
TDS on Dividends/Dividend Distribution Tax on Interim Dividend	4.16	12.12
<b>Proposed Dividends on Equity Shares</b>		
Final dividend for the year ended 31 <sup>st</sup> March 2021: Nil (For the year ended 31 <sup>st</sup> March 2020: Nil)	-	-
Dividend Distribution Tax on Proposed Dividend	-	-

**Note:** Dividend Distribution Tax abolished with effect from 01-04-2020

## 61. Impact of COVID-19

In view of resurgence of COVID-19 across the country, various state governments have started imposing lockdown during May, 2021. The company's operations are continued in accordance with the guidelines issued by the relevant regulatory authorities with regard to adhering of social distancing, following prescribed hygiene standards. The Company continues to comply with such guidelines from time to time.

The Company has assessed the potential impact of COVID-19 based on the current circumstances and expects that there will not be any significant impact on the continuity of operations of the business on long-term basis. The Company's ongoing capacity expansion program was delayed because of non-availability of labourers due to COVID-19. However, the Company does not have any material risk of non-fulfilment of obligations by any party arising out of existing contracts / agreements.

The Company has exercised due care in determining its significant accounting judgements and estimates while preparing its financial statements including internal controls over financial reporting. As per the current assessment of the company, there is no material impact on the carrying values of trade receivables, inventories and other financial / non-financial assets as at the reporting date. The Company continues to closely monitor the developments in economic conditions and assess its impact. However, the final impact may differ from the current estimates made as at the date of approval of the financial statements for the year ended 31-03-2021 considering the prevailing uncertainties.

## 62. Capital Management

For the purpose of the Company's capital management, capital includes issued equity share capital and all other equity reserves attributable to the equity holders of the Company. The primary objective of the Company's capital management is to maximize the shareholders' wealth. The Company manages its capital structure and makes adjustments in the light of changes in economic conditions and the requirements of the financial covenants. The Company monitors capital using a gearing ratio, which is net debt divided by total equity plus net debt.

# NOTES TO THE SEPARATE FINANCIAL STATEMENTS

for the year ended 31<sup>st</sup> March 2021

₹ in Crores

Particulars		31-03-2021	31-03-2020
Long Term Borrowings		2,162.62	1,832.34
Short Term Borrowings		939.10	1,191.75
Less: Cash and Cash Equivalents		106.14	61.20
<b>Net Debt</b>	<b>(A)</b>	<b>2,995.58</b>	<b>2,962.89</b>
Equity Share Capital		23.59	23.56
Other Equity		5,603.21	4,895.00
<b>Total Equity</b>	<b>(B)</b>	<b>5,626.80</b>	<b>4,918.56</b>
<b>Total Capital Employed</b>	<b>(C) = (A) + (B)</b>	<b>8,622.38</b>	<b>7,881.45</b>
<b>Capital Gearing Ratio</b>	<b>(A) / (C)</b>	<b>35%</b>	<b>38%</b>

In order to achieve this overall objective, the Company's capital management, amongst other things, aims to ensure that it meets financial covenants attached to the interest-bearing loans and borrowings that define capital structure requirements. There have been no breaches in the financial covenants of any interest-bearing loans/borrowing. The Company is not subjected to any externally imposed capital requirements. There are no significant changes in the objectives, policies or processes for managing capital during the years ended 31-03-2021 and 31-03-2020.

**63.** The Central Government has published The Code on Social Security, 2020 and Industrial Relations Code, 2020 ("the codes") in the Gazette of India, inter alia, subsuming various existing labour and industrial laws which deals with employees including post employment period. The effective date of the code and the rules are yet to be notified. The impact of the legislative changes if any will be assessed and recognized post notification of relevant provisions.

#### **64. Reclassification of previous year figures upon complying with Schedule III Amendments**

The Company had voluntarily adopted to comply with the amendments in Schedule III of Companies Act, 2013 notified on 24-03-2021, for the financial year 2020-21, though the applicability is spelt out with effect from 01-04-2021. Accordingly the Company has complied with such disclosures and reclassified the following items in the previous years, to conform to current year classification.

Nature of the reclassification	Amount of each item reclassified	Reason for the reclassification
Hitherto, Current maturities of Long term borrowings was included in Other Current Financial Liabilities. As per the requirement under amendments to Schedule III, the same has been presented under 'Short Term Borrowings' as a separate line and previous year figure has been reclassified	2020-21: ₹ 616.98 Crores 2019-20: ₹ 391.69 Crores	Schedule III Amendments in the Companies Act 2013
Earlier Lease Liabilities were presented as part of Other Financial Liabilities. However as per the requirement under amendments to Schedule III, the same has been presented as separate line item on the face of Balance Sheet under the head 'Financial Liabilities' after Borrowings and previous year figure has been reclassified accordingly	Non-Current Lease Liabilities: 2020-21: ₹ 7.95 Crores 2019-20: ₹ 8.06 Crores Current Lease Liabilities: 2020-21: ₹ 0.11 Crores 2019-20: ₹ 0.10 Crores	Schedule III Amendments in the Companies Act 2013

As per our report annexed

**For SRSV & ASSOCIATES**  
Chartered Accountants  
Firm Registration Number: 015041S

**For RAMAKRISHNA RAJA AND CO**  
Chartered Accountants  
Firm Registration Number: 005333S

**P.R. VENKETRAMA RAJA**  
Chairman and Managing Director  
Rajapalayam

**S. VAITHIYANATHAN**  
Chief Financial Officer  
Chennai

**P. SANTHANAM**  
Partner  
Membership No. 018697  
Chennai

**M. VIJAYAN**  
Partner  
Membership No. 026972  
Chennai

**A.V. DHARMAKRISHNAN**  
Chief Executive Officer  
Chennai

**K.SELVANAYAGAM**  
Secretary  
Chennai

24-05-2021



# **CONSOLIDATED FINANCIAL STATEMENTS**

# INDEPENDENT AUDITOR'S REPORT

To the Members of THE RAMCO CEMENTS LIMITED

## Report on the Audit of the Consolidated Financial Statements

### Opinion

We have audited the Consolidated financial statements of THE RAMCO CEMENTS LIMITED ("the Holding Company"), its subsidiaries (collectively referred to as "the Company" or "the Group") and its associates, comprising of the consolidated balance sheet as at 31<sup>st</sup> March 2021, the consolidated statement of profit and loss, the consolidated cash flow statement for the year ended on that date, and notes to the consolidated financial statements, including a summary of significant accounting policies and other explanatory information ("the consolidated financial statements").

In our opinion and to the best of our information and according to the explanations given to us, the aforesaid consolidated financial statements give the information required by the Act in the manner so required and give a true and fair view in conformity with the accounting principles generally accepted in India, of their consolidated state of affairs of the Company as at March 31, 2021 and the consolidated profit/loss, and its consolidated cash flows for the year ended and consolidated changes in the equity on that date.

### Basis for Opinion

We conducted our audit in accordance with the Standards on Auditing (SAs) specified under section 143(10) of the Companies Act, 2013. Our responsibilities under those Standards are further

described in the *Auditor's Responsibilities for the Audit of the Consolidated Financial Statements* section of our report. We are independent of the Group in accordance with the *Code of Ethics* issued by Institute of Chartered Accountants of India, and we have fulfilled our other ethical responsibilities in accordance with these requirements and the Code of Ethics. We believe that the audit evidence we have obtained is sufficient and appropriate to provide a basis for our opinion.

### Emphasis of Matter

We draw attention to Note No. 61 to the consolidated financial statements, which describes the uncertainties and the impact of the COVID 19 pandemic on the operations and results on financial results. The Management has assessed that there is no material impact on the financial statements due to lockdown and related restrictions imposed towards controlling the COVID 19 pandemic. Our opinion is not modified in respect of this matter.

### Key Audit Matters

Key audit matters are those matters that, in our professional judgement, were of most significance in our audit of the consolidated financial statements of the current period. These matters were addressed in the context of our audit of the consolidated financial statements as a whole, and in forming our opinion thereon, and we do not provide a separate opinion on these matters. We have determined the matters described below to be the key audit matters to be communicated in our report.

S. No.	Key Audit Matter	Auditor's Response
1	<p><b>Recognition and measurement of deferred taxes</b></p> <p>The recognition and measurement of deferred tax items requires determination of differences between the recognition and the measurement of assets, liabilities, income and expenses in accordance with the Income Tax Act and other applicable tax laws including application of ICDS and financial reporting in accordance with Ind AS.</p> <p>Assessment of Deferred Tax Assets is done by the management at the close of each financial year taking into account forecast of future taxable results.</p> <p>We have considered the assessment of deferred tax liabilities and assets as a key matter due to the importance of management's estimation and judgment and the materiality of amounts.</p> <p><b>(Refer to Note No. 4.4.3, 4.4.5 and 4.4.6 to the Consolidated Financial Statements)</b></p>	<p><b>Principal Audit Procedures</b></p> <p>The key matter was addressed by performing audit procedures which involved assessment of underlying process and evaluation of internal financial controls with respect to measurement of deferred tax and assessment of the items leading to recognition of deferred tax in light of prevailing tax laws and applicable financial reporting standards.</p> <p>Furthermore we assessed the adequacy and appropriateness of the disclosures in the consolidated financial statements.</p>

S. No.	Key Audit Matter	Auditor's Response
2	<p><b>Evaluation of uncertain Tax Position/ Other contingent liabilities</b></p> <p>The Company has material uncertain tax position in respect of possible or actual taxation disputes, litigations and claims. The provisions are estimated using a significant degree of management judgment in interpreting the various relevant rules, regulations and practices and in considering precedents in various legal forums.</p> <p><b>(Refer to Note No. 46.2.1 to 46.2.22 to the Separate Financial Statements)</b></p>	<p><b>Principal Audit Procedures</b></p> <p>The Audit addressed this Key Audit Matter by assessing the adequacy of tax Provisions by reviewing the management's underlying assumptions in estimating the tax provisions and the possible outcome of the disputes.</p> <p>We reviewed the significant litigations and claims and discussed with the Company's legal counsel, external advisors about their views regarding the likely outcome and magnitude of and exposure to relevant litigation and claims. We also reviewed to relevant judgements and the opinions given by the company's advisers, which were relied on by the management for such claims.</p> <p>Furthermore we assessed the adequacy and appropriateness of the disclosures in the Separate financial statements.</p>
3	<p><b>Disputes and potential litigations</b></p> <p>The Competition Commission of India (CCI) vide its order dated 31<sup>st</sup> August 2016 had imposed a penalty of ₹ 258.63 Crores on the company towards alleged cartelisation. The Company's appeal along with other cement companies had been dismissed by NCLAT vide its order dated 25<sup>th</sup> July 2018. Against the order, the Company appealed to the Hon'ble Supreme Court, which by its order dated 05<sup>th</sup> October 2018 admitted the appeal and directed to continue the interim order passed by NCLAT. Accordingly, the Company has re-deposited ₹ 25.86 Crores being 10% of the penalty. The Company, backed by legal opinion, believes that it has a good case and hence no provision is made. Management Judgement is involved in considering the probability of the claim being successful and we have accordingly designated this as a focus area of the audit.</p> <p><b>(Refer to Note No. 46.2.6 to the Separate Financial Statements)</b></p>	<p><b>Principal Audit Procedures</b></p> <p>In response to the risk of completeness of the disclosures and probability of claim being successful, we reviewed the legal advice obtained by the management from external legal advisor. We discussed the case with Management and reviewed the related documents. We also reviewed the stand taken by other companies in the cement industry who are all also involved in this issue. We reviewed the disclosures for completeness based on our audit procedures.</p>
4	<p><b>Existence and impairment of Trade Receivables</b></p> <p>Trade Receivables are significant to the Company's financial statements. The Collectability of trade receivables is a key element of the company's working capital management, which is managed on an ongoing basis by its management. Due to the nature of the Business, the requirements of customers and various contract terms are in place, there is a risk that the carrying values may not reflect of their recoverable amounts as at the reporting date, which would require an impairment provision. Where there are indicators of impairment, the company undertakes assessment of the recoverability of the amounts. Given the magnitude and inherent uncertainty involved in the judgement, in estimating impairment assessment of trade receivables, we have identified this as a key audit matter.</p> <p><b>(Refer to Note No. 17 to the Consolidated Financial Statements)</b></p>	<p><b>Principal Audit Procedures</b></p> <p>We performed audit procedures on the assessment of trade receivables, which included substantive testing of revenue transactions, obtaining trade receivable external confirmations and testing the subsequent payments received. Assessing the impact of impairment on trade receivables requires judgement and we evaluated management's assumptions in determining the provision for impairment of trade receivables, by analyzing the ageing of receivables, assessing significant overdue individual trade receivables and specific local risks, combined with the legal documentations, where applicable.</p> <p>We also reviewed the system of obtaining monthly confirmation from the customers, which are kept in electronic mode by the company. We tested the timing of revenue and trade receivables recognition based on the terms agreed with the customers. We also reviewed, on a sample basis, terms of the contract with the customers, invoices raised, etc., as a part of our audit procedures.</p> <p>Furthermore we assessed the adequacy and appropriateness of the disclosures in the consolidated financial statements.</p>

### Information Other than the Consolidated Financial Statements and Auditors' Report Thereon

The Holding Company's management and board of directors are responsible for the other information. The other information comprises the information included in the Holding Company's annual report but does not include the financial statements and our auditor's report thereon.

Our opinion on the consolidated financial statements does not cover the other information and we do not express any form of assurance conclusion thereon.

In connection with our audit of the consolidated financial statements, our responsibility is to read the other information and, in doing so, consider whether the other information is materially inconsistent with the consolidated financial statements or our knowledge obtained during the course of our audit or otherwise appears to be materially misstated.

If, based on the work we have performed, we conclude that there is a material misstatement of this other information, we are required to report that fact. We have nothing to report in this regard.

### Responsibilities of Management and those charged with Governance for the Consolidated Financial Statements

The Holding Company's Management and Board of Directors are responsible for the preparation and presentation of these consolidated financial statements in term of the requirements of the Companies Act, 2013 that give a true and fair view of the consolidated state of affairs, consolidated profit/loss including other comprehensive income, consolidated statement of changes in equity and consolidated cash flows of the Group including its Associates in accordance with the accounting principles generally accepted in India, including the Accounting Standards specified under section 133 of the Act. The respective Board of Directors of the entities included in the Group and of its associates are responsible for maintenance of adequate accounting records in accordance with the provisions of the Act for safeguarding the assets of the each entity and for preventing and detecting frauds and other irregularities; selection and application of appropriate accounting policies; making judgments and estimates that are reasonable and prudent; and the design, implementation and maintenance of adequate internal financial controls, that were operating effectively for ensuring accuracy and completeness of the accounting records, relevant to the preparation and presentation of the consolidated financial statements that give a true and fair view and are free from material misstatement, whether due to fraud or error, which have been used for the purpose of preparation of the consolidated financial statements by the Directors of the Holding Company, as aforesaid.

In preparing the consolidated financial statements, the respective Management and Board of Directors of the entities included in the Group and of its associates are responsible for assessing

the ability of each entity and of its associates to continue as a going concern, disclosing, as applicable, matters related to going concern and using the going concern basis of accounting unless management either intends to liquidate the entity or to cease operations, or has no realistic alternative but to do so.

The respective Board of Directors of the entities included in the Group and of its associates are responsible for overseeing the financial reporting process of each entity.

### Auditor's Responsibilities for the Audit of the Consolidated Financial Statements

Our objectives are to obtain reasonable assurance about whether the consolidated financial statements as a whole are free from material misstatement, whether due to fraud or error, and to issue an auditor's report that includes our opinion. Reasonable assurance is a high level of assurance, but is not a guarantee that an audit conducted in accordance with SAs will always detect a material misstatement when it exists. Misstatements can arise from fraud or error and are considered material if, individually or in the aggregate, they could reasonably be expected to influence the economic decisions of users taken on the basis of these consolidated financial statements.

As part of an audit in accordance with SAs, we exercise professional judgment and maintain professional skepticism throughout the audit. We also:

- Identify and assess the risks of material misstatement of the Consolidated financial statements, whether due to fraud or error, design and perform audit procedures responsive to those risks, and obtain audit evidence that is sufficient and appropriate to provide a basis for our opinion. The risk of not detecting a material misstatement resulting from fraud is higher than for one resulting from error, as fraud may involve collusion, forgery, intentional omissions, misrepresentations, or the override of internal control.
- Obtain an understanding of internal financial controls relevant to the audit in order to design audit procedures that are appropriate in the circumstances. Under section 143(3)(i) of the Companies Act, 2013, we are also responsible for expressing our opinion on whether the company has adequate internal financial controls with reference to consolidated financial statements in place and the operating effectiveness of such controls.
- Evaluate the appropriateness of accounting policies used and the reasonableness of accounting estimates and related disclosures made by management.
- Conclude on the appropriateness of management's use of the going concern basis of accounting in preparation of consolidated financial statements and, based on the audit evidence obtained, whether a material uncertainty exists related to events or conditions that may cast significant doubt on the appropriateness this assumptions. If we conclude that a material uncertainty exists, we are required to draw attention in our auditor's report to the related

disclosures in the Consolidated financial statements or, if such disclosures are inadequate, to modify our opinion. Our conclusions are based on the audit evidence obtained up to the date of our auditor's report. However, future events or conditions may cause the Group (Holding Company and Subsidiaries) to cease to continue as a going concern.

- Evaluate the overall presentation, structure and content of the Consolidated financial statements, including the disclosures, and whether the Consolidated financial statements represent the underlying transactions and events in a manner that achieves fair presentation.
- Obtain sufficient appropriate audit evidence regarding the financial information of entities or business activities within the Group to express an opinion on the consolidated financial statement. We are responsible for the direction, supervision and performance of the audit of financial information of such entities included in the consolidated financial statements of which we are the independent auditors. For the other entities included in the consolidated financial statements, which have been audited by other auditors such other auditors remain responsible for the direction, supervision and performance of the audit carried out by them. We remain solely responsible for our audit opinion.

Materiality is the magnitude of misstatements in the consolidated financial statements that, individually or in aggregate, makes it probable that the economic decisions of a reasonably knowledgeable user of the consolidated financial statements may be influenced. We consider quantitative materiality and qualitative factors in (i) planning the scope of our audit work and in evaluating the results of our work; and (ii) to evaluate the effect of any identified misstatements in the consolidated financial statements.

We communicate with those charged with governance of company and such other entities included in the consolidated financial statements of which we are independent auditors regarding, among other matters, the planned scope and timing of the audit and significant audit findings, including any significant deficiencies in internal control that we identify during our audit.

We also provide those charged with governance with a statement that we have complied with relevant ethical requirements regarding independence, and to communicate with them all relationships and other matters that may reasonably be thought to bear on our independence, and where applicable, related safeguards.

From the matters communicated with those charged with governance, we determine those matters that were of most significance in the audit of the Consolidated financial statements of the current period and are therefore the key audit matters. We describe these matters in our auditor's report unless law or regulation precludes public disclosure about the matter or when, in extremely rare circumstances, we determine that a matter should not be communicated in our report because the adverse

consequences of doing so would reasonably be expected to outweigh the public interest benefits of such communication.

### Other Matters

- (a) The Consolidated Financial Statements includes financial performance of a foreign branch which reflects total assets of ₹ 1.72 Crores, total revenue of ₹ 7.34 Crores and net cash outflow amounting to ₹ 0.67 Crores for the year ended on 31<sup>st</sup> March 2021, which was audited by independent auditors in accordance with the regulations of that country and whose report has been furnished to us and has been considered in the consolidated financial statements solely based on such audited financial statements.
- (b) The Consolidated financial statements of two subsidiaries which reflect the total assets of ₹ 65.40 Crores as at 31<sup>st</sup> March 2021 the total revenue of ₹ 50.12 Crores and net cash outflow of ₹ 0.76 Crores for the year ended 31<sup>st</sup> March 2021, which were audited by another independent auditors whose report has been furnished to us.
- (c) We did not audit the financial statements of Five associate companies included in the consolidated financial results year to date, whose consolidated financial statements reflect the Group's share of total net profit after tax of ₹ 20.75 Crores for the year ended 31<sup>st</sup> March, 2021. These financial statements as per Ind AS and other financial information are un-audited and have been furnished to us by the management, and our opinion is based solely on the financial results year to date, to the extent they have been derived from such un-audited financial statements.

Our opinion on the statement is not modified in respect of these matters.

Our opinion on the consolidated financial statements, and our report on Other Legal and Regulatory Requirements below, is based on the financial statements/financial information certified by the Management.

### Report on Other Legal and Regulatory Requirements

As required by Section 143(3) of the Act, based on our audit, we report, to the extent applicable, that:

- (a) We have sought and obtained all the information and explanations which to the best of our knowledge and belief were necessary for the purposes of our audit of the aforesaid consolidated financial statements.
- (b) In our opinion, proper books of account as required by law relating to preparation of the aforesaid consolidated financial statements have been kept so far as it appears from our examination of those books and the reports of the other auditors.
- (c) The reports on the accounts of the branch offices of the Company audited under Section 143(8) of the Act by branch auditors have been sent to us and have been properly dealt with by us in preparing this report.



- (d) The Consolidated Balance Sheet, the Consolidated Statement of Profit and Loss (including other comprehensive income), the Consolidated Statement of Changes in Equity and the Consolidated Statement of Cash Flow dealt with by this Report are in agreement with the books of account maintained for the purpose of preparation of the consolidated financial statements.
- (e) In our opinion, the aforesaid consolidated financial statements comply with the Ind AS specified under Section 133 of the Act, read with Rule 7 of the Companies (Accounts) Rules, 2014.
- (f) On the basis of the written representations received from the directors of the Holding Company as on 31<sup>st</sup> March 2021 taken on record by the Board of Directors of the Holding Company and the report of the statutory auditors of its subsidiary companies incorporated in India, none of the Directors of the Group companies incorporated in India is disqualified as on 31<sup>st</sup> March 2021 from being appointed as a Director of that company in terms of sub-section 2 of Section 164 of the Act.
- (g) With respect to the adequacy of the internal financial controls over financial reporting and the operating effectiveness of such controls, refer to our separate Report in "Annexure", which is based on the auditor's reports of the company and its subsidiary companies incorporated in India. Our report expresses an unmodified opinion on the adequacy and operating effectiveness of the internal financial control over financial reporting of those companies, for reason stated there in.
- (h) With respect to the other matters to be included in the Auditor's Report in accordance with the requirements of section 197 (16) of the Act, as amended.

For **SRSV & ASSOCIATES**  
Chartered Accountants  
Firm Registration No.: 015041S

**P. SANTHANAM**  
Partner  
Membership No.: 018697  
UDIN: 21018697AAAADT3049

Place: Chennai  
Date: 24<sup>th</sup> May, 2021

In our opinion and best of our information and according to the explanations given to us, the remuneration paid to the directors during the current year by the Holding Company and its subsidiaries which are incorporated in India is in accordance with the provision of section 197 (16) of the Act. The remuneration paid to any director by the Holding company and its subsidiaries which are incorporated in India, is not in excess of limit laid down under section 197 of the Act. The Ministry of Corporate Affairs has not prescribed other details under section 197(16) which are required to be commented upon by us.

- (i) With respect to the other matters to be included in the Auditor's Report in accordance with Rule 11 of the Companies (Audit and Auditors) Rules, 2014, as amended;

In our opinion and to the best of our information and according to the explanations given to us:

- i. The consolidated financial statements disclose the impact of pending litigations on the consolidated financial position of the Group and its associates.
- ii. Provision has been made in the consolidated financial statements, as required under the applicable law or Ind AS, for material foreseeable losses, if any, on long-term contracts including derivative contracts.
- iii. There has been no delay in transferring amounts, required to be transferred, to the Investor Education and Protection Fund by the Holding Company and its subsidiary companies and associate companies incorporated in India during the year ended 31<sup>st</sup> March 2021.

For **RAMAKRISHNA RAJA AND CO**  
Chartered Accountants  
Firm Registration No.: 005333S

**M. VIJAYAN**  
Partner  
Membership No.: 026972  
UDIN: 21026972AAAADQ3382

## “ANNEXURE” TO THE INDEPENDENT AUDITOR’S REPORT

**Referred to in Paragraph (g) of Report on Other Legal and Regulatory Requirements of our Report of even date**

### **Report on the Internal Financial Controls under Clause (i) of Sub-section 3 of Section 143 of the Companies Act, 2013 (“the Act”)**

In conjunction with our audit of the consolidated financial statements of The Ramco Cements Limited (The Holding Company) as of and for the year ended 31<sup>st</sup> March 2021, we have audited the internal financial controls over financial reporting of the Holding Company and its subsidiary companies which are companies incorporated in India, as of that date.

### **Management’s Responsibility for Internal Financial Controls**

The Respective Board of Directors of the Holding Company and its subsidiary companies which are companies incorporated in India, are responsible for establishing and maintaining internal financial controls based on the internal control over financial reporting criteria established by the Company considering the essential components of internal control stated in the Guidance Note on Audit of Internal Financial Controls over Financial Reporting (“Guidance Note”) issued by the Institute of Chartered Accountants of India (“ICAI”). These responsibilities include the design, implementation and maintenance of adequate internal financial controls that were operating effectively for ensuring the orderly and efficient conduct of its business, including adherence to company’s policies, the safeguarding of its assets, the prevention and detection of frauds and errors, the accuracy and completeness of the accounting records, and the timely preparation of reliable financial information, as required under the Act.

### **Auditors’ Responsibility**

Our responsibility is to express an opinion on the internal financial controls over financial reporting with reference to financial statements of the Holding Company and its subsidiaries which are incorporated in India, based on our audit. We conducted our audit in accordance with the Guidance Note, issued by ICAI and the Standards on Auditing, issued by ICAI and deemed to be prescribed under section 143(10) of the Act, to the extent applicable to an audit of internal financial controls, both applicable to an audit of Internal Controls and, both issued by the ICAI. Those Standards and the Guidance Note require that we comply with ethical requirements and plan and perform the audit to obtain reasonable assurance about whether adequate internal financial controls over financial reporting was established and maintained and if such controls operated effectively in all material respects.

Our audit involves performing procedures to obtain audit evidence about the adequacy of the internal financial controls system over financial reporting and their operating effectiveness. Our audit of internal financial controls over financial reporting included obtaining an understanding of internal financial controls over financial reporting, assessing the risk that a material weakness exists, and testing and evaluating the design and operating effectiveness of internal control based on the assessed risk. The procedures selected depend on the auditor’s judgment, including the assessment of the risks of material misstatement of the financial statements, whether due to fraud or error. We believe that the audit evidence we have obtained and the audit evidence obtained by the other auditors in terms of their reports and the information and explanation provided by the management is sufficient and appropriate to provide a basis for our audit opinion on the Company’s internal financial controls system over financial reporting.

### **Meaning of Internal Financial Controls Over Financial Reporting**

A company’s internal financial control over financial reporting is a process designed to provide reasonable assurance regarding the reliability of financial reporting and the preparation of financial statements for external purposes in accordance with generally accepted accounting principles. A company’s internal financial control over financial reporting includes those policies and procedures that (1) pertain to the maintenance of records that, in reasonable detail, accurately and fairly reflect the transactions and dispositions of the assets of the company; (2) provide reasonable assurance that transactions are recorded as necessary to permit preparation of financial statements in accordance with generally accepted accounting principles, and that receipts and expenditures of the company are being made only in accordance with authorisations of management and directors of the company; and (3) provide reasonable assurance regarding prevention or timely detection of unauthorised acquisition, use, or disposition of the company’s assets that could have a material effect on the financial statements.

### **Inherent Limitations of Internal Financial Controls Over Financial Reporting**

Because of the inherent limitations of internal financial controls over financial reporting, including the possibility of collusion or improper management override of controls, material misstatements due to error or fraud may occur and not be detected. Also, projections of any evaluation of the internal financial controls over financial reporting to future periods are subject to the risk that the internal financial control over financial reporting may become inadequate because of changes in conditions, or that the degree of compliance with the policies or procedures may deteriorate.

## Opinion

In our opinion, based on the test checks conducted by us, the Holding Company and its subsidiary companies which are companies incorporated in India, have, in all material respects, reasonably adequate internal financial controls system over financial reporting and such internal financial controls over

financial reporting were prima facie operating effectively as at 31<sup>st</sup> March 2021, based on the internal control over financial reporting criteria established by the respective Companies considering the essential components of internal control stated in the Guidance Note on Audit of Internal Financial Controls Over Financial Reporting issued by the Institute of Chartered Accountants of India.

For **SRSV & ASSOCIATES**  
Chartered Accountants  
Firm Registration No.: 015041S

For **RAMAKRISHNA RAJA AND CO**  
Chartered Accountants  
Firm Registration No.: 005333S

**P. SANTHANAM**  
Partner  
Membership No.: 018697  
UDIN: 21018697AAAADT3049

**M. VIJAYAN**  
Partner  
Membership No.: 026972  
UDIN: 21026972AAAADQ3382

Place: Chennai  
Date: 24<sup>th</sup> May, 2021

# CONSOLIDATED BALANCE SHEET

as at 31<sup>st</sup> March 2021

₹ in Crores

Particulars	Note No.	31-03-2021	31-03-2020
<b>ASSETS</b>			
<b>Non-Current Assets</b>			
Property, Plant and Equipment	6	6,776.12	5,846.38
Capital Work in Progress	7	2,325.46	1,814.27
Investment Property	8	144.97	146.98
Intangible Assets	9	57.25	56.04
Intangible Assets under Development	10	29.73	26.10
Investments in Associates	11	279.09	249.89
Financial Assets			
<i>Other Investments</i>	12	27.88	25.61
<i>Loans</i>	13	43.13	28.07
<i>Other Financial Assets</i>	14	21.36	18.86
Deferred Tax Assets (net)	29	0.35	0.40
Other Non-Current Assets	15	290.67	344.45
		<b>9,996.01</b>	<b>8,557.05</b>
<b>Current Assets</b>			
Inventories	16	599.34	646.88
Financial Assets			
<i>Trade Receivables</i>	17	375.92	527.63
<i>Cash and Cash Equivalents</i>	18	108.11	63.93
<i>Bank Balances other than Cash and Cash Equivalents</i>	19	35.72	30.22
<i>Loans</i>	20	27.73	29.82
<i>Other Financial Assets</i>	21	136.21	104.12
Current Tax Assets	22	1.13	2.80
Other Current Assets	23	174.75	170.31
		<b>1,458.91</b>	<b>1,575.71</b>
<b>Total Assets</b>		<b>11,454.92</b>	<b>10,132.76</b>
<b>EQUITY &amp; LIABILITIES</b>			
<b>Equity</b>			
Equity Share Capital	24	23.59	23.56
Other Equity	25	5,708.11	4,977.79
<b>Equity attributable to the Equity shareholders</b>		<b>5,731.70</b>	<b>5,001.35</b>
Non-controlling Interests	25a	6.31	5.64
		<b>5,738.01</b>	<b>5,006.99</b>
<b>Non Current Liabilities</b>			
Financial Liabilities			
<i>Borrowings</i>	26	2,162.62	1,832.34
<i>Lease Liabilities</i>	27	7.95	8.06
Provisions	28	32.06	24.03
Deferred Tax Liabilities (net)	29	1,083.46	912.19
Deferred Government Grants	30	11.45	12.83
		<b>3,297.54</b>	<b>2,789.45</b>
<b>Current Liabilities</b>			
Financial Liabilities			
<i>Borrowings</i>	31	939.10	1,191.75
<i>Lease Liabilities</i>	31a	0.11	0.10
<i>Trade Payables</i>	32		
- <i>Total outstanding dues of micro enterprises and small enterprises</i>		4.15	14.15
- <i>Total outstanding dues of creditors other than micro enterprises and small enterprises</i>		360.37	328.83
<i>Other Financial Liabilities</i>	33	890.92	668.21
Other Current Liabilities	34	190.92	102.63
Provisions	35	32.41	29.27
Deferred Government Grants	36	1.38	1.38
Liabilities for Current tax	36a	0.01	-
		<b>2,419.37</b>	<b>2,336.32</b>
<b>Total Equity and Liabilities</b>		<b>11,454.92</b>	<b>10,132.76</b>
<i>Significant Accounting Policies, Judgments and Estimates</i>	1 - 5		
<i>See accompanying notes to the financial statements</i>	6 - 64		

As per our report annexed

For **SRSV & ASSOCIATES**  
Chartered Accountants  
Firm Registration Number: 015041S

For **RAMAKRISHNA RAJA AND CO**  
Chartered Accountants  
Firm Registration Number: 005333S

**P.R. VENKETRAMA RAJA**  
Chairman and Managing Director  
Rajapalayam

**S. VAITHIYANATHAN**  
Chief Financial Officer  
Chennai

**P. SANTHANAM**  
Partner  
Membership No. 018697  
Chennai

**M. VIJAYAN**  
Partner  
Membership No. 026972  
Chennai

**A.V. DHARMAKRISHNAN**  
Chief Executive Officer  
Chennai

**K.SELVANAYAGAM**  
Secretary  
Chennai

24-05-2021

# CONSOLIDATED STATEMENT OF PROFIT AND LOSS

for the year ended 31<sup>st</sup> March 2021

₹ in Crores

Particulars	Note No.	31-03-2021	31-03-2020
<b>INCOME</b>			
Revenue from operations	37	5,291.00	5,389.30
Other Income	38	30.37	33.50
<b>Total Income</b>		<b>5,321.37</b>	<b>5,422.80</b>
<b>EXPENSES</b>			
Cost of Materials Consumed	39	818.84	921.15
Changes in Inventories of Finished Goods and Work-in-progress	40	46.52	(47.39)
Employee Benefits Expense	41	418.75	380.60
Finance Costs	42	87.62	72.14
Depreciation and Amortization Expense	43	356.56	316.54
Transportation and Handling Expenses		1,025.95	1,137.71
Power and Fuel		794.67	1,050.87
Other Expenses	44	637.83	808.64
		<b>4,186.74</b>	<b>4,640.26</b>
Less: Captive Consumption of finished goods		8.87	9.70
<b>Total Expenses</b>		<b>4,177.87</b>	<b>4,630.56</b>
<b>Profit Before Tax</b>		<b>1,143.50</b>	<b>792.24</b>
<b>Tax Expenses</b>	29		
Current Tax		246.22	139.83
Current Tax adjustments of earlier years		(1.61)	0.30
<b>Net Current tax expenses</b>		<b>244.61</b>	<b>140.13</b>
Deferred Tax		117.12	75.95
MAT Credit Recognition		(0.59)	(37.55)
Deferred tax adjustments of earlier years		18.78	9.32
<b>Net Deferred tax expenses</b>		<b>135.31</b>	<b>47.72</b>
<b>Total Tax Expenses</b>		<b>379.92</b>	<b>187.85</b>
<b>Profit for the year before share of profit of Associates</b>		<b>763.58</b>	<b>604.39</b>
Add: Share of Profit of Associates		20.75	0.68
<b>PROFIT FOR THE YEAR</b>	<b>A</b>	<b>784.33</b>	<b>605.07</b>
<b>Profit for the year attributable to:</b>			
Equity shareholders of the parent		783.64	604.14
Non-controlling Interest		0.69	0.93
		<b>784.33</b>	<b>605.07</b>
<b>OTHER COMPREHENSIVE INCOME</b>			
<b>Items that will not be reclassified to Profit or Loss</b>			
Remeasurement losses on defined benefit obligations, net	41	(8.04)	(10.66)
Tax credit on above	29	2.77	3.68
Fair value gain / (loss) on Equity Instruments through OCI	12	2.04	(0.95)
Share of OCI of Associates (net of tax)		(0.37)	2.98
<b>TOTAL OTHER COMPREHENSIVE INCOME FOR THE YEAR</b>	<b>B</b>	<b>(3.60)</b>	<b>(4.95)</b>
<b>Other Comprehensive Income for the year attributable to:</b>			
Equity shareholders of the parent		(3.58)	(4.96)
Non-controlling Interest		(0.02)	0.01
<b>TOTAL OTHER COMPREHENSIVE INCOME</b>		<b>(3.60)</b>	<b>(4.95)</b>
<b>TOTAL COMPREHENSIVE INCOME</b>	<b>(A) + (B)</b>	<b>780.73</b>	<b>600.12</b>
<b>Total Comprehensive Income for the year attributable to:</b>			
Equity shareholders of the parent		780.06	599.18
Non-controlling Interest		0.67	0.94
<b>TOTAL COMPREHENSIVE INCOME FOR THE YEAR</b>		<b>780.73</b>	<b>600.12</b>
<b>Earnings per equity share of face value of ₹ 1 each</b>	<b>52</b>		
Basic EPS in ₹		34	26
Diluted EPS in ₹		34	26
<i>Significant Accounting Policies, Judgments and Estimates</i>	1 - 5		
<i>See accompanying notes to the financial statements</i>	6 - 64		

As per our report annexed

**For SRSV & ASSOCIATES**  
Chartered Accountants  
Firm Registration Number: 015041S

**For RAMAKRISHNA RAJA AND CO**  
Chartered Accountants  
Firm Registration Number: 005333S

**P.R. VENKETRAMA RAJA**  
Chairman and Managing Director  
Rajapalayam

**S. VAITHIYANATHAN**  
Chief Financial Officer  
Chennai

**P. SANTHANAM**  
Partner  
Membership No. 018697  
Chennai

**M. VIJAYAN**  
Partner  
Membership No. 026972  
Chennai

**A.V. DHARMAKRISHNAN**  
Chief Executive Officer  
Chennai

**K.SELVANAYAGAM**  
Secretary  
Chennai

24-05-2021



# CONSOLIDATED STATEMENT OF CHANGES IN EQUITY

for the year ended 31<sup>st</sup> March 2021

## A. Equity Share Capital [Refer Note No.24]

	₹ in Crores
Balance as at 01-04-2019	23.56
Changes in Equity Share Capital during the year 2019-20	-
Balance as at 31-03-2020	23.56
Changes in Equity Share Capital during the year 2020-21	0.03
Balance as at 31-03-2021	23.59

## B. Other Equity [Refer Note No. 25 & 25a]

Particulars	Reserves and Surplus				Items of OCI			Total Controlling Interests	Total Other Equity	
	Share Application Money Pending Allotment	Capital Redemption Reserve	Capital Securities Premium Account	Employee Stock Options Reserve	FV/OCI Equity Instruments	Remeasurements of Defined Benefit Obligations	Share of OCI of Associates			
Other Equity as at 01-04-2019	-	1.63	-	52.99	4.06	221.31	2.40	4,513.44	4.70	4,518.14
Add: Profit for the year	-	-	-	-	-	604.14	-	604.14	0.93	605.07
Add: Other Comprehensive Income	-	-	-	-	(0.95)	-	(6.98)	(4.96)	0.01	(4.95)
Total Comprehensive Income	-	-	-	-	(0.95)	604.14	2.97	599.18	0.94	600.12
Add: Reserve created for ESOP granted during the year	-	-	-	21.52	-	-	-	21.52	-	21.52
Less: Transfer to Retained Earnings	-	-	-	-	-	-	-	(6.98)	-	(6.98)
Less: Transfer to General Reserve	-	-	-	-	-	437.88	-	437.88	-	437.88
Add: Transfer from Retained Earnings	-	-	-	-	-	(6.98)	-	(6.98)	-	(6.98)
Add: Transfer from OCI	-	-	-	-	-	156.35	-	156.35	-	156.35
Less: Dividend and Dividend Distribution Tax	-	-	-	-	-	-	-	-	-	-
Other Equity as at 31-03-2020	-	1.63	-	21.52	3.11	224.24	5.37	4,977.79	5.64	4,983.43
Add: Profit for the year	-	-	-	-	2.04	783.64	(0.35)	783.64	0.69	784.33
Add: Other Comprehensive Income for the year	-	-	-	-	2.04	-	(3.58)	(0.02)	(0.02)	(3.60)
Total Comprehensive Income	-	-	-	-	2.04	783.64	(0.35)	780.06	0.67	780.73
Add: Proceeds from issue of equity shares pursuant to exercise of stock options	1.59	-	-	-	-	-	-	1.59	-	1.59
Less: Allotment of equity shares pursuant to exercise of stock options - Face value portion	1.56	-	-	20.68	-	-	-	22.24	-	22.24
Less: Allotment of equity shares pursuant to exercise of stock options (Exercise price - Face value)	0.03	-	-	-	-	-	-	0.03	-	0.03
Add: Amount credited pursuant to exercise of stock options upon allotment of equity shares	-	-	22.24	-	-	-	-	22.24	-	22.24
Add: Reserve created for ESOP granted during the year	-	-	-	19.54	-	-	-	19.54	-	19.54
Less: Transfer to Retained Earnings	-	-	-	-	-	-	(5.27)	(5.27)	-	(5.27)
Less: Transfer to General Reserve	-	-	-	-	-	685.07	-	685.07	-	685.07
Add: Transfer from Retained Earnings	-	-	-	-	-	(5.27)	-	(5.27)	-	(5.27)
Add: Transfer from OCI	-	-	-	-	-	70.84	-	70.84	-	70.84
Less: Dividend (including TDS on Dividends)	-	-	-	-	-	-	-	-	-	-
Other Equity as at 31-03-2021	-	1.63	22.24	20.38	5.15	246.70	5.02	5,708.11	6.31	5,714.42

As per our report annexed

### For SRSV & ASSOCIATES

Chartered Accountants  
Firm Registration Number: 015041S

### P. SANTHANAM

Partner  
Membership No. 018697  
Chennai

24-05-2021

### For RAMAKRISHNA RAJA AND CO

Chartered Accountants  
Firm Registration Number: 005333S

### M. VIJAYAN

Partner  
Membership No. 026972  
Chennai

### P.R. VENKETRAMA RAJA

Chairman and Managing Director  
Rajapalayam

### A.V. DHARMAKRISHNAN

Chief Executive Officer  
Chennai

### S. VAITHIYANATHAN

Chief Financial Officer  
Chennai

### K.SELVANAYAGAM

Secretary  
Chennai

# CONSOLIDATED STATEMENT OF CASH FLOWS

for the year ended 31<sup>st</sup> March 2021

₹ in Crores

Particulars	31-03-2021	31-03-2020
<b>Cash Flow from Operating Activities</b>		
<b>Profit Before Tax</b>	1,143.50	792.24
<i>Adjustments to reconcile profit before tax to net cash flows:</i>		
Depreciation & Amortization	356.56	316.54
Profit on sale of Property, Plant & Equipment and Investment Property, net	(0.09)	(0.17)
Impairment allowance for trade receivables	0.31	0.14
Bad Debts written off	2.27	-
Interest Income	(9.17)	(11.85)
Dividend Income	(0.07)	(0.08)
Grant Income	(1.38)	(2.26)
Employee Stock Options expense	19.54	21.52
Cash flow arising out of Actuarial loss on defined benefit obligations	(8.04)	(10.66)
Fair value (gain) / loss on Mutual funds	(0.21)	0.17
Lease Rental Receipts	(9.90)	(10.32)
Finance costs	87.62	72.14
Provisions / Other non-cash adjustments	13.39	13.05
<b>Operating Profit before Working Capital changes</b>	<b>1,594.33</b>	<b>1,180.46</b>
<i>Movements in Working capital:</i>		
Inventories	47.54	(85.80)
Trade receivables and other assets	129.97	(112.14)
Trade payables and other liabilities	329.26	(95.47)
<b>Cash generated from Operations</b>	<b>2,101.10</b>	<b>887.05</b>
Direct Taxes paid	(208.74)	(138.95)
<b>Net Cash generated from Operating Activities</b> <b>A</b>	<b>1,892.36</b>	<b>748.10</b>
<b>Cash Flow from Investing Activities</b>		
Purchase of Property, Plant & Equipment, Intangible Asset & Investment Properties Including CWIP, Capital Advances and payable for capital goods	(1,767.01)	(1,920.10)
Proceeds from Sale of Property, Plant & Equipment and Investment Properties	1.08	0.64
Interest received	6.60	11.55
Dividend received	1.38	1.39
Loans given to Associates	(21.04)	(9.65)
Investment in Equity Shares of Associates	(9.95)	(15.00)
Lease Rental Receipts	9.90	10.32
<b>Net Cash used in Investing Activities</b> <b>B</b>	<b>(1,779.04)</b>	<b>(1,920.85)</b>
<b>Cash Flow from Financing Activities</b>		
Proceeds from issue of equity shares, pursuant to exercise of stock options	1.59	-
Proceeds from Long Term Borrowings	1,111.65	1,522.98
Repayment of Long Term Borrowings	(558.36)	(206.39)
Proceeds from / (Repayment) of Short Term Borrowings, net	(477.94)	92.24
Payment of principal portion of lease liabilities	(0.10)	(0.04)
Payment of Dividend including TDS on dividends / Dividend distribution tax	(70.84)	(156.35)
Interest paid including interest on lease liabilities	(69.64)	(58.86)
<b>Net Cash generated from / (used in) Financing Activities</b> <b>C</b>	<b>(63.64)</b>	<b>1,193.58</b>
<b>Net Increase in Cash and Cash equivalents</b> <b>D = (A+B+C)</b>	<b>49.68</b>	<b>20.83</b>
<b>Opening balance of Cash and Cash equivalents</b> <b>E</b>	<b>94.15</b>	<b>73.32</b>
<b>Closing balance of Cash and Cash equivalents</b> <b>D + E</b>	<b>143.83</b>	<b>94.15</b>

# CONSOLIDATED STATEMENT OF CASH FLOWS

for the year ended 31<sup>st</sup> March 2021

## Notes

(i) The above Statement of Cash Flows has been prepared under the 'Indirect Method' as set out in the Ind AS 7 on Statement of Cash Flows.

(ii) For the purpose of Statement of Cash Flows, Cash and Cash Equivalents comprise of the following: ₹ in Crores

Particulars	31-03-2021	31-03-2020
Cash and cash equivalents [Refer Note No.18]	108.11	63.93
Bank Balances other than cash and cash equivalents [Refer Note No.19]	35.72	30.22
<b>Cash and Bank Balances for Statement of Cash Flows</b>	<b>143.83</b>	<b>94.15</b>

(iii) Reconciliation of changes in liabilities arising from Financing Activities pertaining to Borrowings: ₹ in Crores

Particulars	31-03-2021	31-03-2020
Balance at the beginning of the year		
Long Term Borrowings	1,832.34	701.18
Short Term Borrowings	1,191.75	914.23
Long Term Lease Liabilities	8.06	-
Short Term Lease Liabilities	0.10	-
Interest accrued	10.77	1.44
<b>Sub-total Balance at the beginning of the year</b>	<b>3,043.02</b>	<b>1,616.85</b>
Cash flows during the year		
Proceeds from Long Term Borrowings	1,111.65	1,522.98
Repayment of Long Term Borrowings	(558.36)	(206.39)
Proceeds from / (Repayment) of Short Term Borrowings, net	(477.94)	92.24
Payment of principal portion of lease liabilities	(0.10)	(0.04)
Interest paid including interest on lease liabilities	(69.64)	(58.86)
<b>Sub-total Cash flows during the year</b>	<b>5.61</b>	<b>1,349.93</b>
Non-cash changes		
Interest accrual for the year	87.62	72.14
Unwinding of discounts on provisions	(2.72)	(1.97)
Initial recognition of lease liability for Right-of-use asset	-	8.10
Interest accrued on lease liabilities net of its lease payments recognised as cost of asset	-	0.09
Recognition of difference between fair value of Soft Loan from Government and transaction value as Deferred Government Grant	-	(2.12)
<b>Sub-total Non-cash changes during the year</b>	<b>84.90</b>	<b>76.24</b>
Balance at the end of the year		
Long Term Borrowings	2,162.62	1,832.34
Short Term Borrowings	939.10	1,191.75
Long Term Lease Liabilities	7.95	8.06
Short Term Lease Liabilities	0.11	0.10
Interest accrued	23.75	10.77
<b>Balance at the end of the year</b>	<b>3,133.53</b>	<b>3,043.02</b>
See accompanying notes to the financial statements	6 - 64	

As per our report annexed

For **SRSV & ASSOCIATES**  
Chartered Accountants  
Firm Registration Number: 015041S

For **RAMAKRISHNA RAJA AND CO**  
Chartered Accountants  
Firm Registration Number: 005333S

**P.R. VENKETRAMA RAJA**  
Chairman and Managing Director  
Rajapalayam

**S. VAITHIYANATHAN**  
Chief Financial Officer  
Chennai

**P. SANTHANAM**  
Partner  
Membership No. 018697  
Chennai

**M. VIJAYAN**  
Partner  
Membership No. 026972  
Chennai

**A.V. DHARMAKRISHNAN**  
Chief Executive Officer  
Chennai

**K.SELVANAYAGAM**  
Secretary  
Chennai

24-05-2021

# NOTES TO THE CONSOLIDATED FINANCIAL STATEMENTS

for the year ended 31<sup>st</sup> March 2021

## 1. Corporate Information

The Ramco Cements Limited (the "Parent") is a Public Limited company domiciled and headquartered in India and incorporated under the provisions of the Companies Act 1956. The Registered office of the Company is located at "Ramamandiram", Rajapalayam - 626 117, Tamilnadu. The Company's shares are listed in BSE Limited and National Stock Exchange of India Limited.

The Company is engaged in manufacture of Cement, Ready Mix Concrete and Dry Mortar products. The Company caters mainly to the domestic markets. The Company also sells cement in Srilanka through its branch operations and in Maldives through merchant exports. The Company is also engaged in sale of surplus electricity generated from its windmills after meeting its captive requirements.

The Consolidated Financial Statements (CFS) for the year were approved and adopted by Board of Directors of the Company in their meeting dated 24-05-2021.

## 2. Statement of Ind AS Compliance

The CFS are prepared in accordance with Indian Accounting Standards (Ind AS) notified under section 133 of the Companies Act, 2013 read with Companies (Indian Accounting Standards) Rules 2015, as amended from time to time.

## 3. Basis of Preparation of Consolidated Financial Statements

3.1 The significant accounting policies used in preparing the financial statements are set out in Note No.4

3.2 Pursuant to General Circular No.39/2014 dated 14-10-2014 issued by Ministry of Corporate Affairs that the disclosures made already under the separate financial statements are not repeated and thus the disclosures that are relevant arising out of consolidation have only been presented.

3.3 The CFS comprises the financial statements of The Ramco Cements Limited, its Subsidiaries hereinafter collectively referred as 'Group' and its Associates. The list of companies which are included in consolidation and the Parent's holding and voting rights therein are as under:

Name of the Subsidiary	% of ownership interest	
	31-03-2021	31-03-2020
Ramco Windfarms Limited	71.50%	71.50%
Ramco Industrial and Technology Services Limited	94.11%	94.11%

The following companies are considered as Associates based on existence of significant influence over such companies:

Name of the Associates	Company	% of direct holding by Group	
		31-03-2021	31-03-2020
Ramco Industries Limited	Listed	15.53%	15.53%
Ramco Systems Limited	Listed	19.49%	19.56%
Rajapalayam Mills Limited	Listed	0.35%	0.35%
Madurai Trans Carrier Limited	Unlisted	29.86%	29.86%
Lynks Logistics Limited	Unlisted	41.79%	46.43%

The above companies are incorporated in India and financial statements of the respective companies are drawn up to the same reporting date as that of the Parent (i.e.) 31-03-2021.

3.4 The Group has considered its operating cycle to be 12 months for the purpose of Current and Non-current classification of assets and liabilities.

3.5 An asset is classified as current when it is expected to be realised or intended to be sold or consumed in the normal operating cycle, or held primarily for the purpose of trading or expected to be realised within 12 months after the reporting period, or cash or cash equivalents unless restricted from being exchanged or used to settle a liability 12 months after the reporting period. All other assets are classified as non-current.

3.6 A liability is classified as current when it is expected to be settled in normal operating cycle, or held primarily for the purpose of trading or due for settlement within 12 months after the reporting period, or there is no

unconditional right to defer the settlement of the liability for at least 12 months after the reporting period. All other liabilities are classified as non-current.

- 3.7 The CFS are presented in Indian Rupees rounded to the nearest Crores with two decimals. The amount below the round off norm adopted by the Group is denoted as ₹ 0.00 Crores.
- 3.8 Previous year figures have been regrouped / restated, wherever necessary and appropriate.

#### **Principles of Consolidation**

- 3.9 The financial statements of the Parent and its subsidiaries have been consolidated on a line-by-line basis by adding together the book value of like items of assets, liabilities, income and expenses, after elimination of intra-group balances and intra-group transactions resulting in unrealized Profits/Losses.
- 3.10 The CFS has been prepared using uniform accounting policies for like transactions and other events in similar circumstances and is presented, to the extent possible, in the same manner as the Parent's separate financial statements.
- 3.11 Non-controlling interest in the net assets of subsidiaries is identified and presented in the Consolidated Balance Sheet separately from liabilities and equity of the Parent's shareholders. Non-controlling interest in the net assets of subsidiary consists of:
- (a) The amount of subscribed equity share capital attributable to non-controlling interest during the year.
- (b) The movement of non-controlling interest in equity since the date the parent subsidiary relationship came into existence.
- 3.12 The CFS includes the share of profit/loss of the associate companies that are accounted for using equity method in accordance with Ind AS 28. Accordingly, the share of profit/loss of the associates (the loss being restricted to the cost of investment) has been added/deducted from the cost of investment. The most recent available financial statements of the associates are used in applying the equity method.
- 3.13 Under equity method of accounting, the investments are initially recognized at the fair value of net asset of Associates from the date on which it becomes an associate and any difference between the cost of the investment and the Parent's share of the net fair value of the investee's identifiable assets and liabilities is accounted for as follows:
- (a) Goodwill relating to an associate is included in the carrying amount of the investment and the same is not amortised.

- (b) Any excess of the entity's share of the net fair value of the investee's identifiable assets and liabilities over the cost of the investment is recognised directly in equity as capital reserve in the period in which the investment is acquired.

Subsequently, the carrying amount of investment is adjusted to recognize the share of post-acquisition profits or losses of its Associates in the Parent's Statement of Profit & Loss.

- 3.14 Dividend received or receivable from Associates are recognized as a reduction in the carrying amount of the Investment.
- 3.15 Unrealised gains on transactions between the group and its associates are eliminated to the extent of the Group's interest in these entities. Unrealised losses are also eliminated to the extent of Group's interest in these entities unless the transaction provides evidence of an impairment of the asset transferred.
- 3.16 At each reporting date, the Group determines whether there is any objective evidence that the investment in the associate is impaired. If there is such evidence, the Group provides for impairment as the difference between the recoverable amount of the associate and its carrying value, and then recognizes the loss as 'Share of profit of associates' in the Statement of Profit & Loss.
- 3.17 The Group's Statement of Profit and Loss reflects the share of results of its associates. Any change in OCI of those investees is presented as part of the Group's OCI.

#### **Basis of Measurement**

- 3.18 The CFS have been prepared on accrual basis under historical cost convention except for certain financial instruments (Refer Note No. 4.19 - Accounting Policy for Financial Instruments) and defined benefit plan assets which are measured at fair value.

## **4. Significant Accounting Policies**

### **4.1 Inventories**

- 4.1.1 Raw-materials, Stores & Spares, Fuel, Packing materials etc., are valued at cost, computed on a moving weighted average basis including the cost incurred in bringing the inventories to their present location and condition after providing for obsolescence and other losses or net realisable value whichever is lower. However, these items are considered to be realisable at cost, if the finished products, in which they will be used, are expected to be sold at or above cost.
- 4.1.2 Process stock is valued at weighted average cost including the cost of conversion with systematic allocation of production overheads based on normal capacity of production facilities but excluding borrowing cost, or net realisable value whichever is lower. Factory



administration overheads to the extent attributable to bring the inventories to their present location and condition are also included in the valuation of Process stock.

Finished goods are valued at cost or net realisable value whichever is lower. Cost includes cost of conversion with systematic allocation of production overheads based on normal capacity of production facilities and other costs but excluding borrowing cost, incurred in bringing the inventory to their present location and condition. Finished goods include stock-in-trade also which comprises cost of purchase and other cost incurred in bringing the inventories to the present location and condition. Cost is determined on a moving weighted average basis.

Net realisable value is the estimated selling price in the ordinary course of business less estimated costs of completion and estimated costs necessary to make the sale.

## 4.2 Statement of Cash Flows

4.2.1 Cash flows are presented using indirect method, whereby profit / (loss) before tax is adjusted for the effects of transactions of non-cash nature and any deferrals or accruals of past or future cash receipts or payments.

4.2.2 Cash comprises cash on hand and demand deposits with banks. Cash equivalents are short-term balances with original maturity of less than 3 months, highly liquid investments that are readily convertible into cash, which are subject to insignificant risk of changes in value.

4.2.3 Bank borrowings are generally considered to be financing activities. However, where bank overdrafts which are repayable on demand form an integral part of an entity's cash management, bank overdrafts are included as a component of cash and cash equivalents for the purpose of Statement of Cash Flows.

## 4.3 Dividend distribution to Equity shareholders

Final dividend distribution to shareholders is recognised in the period in which the dividends are approved by the shareholders. Any interim dividend paid is recognised on approval by Board of Directors. Dividend together with applicable TDS are recognised directly in Equity.

## 4.4 Income Taxes

4.4.1 Current tax is the amount of tax payable on the taxable income for the year as determined in accordance with the applicable tax rates, the provisions of the Income Tax Act, 1961 and other applicable tax laws including the relevant transfer pricing regulations prescribed thereunder, read with applicable judicial precedents or interpretations, wherever relevant.

4.4.2 Current tax assets and liabilities are offset, when the Group has legally enforceable right to set off the recognised amounts and intends to settle the asset and the liability on a net basis.

4.4.3 Deferred tax is recognised using the balance sheet approach on temporary differences between the tax bases of assets and liabilities and their carrying amounts for financial reporting at the reporting date.

4.4.4 Minimum Alternate Tax (MAT) paid in accordance with the tax laws, which gives future economic benefits in the form of adjustment to future tax liability, is recognised as an asset viz. MAT Credit Entitlement, to the extent there is convincing evidence that the Group will pay normal Income tax and it is highly probable that future economic benefits associated with it will flow to the Group during the specified period. The Group reviews the "MAT Credit Entitlement" at each Balance Sheet date and writes down the carrying amount of the same to the extent there is no longer convincing evidence to the effect that the Group will pay normal Income tax during the specified period. The MAT Credit Entitlement being unused tax credits that are carried forward by the Group for a specified period, is grouped under Deferred Tax.

4.4.5 Deferred tax assets and liabilities are measured at the tax rates that are expected to apply in the year where the asset is realised or the liability is settled, based on tax rates (and tax laws) that have been enacted or substantively enacted at the reporting date.

4.4.6 Deferred tax assets and liabilities are offset if such items relate to taxes on income levied by same governing tax laws and the Group has legally enforceable right to set off current tax assets against current tax liabilities.

4.4.7 Both current tax and deferred tax relating to items recognised outside the Profit or Loss is recognised either in "Other Comprehensive Income" or directly in "Equity" as the case may be.

## 4.5 Property, plant and equipments (PPE)

4.5.1 PPEs are stated at cost of acquisition or construction less accumulated depreciation and impairment losses if any, except freehold land which is carried at cost. The cost comprises of purchase price, import duties, non-refundable purchase taxes (net of tax credits wherever applicable), borrowing cost if capitalisation criteria are met and directly attributable cost of bringing the asset to its working condition for the intended use.

Subsequent expenditures are recognised as a separate asset, as appropriate, only when it is probable that future economic benefits associated with the item will flow to the Group and the cost of the item can be measured reliably.

Spares which meet the definition of PPE are capitalised from the date when it is available for use. Other expenses on fixed assets, including day-to-day repair and maintenance expenditure and cost of replacing parts that does not meet the capitalisation criteria are charged to the Statement of Profit and Loss for the period during which such expenses are incurred.

The Group identifies the significant parts of plant and equipment separately which are required to be replaced at intervals. Such parts are depreciated separately based on their specific useful lives. The cost of replacement of significant parts are capitalised and the carrying amount of replaced parts are de-recognised.

The cost of major inspection / overhauling is recognised in the carrying amount of the item of PPE as a replacement if the recognition criteria are satisfied. Any remaining carrying amount of the cost of the previous inspection/overhauling (as distinct from physical parts) is de-recognised.

The present value of the expected cost for the decommissioning of PPE after its use, if materially significant, is included in the cost of the respective asset when the recognition criteria are met.

Capital Expenditure on tangible assets for research and development is classified as PPE and is depreciated based on the estimated useful life. Other expenditure incurred for research and development are expensed under the respective heads of accounts in the year in which it is incurred.

- 4.5.2 The Group follows the useful lives of the significant parts of certain class of PPE on best estimate basis upon technical advice, as detailed below, that are different from the useful lives prescribed under Part C of Schedule II of the Companies Act, 2013:

Asset type	Useful life ranging from
Buildings	3 to 60 years
Plant and equipments	
- Cement	2 to 60 years
- Ready mix concrete	10 to 25 years
- Dry mortar products	5 to 25 years
Thermal power plants	5 to 60 years
Windmills	5 to 30 years
Workshop and Quarry equipments	8 to 25 years
Mobile Phones	3 years
Motor cars given to employees as per company's scheme	6 to 7 years

- 4.5.3 PPE acquired in full or part exchange for another asset are recorded at the fair market value or the net book value of the asset given up, adjusted for any balancing cash transaction. Fair market value is determined either for the assets acquired or asset given up, whichever is more clearly evident.

4.5.4 PPEs are eliminated from the financial statements on disposal or when no further benefit is expected from its use and disposal. Gains or losses arising from disposal, measured as the difference between the net disposal proceeds and the carrying amount of such assets, are recognised in the Statement of Profit and Loss. Amount received towards PPE that are impaired and derecognized in the financial statements, are recognized in Statement of Profit and Loss, when the recognition criteria are met.

4.5.5 Depreciation is the systematic allocation of the depreciable amount of an asset over its useful life on a straight line method. The depreciable amount for assets is the cost of an asset, or other amount substituted for cost, less 5% being its residual value, except for process control systems whose residual value is considered as Nil.

4.5.6 Depreciation for PPE on additions is calculated on pro-rata basis from the date of such additions. For deletion/disposals, the depreciation is calculated on pro-rata basis up to the date on which such assets have been discarded / sold.

4.5.7 The residual values, useful lives and methods of depreciation of property, plant and equipment are reviewed at each reporting date and adjusted prospectively, if appropriate.

#### **Capital Work in progress / Capital Advances**

4.5.8 Capital work in progress includes cost of property, plant and equipment under installation, under development including related expenses and attributable interest as at the reporting date.

4.5.9 Advances given towards acquisition / construction of PPE outstanding at the reporting date are disclosed as 'Capital Advances' under 'Other Non-Current Assets'.

#### **4.6 Leases**

4.6.1 The determination of whether an arrangement is, or contains, a lease is based on the substance of the arrangement at the inception date whether fulfilment of arrangement is dependent on the use of an underlying asset and the arrangement conveys the right to control the use of an identified asset for a period of time in exchange for consideration.

#### **Group as a Lessee**

4.6.2 The Group recognises a right-of-use asset and a lease liability at the lease commencement date for all leases whose non-cancellable leases is more than 12 months. The right-of-use asset is initially measured at cost, which comprises the initial amount of the lease liability adjusted for any lease payments made at or before the commencement date, plus any initial direct costs incurred and an estimate of costs to dismantle

and remove the underlying asset or to restore the underlying asset or the site on which it is located, less any lease incentives received.

- 4.6.3 The right-of-use asset is subsequently depreciated using the straight-line method from the commencement date to the earlier of the end of the useful life of the right-of-use asset or the end of the lease term.
- 4.6.4 The estimated useful lives of right-of-use assets are determined on the same basis as those of property, plant and equipment. In addition, the right-of-use asset is periodically reduced by impairment losses, if any, and adjusted for certain re-measurements of the lease liability.
- 4.6.5 The lease liability is initially measured at the present value of the lease payments that are not paid at the commencement date, discounted using the interest rate implicit in the lease or, if that rate cannot be readily determined, company's incremental borrowing rate.
- 4.6.6 Lease payments included in the measurement of the lease liability comprise the following:
- Fixed payments,
  - Variable lease payments that depend on an index or a rate, initially measured using the index or rate as at the commencement date
  - Amount expected to be payable under a residual value guarantee
  - The exercise price under a purchase option that the Group is reasonably certain to exercise, lease payments in an optional renewal period if the Group is reasonably certain to exercise an extension option, and penalties for early termination of a lease unless the Group is reasonably certain not to terminate early
- 4.6.7 The lease liability is measured at amortised cost using the effective interest method. It is remeasured when there is a change in future lease payments arising from a change in an index or rate, if there is a change in the Group's estimate of the amount expected to be payable under a residual value guarantee, or if Group changes its assessment of whether it will exercise a purchase, extension or termination option.
- 4.6.8 When the lease liability is remeasured in this way, a corresponding adjustment is made to the carrying amount of the right-of-use asset, or is recorded in the Statement of Profit or Loss if the carrying amount of the right-of-use asset has been reduced to zero.
- 4.6.9 The Group presents right-of-use assets that do not meet the definition of investment property in 'Property, Plant and Equipment' and Lease liabilities as a separate line item on the face of the Balance sheet.

- 4.6.10 The Group has opted not to recognise right-of-use assets and lease liabilities for short-term leases that have a lease term of 12 months or less. The Group recognises the lease payments associated with these leases as an expense on a straight-line basis over the lease term.

#### **Group as a Lessor**

- 4.6.11 The lease arrangements where the risks and rewards incidental to ownership of an asset substantially vests with the Lessor are recognised as operating lease. Operating lease receipts are recognised in the Statement of Profit and Loss on straight line basis over the lease terms except where the payments are structured to increase in line with the general inflation to compensate for the expected inflationary cost increases. The Group do not have any finance leases arrangements.

### **4.7 Revenue Recognition**

#### **4.7.1 Revenue from Operations**

##### **Sale of Products**

Revenue from product sales is recognized when the Group transfers control of the product to customers at a point in time. The transaction price is the amount of consideration to which the Group expects to be entitled in exchange for transferring goods to the customer. The Group provides discounts to customers on the achievement of the performance criteria based on agreed terms and conditions. There is no significant financing component with regard to sale of products for the Group as per Ind AS 115. The Group do not have any non-cash consideration.

##### **Power generated from Windmills**

Power generated from windmills that are covered under power purchase agreement with TANGEDCO are recognised at the rate fixed by respective State Electricity Regulatory Commissions, upon transmission of energy to the grids of the State Electricity Board and the same is classified as "Sale of power generated from windmills".

Power generated from windmills that are covered under wheeling & banking arrangement with TANGEDCO, KPTCL & BESCO are consumed at factories. The monetary values of such power generated that are captively consumed are not recognised as revenue.

##### **Income from Information technology services**

Information technology services are provided on a contractual basis on fixed price terms. Revenue is recognised over time using an input method, net of applicable taxes. The actual billing is done upon achievement of milestones agreed with the customers with applicable taxes.

**Income from Manpower supply services**

Revenue from manpower supply services is recognised at a point in time on a man-month basis as and when services are rendered as per the agreed terms. Revenue is recognised net of applicable taxes.

**Scrap sales**

Scrap sales is recognized when the Group transfers control of the product to customers.

**4.7.2 Other Income**

Interest income is recognised using the Effective Interest Rate (EIR) method. EIR is the rate that exactly discounts the estimated future cash payments or receipts over the expected life of the financial instrument or a shorter period where appropriate, the gross carrying amount of the financial asset or to the amortised cost of a financial liability.

Dividend income is recognised when the Group's right to receive dividend is established.

Rental income from operating lease on investment properties is recognised on a straight line basis over the term of the relevant lease.

Income from merchant power, arising out of sale of surplus electricity generated from its thermal power plants after meeting its captive requirements, is recognised upon transmission of energy to the grids of the State Electricity Board after netting off expenses attributable to it.

**4.8 Employee Benefits**

4.8.1 Short-term employee benefits viz., Salaries and Wages are recognized as an expense at the undiscounted amount in the Statement of Profit and Loss for the year in which the related service is rendered.

4.8.2 Defined Contribution Plan viz., Contributions to Provident Fund and Superannuation Fund are recognized as an expense in the Statement of Profit and Loss for the year in which the employees have rendered services.

4.8.3 The Group contributes monthly to Employees' Provident Fund & Employees' Pension Fund administered by the Employees' Provident Fund Organisation, Government of India, at 12% of employee's basic salary. The Group has no further obligations.

4.8.4 The Group contributes for Superannuation Fund, a sum equivalent to 15% of the officer's eligible annual basic salary. Out of the said 15% contribution, a sum upto ₹ 1.50 Lacs per annum is remitted to the superannuation fund trust administered by the Group. The funds are managed by LIC of India / HDFC Life Insurance. The balance amount, if any, is either remitted to National

Pension System (NPS) subject to applicable ceiling or paid as salary at the option of employees. There are no further obligations in respect of the above contribution plan.

4.8.5 The Group contributes to Defined Benefit Plan viz., an approved Gratuity Fund, for its employees including employees in subsidiary company. It is in the form of lump sum payments to vested employees on resignation, retirement, death while in employment or on termination of employment, for an amount equivalent to 15 days' basic salary for each completed year of service. Vesting occurs upon completion of five years of continuous service. Based on the Actuarial Valuation by an independent external actuary, the Group makes annual contributions to the trust administered by the Group as at the reporting date using Projected Unit Credit method. The funds are managed by LIC of India / HDFC Life Insurance.

4.8.6 The Group provides for expenses towards compensated absences provided to its employees. The expense is recognized at the present value of the amount payable determined based on an independent external actuarial valuation as at the Balance Sheet date, using Projected Unit Credit method. The Group presents the entire compensated absences as 'Short-term provisions' since employee has an unconditional right to avail the leave at any time during the year.

4.8.7 Remeasurement of net defined benefit asset / liability comprising of actuarial gains or losses arising from experience adjustments and changes in actuarial assumptions are charged / credited to other comprehensive income in the period in which they arise and immediately transferred to retained earnings. Other costs are accounted in the Statement of Profit and Loss.

**Employee Stock options**

4.8.8 The employees of the Group are entitled for grant of stock options based on the eligibility criteria set out in ESOS 2018, as determined by Nomination & Remuneration committee (NRC). The fair value of the equity settled stock options granted to employees are measured by an independent valuer using Black-Scholes Model.

4.8.9 The fair value determined at the grant date of the option is expensed on a straight-line basis in the Statement of Profit and Loss as 'Employee Benefits Expense', over the vesting period of the option, based on the Group's estimate of stock options that will eventually vest, with a corresponding increase in equity,

4.8.10 At the end of each reporting period, the Group revises its estimate of the number of equity instruments



expected to vest. The impact of the revision of the original estimates, if any, is recognised in Statement of Profit and Loss such that the cumulative expense reflects the revised estimate, with a corresponding adjustment to the Employee Stock Options Reserve.

4.8.11 When the options are exercised, the Group issues fresh issue of equity shares upon receipt of exercise price from the employees. The proceeds received are allocated to share capital upto the face value of shares issued, with any excess being accounted as Securities Premium in the Balance Sheet.

4.8.12 In case of forfeiture/lapse of stock option, which is not vested, then to such extent, expenses shall be reversed in Statement of Profit and Loss and if expires unexercised, the related balance standing to the credit of the Employee Stock Options Reserve Account is transferred within other equity.

#### 4.9 Government Grants

4.9.1 Government grants are recognised at fair value where there is a reasonable assurance that the grant will be received and all the attached conditions are complied with.

4.9.2 In case of revenue related grant, the income is recognised on a systematic basis over the period for which it is intended to compensate an expense and is disclosed under "Other operating revenue" or netted off against corresponding expenses wherever appropriate. Receivables of such grants are shown under "Other Financial Assets". Export benefits are accounted for in the year of exports based on eligibility and when there is no uncertainty in receiving the same. Receivables of such benefits are shown under "Other Financial Assets".

4.9.3 The soft loan from government is recognised and measured in accordance with Ind AS 109, Financial Instruments. The benefit of soft loan from government at a below-market rate of interest is treated as a government grant and classified as "Deferred Grant". It is measured as the difference between the initial carrying value of the loan determined in accordance with Ind AS 109, and the proceeds received. The said deferred grant is amortized over the useful life of the underlying asset.

#### 4.10 Foreign currency transactions

4.10.1 The financial statements are presented in Indian Rupees, which is also the Group's functional currency.

4.10.2 All transactions in foreign currency are recorded on initial recognition at their functional currency exchange rates prevailing on that date.

4.10.3 Monetary assets and liabilities in foreign currencies outstanding at the reporting date are translated to the

functional currency at the exchange rates prevailing on the reporting date and the resultant gains or losses are recognised during the year in the Statement of Profit and Loss.

4.10.4 Non-monetary items which are carried at historical cost denominated in foreign currency are reported using the exchange rates at the date of transaction.

#### Foreign Branch Operations

4.10.5 Income and expenditure transactions are translated to functional currency using monthly moving average exchange rate.

4.10.6 Monetary assets and liabilities of foreign branch as at the reporting date are translated to the functional currency at the exchange rates prevailing on the reporting date and the resultant gains or losses are recognised during the year in the Statement of Profit and Loss.

4.10.7 Non-monetary items of foreign branch are carried at historical cost denominated in foreign currency and are reported using the exchange rates at the transaction date.

#### 4.11 Borrowing Costs

4.11.1 Borrowing costs that are directly attributable to the acquisition, construction, production of a qualifying asset are capitalised as part of the cost of that asset which takes substantial period of time to get ready for its intended use. The Group determines the amount of borrowing cost eligible for capitalisation by applying capitalisation rate to the expenditure incurred on such cost. The capitalisation rate is determined based on the weighted average rate of borrowing cost applicable to the borrowings of the Group which are outstanding during the period, other than borrowings made specifically towards purchase of the qualifying asset. The amount of borrowing cost that the Group capitalises during the period does not exceed the amount of borrowing cost incurred during that period. All other borrowings costs are expensed in the period in which they occur.

4.11.2 Borrowing cost include interest computed using Effective Interest Rate method, interest on lease liabilities, amortisation of ancillary costs incurred and exchange differences arising from foreign currency borrowings to the extent they are regarded as an adjustment to the interest cost.

#### 4.12 Earnings per Share

4.12.1 Basic Earnings per share is calculated by dividing the profit/(loss) attributable to equity shareholders by the weighted average number of equity shares including un-allotted bonus shares outstanding during the year.



4.12.2 Diluted Earnings per share is calculated by dividing the profit / (loss) attributable to equity shareholders by the weighted average number of equity shares including un-allotted bonus shares outstanding during the year and potential equity shares arising out of employee stock options.

4.12.3 Where an item of income or expense which is otherwise required to be recognised in the Statement of Profit and Loss is debited or credited to Equity, the amount in respect thereof is suitably adjusted in Net profit for the purpose of computing Earnings per share.

#### 4.13 Impairment of Non-Financial Assets

4.13.1 The carrying values of assets include property, plant and equipment, investment properties, cash generating units and intangible assets, are reviewed for impairment at each reporting date, if there is any indication of impairment based on internal and external factors.

4.13.2 Non-financial assets are treated as impaired when the carrying amount of such asset exceeds its recoverable value. After recognition of impairment loss, the depreciation for the said assets is provided for remaining useful life based on the revised carrying amount, less its residual value if any, on straight line basis.

4.13.3 An impairment loss is charged to the Statement of Profit and Loss in the year in which an asset is identified as impaired.

4.13.4 An impairment loss is reversed when there is an indication that the impairment loss may no longer exist or may have decreased.

#### 4.14 Provisions, Contingent Liabilities and Contingent Assets

4.14.1 Provisions involving substantial degree of estimation in measurement are recognised when there is a present obligation as a result of past events and it is probable that there will be an outflow of resources embodying economic benefits in respect of which a reliable estimate can be made.

4.14.2 Provisions are discounted if the effect of the time value of money is material, using pre-tax rates that reflects the risks specific to the liability. When discounting is used, an increase in the provisions due to the passage of time is recognised as finance cost. These provisions are reviewed at each Balance Sheet date and adjusted to reflect the current best estimates.

4.14.3 The Group provides for the estimated expenses at fair value that are required to restore mines. The

estimated restoration expenses are determined based on the estimated mineral reserves available. The actual expenses may vary based on the nature of restoration and estimate of restoration expenses. Mines restoration expenses are incurred on an on-going basis until the closure of mines. The total estimate of restoration expenses is reviewed periodically, on the basis of technical estimates and expected timing of these costs. The provision for this expense is included under "Cost of materials consumed" to the extent such mineral reserves were used in the production. The unwinding of the discount on provision is shown as a finance cost in the Statement of Profit and Loss.

4.14.4 Insurance claims are accounted on the basis of claims admitted or expected to be admitted and to the extent that the amount recoverable can be measured reliably and it is reasonable to expect ultimate collection. Any subsequent change in the recoverability is provided for. Contingent Assets are not recognised.

4.14.5 Contingent liability is a possible obligation that may arise from past events and its existence will be confirmed only by occurrence or non-occurrence of one or more uncertain future events not wholly within the control of the Group or it is not probable that an outflow of resources embodying economic benefits will be required to settle the obligation and the same are not recognised but disclosed in the financial statements.

#### 4.15 Intangible Assets

4.15.1 The costs incurred in connection with securing right to extract mineral reserves are capitalised under "Mining Rights" and the costs of stripping overburden to gain access to limestone deposits and the present value of restoration liability, if materially significant, to the extent of exposed overburden area are capitalised under "Mine Development".

4.15.2 The costs of computer software acquired and its subsequent improvements are capitalised. Internally generated software is not capitalized and the expenditure is recognized in the Statement of Profit and Loss in the year in which the expenditure is incurred.

4.15.3 The cost incurred for right to un-restricted usage of power transmission system for sale of power from Group's captive thermal power plants to State grid and for drawal of power from State grid to its plant were capitalized as the Group is expected to yield future economic benefits.

4.15.4 Intangible Assets are carried at cost less accumulated depreciation and impairment losses, if any and are

amortised over their estimated useful life based on straight line method. The estimated useful lives of intangible assets are assessed by the internal technical team as detailed below:

Nature of Intangible assets	Estimated useful life
Mining rights	Over the period of mining lease
Mine Development	Unit of production method
Computer software	6 years
Power transmission system	5 years

- 4.15.5 The intangible assets that are under development phase are carried at cost including related expenses and attributable interest, and are recognised as Intangible assets under development.
- 4.15.6 The residual values, useful lives and methods of amortisation of intangible asset are reviewed at each reporting date and adjusted prospectively, if appropriate.

**4.16 Investment Properties**

- 4.16.1 An investment in land or buildings both furnished and unfurnished, which are held for earning rentals or capital appreciation or both rather than for use in the production or supply of goods or services or for administrative purposes or sale in the ordinary course of business, are classified as investment properties.
- 4.16.2 Investment properties are stated at cost, net of accumulated depreciation and impairment loss, if any except freehold land which is carried at cost.
- 4.16.3 The Group identifies the significant parts of investment properties separately which are required to be replaced at intervals. Such parts are depreciated separately based on their specific useful lives determined on best estimate basis upon technical advice. The cost of replacement of significant parts are capitalised and the carrying amount of replaced parts are derecognised. Other expenses including day-to-day repair and maintenance expenditure and cost of replacing parts that does not meet the capitalisation criteria, are charged to the Statement of Profit and Loss for the period during which such expenses are incurred.
- 4.16.4 Depreciation on investment properties are calculated on straight-line method based on useful life of the significant parts as detailed below, that are different from the useful lives as prescribed under Part C of Schedule II of the Companies Act, 2013:

Asset type	Useful life ranging from
Buildings under Investment properties	3 to 60 years

4.16.5 Investment properties are eliminated from the financial statements on disposal or when no further benefit is expected from its use and disposal. Gains or losses arising from disposal, measured as the difference between the net disposal proceeds and the carrying amount of such investment properties, are recognised in the Statement of Profit and Loss. Amount received towards investment properties that are impaired and derecognized in the financial statements, are recognized in Statement of Profit and Loss, when the recognition criteria are met.

4.16.6 The residual values, useful lives and methods of depreciation of investment properties are reviewed at each reporting date and adjusted prospectively, if appropriate.

**4.17 Business Combination of entities under Common Control**

- 4.17.1 Business combinations involving entities or businesses under common control are accounted for using the pooling of interest method.
- 4.17.2 The pooling of interest method involves the following procedures:
  - (a) The assets and liabilities of the transferor entity are reflected at their carrying amounts.
  - (b) No adjustments are made to reflect their fair values, or recognise new assets or liabilities. The adjustments are made only to harmonise the accounting policies in line with policy of the Group.
  - (c) The financial information in the CFS in respect of previous year is restated as if the business combination had occurred from the beginning of the preceding period in the financial statements, irrespective of the actual date of business combination.
- 4.17.3 The balance of the retained earnings in the financial statements of transferor is aggregated with the corresponding balance appearing in the CFS of the transferee, to the extent of the Group's share. The identity of the reserves is preserved and made reflected in the CFS of the transferee in the same form in which they appeared in the financial statements of the transferor.

**4.18 Operating Segments**

The Group's business operation comprises of single operating segment viz., cement and cementitious materials. Operating segment has been identified on the basis of nature of products and reported in a manner consistent with the internal reporting provided to Chief Operating Decision Maker.

#### 4.19 Financial Instruments

4.19.1 A financial instrument is any contract that gives rise to a financial asset of one entity and a financial liability or equity instrument of another entity.

4.19.2 Financial assets and liabilities are offset and the net amount is presented in the Balance sheet when and only when the Group has a legal right to offset the recognised amounts and intends either to settle on a net basis or to realise the assets and settle the liabilities simultaneously.

4.19.3 The Group initially determines the classification of financial assets and liabilities. After initial recognition, no re-classification is made for financial assets which are categorised as equity instruments at FVTOCI and financial assets / liabilities that are specifically designated as FVTPL. However, other financial assets are re-classifiable when there is a change in the business model of the Group. When the Group reclassifies the financial assets, such reclassifications are done prospectively from the first day of the immediately next reporting period. The Group does not restate any previously recognised gains, losses including impairment gains or losses or interest.

##### **Financial Assets**

4.19.4 Financial assets comprise of investments in equity and mutual funds, trade receivables, cash and cash equivalents and other financial assets.

4.19.5 Depending on the business model (i.e) nature of transactions for managing those financial assets and its contractual cash flow characteristics, the financial assets are initially measured at fair value and subsequently measured and classified at:

- a) Amortised cost; or
- b) Fair value through other comprehensive income (FVTOCI); or
- c) Fair value through profit or loss (FVTPL)

Amortised cost represents carrying amount on initial recognition at fair value plus or minus transaction cost.

4.19.6 Financial assets are measured at FVTPL except for those financial assets whose contractual terms give rise to cash flows on specified dates that represents solely payments of principal and interest thereon, are measured as detailed below depending on the business model:

Classification	Business Model
Amortised cost	The objective of the Group is to hold and collect the contractual cash flows till maturity. In other words, the Group do not intend to sell the instrument before its contractual maturity to realise its fair value changes.
FVTOCI	The objective of the Group is to collect its contractual cash flows and selling financial assets.

The Group has exercised an irrevocable option at time of initial recognition to measure the changes in fair value of other equity investments at FVTOCI. Accordingly, the Group classifies its financial assets for measurement as below:

Classification	Name of Financial Assets
Amortised cost	Trade receivables, Loans and advances to employees and related parties, deposits, IPA receivable, interest receivable, unbilled revenue and other advances recoverable in cash or kind.
FVTOCI	Equity investments in companies as an option exercised at the time of initial recognition.
FVTPL	Investments in mutual funds, forward exchange contracts.

4.19.7 Financial assets are derecognised (i.e) removed from the financial statements, when its contractual rights to the cash flows expire or upon transfer of the said assets. The Group also derecognises when it has an obligation to adjust the cash flows arising from the financial asset with third party and either upon transfer of:

- a. significant risk and rewards of the financial asset, or
- b. control of the financial asset

However, the Group continue to recognise the transferred financial asset and its associated liability to the extent of its continuing involvement, which are measured on the basis of retention of its rights and obligations of financial asset.

4.19.8 Upon derecognition of its financial asset or part thereof, the difference between the carrying amount measured at the date of recognition and the consideration received including any new asset obtained less any new liability assumed shall be recognised in the Statement of Profit and Loss.

4.19.9 For impairment purposes, significant financial assets are tested on individual basis at each reporting date. Other financial assets are assessed collectively in groups that share similar credit risk characteristics. Accordingly, the impairment testing is done retrospectively on the following basis:

Name of Financial asset	Impairment testing methodology
Trade receivables	Expected Credit Loss model (ECL) is applied. The ECL over lifetime of the assets are estimated by using a provision matrix which is based on historical loss rates reflecting current conditions and forecasts of future economic conditions which are grouped on the basis of similar credit characteristics such as nature of industry, customer segment, past due status and other factors that are relevant to estimate the expected cash loss from these assets.
Other Financial assets	When the credit risk has not increased significantly, 12 month ECL is used to provide for impairment loss. When there is significant change in credit risk since initial recognition, the impairment is measured based on probability of default over the life time. If, in a subsequent period, credit quality of the instrument improves such that there is no longer a significant increase in credit risk since initial recognition, then the entity reverts to recognising impairment loss allowance based on 12 month ECL.

**Financial Liabilities**

4.19.10 Financial liabilities comprise of Borrowings from Banks, Soft loan / Interest free loan from Government, Trade payables, Derivative financial instruments, Financial guarantee obligation and other financial liabilities.

4.19.11 The Group measures its financial liabilities as below:

Measurement basis	Name of Financial liabilities
Amortised cost	Borrowings, Soft Loan/Interest free loan from Government, Trade payables, Interest accrued, Unclaimed /Disputed dividends, Security deposits, Mines restoration obligation and other financial liabilities not for trading,
FVTPL	Foreign exchange Forward contracts being derivative contracts do not qualify for hedge accounting under Ind AS 109 and other financial liabilities held for trading.

4.19.12 Financial guarantee contracts issued by the Group are those contracts that require a payment to be made to reimburse the holder for a loss it incurs because the specified debtor fails to make a payment when due in accordance with the terms of a debt instrument. Transaction cost of financial guarantee contracts that are directly attributable to the issuance of the guarantee are recognised initially as a liability at fair value. Subsequently, the liability is measured at the higher of the amount of loss allowance determined as per impairment requirements of Ind AS 109 and the amount recognised less cumulative amortization.

4.19.13 Financial liabilities are derecognised when and only when it is extinguished (i.e) when the obligation specified in the contract is discharged or cancelled or expired.

4.19.14 Upon derecognition of its financial liabilities or part thereof, the difference between the carrying amount of a financial liability that has been extinguished or transferred to another party and the consideration paid including any non-cash assets transferred or liabilities assumed is recognised in the Statement of Profit and Loss.

**4.20 Fair value measurement**

4.20.1 Fair value is the price that would be received to sell an asset or paid to transfer a liability in an orderly transaction between market participants at the measurement date.

4.20.2 The fair value of an asset or a liability is measured using the assumptions that the market participants would use when pricing the asset or liability, assuming that the market participants act in the economic best interest.

4.20.3 All assets and liabilities for which fair value is measured and disclosed in the financial statements are categorised within fair value hierarchy based on the lowest level input that is significant to the fair value measurement as a whole. The fair value hierarchy is described as below:

Level 1: Unadjusted quoted prices in active markets for identical assets or liabilities

Level 2: Valuation techniques for which the lowest level inputs that are significant to the fair value measurement is directly or indirectly observable.

Level 3: Valuation techniques for which the lowest level inputs that are significant to the fair value measurement is unobservable.

4.20.4 For assets and liabilities that are recognised in the Balance sheet on a recurring basis, the Group determines whether transfers have occurred between levels in the hierarchy by reassessing categorisation

at the end of each reporting period (i.e) based on the lowest level input that is significant to the fair value measurement as a whole.

4.20.5 For the purpose of fair value disclosures, the Group has determined the classes of assets and liabilities based on the nature, characteristics and risks of the assets or liabilities and the level of the fair value hierarchy as explained above.

4.20.6 The basis for fair value determination for measurement and / or disclosure purposes is detailed below:

#### **Investments in Equity / Mutual Funds**

The fair value is determined by reference to their quoted prices at the reporting date. In the absence of the quoted price, the fair value of the equity is measured using valuation techniques.

#### **Trade and other receivables**

The fair value is estimated as the present value of the future cash flows, discounted at the market rate of interest at the reporting date. However, the fair value generally approximates the carrying amount due to the short term nature of such assets.

#### **Forward exchange contracts**

The fair value of forward exchange contracts is based on the quoted price if available; otherwise it is estimated by discounting the difference between contractual forward price and current forward price for the residual maturity of the contract using government bond rates.

#### **Non-derivative financial liabilities**

The fair value of non-derivative financial liabilities viz, soft loan from government, deferred sales tax liability, borrowings are determined for disclosure purposes calculated based on the present value of future principal and interest cash flows, discounted at the market rate of interest at the reporting date.

#### **Financial guarantee obligation**

The fair value of financial guarantee obligation with reference to loan availed by subsidiary/associates is determined on the basis of estimated cost involved in securing equivalent size of the guarantees from bank.

#### **Investment Properties**

The fair value is determined for disclosure purposes based on an annual evaluation performed by an internal technical team measured using the technique of quoted prices for similar assets in the active markets and further moderated by market corroborated inputs.

## **5. Significant Estimates and Judgements**

The preparation of the financial statements requires management to make judgements, estimates and assumptions that affect the reported amounts of revenues,

expenses, assets and liabilities and the accompanying disclosures, and the disclosure of contingent liabilities. Actual results could vary from these estimates. The estimates and underlying assumptions are reviewed on an on-going basis. Revisions to accounting estimates are recognised in the period in which the estimate is revised if the revision effects only that period or in the period of the revision or future periods, if the revision affects both current and future years.

The Group has considered the possible effects that may result from the pandemic relating to COVID-19 on the carrying amounts of receivables, inventories, other financial / other non-financial assets. In developing the assumptions relating to the possible future uncertainties in the economic conditions because of this pandemic, the Group, as at the date of approval of these financial statements, has used internal and external sources of information from market sources on the expected future performance of the Group. The impact of COVID-19 on the Group's financial statements may differ from that estimated as at the date of approval of these financial statements due to prevailing uncertainties.

Accordingly, the management has applied the following estimates / assumptions / judgements in preparation and presentation of financial statements:

#### **Current Taxes**

Calculations of income taxes for the current period are done based on applicable tax laws and management's judgement by evaluating positions taken in tax returns and interpretations of relevant provisions of law and applicable judicial precedents.

#### **Deferred Tax Asset (Including MAT Credit Entitlement)**

Significant management judgement is exercised by reviewing the deferred tax assets at each reporting date to determine the amount of deferred tax assets that can be retained / recognised, based upon the likely timing and the level of future taxable profits together with future tax planning strategies.

#### **Property, Plant and Equipment, Intangible Assets and Investment Properties**

The residual values and estimated useful life of PPEs, Intangible Assets and Investment Properties are assessed by the technical team at each reporting date by taking into account the nature of asset, the estimated usage of the asset, the operating condition of the asset, past history of replacement and maintenance support. Upon review, the management accepts the assigned useful life and residual value for computation of depreciation/amortisation. Also, management judgement is exercised for classifying the asset as investment properties or vice versa.



**Revenue Recognition**

Significant management judgement is exercised in determining the transaction price and discounts to customer which is based on market factors namely demand and supply. The Group offers credit period to customers for which there is no financing component.

**Defined Benefit Plans and Other long term benefits**

The cost of the defined benefit plan and other long term benefits, and the present value of such obligation are determined by the independent actuarial valuer. An actuarial valuation involves making various assumptions that may differ from actual developments in future. Management believes that the assumptions used by the actuary in determination of the discount rate, future salary increases, mortality rates and attrition rates are reasonable. Due to the complexities involved in the valuation and its long term nature, this obligation is highly sensitive to changes in these assumptions. All assumptions are reviewed at each reporting date.

**Employee Stock Options**

Significant management judgement is exercised in determination of the most appropriate valuation model, most appropriate inputs to the valuation model including the expected life of the share option, volatility, dividend yield, risk free rate and the number of options that are expected to vest as at the reporting date. Management believes that the assumptions used by the valuer are reasonable.

**Impairment of Non-financial assets (PPE/Intangible Assets/Investment Properties)**

The impairment of non-financial assets is determined based on estimation of recoverable amount of such assets. The assumptions used in computing the recoverable amount are based on management judgement considering the timing of future cash flows, discount rates and the risks specific to the asset.

**Provisions**

The timing of recognition requires application of judgement to existing facts and circumstances that may be subject to change. The litigations and claims to which the Group is exposed are assessed by the management and in certain cases with the support of external experts. The amounts are determined by discounting the expected future cash flows at a pre-tax rate that reflects the current market assessments of the time value of money and the risks specific to the liability.

**Mines Restoration Expenditure**

In determining the provision for Mines restoration expenditure, assumptions and estimates are made by the management, in relation to discount rates, the

expected mineral reserves, estimated cost to restore the mines and the expected timing of those costs.

**Contingent Liabilities**

Management judgement is exercised for estimating the possible outflow of resources, if any, in respect of contingencies / claims / litigations against the Group as it is not possible to predict the outcome of pending matters with accuracy.

**Mine Development**

In determining the allocation of mine development cost based on the unit of production method, assumptions and estimates are made by the management, in relation to the estimated mineral reserves available for the remaining period.

**Fair value measurement of financial instruments**

When the fair values of financial assets and financial liabilities could not be measured based on quoted prices in active markets, management uses valuation techniques including the Discounted Cash Flow (DCF) model, to determine its fair value. The inputs to these models are taken from observable markets where possible, but where this is not feasible, a degree of judgement is exercised in establishing fair values. Judgements include considerations of inputs such as liquidity risk, credit risk and volatility.

**Impairment of Trade receivables**

The impairment for trade receivables are done based on assumptions about risk of default and expected loss rates. The assumptions, selection of inputs for calculation of impairment are based on management judgement considering the past history, market conditions and forward looking estimates at the end of each reporting date.

**Impairment of Investments in Associates**

Significant management judgement is exercised in determining whether the investment in subsidiaries / associates are impaired or not is on the basis of its nature of long term strategic investments and business projections.

**Interests in other entities**

Significant management judgement is exercised in determining the interests in other entities. The management believes that wherever there is a significant influence over certain companies belonging to its group, such companies are treated as Associate companies even though it holds less than 20% of the voting rights. Significant management is exercised whether such associate companies are individually immaterial or not for the purpose of disclosure requirements.

# NOTES TO THE CONSOLIDATED FINANCIAL STATEMENTS

for the year ended 31<sup>st</sup> March 2021

₹ in Crores

Particulars	Year	Gross Block			Depreciation			Net Block	
		As at the beginning of the year	Additions	Deductions / Adjustments	As at the end of the year	As at the beginning of the year	For the year (Note 43)	Deductions / Adjustments	As at the end of the year
<b>Own assets</b>									
Land - Owned	2020-21	876.98	26.01	0.04	902.95	-	-	-	902.95
	2019-20	809.79	67.26	0.07	876.98	-	-	-	876.98
Land - Right-of-Use Asset	2020-21	14.95	-	-	14.95	0.47	0.67	1.14	13.81
	2019-20	-	14.95	-	14.95	-	0.47	0.47	14.48
Buildings	2020-21	1,006.15	77.65	3.69	1,080.11	315.10	42.59	3.69	354.00
	2019-20	920.75	86.28	0.88	1,006.15	277.07	38.91	0.88	315.10
Plant & Equipments	2020-21	7,013.88	966.76	49.09	7,931.55	2,918.29	264.63	48.65	3,134.27
	2019-20	6,305.01	737.66	28.79	7,013.88	2,728.76	218.26	28.73	2,918.29
Railway Siding	2020-21	119.49	159.17	-	278.66	57.59	12.10	-	69.69
	2019-20	116.03	3.46	-	119.49	50.95	6.64	-	57.59
Workshop, Quarry Equipments	2020-21	60.05	9.08	5.64	63.49	37.62	4.03	5.33	36.32
	2019-20	53.07	11.78	4.80	60.05	39.32	2.84	4.54	37.62
Research & Development Equipments	2020-21	61.10	9.87	0.15	70.82	45.82	2.34	0.15	48.01
	2019-20	59.09	4.27	2.26	61.10	45.44	2.64	2.26	45.82
Furniture & Fixtures	2020-21	64.65	12.43	0.40	76.68	31.21	5.26	0.39	36.08
	2019-20	56.36	10.01	1.72	64.65	27.94	4.98	1.71	31.21
Office Equipments	2020-21	64.39	6.09	3.31	67.17	45.68	5.66	3.29	48.05
	2019-20	62.22	6.51	4.34	64.39	44.39	5.62	4.33	45.68
Vehicles	2020-21	34.07	4.41	0.80	37.68	17.55	3.42	0.59	20.38
	2019-20	30.29	4.92	1.14	34.07	15.37	3.24	1.06	17.55
<b>Total</b>	2020-21	<b>9,315.71</b>	<b>1,271.47</b>	<b>63.12</b>	<b>10,524.06</b>	<b>3,469.33</b>	<b>340.70</b>	<b>62.09</b>	<b>3,747.94</b>
	2019-20	<b>8,412.61</b>	<b>947.10</b>	<b>44.00</b>	<b>9,315.71</b>	<b>3,229.24</b>	<b>283.60</b>	<b>43.51</b>	<b>3,469.33</b>

## Notes

- (a) The Group has capitalised finance cost amounting to ₹ 27.43 Crores (PY: ₹ 16.61 Crores) during the year. The rate used to determine the amount of borrowing costs to be capitalised is the weighted average interest rate applicable to the entity's general borrowings that are outstanding during the year, ie. 6.89% p.a (PY: 8.14% p.a.)
- (b) The carrying amount of movable fixed assets of the Company and immovable properties pertaining to Cement plant located at Alathiyur, Ariyalur, Ramasamy Raja Nagar, Chengalpattu, Salem have been pledged by way of pari passu first charge as security for Long term Borrowings [Refer Note No. 26].
- (c) During previous year, Additions under Free hold Land & Building include reclassification from Investment Property Land & Buildings of ₹ 5.83 Crores and ₹ 7.19 Crores respectively in view of change in usage.

# NOTES TO THE CONSOLIDATED FINANCIAL STATEMENTS

for the year ended 31<sup>st</sup> March 2021

(d) Deductions / Adjustments in Gross Block comprises of:

₹ in Crores

Particulars	2020-21			2019-20		
	Sale of Assets	Other adjustments	Total	Sale of Assets	Other adjustments	Total
Land	0.04	-	0.04	0.07	-	0.07
Building	-	3.69	3.69	-	0.88	0.88
Plant and Equipments	1.63	47.46	49.09	0.60	28.19	28.79
Workshop and Quarry Equipments	5.07	0.57	5.64	3.58	1.22	4.80
Research and Development Equipments	-	0.15	0.15	-	2.26	2.26
Furnitures and Fixtures	0.02	0.38	0.40	0.12	1.60	1.72
Office Equipments	0.07	3.24	3.31	0.17	4.17	4.34
Vehicles	0.73	0.07	0.80	1.11	0.03	1.14
<b>Total</b>	<b>7.56</b>	<b>55.56</b>	<b>63.12</b>	<b>5.65</b>	<b>38.35</b>	<b>44.00</b>

(e) Other adjustments represent assets that were damaged / discarded and derecognised from financial statements since no future benefit is expected from its use or disposal.

(f) All the title deeds of immovable properties are held in the name of the Company

(g) The Group has not revalued its Property, Plant and Equipment (including Right-of-Use Asset) since the Group has adopted cost model as its accounting policy to an entire class of Property, Plant and Equipment in accordance with Ind AS 16.

## 7 Capital Work in Progress

₹ in Crores

Particulars	Year	As at the beginning of the year	Additions	Capitalised under PPE	As at the end of the year
Capital Work in Progress	2020-21	1,814.27	1,714.77	1,203.58	2,325.46
	2019-20	830.77	1,803.71	820.21	1,814.27

### Notes

(a) Capital work in progress includes borrowing cost of ₹ 72.82 Crores (PY: ₹ 66.36 Crores), computed at a weighted average interest rate of 6.89% p.a. (PY: 8.14% p.a.) applicable to entity's borrowings outstanding during the year.

(b) Refer Note No.58(b) and 58(c) for information relating to Ageing Schedule and Completion schedule whose completion is overdue because of delay due to pandemic caused by COVID-19.

(c) The amount of expenditure recognized in the carrying amount of an item of Property, Plant and Equipment in the course of its construction, included in Capital Work-in-Progress are furnished in Note No.59.

## 8 Investment Property

₹ in Crores

Particulars	Year	Gross Block			Depreciation				Net Block	
		As at the beginning of the year	Additions	Deductions / Adjustments	As at the end of the year	As at the beginning of the year	For the year (Note 43)	Deductions / Adjustments	As at the end of the year	As at the end of the year
Land	2020-21	88.89	-	-	88.89	-	-	-	-	88.89
	2019-20	94.72	-	5.83	88.89	-	-	-	-	88.89
Buildings	2020-21	68.45	-	-	68.45	10.36	2.01	-	12.37	56.08
	2019-20	75.52	0.12	7.19	68.45	8.32	2.05	0.01	10.36	58.09
<b>Total</b>	2020-21	157.34	-	-	157.34	10.36	2.01	-	12.37	144.97
	2019-20	170.24	0.12	13.02	157.34	8.32	2.05	0.01	10.36	146.98

### Notes

(a) The Group measured all of its Investment properties at Cost in accordance with Ind AS 40.

# NOTES TO THE CONSOLIDATED FINANCIAL STATEMENTS

for the year ended 31<sup>st</sup> March 2021

(b) Deductions / Adjustments in Gross Block comprises of:

₹ in Crores

Particulars	2020-21				2019-20			
	Sale of Assets	Reclassified under PPE	Other adjustments	Total	Sale of Assets	Reclassified under PPE	Other adjustments	Total
Land	-	-	-	-	-	5.83	-	5.83
Buildings	-	-	-	-	-	7.19	-	7.19
<b>Total</b>	-	-	-	-	-	<b>13.02</b>	-	<b>13.02</b>

(c) Other deductions represent assets derecognised from financial statements since no future benefit is expected from its use or disposal.

(d) The Group has no restrictions on the realisability of its investment properties and no contractual obligations to purchase, construct or develop investment properties or for repairs, maintenance and enhancements.

(e) The fair valuation of the investment properties are determined annually by an internal technical team, measured using the technique of quoted prices for similar assets in the active markets or recent price of similar properties in less active markets and adjusted to reflect those differences. All resulting fair value estimates for investment properties are included in Level 2.

₹ in Crores

Particulars	31-03-2021	31-03-2020
Fair value of Investment Properties	252.32	240.34

(f) Information regarding Income & Expenditure of Investment Property are given below:

₹ in Crores

Particulars	31-03-2021	31-03-2020
Rental Income derived from Investment Properties	0.77	1.00
Less: Direct Operating Expenses (including Repairs & Maintenance) generating Rental Income	0.04	0.03
Less: Direct Operating Expenses (including Repairs & Maintenance) that did not generate Rental Income	-	-
Profit from investment properties before depreciation	0.73	0.97
Less: Depreciation	2.01	2.05
<b>Profit/(Loss) from investment properties</b>	<b>(1.28)</b>	<b>(1.08)</b>

## 9 Intangible Assets

₹ in Crores

Particulars	Year	Gross Block				Depreciation				Net Block
		As at the beginning of the year	Additions	Deductions / Adjustments	As at the end of the year	As at the beginning of the year	For the year (Note 43)	Deductions / Adjustments	As at the end of the year	As at the end of the year
Mining rights	2020-21	36.28	3.79	-	40.07	18.03	3.38	-	21.41	18.66
	2019-20	36.28	-	-	36.28	15.34	2.69	-	18.03	18.25
Mine Development	2020-21	119.81	18.06	1.67	136.20	99.86	14.77	1.67	112.96	23.24
	2019-20	108.45	21.59	10.23	119.81	91.28	18.81	10.23	99.86	19.95
Computer Software	2020-21	24.27	1.50	-	25.77	6.61	3.81	-	10.42	15.35
	2019-20	47.86	11.80	35.39	24.27	31.65	10.35	35.39	6.61	17.66
Power Transmission system	2020-21	0.87	-	0.87	-	0.69	0.18	0.87	-	-
	2019-20	0.87	-	-	0.87	0.52	0.17	-	0.69	0.18
<b>Total</b>	2020-21	<b>181.23</b>	<b>23.35</b>	<b>2.54</b>	<b>202.04</b>	<b>125.19</b>	<b>22.14</b>	<b>2.54</b>	<b>144.79</b>	<b>57.25</b>
	2019-20	<b>193.46</b>	<b>33.39</b>	<b>45.62</b>	<b>181.23</b>	<b>138.79</b>	<b>32.02</b>	<b>45.62</b>	<b>125.19</b>	<b>56.04</b>

### Notes

(a) Deductions / adjustments represent intangible assets de-recognised from the financial statements since no future economic benefit is expected.

(b) The Group has not revalued its Intangible Asset since the Group has adopted cost model as its accounting policy to an entire class of Intangible Asset in accordance with Ind AS 38.

# NOTES TO THE CONSOLIDATED FINANCIAL STATEMENTS

for the year ended 31<sup>st</sup> March 2021

## 10 Intangible Assets under Development

₹ in Crores

Particulars	Year	As at the beginning of the year	Additions	Capitalised	As at the end of the year
Mine Development	2020-21	26.10	21.69	18.06	29.73
	2019-20	21.82	25.87	21.59	26.10

### Notes

- (a) Refer Note No.58(d) for information relating to Ageing Schedule of Intangible Asset under Development
- (b) The Group do not have mine development activity which was either suspended or whose cost has been exceeded as per the original plan.

## 11 Investments in Associates (Accounted using Equity Method)

₹ in Crores

Particulars	Face Value ₹ per Share	31-03-2021		31-03-2020	
		Numbers	Amount	Numbers	Amount
<b>Quoted Investments - Fully paid up Equity Shares</b>					
Ramco Systems Limited	10	59,85,632	139.93	59,85,632	131.27
Ramco Industries Limited	1	1,34,62,500	121.71	1,34,62,500	102.32
Rajapalayam Mills Limited	10	25,600	1.25	25,600	1.41
<b>Total Quoted Investments (A)</b>			<b>262.89</b>		<b>235.00</b>
<b>Unquoted Investments - Fully paid up Equity Shares</b>					
Madurai Transcarrier Limited	1	5,37,50,000	3.61	5,37,50,000	3.61
Lynks Logistics Limited	1	50,14,16,202	12.59	40,19,00,000	11.28
<b>Total Unquoted Investments (B)</b>			<b>16.20</b>		<b>14.89</b>
<b>Total Investments in Associates (A)+(B)</b>			<b>279.09</b>		<b>249.89</b>
<b>Aggregate Market Value of Quoted Investments</b>			<b>664.31</b>		<b>198.92</b>

**Note:** The carrying amount of Investment in Associates is tested for impairment in accordance with Ind AS 36. These investments are strategic and long term in nature. Hence considering the long term prospects, no impairment is considered necessary as at the reporting date, except for reduction in the investments by virtue of share of loss in associates.



# NOTES TO THE CONSOLIDATED FINANCIAL STATEMENTS

for the year ended 31<sup>st</sup> March 2021

## 12 Other Investments

₹ in Crores

Particulars	Face Value ₹ per Share	31-03-2021		31-03-2020	
		Numbers	Amount	Numbers	Amount
<b>Quoted Investments</b>					
<b>Equity Investments fully paid up (designated at FVTOCI)</b>					
India Cements Limited	10	58	0.00	58	0.00
Andhra Cements Limited	10	27	0.00	27	0.00
Housing Development Finance Corporation Limited	2	17,400	4.34	17,400	2.84
HDFC Bank Limited [Refer Note (a) below]	1	5,000	0.75	2,500	0.22
<b>Sub-total</b>			<b>5.09</b>		<b>3.06</b>
<b>Investments in Mutual Funds (measured at FVTPL)</b>					
HDFC Mutual Fund	10	5,19,625	0.66	4,89,192	0.42
<b>Sub-total</b>			<b>0.66</b>		<b>0.42</b>
<b>Total Quoted Investments (A)</b>			<b>5.75</b>		<b>3.48</b>
<b>Aggregate Market Value of Quoted Investments</b>			<b>5.75</b>		<b>3.48</b>
<b>Unquoted Investments - Fully paid up Equity Shares</b>					
<b>Other entities (designated at FVTOCI)</b>					
AP Gas Power Corporation Limited [Refer Note (b) below]	10	16,08,000	22.12	16,08,000	22.12
Sri Vishnu Shankar Mill Limited	10	2,100	0.01	2,100	0.01
Chennai Super Kings Cricket Limited [Refer Note (c) below]	0.10	58	-	58	-
The Ramco Cements Employees' Co-operative Stores Ltd.	10	250	0.00	250	0.00
<b>Total Unquoted Investments (B)</b>			<b>22.13</b>		<b>22.13</b>
<b>Total Other Investments (A)+(B)</b>			<b>27.88</b>		<b>25.61</b>

### Notes

- (a) Pursuant to Sub-Division of one equity share of face value of ₹ 2/- each into two equity shares of face value of ₹ 1/- each by HDFC Bank Limited, the company's investment in equity shares in HDFC Bank Limited stood at 5,000 equity shares of ₹ 1/- each (PY: 2,500 equity shares of ₹ 2/- each)
- (b) The company has invested ₹ 22.12 Crores in Andhra Pradesh Gas Power Corporation Limited (APGPCL) by purchasing its 16,08,000 equity shares. The investment entitles the company to source 6 MW power from APGPCL at economical rates compared to the rates charged by AP State Electricity Board. Considering the subsequent availability of captive power source at its plant, in order to ensure optimum usage of entitled power, 6,16,400 shares (PY: 6,16,400 shares) are being held jointly with the related parties as at the reporting date. Consequently, the related parties have used the entitled power of 2.30 MW (PY: 2.30 MW) for which the charges were borne by them directly and balance power of 3.70 MW (PY: 3.70 MW) were used by the Company captively. The Company has collected 10 paise per unit for the power consumed by the related parties by virtue of joint entitlement of power. [Refer Note No.54(c)(4) & Note No.54(a)(10)].
- (c) The Company received 58 equity shares of ₹ 0.10 each of Chennai Super Kings Cricket Limited (CSKCL), free of cost, determined in the ratio of 1 equity share of ₹ 0.10 each of CSKCL for every equity share of ₹ 10 each held in India Cements Limited.
- (d) Refer Note No.55 for information about fair value hierarchy under Disclosure of Fair value measurements.

# NOTES TO THE CONSOLIDATED FINANCIAL STATEMENTS

for the year ended 31<sup>st</sup> March 2021

## 13 Loans (Non-current)

₹ in Crores

Particulars	31-03-2021	31-03-2020
<b>Secured and Considered Good</b>		
Loans to employees	5.14	8.54
Loans and advances to service providers	3.49	6.65
<b>Unsecured and Considered Good</b>		
Loans to Associates [Refer Note No.54(c)(2)]	30.69	9.65
Loans to employees	3.81	3.23
<b>Total</b>	<b>43.13</b>	<b>28.07</b>

### Notes

- Loans are non-derivative financial assets and are carried at Amortized Cost, which generate a fixed or variable interest income for the Group.
- Secured Loans and considered good are covered by way of deposit of original title deeds / hypothecation of assets / creation of second charge of the underlying immovable properties.
- Loans to Associates comprises ₹ 30.69 Crores (PY: ₹ 9.65 Crores) towards outstanding loans in connection with funding for acquisition of capital asset.
- The Group has not granted any loan or advance in the nature of loan to promoters, directors, KMPs and other related parties that are repayable on demand; or without specifying any terms or period of repayment.

## 14 Other Financial Assets (Non-current)

₹ in Crores

Particulars	31-03-2021	31-03-2020
<b>Unsecured and Considered Good</b>		
Deposit with Government Departments	21.27	16.77
Fixed Deposits with Banks (maturity more than 12 months)	0.09	2.09
<b>Total</b>	<b>21.36</b>	<b>18.86</b>

**Note:** Fixed Deposits with Banks represent amount held as security towards Government departments / Borrowings.

## 15 Other Non-Current Assets

₹ in Crores

Particulars	31-03-2021	31-03-2020
<b>Secured and Considered Good</b>		
Capital Advances	191.89	237.20
<b>Unsecured and Considered Good</b>		
Capital Advances	42.43	47.09
Deposits under protest, in Appeals	34.27	34.45
Balance/Claims with Government Departments	2.77	2.83
Income Tax Refund receivable	5.37	9.37
Prepaid Expenses	13.94	13.51
<b>Total</b>	<b>290.67</b>	<b>344.45</b>

### Notes

- Secured Capital Advances are covered by way of Bank guarantees.
- The Group's petition filed against the judgement upholding the validity of "The Cess and Other Taxes on Minerals (Validation) Act, 1992" in the Supreme Court has been ruled in Group's favour. Pursuant to the above judgement, the Group is entitled to receive a sum of ₹ 1.50 Crores (PY: ₹ 1.50 Crores) from the Government of Tamil Nadu, which is included in 'Balance / Claims with Government Departments'.

# NOTES TO THE CONSOLIDATED FINANCIAL STATEMENTS

for the year ended 31<sup>st</sup> March 2021

## 16 Inventories (Valued at lower of Cost or Net Realisable Value)

Particulars	₹ in Crores	
	31-03-2021	31-03-2020
Raw materials	144.74	154.15
Stores and Spares	186.09	174.43
Fuel	157.23	169.01
Packing Materials	36.55	28.04
Work-in-progress	39.82	53.77
Finished goods	34.91	67.48
<b>Total</b>	<b>599.34</b>	<b>646.88</b>

### Notes

(a) Goods in transit included in Inventories -		₹ in Crores	
Raw materials	1.86	-	-
Stores and Spares	0.02	-	-
<b>Total</b>	<b>1.88</b>	-	-

(b) The total carrying amount of inventories as at the reporting date has been pledged as security for Short term Borrowings.

## 17 Trade Receivables

Particulars	₹ in Crores	
	31-03-2021	31-03-2020
Secured and considered good	263.76	285.67
Unsecured and considered good	112.16	241.96
Unsecured and which have significant increase in credit risk	6.80	6.60
Less: Allowance for expected credit loss	6.80	6.60
<b>Total</b>	<b>375.92</b>	<b>527.63</b>

### Notes

(a) Unsecured Trade Receivables include dues from -		₹ in Crores	
- State Electricity Boards towards Sale of Power	44.29	134.13	
- State Government departments towards Sale of Cement	24.05	11.34	
- Associates towards Sale of Cement / Information Technology services	-	0.27	
- Other Related parties towards Sale of Cement	0.36	-	
<b>Total</b>	<b>68.70</b>	<b>145.74</b>	

(b) Trade receivables are neither due from directors or other officers of the Group either severally or jointly with any other person, nor any trade or other receivables are due from firms or private companies respectively in which any director is a partner, a director or a member.

(c) Trade receivables in respect of cement are generally non-interest bearing.

(d) The receivables due from the related parties are furnished in Note No.54(c)(1).

(e) During the month of March 2021, the Group has received the money from the banks on account of factoring of certain receivables by assigning its rights and privileges to the banks pertaining to such receivables, amounting to ₹ 182.35 Crores (As at 31<sup>st</sup> March 2020: ₹ 30.43 Crores) and thus reduced from the Trade receivables.

(f) Refer Note No.56 & 58(e) for information about risk profile of Trade Receivables under Financial Risk Management and Ageing Schedule respectively

(g) The total carrying amount of trade receivables has been pledged as security for Short term Borrowings.

# NOTES TO THE CONSOLIDATED FINANCIAL STATEMENTS

for the year ended 31<sup>st</sup> March 2021

## 18 Cash and Cash Equivalents

₹ in Crores

Particulars	31-03-2021	31-03-2020
Cash on hand	0.08	0.11
Imprest balances	0.02	0.03
Balances with Banks in Current Account	108.01	63.44
Fixed Deposit with maturity less than 3 months	-	0.35
<b>Total</b>	<b>108.11</b>	<b>63.93</b>

### Notes

- (a) There are no repatriation restrictions with regard to cash and cash equivalents as at the end of the reporting period.  
 (b) Refer Note No.56 for information about risk profile of cash and cash equivalents under Financial Risk Management.

## 19 Bank Balances other than Cash and Cash Equivalents

₹ in Crores

Particulars	31-03-2021	31-03-2020
Fixed Deposits with Banks (maturity of more than 3 months but less than 12 months)	29.11	27.64
Earmarked Balance with Banks for Unclaimed Dividend	6.61	2.58
<b>Total</b>	<b>35.72</b>	<b>30.22</b>

### Notes

- (a) Fixed Deposits with Banks include -
- |   | ₹ in Crores |       |
|---|-------------|-------|
| (i) Amount deposited by the Group as per the directions issued by Competition Appellate Tribunal in the matter of alleged cartelisation | 25.86       | 25.86 |
| (ii) Interest accrued on the above  | 3.10        | 1.66  |
| (iii) Amount deposited which is held towards security to various Government departments   | 0.15        | 0.12  |
- (b) Earmarked Balance with Banks for Unclaimed Dividend include ₹ 4.16 Crores (PY: Nil) pertaining to amount earmarked for TDS on Dividends for payment at the respective due date.

## 20 Loans (Current)

₹ in Crores

Particulars	31-03-2021	31-03-2020
<b>Secured and Considered Good</b>		
Loans to employees	3.44	3.14
Loans and advances to service providers	6.38	8.28
<b>Unsecured and Considered Good</b>		
Loans and advances to Associates [Refer Note No.54(c)(2)]	8.97	8.97
Loans and advances to other related parties [Refer Note No.54(c)(2)]	4.19	4.30
Loans to employees	4.75	4.80
Loans and advances to service providers	-	0.33
<b>Total</b>	<b>27.73</b>	<b>29.82</b>

### Notes

- (a) Loans are non-derivative financial assets and are carried at Amortized Cost, which generate a fixed or variable interest income for the Group.  
 (b) Secured Loans and considered good are covered by way of deposit of original title deeds / hypothecation of assets / creation of second charge of the underlying immovable properties.  
 (c) Loans and advances to Associates comprises ₹ 8.92 Crores (PY: ₹ 8.92 Crores) towards outstanding advances in connection with providing Aircraft chartering services and ₹ 0.05 Crores (PY: ₹ 0.05 Crores) towards rental advance in the normal course of business.  
 (d) Loans and advances to other related parties represent advances towards operations in the normal course of business.  
 (e) The Group has not granted any loan or advance in the nature of loan to promoters, directors, KMPs and other related parties that are repayable on demand; or without specifying any terms or period of repayment.

# NOTES TO THE CONSOLIDATED FINANCIAL STATEMENTS

for the year ended 31<sup>st</sup> March 2021

## 21 Other Financial Assets (Current)

Particulars	₹ in Crores	
	31-03-2021	31-03-2020
<b>Unsecured and Considered Good</b>		
Advances/Claims receivable	67.00	43.57
Deposits with Government Departments	0.76	0.71
Industrial Promotion Assistance receivable	60.40	52.44
Interest receivable	1.12	2.09
Unbilled Revenue	6.93	5.31
<b>Total</b>	<b>136.21</b>	<b>104.12</b>

### Notes

- (a) Industrial Promotion Assistance receivable represents amount receivable from Government of Andhra Pradesh.
- (b) Unbilled Revenue represent Contract assets for which the Group has evacuated the power to the grid and provided services to its customers but not billed to the customer based on purchase agreement for wind power and billing rights upon achievement of milestones for technology services as per agreed terms, respectively
- (c) Changes in Entity's balances of Contract assets required under Para 118 of Ind AS 115, Revenue from Contracts with Customers is given below:

Particulars	₹ in Crores	
	31-03-2021	31-03-2020
<b>Unbilled Revenue as at 1<sup>st</sup> April</b>	<b>5.31</b>	<b>5.62</b>
Generation of windpower net of wheeling and banking during the year [Refer Note No.37]	69.50	72.42
Revenue Recognition for Information Technology Services during the year	7.82	5.28
Net Billing done during the year	75.70	78.01
<b>Unbilled Revenue as at 31<sup>st</sup> March</b>	<b>6.93</b>	<b>5.31</b>

- (d) Refer Note No.58(f) for information relating to Ageing Schedule for Unbilled Revenue

## 22 Current Tax Assets

Particulars	₹ in Crores	
	31-03-2021	31-03-2020
Advance Income Tax, Self Assessment Tax & Tax deducted at source	1.13	2.80
<b>Total</b>	<b>1.13</b>	<b>2.80</b>

**Note:** Advance Income Tax, Self Assessment Tax and Tax deducted at source is net of provision of tax of ₹ 243.45 Crores (PY: ₹ 136.15 Crores)

## 23 Other Current Assets

Particulars	₹ in Crores	
	31-03-2021	31-03-2020
<b>Unsecured and Considered Good</b>		
Balance/Claims with Government Departments	11.38	2.75
Advances to Suppliers & Service providers	44.87	27.52
Advances to employees	0.03	0.01
Tax Credit - Indirect taxes	96.96	123.95
Prepaid Expenses	21.51	16.08
<b>Total</b>	<b>174.75</b>	<b>170.31</b>

**Note:** Tax Credit - Indirect taxes include un-utilised input tax credit availed under GST for the ongoing capacity expansions. These credits are available for set-off in the subsequent periods.



# NOTES TO THE CONSOLIDATED FINANCIAL STATEMENTS

for the year ended 31<sup>st</sup> March 2021

## 24 Equity Share Capital

₹ in Crores

Particulars	31-03-2021	31-03-2020
<b>Authorised</b>		
25,00,00,000 Equity Shares of ₹ 1/- each (PY: 25,00,00,000 Equity Shares of ₹ 1/- each)	25.00	25.00
<b>Issued, Subscribed and Fully paid-up</b>		
23,58,89,945 Equity Shares of ₹ 1/- each (PY: 23,55,76,780 Equity Shares of ₹ 1/- each)	23.59	23.56

**Note:** 2,33,600 bonus shares (PY: 2,33,600 bonus shares) of ₹ 1/- each remain unallotted pending completion of required formalities.

### (i) Reconciliation of the number of shares

Particulars	31-03-2021	31-03-2020
No. of equity shares at the beginning of the year	23,55,76,780	23,55,76,780
Shares allotted pursuant to exercise of stock options	3,13,165	-
No. of Equity shares at the end of the year	23,58,89,945	23,55,76,780

### (ii) Term/Rights/Restrictions attached to Equity Shares

The Company has one class of equity shares having a face value of ₹ 1/- each. Each shareholder is eligible for one vote per share held. The Company declares and pays dividend in Indian Rupees. In the event of liquidation of the company, the equity shareholders will be entitled to receive remaining assets of the company, after distribution of all preferential amounts. The distribution will be in proportion to the number of equity shares held by the shareholders.

### (iii) Shareholders holding more than 5 percent in the Company

Particulars	31-03-2021		31-03-2020	
	No. of Shares	% of holding	No. of Shares	% of holding
Ramco Industries Limited	4,99,00,245	21.15	4,95,89,420	21.05
Rajapalayam Mills Limited	3,30,65,000	14.02	3,30,65,000	14.04
Kotak Mahindra Mutual Fund	1,63,20,467	6.92	1,54,32,605	6.55

Particulars	31-03-2021	31-03-2020
(iv) Aggregate number of equity shares of ₹ 1/- each bought back during the period of five years immediately preceding the reporting date	25,00,000	25,00,000
(v) Number of Equity Shares of ₹ 1/- each reserved for issue under Employee Stock Options Scheme, 2018. Refer Note No.49 for terms, conditions and other disclosures as per Ind AS 102.	4,02,435	5,15,600

### (vi) Shareholding of Promoters

Name of the Promoter	Shares held by Promoters at the end of the year		
	No. of Shares	% of total shares	% change during the year
<b>PROMOTER</b>			
P.R.Venketrama Raja	19,46,460	0.83	-
<b>PROMOTER GROUP</b>			
Ramco Industries Limited	4,99,00,245	21.15	0.10
Rajapalayam Mills Limited	3,30,65,000	14.02	-0.02
Sri Vishnu Shankar Mill Limited	30,94,200	1.31	-0.07
The Ramaraju Surgical Cotton Mills Ltd.	33,13,175	1.40	-0.13
Sudharsanam Investments Limited	29,82,600	1.26	-
Saradha Deepa	19,46,460	0.83	-
Nalina Ramalakshmi	19,46,460	0.83	-
Ramachandra Raja Chittammal	7,36,000	0.31	-
R Sudarsanam	12,86,960	0.55	-
S.R.Srirama Raja	1,20,000	0.05	-
N.R.K.Ramkumar Raja	16,000	0.01	-
<b>Total</b>	<b>10,03,53,560</b>	<b>42.55</b>	<b>-0.12</b>

# NOTES TO THE CONSOLIDATED FINANCIAL STATEMENTS

for the year ended 31<sup>st</sup> March 2021

## 25 Other Equity

### Capital Redemption Reserve

₹ in Crores

Particulars	31-03-2021	31-03-2020
Balance as per last financial statement	1.63	1.63

#### Nature of Reserve

Capital Redemption Reserve was created for a sum equivalent to its face value at the time of Buy-back of Shares. The Group can use this reserve for issuing fully paid up Bonus shares.

### Capital Reserve on Consolidation

₹ in Crores

Particulars	31-03-2021	31-03-2020
Balance as per last financial statement	52.99	52.99

#### Nature of Reserve

Capital Reserve on consolidation represents excess of the Parents' share of the net fair value of the investments in Associates over the cost of the investment which is recognised directly in equity as capital reserve upon transition to Ind AS.

### Securities Premium

₹ in Crores

Particulars	31-03-2021	31-03-2020
Balance as per last financial statement	-	-
Add: Amount transferred from Employee Stock Options Reserve pursuant to exercise of stock options	20.68	-
Add: Amount transferred from Share Application Money pending allotment pursuant to exercise of stock options	1.56	-
<b>Total</b>	<b>22.24</b>	<b>-</b>

#### Nature of Reserve

Securities Premium was credited when shares are issued at a premium. The Group can use this reserve to issue bonus shares, to provide for premium on redemption of shares or debentures, preliminary expenses and the commission paid or discount allowed on, any issue of shares or debentures of the Group

### General Reserve

₹ in Crores

Particulars	31-03-2021	31-03-2020
Balance as per last financial statement	4,668.93	4,231.05
Add: Amount transferred from Retained Earnings	685.07	437.88
<b>Total</b>	<b>5,354.00</b>	<b>4,668.93</b>

#### Nature of Reserve

General Reserve represents the statutory reserve in accordance with Companies Act, 2013 wherein a portion of profit is apportioned to general reserve. Under Companies Act, 1956 it was mandatory to transfer amount before a Group can declare dividend, however under Companies Act, 2013 transfer of any amount to General reserve is at the discretion of the Group.

### Employee Stock Options Reserve

₹ in Crores

Particulars	31-03-2021	31-03-2020
Balance as per last financial statement	21.52	-
Add: Reserve created for fair value of ESOPs recognised over the vesting period	19.54	21.52
Less: Amount transferred to Securities Premium pursuant to exercise of stock options	20.68	-
<b>Total</b>	<b>20.38</b>	<b>21.52</b>

# NOTES TO THE CONSOLIDATED FINANCIAL STATEMENTS

for the year ended 31<sup>st</sup> March 2021

## Nature of Reserve

The share based payment reserve represent amount recognised towards the value of equity-settled share based payments granted to employees under ESOS 2018.

### Retained Earnings

₹ in Crores

Particulars	31-03-2021	31-03-2020
Balance as per last financial statement	224.24	221.31
Add: Profit for the year	783.64	604.14
Add: Transfer from FVTOCI Reserve	(5.27)	(6.98)
<b>Balance available for Appropriations</b>	<b>1,002.61</b>	<b>818.47</b>
<b>Less: Appropriations</b>		
Interim Dividend (₹ 3/- per share for the year 2020-21; PY: ₹ 2.50 per share for the year 2019-20)	66.68	58.95
Tax deducted at Source / Dividend Distribution Tax on Interim Dividend	4.16	12.12
Final Dividend (₹ 3/- per share for FY 2018-19)	-	70.74
Dividend Distribution Tax on Final Dividend	-	14.54
Transfer to General reserve	685.07	437.88
<b>Total Appropriations</b>	<b>755.91</b>	<b>594.23</b>
<b>Total</b>	<b>246.70</b>	<b>224.24</b>

## Nature of Reserve

Retained Earnings represent the undistributed profits of the Group remaining after transfer to other Reserves.

### Fair Value through Other Comprehensive Income Reserve (FVTOCI Reserve)

₹ in Crores

Particulars	31-03-2021	31-03-2020
Balance as per last financial statement	8.48	6.46
Add: Other Comprehensive Income for the year	(3.58)	(4.96)
<b>Sub-total</b>	<b>4.90</b>	<b>1.50</b>
Less: Transfer to Retained Earnings	(5.27)	(6.98)
<b>Total</b>	<b>10.17</b>	<b>8.48</b>

## Nature of Reserve

Fair Value through Other Comprehensive Income Reserve represents the balance in equity for items to be accounted in Other Comprehensive Income (OCI). The Group has opted to recognise the changes in the fair value of certain investments in equity instruments and remeasurement of defined benefit obligations in OCI. The Group transfers amounts from this reserve to Retained Earnings in case of actuarial loss / gain and in case of fair value recognition of equity instrument, the same will be transferred when the respective equity instruments are derecognised.

<b>Total</b>	<b>5,708.11</b>	<b>4,977.79</b>
--------------	-----------------	-----------------

## 25a Non-controlling Interests

₹ in Crores

Particulars	31-03-2021	31-03-2020
Share of Capital in Subsidiaries	0.57	0.57
Share of Profit in Subsidiaries	5.74	5.07
<b>Total</b>	<b>6.31</b>	<b>5.64</b>

# NOTES TO THE CONSOLIDATED FINANCIAL STATEMENTS

for the year ended 31<sup>st</sup> March 2021

## 26 Long Term Borrowings

₹ in Crores

Particulars	31-03-2021	31-03-2020
<b>Secured</b>		
<b>Redeemable Non Convertible Debentures (NCDs) at par</b>		
7.12% Non Convertible Debentures Series A	-	100.00
7.25% Non Convertible Debentures Series B	-	95.00
6.90% Non Convertible Debentures Series C	100.00	100.00
7.00% Non Convertible Debentures Series D	100.00	100.00
5.50% Non Convertible Debentures Series E	195.00	-
5.50% Non Convertible Debentures Series F	200.00	-
Term Loans from Banks	1,350.83	1,222.83
Soft Loan from Government	135.39	133.11
<b>Unsecured</b>		
Interest free Deferred Sales tax liability	81.40	81.40
<b>Total</b>	<b>2,162.62</b>	<b>1,832.34</b>

### Notes

#### (a) Redeemable Non-Convertible Debentures (NCDs)

- Pari-Passu first charge by way of hypothecation on the movable fixed assets of the company (both present and future), excluding vehicles*
- Pari-Passu first charge by way of mortgage on the Immovable properties of the company (both present and future) relating to the company's cement plant at Alathiyur, Tamil Nadu.*
- The debentures are repayable on the specified due dates. The rate of interest and maturity date of redemption of debentures starting from farthest redemption is given below*

Particulars	Maturity Date	No. of Instalments	₹ in Crores
Series E - 5.50% Non Convertible Debentures	20-05-2024	1	195.00
Series D - 7.00% Non Convertible Debentures	26-05-2023	1	100.00
Series F - 5.50% Non Convertible Debentures	26-04-2023	1	100.00
Series F - 5.50% Non Convertible Debentures	24-02-2023	1	100.00
Series C - 6.90% Non Convertible Debentures	26-08-2022	1	100.00
Series B - 7.25% Non Convertible Debentures	20-12-2021	1	95.00
Series A - 7.12% Non Convertible Debentures	18-06-2021	1	100.00
<b>Sub-Total</b>		<b>7</b>	<b>790.00</b>
Less: Transferred to Current maturities of Long term borrowings [Note No.31]		2	195.00
<b>Total</b>		<b>5</b>	<b>595.00</b>

- As per Companies (Share capital and Debentures) Amendment Rules 2019 notified on 16-08-2019, Debenture Redemption Reserve is not required to be created for privately placed debentures issued by listed companies. Since the Group has issued debentures by way of private placement, the debenture redemption reserve is not created.*

# NOTES TO THE CONSOLIDATED FINANCIAL STATEMENTS

for the year ended 31<sup>st</sup> March 2021

## (b) Term Loans from Banks

- (i) *Pari passu first charge, by way of hypothecation, on the entire movable fixed assets of the Company both present and future.*
- (ii) *The details of Term Loan Banks and its covenants are summarized below:*

Particulars	Interest Rate linked to	Interest Reset Frequency	₹ in Crores
5.25% Axis Bank repayable in 16 quarterly instalments	Repo Rate	Quarterly	50.00
6.25% Axis Bank repayable in 16 quarterly instalments	Repo Rate	Yearly	30.00
6.10% Federal Bank repayable in 14 equal quarterly instalments	3 month T-Bill	Quarterly	143.66
5.50% HDFC Bank repayable in 20 equal quarterly instalments	Repo Rate	Quarterly	2.50
6.10% HDFC Bank repayable in 12 equal quarterly instalments	Repo Rate	Quarterly	262.50
6.10% HDFC Bank repayable in 20 equal quarterly instalments	Repo Rate	Quarterly	534.15
6.50% Kotak Mahindra Bank repayable in 9 equal quarterly instalments	Repo Rate	Quarterly	300.00
5.25% HSBC Bank repayable in 2 equal quarterly instalments	1 year T-Bill	Yearly	200.00
5.90% HSBC Bank repayable in 6 equal quarterly instalments	3 month T-Bill	Quarterly	125.00
5.90% HSBC Bank repayable in 7 equal quarterly instalments	3 month T-Bill	Quarterly	87.50
5.90% HSBC Bank repayable in 9 equal quarterly instalments	3 month T-Bill	Quarterly	37.50
<b>Total</b>			<b>1,772.81</b>

The above term loans are repayable in quarterly instalments at various due dates and the maturity profile grouped as given below:

Repayment Due	No. of Instalments	₹ in Crores
2021 - 22	12	421.98
2022 - 23	12	520.06
2023 - 24	12	460.07
2024 - 25	10	237.87
2025 - 26	8	127.33
2026 - 27	3	5.50
<b>Sub-total</b>	<b>57</b>	<b>1,772.81</b>
Less: Transferred to Current maturities of Long term borrowings [Refer Note No.31]	12	421.98
<b>Total</b>	<b>45</b>	<b>1,350.83</b>

## (c) Soft Loan from Government

- (i) *The Group has measured the loans availed at a concessional rate at fair value. The difference between fair value of the loan and the carrying amount is classified as Deferred Grant.*

Particulars	₹ in Crores	
	31-03-2021	31-03-2020
Balance as at the beginning of the year	133.11	130.28
Add: Fair value of Soft loan availed during the year	-	0.85
Add: Interest on the fair value of soft loan as at the reporting date	2.28	1.98
<b>Total</b>	<b>135.39</b>	<b>133.11</b>

- (ii) *Pari passu first charge, by way of hypothecation on the movable fixed assets and mortgage on the immovable properties pertaining to Cement unit located in Ariyalur, Expansion at Ramasamyraja nagar Plant, Grinding units at Chengalpattu and Salem.*
- (iii) *This loan carries an interest rate of 0.10% p.a. and are repayable upon completion of 10<sup>th</sup> year from the date of availment.*



# NOTES TO THE CONSOLIDATED FINANCIAL STATEMENTS

for the year ended 31<sup>st</sup> March 2021

- (iv) Undiscounted value of the soft loan from government being, ₹ 153.04 Crores (Fair value as at the reporting date is ₹ 135.39 Crores), are repayable as per the schedule given below:

₹ in Crores

Repayment Due	Instalment Amount
April 2022	30.74
April 2023	50.01
April 2024	30.02
April 2025	18.60
April 2026	10.00
April 2027	5.74
April 2028	4.95
April 2029	2.98
<b>Total</b>	<b>153.04</b>

## (d) Interest free Deferred Sales tax Liability

- (i) The Group has opted to apply the fair value measurements for the loans availed at a concessional rate prospectively and accordingly, the Group has used its previous GAAP carrying amount of the loan at the date of transition to Ind AS as the carrying amount of the loan in the opening Ind AS Balance sheet. The Group has not availed any interest free loan after the transition date.
- (ii) The Group has availed Interest free Deferred Sales tax liability from State Government under Deferral Sales tax scheme for the Investments made in Alathiyur and Jayanthipuram plant, which are measured at transaction value.
- (iii) The maturity profile of Interest free Deferred Sales tax liability is given below:

Repayment Due	No. of Instalments	₹ in Crores
2022 - 23	4	16.24
2023 - 24	9	38.21
2024 - 25	4	18.64
2025 - 26	3	8.31
<b>Total</b>	<b>20</b>	<b>81.40</b>

- (e) The disclosures with regard to borrowings of large corporates in terms of SEBI Circular No.SEBI/HO/DDHS/CIR/P/2018/144 dated 26-11-2018 is as below:

Particulars	₹ in Crores
(i) Incremental borrowings done in FY 2020-21 - Long term borrowings from Bank	1,111.65
(ii) Mandatory borrowing to be done through issuance of debt securities [25% of (i)]	277.91
(iii) Actual borrowings done through debt securities, Non-convertible debentures	395.00
(iv) Shortfall in the mandatory borrowings through debt securities, if any	-
(v) Reasons for shortfall, if any, in mandatory borrowings through debt securities	Not Applicable

- (f) The Group has used the borrowings from banks and financial institutions for the specific purpose for which it was taken as at the reporting date.
- (g) Registration, Modification and Satisfaction of charges relating to the year under review, had been filed with the ROC, within the prescribed time or within the extended time requiring the payment of additional fees
- (h) Refer Note No.56 for information about risk profile of borrowings under Financial Risk Management.

## 27 Lease Liabilities

₹ in Crores

Particulars	31-03-2021	31-03-2020
Lease Liabilities [Refer Note No.49]	7.95	8.06
<b>Total</b>	<b>7.95</b>	<b>8.06</b>

# NOTES TO THE CONSOLIDATED FINANCIAL STATEMENTS

for the year ended 31<sup>st</sup> March 2021

## 28 Provisions (Long term)

₹ in Crores

Particulars	31-03-2021	31-03-2020
Provision for Mines Restoration Obligation	32.06	24.03
<b>Total</b>	<b>32.06</b>	<b>24.03</b>

### Notes

(a) The Group provides for the expenses at fair value that are required to restore the mines based on the estimated mineral reserves available and is included in Cost of materials consumed. The unwinding of discount on provision is shown as Finance Costs in the Statement of Profit and Loss.

(b) Movement in Provisions for Mines Restoration Obligation

₹ in Crores

Particulars	31-03-2021	31-03-2020
Carrying amount as at the beginning of the year	24.03	15.69
Add: Provision created during the year	5.31	6.37
Add: Unwinding of discount on provisions	2.72	1.97
<b>Carrying amount as at the end of the year</b>	<b>32.06</b>	<b>24.03</b>

## 29 Deferred Tax Liabilities (net)

Particulars	As at 01-04-2019	MAT Credit (Set off Utilised) / Reversed	Recognised in Profit and Loss	As at 31-03-2020	MAT Credit (Set off Utilised) / Reversed	Recognised in Profit and Loss	As at 31-03-2021
Tax Impact on difference between book depreciation and depreciation under the Income Tax Act, 1961	922.30	-	75.36	997.66	-	116.65	1,114.31
Tax Impact on amortization of intangible assets	0.11	-	(0.05)	0.06	-	(0.06)	-
Tax impact on provision for compensated absences / gratuity	(7.87)	-	(1.31)	(9.18)	-	(1.86)	(11.04)
Tax Impact on carry forward loss / unabsorbed depreciation	(3.47)	-	1.37	(2.10)	-	1.15	(0.95)
Tax impact on impairment allowance for expected credit losses	(2.42)	-	0.11	(2.31)	-	(0.07)	(2.38)
Tax Impact on Lease Accounting as per Ind AS 116	-	-	(0.02)	(0.02)	-	(0.16)	(0.18)
Tax Impact on Asset related subsidy from Government	(0.10)	-	0.02	(0.08)	-	0.02	(0.06)
Unused tax credits (i.e) MAT Credit Entitlement	(36.74)	0.07	(28.12)	(64.93)	(35.84)	19.29	(9.80)
Tax Impact on unrealised profit on assets	(7.12)	-	0.32	(6.80)	-	0.52	(6.28)
Others	(0.51)	-	-	(0.51)	-	-	(0.51)
<b>Total</b>	<b>864.18</b>	<b>0.07</b>	<b>47.68</b>	<b>911.79</b>	<b>(35.84)</b>	<b>135.48</b>	<b>1,083.11</b>

### Reconciliation of Deferred tax Liabilities (Net)

₹ in Crores

Particulars	31-03-2021	31-03-2020
<b>Balance at the beginning of the year</b>	<b>911.79</b>	<b>864.18</b>
Deferred Tax Expense recognised for profit before share of profit of Associates	135.31	47.72
Deferred Tax Expense / (Credit) recognised in share of profit of associates	0.17	(0.04)
MAT Credit Set-off utilised / (reversed) during the year	35.84	(0.07)
<b>Balance at the end of the year</b>	<b>1,083.11</b>	<b>911.79</b>

# NOTES TO THE CONSOLIDATED FINANCIAL STATEMENTS

for the year ended 31<sup>st</sup> March 2021

Components of Tax Expenses		₹ in Crores	
Particulars	31-03-2021	31-03-2020	
<b>(i) Profit or Loss Section</b>			
<b>Current Tax</b>			
Current Income Tax charge	246.22	139.83	
Excess tax provision related to earlier years written back	(1.61)	0.30	
<b>Deferred Tax</b>			
Relating to the origination and reversal of temporary differences	117.12	75.95	
MAT Credit Recognition	(0.59)	(37.55)	
Deferred Tax adjustments of earlier year	18.78	9.32	
<b>Total Tax Expenses recognised in Profit or Loss section</b>	<b>379.92</b>	<b>187.85</b>	
<b>(ii) Other Comprehensive Income Section</b>			
Current Tax credit on remeasurement losses on defined benefit obligations, net	(2.77)	(3.68)	
<b>Total Tax Credit to OCI</b>	<b>(2.77)</b>	<b>(3.68)</b>	
<b>(iii) Total Tax Expenses recognised in Statement of Profit and Loss (i) + (ii)</b>	<b>377.15</b>	<b>184.17</b>	

Reconciliation of the Income tax provision to the amount computed by applying the statutory Income tax rate to the Income before taxes is summarised below:

		₹ in Crores	
Particulars	31-03-2021	31-03-2020	
<b>Accounting Profit before Tax (including OCI)</b>	<b>1,137.50</b>	<b>780.63</b>	
Corporate Tax Rate %	34.944%	34.944%	
<b>Computed Tax Expense</b>	<b>397.49</b>	<b>272.78</b>	
<b>Increase/(reduction) in taxes on account of:</b>			
Tax adjustments of earlier years	17.17	9.62	
Non-deductible expenses	9.54	12.97	
Income exempt / eligible for deduction under chapter VI-A	(43.04)	(110.40)	
Additional allowances / deductions for tax purposes	(4.03)	(0.76)	
Different tax rates / tax adjustments upon consolidation between members of the group	0.02	(0.04)	
<b>Tax Expenses recognised in the Statement of Profit and Loss</b>	<b>377.15</b>	<b>184.17</b>	

## Notes

- The Company provides for taxation based on MAT method (PY: Regular method) during the year.
- Tax adjustments of earlier years represent amount provided for / written back based on recent assessment orders.
- A new Section 115BAA in the Income Tax Act, 1961, vide the Taxation Laws (Amendment) Ordinance 2019, is introduced providing domestic companies a non-reversible option to pay corporate tax at reduced rates effective 01-04-2019 subject to certain conditions. Since new tax regime are not beneficial in view of various deductions, exemptions and MAT Credit Entitlement available under existing tax regime, the Group has not adopted new tax rates for the year and continue to adopt tax rates under existing tax regime. Accordingly, the Group has recognised deferred tax at the existing rates.
- A deferred tax liability in respect of temporary differences related to undistributed profit in subsidiaries has not been recognised because the Group control the dividend policy of its subsidiaries and the management is satisfied that they are not expecting to distribute profit in the foreseeable future.
- The Company has applied Nil rate of tax on undistributed profits of associates and thus has not recognised deferred tax in view of dividends were exempt from tax under the erstwhile Section 10(34) of Income Tax Act, 1961 for the period upto 31-03-2020, or entitlement of deduction computed under Section 80M in respect of inter-corporate dividends, from 01-04-2020.

# NOTES TO THE CONSOLIDATED FINANCIAL STATEMENTS

for the year ended 31<sup>st</sup> March 2021

## 30 Deferred Government Grants (Non-current)

₹ in Crores

Particulars	31-03-2021	31-03-2020
Deferred Government Grant	11.45	12.83
<b>Total</b>	<b>11.45</b>	<b>12.83</b>

### Notes

(a) Deferred Government Grants comprises of -

- (i) Fair value of Interest benefit below market rate of Interest pertaining to Soft Loan from Government is recognised as Deferred Grant and recognised as Grant Income over the useful life of the underlying PPE.
- (ii) Industrial Promotion Assistance (IPA) provided by Department of Industries, Government of Andhra Pradesh towards creation of infrastructure facilities is recognised as 'Grant Income' over the useful life of the underlying PPE.

(b) Movement in Government Grants

₹ in Crores

Particulars	31-03-2021	31-03-2020
As at the beginning of the year	14.21	14.35
Add: Recognition of Deferred Grant - Soft Loan from Government [Refer Note No.26(c)]	-	2.12
Less: Recognised as Grant Income in the Statement of Profit and Loss [Refer Note No.37]	1.38	2.26
<b>Total Deferred Government Grant</b>	<b>12.83</b>	<b>14.21</b>
Less: Current portion of Government Grant [Refer Note No.36]	1.38	1.38
<b>Non-Current Deferred Government Grants</b>	<b>11.45</b>	<b>12.83</b>

## 31 Short Term Borrowings

₹ in Crores

Particulars	31-03-2021	31-03-2020
<b>Secured</b>		
Loan from Banks	170.00	140.00
Current Maturities of Long Term Borrowings [Refer Note No.26]	616.98	328.00
<b>Unsecured</b>		
Loans and advances from Director	2.56	1.39
Loan from Banks	-	260.00
Current Maturities of Long Term Borrowings [Refer Note No.26]	-	63.69
Commercial Papers	149.56	398.67
<b>Total</b>	<b>939.10</b>	<b>1,191.75</b>

### Notes

(a) Short term Borrowings (other than Current maturities of Long term borrowings) are secured by way of first pari passu hypothecation charge on trade receivables and inventories of the Company, present and future. The quarterly returns or statements filed by the Company with the banks or financial institutions are in agreement with the books of accounts

(b) Current maturities of Long term Borrowings comprises of maturities towards:

₹ in Crores

Particulars	31-03-2021	31-03-2020
<b>Secured</b>		
Non-convertible debentures	195.00	-
Term Loan from Banks	421.98	328.00
<b>Unsecured</b>		
Interest free Deferred Sales tax liability	-	63.69
<b>Total</b>	<b>616.98</b>	<b>391.69</b>

The details with regard to nature of security are furnished in Note No.26.

# NOTES TO THE CONSOLIDATED FINANCIAL STATEMENTS

for the year ended 31<sup>st</sup> March 2021

- (c) Loans and advances from Director represents amount due to Chairman and Managing Director, which carry an interest rate linked to SBI one-year Domestic Bulk Term Deposit Interest rate. The interest accrued during the year amounts to ₹ 0.13 Crores (PY: ₹ 0.15 Crores).
- (d) Other Short term borrowings availed during the year carry interest rates ranging from 4% to 7.65% p.a. in respect of Loan from Banks, 7.35% to 9.20% p.a. in respect of Cash credit and 3.25% to 5.30% p.a. in respect of Commercial Papers.
- (e) The Group has used the borrowings from banks and financial institutions for the specific purpose for which it was taken as at the reporting date.
- (f) Refer Note No.56 for information about risk profile of borrowings under Financial Risk Management.

## 31a Lease Liabilities

Particulars	₹ in Crores	
	31-03-2021	31-03-2020
Lease Liabilities [Refer Note No.49]	0.11	0.10
<b>Total</b>	<b>0.11</b>	<b>0.10</b>

## 32 Trade Payables

Particulars	₹ in Crores	
	31-03-2021	31-03-2020
Dues of Micro and Small Enterprises	4.15	14.15
Dues of Creditors other than Micro and Small Enterprises		
- Payables to Related parties [Refer Note No.54(c)(7)]	0.04	1.07
- Others	360.33	327.76
<b>Total</b>	<b>364.52</b>	<b>342.98</b>

### Notes

- (a) The disclosures as per the requirement of The Micro, Small and Medium Enterprises Development Act ,2006 are furnished in Note No.57
- (b) Refer Note No.56 for information about risk profile of Trade payables under Financial Risk Management.

## 33 Other Financial Liabilities

Particulars	₹ in Crores	
	31-03-2021	31-03-2020
Interest accrued	23.75	10.77
Unclaimed dividends	2.45	2.58
Unclaimed Matured Fixed Deposits	0.01	0.01
Security Deposits from		
- Associates [Refer Note No.54(c)(5)]	0.10	0.10
- Other related parties [Refer Note No.54(c)(4)]	0.23	0.23
- Customers	642.18	458.52
- Service providers	5.95	5.14
Payables for Capital Goods	141.57	150.93
Financial Guarantee Obligation [Refer Note No.46]	1.77	2.77
Book overdraft	69.29	33.64
Other payables	3.62	3.52
<b>Total</b>	<b>890.92</b>	<b>668.21</b>

### Notes

- (a) Unclaimed Dividends / Fixed deposits represent amount not due for transfer to Investor Education and Protection Fund.
- (b) The Group has recognised financial guarantee obligation at fair value towards the corporate guarantees issued to the bankers on behalf of Related parties, and the same is recognised as other Income over the tenure of the corporate guarantee.



# NOTES TO THE CONSOLIDATED FINANCIAL STATEMENTS

for the year ended 31<sup>st</sup> March 2021

- (c) The payables for capital goods due to related parties are furnished in Note No.54(c)(7)
- (d) The disclosures as per the requirement of The Micro, Small and Medium Enterprises Development Act, 2006 are furnished in Note No.57.

## 34 Other Current Liabilities

₹ in Crores

Particulars	31-03-2021	31-03-2020
Statutory liabilities payable	68.48	38.22
Deferred Revenue on Software implementation services	0.15	0.18
Advances from / Credit balances with Customers	122.29	64.23
<b>Total</b>	<b>190.92</b>	<b>102.63</b>

### Notes

- (a) Advances / Credit balances with Customers represent contract liabilities for which performance obligations are pending as at the reporting date. These are received in the normal course of business and adjusted against subsequent supplies.
- (b) The Group has applied the exemption specified in Paragraph 121 of Ind AS 115, since all the goods or services supplied by the Group are due for delivery within the next 12 months

## 35 Provisions (Short term)

₹ in Crores

Particulars	31-03-2021	31-03-2020
Provision for Compensated absences [Refer Note No.47]	31.70	26.32
Provision for disputed income tax liabilities	0.71	2.95
<b>Total</b>	<b>32.41</b>	<b>29.27</b>

### Notes

- (a) The Group provides for expenses towards compensated absences provided to its employees. The expense is recognized at the present value of the amount payable determined based on an independent external actuarial valuation as at the Balance Sheet date, using Projected Unit Credit method.

- (b) Movement in Provisions for compensated absences

₹ in Crores

Particulars	31-03-2021	31-03-2020
Carrying amount as the beginning of the year	26.32	22.58
Add: Current Service Cost	1.26	0.97
Add: Interest Cost	1.64	1.65
Add: Actuarial Loss	5.72	3.38
Less: Benefits paid	3.24	2.26
<b>Carrying amount as at the end of the year</b>	<b>31.70</b>	<b>26.32</b>

- (c) The Group provides for income tax liability based on the various disallowances in the assessments.

- (d) Movement in Provisions for disputed income tax liabilities

₹ in Crores

Particulars	31-03-2021	31-03-2020
Carrying amount as the beginning of the year	2.95	2.88
Add: Provision reclassified from Liabilities for current tax	-	0.07
Less: Tax adjustments based on Vivas Se Viswas Scheme	0.63	-
Less: Excess tax provision written back during the year	1.61	-
<b>Carrying amount as at the end of the year</b>	<b>0.71</b>	<b>2.95</b>

# NOTES TO THE CONSOLIDATED FINANCIAL STATEMENTS

for the year ended 31<sup>st</sup> March 2021

## 36 Deferred Government Grants (Current)

₹ in Crores

Particulars	31-03-2021	31-03-2020
Deferred Government Grants [Refer Note No.30]	1.38	1.38
<b>Total</b>	<b>1.38</b>	<b>1.38</b>

## 36a Liabilities for Current tax

₹ in Crores

Particulars	31-03-2021	31-03-2020
Provision for Current tax (net of provision for tax)	0.01	-
<b>Total</b>	<b>0.01</b>	<b>-</b>

**Note:** Provision for current tax is after netting of advance tax / TDS / Self Assessment Tax of ₹ 208.74 Crores (PY: ₹ 138.95 Crores).

## 37 Revenue from Operations

₹ in Crores

Particulars	31-03-2021	31-03-2020
<b>Sale of Products</b>		
<b>Domestic Sales</b>		
Cement	5,123.86	5,126.96
Dry Mortar Products	29.70	30.59
Ready Mix Concrete	11.92	14.16
<b>Export Sales</b>		
Cement - Direct Exports	0.02	1.86
Cement - Deemed Exports	15.86	16.83
Cement - Sale through Foreign branch	7.34	95.02
<b>Other Operating Revenue</b>		
Sale of power generated from Windmills	69.50	72.42
Income from Manpower supply services	1.64	1.22
Income from Information technology services	7.82	5.28
Scrap Sales	14.00	11.98
Industrial Promotion Assistance	7.96	10.72
Deferred Grant Income [Refer Note No.30]	1.38	2.26
<b>Total</b>	<b>5,291.00</b>	<b>5,389.30</b>

### Notes

(a) The disaggregation of revenue as required under Ind AS 115 is given below

₹ in Crores

Particulars	31-03-2021	31-03-2020
Gross Revenue from Operations	7,536.82	7,905.50
Less: Rebates & Discounts	778.02	1,050.33
Less: GST	1,467.80	1,465.87
<b>Revenue from Operations (net of GST)</b>	<b>5,291.00</b>	<b>5,389.30</b>

(b) The Group has generated 24.69 Crore units (PY: 26.27 Crore units) net of wheeling and banking at windfarms for a monetary value of ₹ 69.50 Crores (PY: ₹ 72.42 Crores). Refer Note No.21(c) for information relating to changes in entity's contract assets.

(c) Income recognised as Industrial Promotion Assistance represents amount receivable from Government of Andhra Pradesh under IDP 2015-20 Scheme.

(d) The Group's Revenue from sale of products is recognised upon transfer of control of such products to the customer at a point in time. Revenue from windmills is recognised upon transmission of energy to the grids of state electricity boards. Revenue from Information Technology Services are recognised over time using an input method, since the customer simultaneously receives and consumes the benefit provided by the Group. Revenue from Manpower supply services are recognised at a point in time on a man-month basis as and when the services are rendered as per the agreed terms.

(e) No single customer contributed 10% or more to the Group's revenue for the year ended 31-03-2021 and 31-03-2020

# NOTES TO THE CONSOLIDATED FINANCIAL STATEMENTS

for the year ended 31<sup>st</sup> March 2021

## 38 Other Income

₹ in Crores

Particulars	31-03-2021	31-03-2020
Interest Income	9.17	11.85
Dividend Income	0.07	0.08
Sundry Receipts	7.11	8.76
Lease Rental Receipts	9.90	10.32
Carbon Credit sales	-	0.19
Gain on Exchange Difference (net)	3.82	2.13
Fair value gain on Mutual Funds	0.21	-
Profit on Sale of Property, plant and equipment & Investment Property (net)	0.09	0.17
<b>Total</b>	<b>30.37</b>	<b>33.50</b>

### Notes

- (a) Interest Income include interest on overdue outstandings by TANGEDCO - Nil (PY: ₹ 2.27 Crores). Interest Income comprises of amount recognised as income from financial assets that are measured at Amortized Cost calculated using effective interest rate method.
- (b) Dividend Income comprises of amount received towards securities measured at:

₹ in Crores

Particulars	31-03-2021	31-03-2020
- Fair value through Profit and Loss (FVTPL)	0.04	0.05
- Fair value through Other Comprehensive Income (FVTOCI)	0.03	0.03
<b>Total</b>	<b>0.07</b>	<b>0.08</b>

- (c) Sundry Receipts include Duty Drawback from Customs towards Exports of ₹ 0.02 Crores (PY: ₹ 0.61 Crores) and fair value recognition of financial guarantee contracts of ₹ 1 Crore (PY: ₹ 1.04 Crore).
- (d) The disclosures pertaining to lease rental receipts as required under Ind AS 116 are disclosed in Note No.49.

## 39 Cost of Materials Consumed

₹ in Crores

Particulars	31-03-2021	31-03-2020
Lime stone	275.31	350.76
Freight & Handling - Inter unit clinker transfer	161.83	223.09
Pozzolona Material	103.42	106.59
Gypsum	65.25	65.50
Purchased Clinker	101.86	80.35
Aggregates	23.31	16.72
Other Additives	71.96	63.43
Material handling expenses	15.90	14.71
<b>Total</b>	<b>818.84</b>	<b>921.15</b>

## 40 Changes in Inventories of Finished goods and Work-in-progress

₹ in Crores

Particulars	31-03-2021	31-03-2020
<b>Closing Stock</b>		
Finished Goods	34.91	67.48
Work-in-progress	39.82	53.77
	<b>74.73</b>	<b>121.25</b>
<b>Opening stock</b>		
Finished Goods	67.48	33.85
Work-in-progress	53.77	40.01
	<b>121.25</b>	<b>73.86</b>
<b>Total</b>	<b>46.52</b>	<b>(47.39)</b>

# NOTES TO THE CONSOLIDATED FINANCIAL STATEMENTS

for the year ended 31<sup>st</sup> March 2021

## 41 Employee Benefits Expense

₹ in Crores

Particulars	31-03-2021	31-03-2020
Salaries and Wages	331.05	299.23
Workmen and Staff welfare	35.33	34.84
Contribution to Provident Fund and other funds [Refer Note No.47]	40.87	35.67
Employee Stock Options Expense [Refer Note No.48]	19.54	21.52
<b>Sub-total</b>	<b>426.79</b>	<b>391.26</b>
Less: Amount recognised in Other Comprehensive Income	8.04	10.66
<b>Total</b>	<b>418.75</b>	<b>380.60</b>

### Notes

- (a) Amount recognised in Other Comprehensive Income represent remeasurement losses on defined benefit obligations i.e. Gratuity fund, recognised in OCI
- (b) Refer Note No.47 for disclosures pertaining to defined contribution plan and defined benefit obligations under Ind AS 19.

## 42 Finance Costs

₹ in Crores

Particulars	31-03-2021	31-03-2020
Interest on Term loans	46.11	60.78
Interest on Debentures	32.77	5.20
Interest expense on lease liabilities [Refer Note No.49]	0.19	0.19
Others	8.55	5.97
<b>Total</b>	<b>87.62</b>	<b>72.14</b>

### Notes

- (a) Interest on Term loans and Debentures represent interest calculated using the effective interest rate method.
- (b) The above Finance Costs is net of capitalised portion of ₹ 100.25 Crores (PY: ₹ 82.97 Crores) attributable to the qualifying assets.
- (c) Others include unwinding of discounts on provisions of ₹ 2.72 Crores (PY: ₹ 1.97 Crores)
- (d) Refer Note No.56 for information about Interest rate risk exposure under Financial Risk Management.

## 43 Depreciation & Amortisation Expense

₹ in Crores

Particulars	31-03-2021	31-03-2020
Depreciation on Property, Plant & Equipment [Refer Note No.6]	340.71	283.60
Depreciation on Investment Property [Refer Note No.8]	2.01	2.05
Amortization of Intangible Assets [Refer Note No.9]	22.13	32.02
<b>Sub-total</b>	<b>364.85</b>	<b>317.67</b>
Less: Depreciation adjustments [Refer Notes below]	8.29	1.13
<b>Total</b>	<b>356.56</b>	<b>316.54</b>

### Notes

Depreciation adjustments comprise -

- (a) Amount transferred to Capital Work-in-progress of ₹ 2 Crores (PY: ₹ 1.13 Crores) since future economic benefits embodied in an assets are absorbed in producing other assets.
- (b) Amount transferred to Claims receivable of ₹ 6.29 Crores by way of reversal of the concerned asset, which was earlier capitalised as part of cost of asset being CENVAT reversed under protest in the earlier years, owing to receipt of favorable order from the Appellate Authority

# NOTES TO THE CONSOLIDATED FINANCIAL STATEMENTS

for the year ended 31<sup>st</sup> March 2021

## 44 Other Expenses

₹ in Crores

Particulars	31-03-2021	31-03-2020
<b>Manufacturing Expenses</b>		
Packing Materials consumption	187.49	211.21
Stores and Spares consumption	61.81	69.51
Repairs to Plant and equipments	83.61	85.58
Repairs to Buildings	13.91	16.51
Repairs to Vehicles and locomotives	7.92	10.40
General repairs	0.10	0.24
<b>Establishment Expenses</b>		
Managing Director Remuneration	59.66	40.91
IT & Communication expenses	19.34	19.35
Insurance [Refer Note (a) below]	21.79	11.77
General Administration Expenses	4.32	4.63
Travelling expenses	19.17	32.36
Training & Development Expenses	0.13	2.35
Filing & Registration Fees	0.28	0.22
Lease Rent [Refer Note (b) below]	13.81	13.70
Miscellaneous Expenses	5.24	10.54
Legal and Consultancy expenses	9.96	9.14
Bank Charges	0.49	1.25
Audit Fees and Expenses [Refer Note (c) below]	0.53	0.51
Security Charges	26.49	20.87
Board Meeting expenses	0.01	0.08
Directors' Sitting fees	0.57	0.58
Donations	9.29	21.00
CSR expenditure [Refer Note (d) below]	18.01	14.99
Rates and taxes	12.42	16.82
<b>Selling and Distribution Expenses</b>		
Advertisement expenses	21.44	108.79
Sales Promotion expenses	19.57	61.92
Selling Agents' Commission	15.39	19.86
Other Selling expenses	2.50	3.41
Impairment allowance for trade receivables	0.31	0.14
Bad Debts written off	2.27	-
<b>Total</b>	<b>637.83</b>	<b>808.64</b>

### Notes

- (a) Insurance for 2020-21 include ₹ 6.29 Crores towards increase in premium rate pertaining to Industrial All Risk Policy and ₹ 1.99 Crores (PY: Nil) towards medical and life cover for employees in view of pandemic caused by COVID 19.
- (b) The disclosures pertaining to lease rent as required under Ind AS 116 are disclosed in Note No.49.



# NOTES TO THE CONSOLIDATED FINANCIAL STATEMENTS

for the year ended 31<sup>st</sup> March 2021

(c) Audit Fees and Expenses (net of tax credits)

₹ in Crores

Particulars	31-03-2021	31-03-2020
<b>Statutory Auditors</b>		
- Statutory Audit [include Foreign Branch Audit fees of ₹ 0.01 Crores (PY: ₹ 0.01 Crores)]	0.28	0.28
- Other Certification work	0.11	0.06
- Reimbursement of Expenses	0.00	0.03
<b>Tax Auditors</b>		
- Tax Audit	0.04	0.04
- Other Certification work	0.00	0.00
- Reimbursement of Expenses	0.00	0.00
<b>Cost Auditors</b>		
- Cost Audit	0.05	0.05
- Reimbursement of Expenses	0.00	0.00
<b>Secretarial Auditors</b>		
- Secretarial Audit	0.05	0.04
- Reimbursement of Expenses	0.00	0.01
<b>Total</b>	<b>0.53</b>	<b>0.51</b>

(d) The details of related party transactions in relation to CSR Expenditure are furnished in Note No.54(a)(21)

## 45. Contingent Liabilities

₹ in Crores

Particulars	31-03-2021	31-03-2020
Guarantees given by the bankers on behalf of Group	158.53	150.46
Demands / Claims not acknowledged as Debts in respect of matters in appeals by		
- Parent	748.46	736.45
- Parent's share in Associates	26.21	25.20

## 46. Financial guarantees

₹ in Crores

Particulars	31-03-2021	31-03-2020
<b>Guarantees given to banks to avail loan facilities by Related parties:</b>		
- Raja Charity Trust	100.00	100.00

### Notes

- (a) There were no fresh guarantees given on behalf of related parties during the year.
- (b) The loan balance with Banks by the related party, on the strength of the above Corporate Guarantees given by the Group are furnished below:

₹ in Crores

Particulars	31-03-2021	31-03-2020
Raja Charity Trust	13.07	20.40

- (c) The related parties are prompt in servicing the above loans.

# NOTES TO THE CONSOLIDATED FINANCIAL STATEMENTS

for the year ended 31<sup>st</sup> March 2021

## 47. As per Ind AS 19, the disclosures pertaining to “Employee Benefits” are given below:

### Defined Contribution Plan

₹ in Crores

Particulars	31-03-2021	31-03-2020
Employer’s Contribution to Provident Fund	17.79	16.78
Employer’s Contribution to National Pension System (NPS)	1.52	1.37
Employer’s Contribution to Superannuation Fund	9.74	8.92

### Defined Benefit Plan – Gratuity

The Gratuity payable to employees is based on the employee’s service and last drawn salary at the time of leaving the services of the Group and is in accordance with the rules of the Group read with Payment of Gratuity Act 1972. This is a defined benefit plan in nature. The Group makes annual contributions to “The Ramco Cements Limited Employees’ Gratuity Fund” administered by trustees and managed by LIC of India / HDFC Life Insurance, based on the Actuarial Valuation by an independent external actuary as at the Balance Sheet date using Projected Unit Credit method. The Group has the exposure of actuarial risk such as adverse salary growth, change in demographic experience, inadequate return on underlying plan assets. This may result in an increase in cost of providing these benefits to employees in future. Since the benefits are lump sum in nature, the plan is not subject to any longevity risks.

### Defined Benefit Plan (Gratuity) and Other Long term benefits (Compensated Absences)

#### Reconciliation of Opening and Closing balances of Present Value of Obligation

₹ in Crores

Particulars	Gratuity Plan (Funded)		Compensated Absences (Un-funded)	
	31-03-2021	31-03-2020	31-03-2021	31-03-2020
As at the beginning of the year	67.36	57.51	26.32	22.58
Current Service Cost	4.18	3.37	1.26	0.97
Past Service Cost	-	(-) 5.10	-	-
Interest Cost	4.39	4.36	1.64	1.65
Actuarial Loss	7.58	10.02	5.72	3.38
Benefits paid	(-) 4.00	(-) 2.80	(-) 3.24	(-) 2.26
As at the end of the year	79.51	67.36	31.70	26.32

#### Reconciliation of Opening and Closing balances of Fair Value of Plan Assets

₹ in Crores

Particulars	Gratuity Plan (Funded)		Compensated Absences (Un-funded)	
	31-03-2021	31-03-2020	31-03-2021	31-03-2020
As at the beginning of the year	67.36	57.51	-	-
Expected Return on Plan Assets	4.79	4.69	-	-
Actuarial (Loss) / Gain	(-) 0.46	(-) 0.64	-	-
Employer contribution	11.82	8.60	3.24	2.26
Benefits paid	(-) 4.00	(-) 2.80	(-) 3.24	(-) 2.26
As at the end of the year	79.51	67.36	-	-

### Actual Return on Plan Assets

₹ in Crores

Particulars	Gratuity Plan (Funded)		Compensated Absences (Un-funded)	
	31-03-2021	31-03-2020	31-03-2021	31-03-2020
Expected Return on Plan Assets	4.79	4.69	-	-
Actuarial (Loss) / Gain on Plan Assets	(-) 0.46	(-) 0.64	-	-
Actual Return on Plan Assets	4.33	4.05	-	-

# NOTES TO THE CONSOLIDATED FINANCIAL STATEMENTS

for the year ended 31<sup>st</sup> March 2021

## Reconciliation of Fair Value of Assets and Obligations

₹ in Crores

Particulars	Gratuity Plan (Funded)		Compensated Absences (Un-funded)	
	31-03-2021	31-03-2020	31-03-2021	31-03-2020
Fair Value of Plan Assets	79.51	67.36	-	-
Present value of Obligation	79.51	67.36	31.70	26.32
Difference	-	-	31.70	26.32
Amount recognized in Balance Sheet	-	-	31.70	26.32

## Expenses recognized in the Statement of Profit and Loss

₹ in Crores

Particulars	Gratuity Plan (Funded)		Compensated Absences (Un-funded)	
	31-03-2021	31-03-2020	31-03-2021	31-03-2020
Current Service Cost	4.18	3.37	1.26	0.97
Net Interest on obligations	(-) 0.40	(-) 0.33	1.64	1.65
Actuarial Loss / (Gain) recognised during the year	-	-	5.72	3.38
Past service cost	-	(-) 5.10	-	-
Expenses recognised in Profit and Loss Section	3.78	(-) 2.06	8.62	6.00
Actuarial changes arising from:				
- Experience adjustments on Plan liabilities	1.63	3.04	-	-
- Experience adjustments on Plan Assets	0.44	0.62	-	-
- Changes in financial assumptions	5.97	7.00	-	-
- Changes in demographic assumptions	-	-	-	-
Expenses recognised in OCI	8.04	10.66	-	-
Amount recognised in Total Comprehensive Income	11.82	8.60	8.62	6.00

## Investment Details

₹ in Crores

Particulars	Gratuity Plan (Funded)		Compensated Absences (Un-funded)	
	31-03-2021	31-03-2020	31-03-2021	31-03-2020
Funds with Insurers	63.45	55.01	-	-
Bank balance	11.36	8.20	-	-
Interest, IT refund receivable and Others	4.70	4.15	-	-
<b>Total</b>	<b>79.51</b>	<b>67.36</b>	<b>-</b>	<b>-</b>

## Actuarial assumptions

Particulars	Gratuity Plan (Funded)		Compensated Absences (Un-funded)	
	31-03-2021	31-03-2020	31-03-2021	31-03-2020
LIC 1996-98 Table applied for service mortality rate	Yes	Yes	Yes	Yes
Discount rate p.a	6.92% to	6.69% to	6.92% to	6.69% to
Expected rate of Return on Plan Assets p.a	6.96%	6.71%	6.96%	6.71%
Rate of escalation in salary p.a	4.5% to 5%	4.00%	4.5% to 5%	4.00%
Rate of Employee turnover	1% to 3%	1% to 3%	1% to 3%	1% to 3%

## Estimate of Expected Benefit Payments

₹ in Crores

Particulars	Gratuity Plan (Funded)		Compensated Absences (Un-funded)	
	31-03-2021	31-03-2020	31-03-2021	31-03-2020
Year 1	7.74	2.00	2.32	0.68
Year 2	6.57	9.10	1.66	2.46
Year 3	4.21	4.39	1.24	1.21
Year 4	6.15	4.93	1.71	1.18
Year 5	3.51	5.34	1.02	1.85
Next 5 years	35.89	29.08	12.91	10.11

# NOTES TO THE CONSOLIDATED FINANCIAL STATEMENTS

for the year ended 31<sup>st</sup> March 2021

₹ in Crores

Gratuity Plan (Funded)	31-03-2021	31-03-2020
Enterprise's best estimate of contribution during next 12 months	12.50	7.69
Average Duration of defined benefit obligations (in years)	10.90	10.70

## Quantitative Sensitivity Analysis for significant assumptions

₹ in Crores

Particulars	Gratuity Plan (Funded)		Compensated Absences (Un-funded)	
	31-03-2021	31-03-2020	31-03-2021	31-03-2020
0.50% Increase in Discount Rate	75.64	64.15	29.56	24.68
0.50% Decrease in Discount Rate	83.73	70.86	33.15	27.60
0.50% Increase in Salary Growth Rate	83.83	70.98	33.18	27.63
0.50% Decrease in Salary Growth Rate	75.51	64.01	29.52	24.64
0.50% Increase in Attrition Rate	80.35	68.31	31.64	26.50
0.50% Decrease in Attrition Rate	78.60	66.36	30.88	25.63

The above sensitivity analysis is based on a change in an assumption while holding all other assumptions constant. When calculating the sensitivity of the defined benefit obligation to significant actuarial assumptions the same method (projected unit credit method) has been applied as when calculating the defined benefit obligation recognised within the Balance Sheet.

## 48. Disclosures pertaining to Share Based Payments as per Ind AS 102

### (a) ESOS Schemes

The Group instituted Employee Stock Option Schemes (ESOS 2018) approved by shareholders at the Annual General Meeting held on 03-08-2018. The Board of Directors and Nomination & Remuneration Committee granted 5,15,600 options and 2,00,000 options to its eligible employees under various plan in different tranches at its meeting held on 07-08-2019 and 09-09-2020 respectively. Each option entitles the option holder thereof to apply for one equity share of the company, upon satisfaction of performance condition during the vesting period and payment of exercise price during the exercise period. Options are granted for no consideration and carries no dividend or voting rights. There are no market conditions attached to the grant / vesting of options. The Group has recognized ₹ 19.54 Crores (PY: ₹ 21.52 Crores) as Employee stock options expense towards equity-settled share based transactions. There are no cash settlement options alternatives. The details of tranches under each of the plan under ESOS 2018 Scheme are tabled below:

Particulars	PLAN-A		PLAN-B	
	Tranche-1	Tranche-2	Tranche-1	Tranche-2
No. of Options granted	2,31,000	1,00,000	2,84,600	1,00,000
Vesting Plan	100% vesting at the end of 1 <sup>st</sup> year			
Exercise Period	Before 31 <sup>st</sup> December of succeeding FY from the date of vesting			
Grant Date	21 <sup>st</sup> August 2019	9 <sup>th</sup> Sep 2020	21 <sup>st</sup> August 2019	9 <sup>th</sup> Sep 2020
Vesting Date	6 <sup>th</sup> August 2020	8 <sup>th</sup> Sep 2021	6 <sup>th</sup> August 2020	8 <sup>th</sup> Sep 2021
Exercise Price (₹ per Share)	1	1	100	100
Fair value of option on the date of grant (ln ₹)	707.08	694.22	614.54	601.92
Method of Settlement	Equity-Settled option			

### (b) Movement of Options granted along with Weighted Average Exercise Price (WAEP)

ln ₹

Particulars	31-03-2021		31-03-2020	
	No. of Options	WAEP / Share	No. of Options	WAEP / Share
Outstanding at the beginning of the year	5,15,600	55.65	-	-
Granted during the year	2,00,000	50.50	5,15,600	55.65
Exercised during the year	3,13,165	50.63	-	-
Forfeited during the year	-	-	-	-
Outstanding at the end of the year	4,02,435	56.99	5,15,600	55.65
Exercisable at the end of the year	2,02,435	63.40	-	-

# NOTES TO THE CONSOLIDATED FINANCIAL STATEMENTS

for the year ended 31<sup>st</sup> March 2021

For the options outstanding at the end of the period, the exercise prices range from ₹ 1/- per share to ₹ 100/- per share and the weighted average remaining contractual life as at 31<sup>st</sup> March 2021 is 161 days (PY: 128 days.)

## (c) Fair Valuation of Employee Stock Options

The Weighted average fair value of the options granted during the year is ₹ 648.07 per share (PY: ₹ 656/- per share). The fair value of options has been done on the date of grant by an independent firm of chartered accountants using the Black-Scholes Model. The key assumptions in the Black-Scholes model for calculating fair value as on the date of grant under each of the Plans under ESOS 2018 is given below:

Particulars	Tranche-1	Tranche-2
Market Price of the underlying asset – ₹ Per share	₹ 710.90 as at 21 <sup>st</sup> August 2019	₹ 698.15 as at 9 <sup>th</sup> September 2020
Risk Free Rate	7% p.a.	
Option Life	Vesting period of 352 days	Vesting period of 1 year (365 days)
Expected Volatility	10%	
Dividend Yield	0.42%	0.43%

Expected Volatility is based on historical volatility of the observed market prices on National Stock Exchange up to the grant date.

## 49. Disclosures on Leases

### GROUP AS A LESSEE

#### Nature of leasing activities

The Group has entered into operating lease on certain assets i.e land and building. Lease rentals are determined based on agreed terms. There is escalation clause in certain lease agreements after a specified period and no restriction imposed by the lease arrangements.

#### Maturity analysis of lease liabilities

₹ in Crores

Particulars	31-03-2021	31-03-2020
Not later than one year	0.91	0.91
One to five years	3.80	3.80
More than five years	12.08	12.58
<b>Total Undiscounted lease liabilities as at 31<sup>st</sup> March</b>	<b>16.79</b>	<b>17.29</b>

#### Other disclosures as required by Ind AS 116

₹ in Crores

Particulars	31-03-2021	31-03-2020
Depreciation charge for Right-of-use asset	0.67	0.47
Interest on lease liabilities	0.81	0.50
Expenses relating to short-term leases	13.81	13.70
Income from sub-leasing right-of-use assets	-	-
Total cash outflow for leases including principal and interest	0.91	0.45
Additions to Right-of-use assets upon transition to Ind AS 116	-	14.95
Carrying amount of Right-of-use assets at 31 <sup>st</sup> March	13.81	14.48

#### Notes

- Depreciation charge for Right-of-Use Asset include capitalized portion of ₹ 0.38 Crores (PY: ₹ 0.19 Crores) and Interest on lease liabilities include capitalized portion of ₹ 0.62 Crores (PY: ₹ 0.31 Crores).
- Expenses relating to Short-term lease include leases whose lease term ends within 12 months and leases whose non-cancellable period is less than 12 months, irrespective of the actual tenure agreed as per the arrangement.



# NOTES TO THE CONSOLIDATED FINANCIAL STATEMENTS

for the year ended 31<sup>st</sup> March 2021

## GROUP AS A LESSOR

The Group has entered into operating leases i.e Land & Building. The Group has not entered into any Finance leases. Future minimum rental receivable under non-cancellable operating leases as at the reporting date is given below:

₹ in Crores

Particulars	31-03-2021	31-03-2020
Not later than one year	9.47	9.25
One to five years	17.32	26.43
More than five years	7.17	7.90

## 50. Disclosure of Interests in Subsidiary

Name of the entity	Place of Business / Country of Incorporation	Principal activities of Business
Ramco Windfarms Limited (RWL)	India	Generation of power through windmills
Ramco Industrial and Technology Services Limited (RITSL)	India	Manpower Supply, Transportation of goods by Road and Information Technology services

Particulars	RWL		RITSL	
	31-03-2021	31-03-2020	31-03-2021	31-03-2020
Ownership interest held by the Group	71.50%	71.50%	94.11%	94.11%
Non-controlling Interest (NCI)	28.50%	28.50%	5.89%	5.89%

₹ in Crores

Non-controlling interest (NCI)	RWL		RITSL	
	31-03-2021	31-03-2020	31-03-2021	31-03-2020
Accumulated balances of NCI	5.49	4.90	0.82	0.74
Profit / (Loss) & OCI allocated to NCI	0.59	0.90	0.08	0.04
Dividend paid to NCI	-	-	-	-

The summarised financial information of subsidiaries is as below:

₹ in Crores

Particulars	RWL		RITSL (Consolidated)	
	31-03-2021	31-03-2020	31-03-2021	31-03-2020
<b>Balance sheet</b>				
Non-current assets	39.79	42.14	17.85	16.64
Current assets	2.17	2.86	5.59	4.89
<b>Total Assets</b>	<b>41.96</b>	<b>45.00</b>	<b>23.44</b>	<b>21.53</b>
Non-current liabilities	16.83	21.72	6.30	7.40
Current liabilities	5.88	6.11	3.08	1.49
<b>Total Liabilities</b>	<b>22.71</b>	<b>27.83</b>	<b>9.38</b>	<b>8.89</b>
<b>Total Equity</b>	<b>19.25</b>	<b>17.17</b>	<b>14.06</b>	<b>12.64</b>
<b>Profit and Loss</b>				
Revenue	13.13	14.38	36.99	40.93
Profit / (Loss) for the year	2.08	3.15	1.71	0.59
Other comprehensive income	-	-	(0.30)	0.20
<b>Total comprehensive Income</b>	<b>2.08</b>	<b>3.15</b>	<b>1.41</b>	<b>0.79</b>
<b>Summarised Cash flow</b>				
Cash flows from operating activities	7.14	8.93	0.41	(0.79)
Cash flows from investing activities	(0.27)	(0.10)	(0.41)	(0.01)
Cash flows from financing activities	(7.45)	(8.35)	(0.18)	0.98
<b>Net Increase/(Decrease) in cash &amp; cash equivalents</b>	<b>(0.58)</b>	<b>0.48</b>	<b>(0.18)</b>	<b>0.18</b>

# NOTES TO THE CONSOLIDATED FINANCIAL STATEMENTS

for the year ended 31<sup>st</sup> March 2021

## 51. Disclosure of Interests in Associates accounted under equity method

Name of the Associates	% of Effective shareholding	
	31-03-2021	31-03-2020
Ramco Industries Limited	15.56%	15.56%
Ramco Systems Limited	19.49%	19.56%
Rajapalayam Mills Limited	0.61%	0.61%
Madurai Trans Carrier Limited	29.86%	29.86%
Lynks Logistics Limited	41.79%	46.43%

**Note:** The % of effective shareholding comprise direct & indirect holding by the group

Classification of Associates	Principal Place of Business / Country of Incorporation	Principal activities of Business
<b>Material Associates</b>		
Ramco Industries Limited (RIL)	India	Manufacturer of Building materials
Ramco Systems Limited (RSL)	India	Software development
Rajapalayam Mills Limited (RML)	India	Manufacturer of cotton yarn
Lynks Logistics Limited (LLL)	India	Goods transport services and retail distributor for FMCG products
<b>Immaterial Associate</b>		
Madurai Trans Carrier Limited (MTCL)	India	Aircraft charter services

### Summarised financial information for Associates

The summarised consolidated financial statements of the material associates are as below: ₹ in Crores

Balance sheet	Non-current Assets	Investment in Associates	Current Assets	Non-current Liabilities	Current Liabilities	Total Equity
<b>As at 31-03-2021</b>						
Ramco Industries Limited	566.13	2,770.69	663.92	72.05	444.71	3,483.98
Ramco Systems Limited	484.36	1.53	455.23	93.08	193.20	654.84
Rajapalayam Mills Limited	629.18	1,689.90	251.82	310.62	370.07	1,890.21
Lynks Logistics Limited	30.34	-	19.66	-	10.66	39.34
<b>As at 31-03-2020</b>						
Ramco Industries Limited	531.54	2,571.07	610.59	52.29	451.54	3,209.37
Ramco Systems Limited	537.02	1.50	439.53	89.12	281.03	607.90
Rajapalayam Mills Limited	638.18	1,561.82	232.09	331.45	313.20	1,787.44
Lynks Logistics Limited	23.14	-	9.22	-	5.79	26.57

**Note:** The above financial information is further amended to determine the effects of reciprocal interest amongst the associates and to arrive the share of interest in associates thereafter.

₹ in Crores

Profit and Loss	RIL		RSL	
	31-03-2021	31-03-2020	31-03-2021	31-03-2020
Total Revenue	1,233.85	1,014.93	626.31	568.92
Profit before tax	175.09	103.35	107.88	33.71
Tax expenses	59.16	34.42	51.22	22.80
Profit after tax	115.93	68.93	56.66	10.91
Share of profit in Associate / Minority Interest	162.82	100.57	(0.92)	(0.74)
Other Comprehensive Income	10.54	(3.61)	(11.27)	17.15
Total Comprehensive Income	289.29	165.89	44.47	27.32

**Note:** The above financial information is further amended to determine the effects of reciprocal interests amongst the associates and to arrive the share of interest in associates thereafter.

# NOTES TO THE CONSOLIDATED FINANCIAL STATEMENTS

for the year ended 31<sup>st</sup> March 2021

₹ in Crores

Profit and Loss	RML		LLL	
	31-03-2021	31-03-2020	31-03-2021	31-03-2020
Total Revenue	418.36	365.07	79.70	67.62
Profit before tax	(49.07)	(17.72)	(28.01)	(31.19)
Tax expenses	(11.68)	(5.10)	(7.27)	(8.11)
Profit after tax	(37.39)	(12.62)	(20.74)	(23.08)
Share of profit in Associate / Minority Interest	138.58	103.36	-	-
Other Comprehensive Income	0.95	(0.97)	(0.03)	0.07
Total Comprehensive Income	102.14	89.77	(20.77)	(23.01)

**Note:** The above financial information is further amended to determine the effects of reciprocal interests amongst the associates and to arrive the share of interest in associates thereafter.

## Fair value of Investments in respect of quoted associates

₹ in Crores

Name of the Associates	31-03-2021	31-03-2020
Ramco Industries Limited	345.51	153.74
Ramco Systems Limited	316.97	43.90
Rajapalayam Mills Limited	1.83	1.28

## Share of contingent liabilities in respect of associates

₹ in Crores

Name of the Associates	31-03-2021	31-03-2020
Ramco Industries Limited	10.01	7.29
Ramco Systems Limited	15.37	17.07
Rajapalayam Mills Limited	0.05	0.06
Lynks Logistics Limited	-	-
Madurai Trans Carrier Limited	0.78	0.78

## Reconciliation to the carrying amount of investment in associates

₹ in Crores

Profit and Loss	RIL		RSL	
	31-03-2021	31-03-2020	31-03-2021	31-03-2020
Entity's TCI	289.29	165.89	44.47	27.32
Entity's Adjusted TCI	133.24	61.52	44.47	27.32
Effective shareholding %	15.56%	15.56%	19.49%	19.56%
Associates share of TCI	20.74	9.58	8.66	5.34
Less: Unrealised profit on inter-company transactions (net of tax)	0.06	0.06	0.14	0.53
Amount recognised in P & L	20.68	9.52	8.52	4.81
<b>Reconciliation</b>				
Opening Carrying amount	102.32	94.08	131.27	125.93
Add: Acquisition of shares during the year	-	-	-	-
Add: Associates share of TCI	20.74	9.58	8.66	5.34
Less: Dividend received	1.34	1.34	-	-
Net Carrying amount	121.72	102.32	139.93	131.27

# NOTES TO THE CONSOLIDATED FINANCIAL STATEMENTS

for the year ended 31<sup>st</sup> March 2021

₹ in Crores

Profit and Loss	RML		LLL	
	31-03-2021	31-03-2020	31-03-2021	31-03-2020
Entity's TCI	102.14	89.77	(20.77)	(23.01)
Entity's Adjusted TCI	(24.85)	6.46	(20.77)	(23.01)
Effective shareholding %	0.62%	0.61%	41.79%	46.43%
Associates share of TCI [Refer Note(c) below]	(0.16)	0.04	(8.64)	(10.63)
Less: Unrealised profit on inter-company transactions (net of tax)	-	-	-	-
Amount recognised in P & L	(0.16)	0.04	(8.64)	(10.63)
<b>Reconciliation</b>				
Opening Carrying amount	1.41	1.38	11.28	6.91
Add: Acquisition of shares during the year	-	-	9.95	15.00
Add: Associates share of TCI	(0.16)	0.04	(8.64)	(10.63)
Less: Dividend received	-	0.01	-	-
Net Carrying amount	1.25	1.41	12.59	11.28

## Notes

- (a) Adjusted TCI represents total comprehensive income of the entity after eliminating effects of reciprocal interests and unrealised profits.
- (b) Effective shareholding represents the aggregate of direct holding and indirect holding through fellow associates.
- (c) The Group has unrecognised loss of ₹ 0.04 Crores (PY: ₹ 0.05 Crores) in respect of Lynks Logistics Limited for the year ended 31-03-2021

The Group's aggregate share of profit and other comprehensive income in its individually immaterial associate are furnished below:

₹ in Crores

Aggregate amounts of Group's share of :	31-03-2021	31-03-2020
Profit after tax	-	(0.08)
Other Comprehensive Income	-	(0.00)
Total comprehensive Income	-	(0.08)

## 52. Earnings per Share

₹ in Crores

Particulars	31-03-2021	31-03-2020
<b>Basic Earnings Per Share</b>		
Net profit after tax (A)	783.64	604.14
Weighted average number of Equity shares including un-allotted Bonus shares after deducting treasury shares (B) [In Crores]	22.82	22.80
Nominal value per equity share (in ₹)	1	1
<b>Basic Earnings per share (A)/(B) in ₹</b>	<b>34</b>	<b>26</b>
<b>Diluted Earnings Per Share</b>		
Weighted average number of Equity shares including un-allotted Bonus shares (B) [In Crores]	22.82	22.80
Potential Equity shares upon exercise of options [In Crores]	0.04	0.05
Weighted average number of Equity shares including un-allotted Bonus share for computing Dilutive EPS (C) [In Crores]	22.86	22.85
<b>Diluted Earnings per Share (A) / (C) in ₹</b>	<b>34</b>	<b>26</b>

**Note:** Treasury shares of 0.78 Crore shares (PY: 0.78 Crore shares) computed based on holdings through fellow associates.

# NOTES TO THE CONSOLIDATED FINANCIAL STATEMENTS

for the year ended 31<sup>st</sup> March 2021

## 53. Information on names of related parties and nature of Relationship as required by Ind AS 24 on related party disclosures for the year ended 31<sup>st</sup> March 2021:

### (a) Associates

Name of the Company	Place of Business / Country of Incorporation	% of Shareholding / Ownership Interest as at	
		31-03-2021	31-03-2020
Ramco Industries Limited	India	15.53	15.53
Ramco Systems Limited	India	19.49	19.56
Rajapalayam Mills Limited	India	0.35	0.35
Madurai Trans Carrier Limited	India	29.86	29.86
Lynks Logistics Limited	India	41.79	46.43

### (b) Key Management Personnel (Including KMP under Companies Act, 2013)

Name of the Key Management Personnel	Designation
P.R. Venketrama Raja	Chairman and Managing Director
A.V. Dharmakrishnan	Chief Executive Officer
S. Vaithyanathan	Chief Financial Officer
K. Selvanayagam	Company Secretary
R.S. Agarwal	Independent Director
M.B.N. Rao	Independent Director
M.M. Venkatachalam	Independent Director
Justice Chitra Venkataraman (Retd.)	Independent Director
M.F. Farooqui	Independent Director
M.S.Krishnan	Independent Director (w.e.f 03-09-2019)

### (c) Relative of Key Management Personnel

Name of the Relative of KMP	Relationship
A.V. Dharmakrishnan (HUF)	A. V. Dharmakrishnan, Karta for HUF
R. Sudarsanam	Mother of P.R.Venketrama Raja
R. Nalina Ramalakshmi	Sister of P.R.Venketrama Raja
S. Sharada Deepa	Sister of P.R.Venketrama Raja
B. Sri Sandhya Raju	Daughter of P.R.Venketrama Raja
P.V. Abinav Ramasubramaniam Raja	Son of P.R. Venketrama Raja

### (d) Companies over which KMP/Relatives of KMP exercise significant influence

Rajapalayam Textile Limited	The Ramaraju Surgical Cotton Mills Limited
Sandhya Spinning Mill Limited	Shri Harini Media Limited
Sri Harini Textiles Limited	Shri Vishnu Shankar Mill Limited
JKR Enterprise Limited	Sudharsanam Investments Limited
Ramco Management Private Limited	

### (e) Public Limited Company in which a Director is a Director and holds along with his relatives more than 2% of its paid up share capital (Section 2(76)(v) of Companies Act, 2013)

Coromandel Engineering Company Limited

### (f) Body Corporate whose Board of Directors, Managing Director or Manager is accustomed to act in accordance with the advice, directions or instruction of a Director or Manager (Section 2(76)(vi) of Companies Act, 2013)

Coromandel International Limited



# NOTES TO THE CONSOLIDATED FINANCIAL STATEMENTS

for the year ended 31<sup>st</sup> March 2021

## (g) Employee Benefit Funds where control exists

The Ramco Cements Limited Officers' Superannuation Fund
The Ramco Cements Limited Employees' Gratuity Fund
Ramco Industrial and Technology Services Limited Employees Gratuity Trust

## (h) Other entities over which there is a significant influence

Smt. Lingammal Ramaraju Shastra Prathishta Trust	Gowrishankar Screws
PACR Sethurammam Charity Trust	PACR Sethurammam Charities
Ramco Welfare Trust	PAC Ramasamy Raja Education Charity Trust
Raja Charity Trust	Rajapalayam Rotary Trust
Shri Abhinava Vidya Theertha Seva Trust	Nachiar Charity Trust
Gowrihouse Metal Works LLP	PAC Ramasamy Raja Centenary Trust
R. Sudarsanam & Co.	Sudarsanam Estate
Ramasubrahmaneya Rajha Ramco Foundation	
The Ramco Cements Limited Educational and Charitable Trust	

## 54. Disclosure in respect of Related Party Transactions (excluding Reimbursements) during the year and outstanding balances including commitments as at the reporting date:

### (a) Transactions during the year at Arm's length basis or its equivalent

S. No.	Nature of Transaction, Name of the Related Party and Relationship	₹ in Crores	
		31-03-2021	31-03-2020
1	<b>Sale of Goods – Cement</b>		
	<b>Associates</b>		
	Ramco Industries Limited	10.96	11.23
	Rajapalayam Mills Limited	0.09	0.10
	<b>Companies over which KMP / Relatives of KMP exercise significant influence</b>		
	Sandhya Spinning Mill Limited	0.01	0.01
	Sri Harini Textiles Limited	0.00	0.00
	The Ramaraju Surgical Cotton Mills Limited	0.04	0.05
	Rajapalayam Textile Limited	0.00	0.01
	Sri Vishnu Shankar Mill Limited	0.05	0.03
	<b>Other entities over which there is a significant influence</b>		
	Sudarsanam Estate	-	0.01
	<b>Relative of Key Management Personnel</b>		
	R. Sudarsanam	-	0.02
	<b>Total</b>	<b>11.15</b>	<b>11.46</b>
2	<b>Sale of Goods – Flyash</b>		
	<b>Associates</b>		
	Ramco Industries Limited	0.00	-
	<b>Total</b>	<b>0.00</b>	<b>-</b>
3	<b>Purchase of Goods – Fibre Sheet and Silicate Boards, Packing materials &amp; Raw materials</b>		
	<b>Associates</b>		
	Ramco Industries Limited	0.24	0.37
	Rajapalayam Mills Limited	0.00	-
	<b>Related Party as per Section 2(76)(vi) of Companies Act, 2013</b>		
	Coromandel International Limited	-	5.44
	<b>Total</b>	<b>0.24</b>	<b>5.81</b>

# NOTES TO THE CONSOLIDATED FINANCIAL STATEMENTS

for the year ended 31<sup>st</sup> March 2021

			₹ in Crores	
S. No.	Nature of Transaction, Name of the Related Party and Relationship	31-03-2021	31-03-2020	
4	<b>Purchase of Goods - Diesel and Petrol</b>			
	<b>Other entities over which there is a significant influence</b>			
	Smt. Lingammal Ramaraju Shastra Prathishta Trust	0.27	0.31	
	PACR Sethurammammal Charity Trust	0.40	0.65	
	Ramco Welfare Trust	0.44	0.67	
	PAC Ramasamy Raja Centenary Trust	0.09	0.11	
	PACR Sethurammammal Charities	0.14	0.17	
	Shri Abhinava Vidya Theertha Seva Trust	0.21	-	
	<b>Total</b>	<b>1.55</b>	<b>1.91</b>	
5	<b>Purchase of Goods – Magazine</b>			
	<b>Companies over which KMP / Relatives of KMP exercise significant influence</b>			
	Shri Harini Media Limited	0.23	0.27	
	<b>Total</b>	<b>0.23</b>	<b>0.27</b>	
6	<b>Purchase of Goods - Stores and Spares</b>			
	<b>Other entity over which there is a significant influence</b>			
	R. Sudarsanam & Co.	0.10	0.10	
	<b>Companies over which KMP / Relatives of KMP exercise significant influence</b>			
	The Ramaraju Surgical Cotton Mills Limited	0.00	0.00	
	<b>Total</b>	<b>0.10</b>	<b>0.10</b>	
7	<b>Receiving of Services – Advertisement / Workshop / Sponsorship / AMC</b>			
	<b>Associates</b>			
	Ramco Industries Limited	0.07	0.07	
	<b>Companies over which KMP / Relatives of KMP exercise significant influence</b>			
	Shri Harini Media Limited	0.11	0.13	
	<b>Total</b>	<b>0.18</b>	<b>0.20</b>	
8	<b>Receiving of Services – Software Related Services / Consulting Services</b>			
	<b>Associates</b>			
	Ramco Systems Limited	11.07	25.35	
	<b>Total</b>	<b>11.07</b>	<b>25.35</b>	
9	<b>Receiving of Services – Aircraft Charter Services</b>			
	<b>Associates</b>			
	Madurai Trans Carrier Limited	13.55	20.05	
	<b>Total</b>	<b>13.55</b>	<b>20.05</b>	
10	<b>Usage charges received for Power Consumed by virtue of Joint Ownership of Shares with APGPCL</b>			
	<b>Associates</b>			
	Rajapalayam Mills Limited	-	0.01	
	<b>Companies over which KMP / Relatives of KMP exercise significant influence</b>			
	Sri Harini Textiles Limited	0.04	0.02	
	The Ramaraju Surgical Cotton Mills Limited	0.02	0.02	
	<b>Total</b>	<b>0.06</b>	<b>0.05</b>	
11	<b>Leasing Arrangements – Rent Received</b>			
	<b>Associates</b>			
	Ramco Systems Limited	9.30	9.30	
	Ramco Industries Limited	0.21	0.21	
	Rajapalayam Mills Limited	0.00	0.00	
	Madurai Trans Carrier Limited	0.01	0.01	
	Lynks Logistics Limited	0.93	0.88	

# NOTES TO THE CONSOLIDATED FINANCIAL STATEMENTS

for the year ended 31<sup>st</sup> March 2021

₹ in Crores

S. No.	Nature of Transaction, Name of the Related Party and Relationship	31-03-2021	31-03-2020
	<b>Companies over which KMP / Relatives of KMP exercise significant influence</b>		
	Sandhya Spinning Mill Limited	-	0.01
	Sri Harini Textiles Limited	0.00	0.01
	Sri Vishnu Shankar Mill Limited	0.00	0.00
	The Ramaraju Surgical Cotton Mills Limited	0.00	0.00
	<b>Other entity over which there is a significant influence</b>		
	Raja Charity Trust	0.51	0.50
	PAC Ramasamy Raja Centenary Trust	0.02	0.02
	Shri Abhinava Vidya Theertha Seva Trust	0.01	0.01
	The Ramco Cements Educational and Charitable Trust	0.01	0.00
	<b>Total</b>	<b>11.00</b>	<b>10.95</b>
12	<b>Leasing Arrangements – Rent Paid</b>		
	<b>Associates</b>		
	Ramco Industries Limited	0.13	0.13
	<b>Relative of Key Management Personnel</b>		
	A.V. Dharmakrishnan (HUF)	0.07	0.07
	<b>Other entity over which there is a significant influence</b>		
	Raja Charity Trust	0.00	0.00
	<b>Total</b>	<b>0.20</b>	<b>0.20</b>
13	<b>Dividend received</b>		
	<b>Associates</b>		
	Ramco Industries Limited	1.34	1.34
	Rajapalayam Mills Limited	0.00	0.01
	<b>Total</b>	<b>1.34</b>	<b>1.35</b>
14	<b>Dividend Paid</b>		
	<b>Key Management Personnel</b>		
	P.R. Venketrama Raja	0.58	1.07
	A.V. Dharmakrishnan	0.07	0.02
	S. Vaithyanathan	0.00	0.00
	K. Selvanayagam	0.00	-
	<b>Relative of Key Management Personnel</b>		
	A.V. Dharmakrishnan (HUF)	0.00	0.01
	R. Sudarsanam	0.39	0.71
	R. Nalina Ramalakshmi	0.58	1.07
	S. Sharada Deepa	0.58	1.07
	<b>Associates</b>		
	Ramco Industries Limited	14.93	27.24
	Rajapalayam Mills Limited	9.92	18.19
	<b>Companies over which KMP / Relatives of KMP exercise significant influence</b>		
	Sri Vishnu Shankar Mill Limited	0.93	1.88
	The Ramaraju Surgical Cotton Mills Limited	1.03	1.99
	Sudharsanam Investments Limited	0.89	1.64
	Ramco Management Private Limited	0.14	0.26
	<b>Total</b>	<b>30.04</b>	<b>55.15</b>
15	<b>Remuneration to Key Management Personnel (Sitting Fees / ESOP considered separately)</b>		
	P.R. Venketrama Raja	59.66	40.91
	A.V. Dharmakrishnan	15.55	14.38
	S. Vaithyanathan	1.66	1.54
	K. Selvanayagam	1.22	1.14
	<b>Total</b>	<b>78.09</b>	<b>57.97</b>

# NOTES TO THE CONSOLIDATED FINANCIAL STATEMENTS

for the year ended 31<sup>st</sup> March 2021

		₹ in Crores	
S. No.	Nature of Transaction, Name of the Related Party and Relationship	31-03-2021	31-03-2020
16	<b>ESOP Perquisites on exercise of stock options</b>		
	<b>Key Management Personnel</b>		
	A.V. Dharmakrishnan	12.90	-
	S. Vaithyanathan	0.38	-
	K. Selvanayagam	0.33	-
	<b>Total</b>	<b>13.61</b>	<b>-</b>
17	<b>Directors' Sitting Fees</b>		
	<b>Key Management Personnel</b>		
	P.R. Venketrana Raja	0.10	0.11
	A.V. Dharmakrishnan	0.01	0.01
	S. Vaithyanathan	0.01	0.01
	K. Selvanayagam	0.01	0.01
	R.S. Agarwal	0.08	0.10
	M.B.N. Rao	0.08	0.10
	M.M. Venkatachalam	0.10	0.10
	M.F. Farooqui	0.05	0.04
	Smt. Justice Chitra Venkataraman (Retd.)	0.08	0.07
	M.S. Krishnan	0.05	0.03
	<b>Total</b>	<b>0.57</b>	<b>0.58</b>
18	<b>Purchase of Fixed Assets / Receiving of Capital Goods / Services</b>		
	<b>Related Party as per Section 2(76)(v) of Companies Act, 2013</b>		
	Coromandel Engineering Company Limited	7.46	13.66
	<b>Total</b>	<b>7.46</b>	<b>13.66</b>
19	<b>Sale of Fixed Assets</b>		
	<b>Associates</b>		
	Rajapalayam Mills Limited	-	0.00
	<b>Total</b>	<b>-</b>	<b>0.00</b>
20	<b>Interest Received / (Paid)</b>		
	<b>Key Management Personnel</b>		
	P.R. Venketrana Raja - Interest Rate - 3.50% (PY: 3.70%)	(0.13)	(0.15)
	<b>Associates</b>		
	Madurai Trans Carrier Limited – Interest Rate - 10%	1.78	0.14
	<b>Total</b>	<b>1.65</b>	<b>(0.01)</b>
21	<b>CSR / Donations given</b>		
	<b>Other entities over which there is a significant influence</b>		
	Ramasubrahmaneya Rajha Ramco Foundation	0.35	-
	PAC Ramasamy Raja Education Charity Trust	0.67	0.18
	The Ramco Cements Limited Educational and Charitable Trust	-	0.05
	Raja Charity Trust	0.47	0.12
	<b>Total</b>	<b>1.49</b>	<b>0.35</b>
22	<b>Contribution to Superannuation Fund / Gratuity Fund</b>		
	<b>Employee Benefit Funds where Control Exists</b>		
	The Ramco Cements Limited Officers' Superannuation Fund	9.75	8.92
	The Ramco Cements Limited Employees' Gratuity Fund	11.56	8.39
	Ramco Industrial and Technology Services Limited Employees' Gratuity Trust	0.26	0.21
	<b>Total</b>	<b>21.57</b>	<b>17.52</b>
23	<b>Investment in Equity Shares during the year</b>		
	<b>Associates</b>		
	Lynks Logistics Limited	9.95	15.00
	<b>Total</b>	<b>9.95</b>	<b>15.00</b>

# NOTES TO THE CONSOLIDATED FINANCIAL STATEMENTS

for the year ended 31<sup>st</sup> March 2021

₹ in Crores

S. No.	Nature of Transaction, Name of the Related Party and Relationship	31-03-2021	31-03-2020
24	<b>Maximum amount of loans outstanding during the year</b>		
	<b>Associates</b>		
	Madurai Trans Carrier Limited	34.74	9.65
	<b>Total</b>	<b>34.74</b>	<b>9.65</b>
25	<b>Share of Enterprise Agreement License System for Microsoft Products</b>		
	<b>Associates</b>		
	Ramco Industries Limited	0.05	-
	Rajapalayam Mills Limited	0.18	-
	<b>Companies over which KMP / Relatives of KMP exercise significant influence</b>		
	Sandhya Spinning Mill Limited	0.06	-
	Sri Harini Textiles Limited	0.01	-
	Sri Vishnu Shankar Mill Limited	0.08	-
	The Ramaraju Surgical Cotton Mills Limited	0.07	-
	Rajapalayam Textile Limited	0.03	-
	<b>Total</b>	<b>0.48</b>	<b>-</b>
26	<b>Rendering of Services – supply of manpower, Information Technology and other services</b>		
	<b>Associates</b>		
	Ramco Systems Limited	4.67	5.01
	Madurai Trans Carrier Limited	0.25	0.26
	<b>Other entities over which there is a significant influence</b>		
	The Ramco Cements Limited Educational and Charitable Trust	0.03	0.05
	<b>Total</b>	<b>4.95</b>	<b>5.32</b>
27	<b>Sale of Electrical Energy</b>		
	<b>Associates</b>		
	Rajapalayam Mills Limited	3.80	4.19
	<b>Companies over which KMP / Relatives of KMP exercise significant influence</b>		
	Rajapalayam Textile Limited	2.95	3.19
	Sandhya Spinning Mill Limited	0.70	0.77
	Sri Vishnu Shankar Mill Limited	2.81	3.10
	The Ramaraju Surgical Cotton Mills Limited	2.82	3.10
	<b>Total</b>	<b>13.08</b>	<b>14.35</b>

(b) Transactions during the year not on Arm's length basis

₹ in Crores

S.No.	Nature of Transaction, Name of the Related Party and Relationship	31-03-2021	31-03-2020
1	<b>Sale of Goods – Cement</b>		
	<b>Other entities over which there is a significant influence</b>		
	Raja Charity Trust	0.01	0.02
	PAC Ramasamy Raja Education Charity Trust	0.02	0.01
	PACR Sethurammam Charities	0.01	0.01
	PACR Sethurammam Charity Trust	0.00	0.01
	Ramco Welfare Trust	-	0.01
	PAC Ramasamy Raja Centenary Trust	-	0.00
	<b>Total</b>	<b>0.04</b>	<b>0.06</b>



# NOTES TO THE CONSOLIDATED FINANCIAL STATEMENTS

for the year ended 31<sup>st</sup> March 2021

## (c) Outstanding balances including commitments

₹ in Crores

S.No.	Nature of Outstanding Balances, Name of the Related Party and Relationship	31-03-2021	31-03-2020
1	<b>Trade Receivables</b>		
	<b>Associates</b>		
	Ramco Industries Limited	0.36	-
	Ramco Systems Limited	-	0.27
	<b>Total</b>	<b>0.36</b>	<b>0.27</b>
2	<b>Loans and Advances</b>		
	<b>Associates</b>		
	Ramco Industries Limited	0.05	0.05
	Madurai Trans Carrier Limited	39.61	18.57
	<b>Other entities over which there is a significant influence</b>		
	Smt. Lingammal Ramaraju Shastra Prathishta Trust	0.87	1.16
	PACR Sethurammammal Charity Trust	1.60	1.35
	Ramco Welfare Trust	1.20	1.11
	PACR Sethurammammal Charities	0.40	-
	PAC Ramasamy Raja Centenary Trust	0.12	0.66
	Shri Abhinava Vidya Theertha Seva Trust	-	0.02
	<b>Total</b>	<b>43.85</b>	<b>22.92</b>
3	<b>Borrowings</b>		
	<b>Key Management Personnel</b>		
	P.R. Venketrama Raja	2.56	1.39
	<b>Total</b>	<b>2.56</b>	<b>1.39</b>
4	<b>Security Deposits received by virtue of Joint Ownership of shares with APGPCL</b>		
	<b>Companies over which KMP / Relatives of KMP exercise significant influence</b>		
	Sri Harini Textiles Limited	0.12	0.12
	The Ramaraju Surgical Cotton Mills Limited	0.11	0.11
	<b>Total</b>	<b>0.23</b>	<b>0.23</b>
5	<b>Security Deposit received towards lease arrangement</b>		
	<b>Associates</b>		
	Ramco Industries Limited	0.08	0.08
	Lynks Logistics Limited	0.01	0.01
	Madurai Trans Carrier Limited	0.01	0.01
	<b>Total</b>	<b>0.10</b>	<b>0.10</b>
6	<b>Corporate Guarantees given to lenders of Related parties [Refer Note (b) below]</b>		
	<b>Other entity over which there is a significant influence</b>		
	Raja Charity Trust	100.00	100.00
	<b>Total</b>	<b>100.00</b>	<b>100.00</b>
7	<b>Trade Payables / Payables for Capital Goods</b>		
	<b>Associates</b>		
	Ramco Systems Limited	-	0.03
	<b>Related Party as per Section 2(76)(v) of Companies Act, 2013</b>		
	Coromandel Engineering Company Limited	1.08	1.04
	<b>Other entity over which there is a significant influence</b>		
	Shri Abhinava Vidya Theertha Seva Trust	0.04	-
	<b>Total</b>	<b>1.12</b>	<b>1.07</b>

### Notes

- (a) The above outstanding balances at the respective reporting dates are unsecured and settlement occurs in cash or through provision of goods / services, in case of unadjusted advances.
- (b) The Group has not granted any loan or advance in the nature of loan to promoters, directors, KMPs and other related parties that are repayable on demand; or without specifying any terms or period of repayment.

# NOTES TO THE CONSOLIDATED FINANCIAL STATEMENTS

for the year ended 31<sup>st</sup> March 2021

- (c) The loan balance with Banks by the related party, on the strength of the above Corporate Guarantees given by the Group are furnished below:

Particulars	₹ in Crores	
	31-03-2021	31-03-2020
Raja Charity Trust	13.07	20.40

Key Management Personnel compensation in total and for each of the following categories:

Particulars	₹ in Crores	
	31-03-2021	31-03-2020
Short – Term Benefits	78.05	57.96
Defined Contribution Plan	0.61	0.59
Fair value of ESOP given to KMPs	Refer Note (c) below	
Defined Benefit Plan / Other Long-term benefits	Refer Note (d) below	
<b>Total</b>	<b>78.66</b>	<b>58.55</b>

## Notes

- (a) Short-Term Benefits comprises of salaries, bonus, sitting fees, and value of perquisites excluding value of ESOP perquisites.
- (b) Defined Contribution Plan comprises of contribution to Provident fund and Superannuation fund.
- (c) During the year, the Group has granted an aggregate of 2,00,000 stock options (PY: 2,69,000 stock options) to KMPs, which is due for vesting on 8<sup>th</sup> September 2021 (PY: 6<sup>th</sup> August 2020) and exercisable on or before 31<sup>st</sup> December 2022 (PY: 31<sup>st</sup> December 2021). The amortized fair value of ESOP given to KMPs for the year ended 31<sup>st</sup> March 2021 included under the head 'Employee Stock Option Expenses' is ₹ 13.70 Crores (PY: ₹ 11.31 Crores)
- (d) As the liability for gratuity and compensated absences are provided on actuarial basis for the Group as a whole, amounts accrued pertaining to key managerial personnel are not included above

## 55. Disclosure of Fair value measurements

The fair values of financial assets and liabilities are determined at the amount at which the instrument could be exchanged in a current transaction between willing parties, other than in a forced or liquidation sale. Fair value of cash and short-term deposits, trade and other short term receivables, trade payables, other current liabilities, short term loans from banks and other financial instruments approximate their carrying amounts largely due to their short term maturities of these instruments.

### Financial Instruments by category

Particulars	Amortised Cost	FVTPL	FVTOCI	₹ in Crores	
				Carrying Amount	Fair Value
<b>As at 31-03-2021</b>					
<b>Financial Assets</b>					
Other Investments	-	0.66	27.22	27.88	27.88
Loans	70.86	-	-	70.86	70.86
Trade Receivables	375.92	-	-	375.92	375.92
Cash and Bank Balances	143.83	-	-	143.83	143.83
Other Financial Assets	157.57	-	-	157.57	157.57
<b>Financial Liabilities</b>					
Borrowings	3,101.72	-	-	3,101.72	3,101.72
Lease Liabilities	8.06	-	-	8.06	8.06
Trade Payables	364.52	-	-	364.52	364.52
Other Financial Liabilities	890.92	-	-	890.92	890.92

# NOTES TO THE CONSOLIDATED FINANCIAL STATEMENTS

for the year ended 31<sup>st</sup> March 2021

					₹ in Crores	
Particulars	Amortised Cost	FVTPL	FVTOCI	Carrying Amount	Fair Value	
<b>As at 31-03-2020</b>						
<b>Financial Assets</b>						
Other Investments	-	0.42	25.19	25.61	25.61	
Loans	57.89	-	-	57.89	57.89	
Trade Receivables	527.63	-	-	527.63	527.63	
Cash and Bank Balances	94.15	-	-	94.15	94.15	
Other Financial Assets	122.98	-	-	122.98	122.98	
<b>Financial Liabilities</b>						
Borrowings	3,024.09	-	-	3,024.09	3,024.09	
Lease Liabilities	8.16	-	-	8.16	8.16	
Trade Payables	342.98	-	-	342.98	342.98	
Other Financial Liabilities	668.21	-	-	668.21	668.21	

## Fair value hierarchy

The Group uses the following hierarchy for determining and disclosing the fair value of financial instruments by valuation technique:

Level 1 : Quoted (Unadjusted) prices in active markets for identical assets or liabilities

Level 2 : Other techniques for which all inputs which have a significant effect on the recorded fair value are observable, either directly or indirectly.

Level 3 : Techniques which use inputs that have a significant effect on the recorded fair value that are not based on observable market data.

The details of financial instruments that are measured at fair value on recurring basis are given below:

					₹ in Crores	
Particulars	Level 1	Level 2	Level 3	Total		
<b>Financial Instruments at FVTOCI</b>						
<b>Investments in listed equity securities</b>						
<b>As at 31-03-2021</b>	5.09	-	-	5.09		
<b>As at 31-03-2020</b>	3.06	-	-	3.06		
<b>Investment in unlisted securities</b>						
<b>As at 31-03-2021</b>	-	-	22.13	22.13		
<b>As at 31-03-2020</b>	-	-	22.13	22.13		
<b>Financial Instruments at FVTPL</b>						
<b>Investment in mutual funds</b>						
<b>As at 31-03-2021</b>	0.66	-	-	0.66		
<b>As at 31-03-2020</b>	0.42	-	-	0.42		

## Notes

- There were no transfers between level 1 and level 2 fair value measurement during the year ended 31-03-2021 and 31-03-2020.
- There were no movements in the financial instruments categorized under Level 3 during the year ended 31-03-2021 and 31-03-2020.

# NOTES TO THE CONSOLIDATED FINANCIAL STATEMENTS

for the year ended 31<sup>st</sup> March 2021

## Valuation techniques used to determine the fair value

The significant inputs used in the fair value measurement categorized within the fair value hierarchy are given below:

Nature of Financial Instrument	Valuation Technique	Remarks / Assumptions
Investment in Listed securities / Mutual Funds	Market Value	Closing Price as at 31 <sup>st</sup> March in Stock Exchange
Investment in Unlisted securities	Discounted Cash Flow Method	Discount Rate of 8.50% p.a. (PY: 8.50% p.a.) is used to determine the discounted cash flow [Refer Note (a) below]
Financial Guarantee Obligation	Differential Interest Rate	Interest rates quote have been obtained from the Banker

## Notes

- (a) Assuming cash flows estimated in perpetuity are constant over the period, an increase in 100 bps in the discount rate will decrease the fair value by ₹ 2.33 Crores (PY: ₹ 2.33 Crores) and a decrease in the 100 bps in the discount rate will increase the fair value by ₹ 2.95 Crores (PY: ₹ 2.95 Crores)
- (b) There were no significant inter-relationships between unobservable inputs that materially affect fair values.

## 56. Financial Risk Management

The Board of Directors (BOD) has overall responsibility for the establishment and oversight of the Group's risk management framework and thus established a risk management policy to identify and analyse the risk faced by the Group. Risk Management systems are reviewed by the BOD periodically to reflect changes in market conditions and the Group's activities. The Group through its training and management standards and procedures develop a disciplined and constructive control environment in which all employees understand their roles and obligations. The Audit Committee oversees how management monitors compliance with the Group's risk management policies and procedures, and reviews the risk management framework. The Audit committee is assisted in the oversight role by Internal Audit. Internal Audit undertakes reviews of the risk management controls and procedures, the results of which are reported to the Audit Committee.

The Group has the following financial risks:

Categories of Risk	Nature of Risk
Credit Risk	Receivables
	Financial Instruments and Cash deposits
Liquidity Risk	Fund Management
Market Risk	Foreign Currency Risk
	Cash flow and fair value interest rate risk

The Board of Directors regularly reviews these risks and approves the risk management policies, which covers the management of these risks:

### Credit Risk

Credit Risk is the risk of financial loss to the Group if the customer or counterparty to the financial instruments fails to meet its contractual obligations and arises principally from the Group's receivables, treasury operations and other operations that are in the nature of lease.

### Receivables

The Group's exposure to credit risk is influenced mainly by the individual characteristic of each customer. The Group extends credit to its customers in the normal course of business by considering the factors such as financial reliability of customers. The Group evaluates the concentration of the risk with respect to trade receivables as low, as its customers are located in several jurisdictions and operate in largely independent markets. The Group maintains adequate security deposits from its customers in case of wholesale and retail segment. In case of institutional segment, credit risks are mitigated by way of enforceable securities. The exposures with the Government are generally unsecured but they are considered as good. However, unsecured

# NOTES TO THE CONSOLIDATED FINANCIAL STATEMENTS

for the year ended 31<sup>st</sup> March 2021

credits are extended based on creditworthiness of the customers on case to case basis. Trade receivables are written off when there is no reasonable expectation of recovery, such as a debtor declaring bankruptcy or failing to engage in a repayment plan with the Group and where there is a probability of default, the Group creates a provision based on Expected Credit Loss for trade receivables under simplified approach as below:

₹ in Crores

Particulars	Not Due	Less than 90 days	90 to 180 days	More than 180 days	Total
<b>As at 31-03-2021</b>					
Gross carrying amount	281.66	18.95	21.04	61.07	382.72
Expected Loss Rate	0.05%	0.37%	6.51%	8.56%	1.78%
Expected Credit Losses	0.14	0.07	1.37	5.22	6.80
Carrying amount of trade receivables net of impairment	281.52	18.88	19.67	55.85	375.92
<b>As at 31-03-2020</b>					
Gross carrying amount	342.58	26.93	15.56	149.16	534.23
Expected Loss Rate	0.01%	0.25%	2.96%	4.05%	1.24%
Expected Credit Losses	0.03	0.07	0.46	6.04	6.60
Carrying amount of trade receivables net of impairment	342.55	26.86	15.10	143.12	527.63

## Financial Instruments and Cash deposits

Investments of surplus funds are made only with the approved counterparties. The Group is presently exposed to counter party risk relating to short term and medium term deposits placed with banks, and also investments made in mutual funds. The Group places its cash equivalents based on the creditworthiness of the financial institutions.

## Liquidity Risk

Liquidity Risks are those risk that the Group will not be able to settle or meet its obligations on time or at reasonable price. In the management of liquidity risk, the Group monitors and maintains a level of cash and cash equivalents deemed adequate by the management to finance the Group's operations and to mitigate the effects of fluctuations in cash flows. Due to the dynamic nature of the underlying business, the Group aims at maintaining flexibility in funding by keeping both committed and uncommitted credit lines available. The Group has laid well defined policies and procedures facilitated by robust information system for timely and qualitative decision making by the management including its day to day operations.

## Financial arrangements

The Group has access to the following undrawn borrowing facilities:

₹ in Crores

Particulars	31-03-2021	31-03-2020
<b>Expiring within one year</b>		
Bank Overdraft and other facilities	745.00	795.00
Term Loans	433.33	400.00
<b>Expiring beyond year</b>		
Term Loans	-	-

**Note:** Undrawn limit in respect of bank overdraft and other facilities has been calculated based on the adequacy of drawing power. In respect of term loans, undrawn limit is reckoned based on available valid sanction letters at each reporting dates.



# NOTES TO THE CONSOLIDATED FINANCIAL STATEMENTS

for the year ended 31<sup>st</sup> March 2021

## Maturities of Financial Liabilities

₹ in Crores

Nature of Financial Liability	< 1 year	1 – 5 years	>5 years	Total
<b>As at 31-03-2021</b>				
Borrowings from Banks, NCDs, Director	939.10	1,940.33	5.50	2,884.93
Soft Loan from Government	-	129.37	23.67	153.04
Deferred Sales Tax Liability	-	81.40	-	81.40
Trade payables	364.52	-	-	364.52
Security Deposits payable	648.46	-	-	648.46
Lease Liabilities	0.11	0.84	7.11	8.06
Other Financial Liabilities	242.46	-	-	242.46
<b>As at 31-03-2020</b>				
Borrowings from Banks, NCDs, Director	1,128.06	1,597.83	20.00	2,745.89
Soft Loan from Government	-	110.77	42.27	153.04
Deferred Sales Tax Liability	63.69	73.09	8.31	145.09
Trade payables	342.98	-	-	342.98
Security Deposits payable	463.99	-	-	463.99
Lease Liabilities	0.10	1.80	6.26	8.16
Other Financial Liabilities	204.22	-	-	204.22

## Foreign Currency Risk

The Group's exposure in USD and other foreign currency denominated transactions in connection with import of capital goods, spares and fuel, besides exports of finished goods and borrowings in foreign currency, gives rise to exchange rate fluctuation risk. The Group has following policies to mitigate this risk:

Decisions regarding borrowing in Foreign Currency and hedging thereof, (both interest and exchange rate risk) and the quantum of coverage is driven by the necessity to keep the cost comparable. Foreign Currency loans, imports and exports transactions are hedged by way of forward contract after taking into consideration the anticipated Foreign exchange inflows/outflows, timing of cash flows, tenure of the forward contract and prevailing Foreign exchange market conditions.

The Group's exposure to foreign currency risk (un-hedged) as detailed below:

Currency	Trade Payables	Trade and other Receivables	Balance with Banks
<b>USD in Millions</b>			
<b>As at 31-03-2021</b>	19.92	-	-
As at 31-03-2020	5.48	0.22	-
<b>EURO in Millions</b>			
<b>As at 31-03-2021</b>	0.20	-	-
As at 31-03-2020	2.61	-	-
<b>JPY in Millions</b>			
<b>As at 31-03-2021</b>	4.03	-	-
As at 31-03-2020	19.57	-	-
<b>LKR in Millions</b>			
<b>As at 31-03-2021</b>	12.19	15.11	9.02
As at 31-03-2020	95.36	233.84	25.28
<b>PHP in Millions</b>			
<b>As at 31-03-2021</b>	-	4.30	-
As at 31-03-2020	-	-	-

## Risk sensitivity on foreign currency fluctuation

₹ in Crores

Foreign Currency	31-03-2021		31-03-2020	
	1 % Increase	1% decrease	1% increase	1% decrease
USD	(-) 1.46	1.46	(-) 0.40	0.40
EURO	(-) 0.02	0.02	(-) 0.22	0.22
JPY	(-) 0.27	0.27	(-) 1.36	1.36
LKR	0.03	(-) 0.03	0.41	(-) 0.41
PHP	0.01	(-) 0.01	-	-

**Note:** The above sensitivity analysis is based on a change in an interest rate by 100 bps while holding all other things constant for the monetary items outstanding as at the reporting date.

# NOTES TO THE CONSOLIDATED FINANCIAL STATEMENTS

for the year ended 31<sup>st</sup> March 2021

## Cash flow and fair value interest rate risk

Interest rate risk arises from long term borrowings with variable rates which exposed the Group to cash flow interest rate risk. The Group's fixed rate borrowing are carried at amortized cost and therefore are not subject to interest rate risk as defined in Ind AS 107 since neither the carrying amount nor the future cash flows will fluctuate because of the change in market interest rates. The Group is exposed to the evolution of interest rates and credit markets for its future refinancing, which may result in a lower or higher cost of financing, which is mainly addressed through the management of the fixed/floating ratio of financial liabilities. The Group constantly monitors credit markets to strategize a well-balanced maturity profile in order to reduce both the risk of refinancing and large fluctuations of its financing cost. The Group believes that it can source funds for both short term and long term at a competitive rate considering its strong fundamentals on its financial position.

## Interest rate risk exposure

Particulars	₹ in Crores	
	31-03-2021	31-03-2020
Variable rate borrowings	1,775.37	1,552.22
Fixed rate borrowings	1,244.95	1,326.78
Interest free borrowings	81.40	145.09

The Group does not have any interest rate swap contracts.

## Sensitivity on Interest rate fluctuation

Total Interest Cost in Profit and Loss works out to	₹ in Crores	
	31-03-2021	31-03-2020
1% Increase in Interest Rate	105.37	86.86
1% Decrease in Interest Rate	69.87	55.82

**Note:** The above sensitivity analysis is based on a change in an interest rate by 100 bps while holding all other things (viz. Availment and Repayment of borrowings) as constant during the reporting period.

## 57. Disclosures as required under Micro, Small and Medium Enterprises Development Act, 2006

The categorization of supplier as MSME registered under the Act under the new definition, has been determined based on the information available with the Group as at the reporting date. The Group has also considered suppliers as MSME who possess the erstwhile MSME certificate for the period upto the reporting date, for the purpose of categorization and disclosures. The disclosures as required under Micro, Small, and Medium Enterprises Development Act, 2006:

Particulars	₹ in Crores	
	31-03-2021	31-03-2020
(a) (i) The principal amount remaining unpaid to any supplier at the end of the financial year included in -		
- Trade Payables	4.15	14.15
- Other Current Financial Liabilities	8.42	-
(ii) The interest due on the above	-	-
(b) The amount of interest paid by the buyer in terms of section 16 of the Act	-	-
(c) The amount of the payment made to the supplier beyond the appointed day during the financial year	-	-
(d) The amount of interest accrued and remaining unpaid at the end of financial year	-	-
(e) The amount of interest due and payable for the period of delay in making payment but without adding the interest specified under this Act	-	-

# NOTES TO THE CONSOLIDATED FINANCIAL STATEMENTS

for the year ended 31<sup>st</sup> March 2021

## 58. Additional regulatory information as required under Companies Act 2013

### (a) Trade Payables Ageing Schedule

₹ in Crores

Particulars	Outstanding for following periods from due date of payment					Total
	Not due	< 1 year	1 – 2 years	2 - 3 years	> 3 years	
<b>As at 31-03-2021</b>						
MSME	0.33	3.55	0.14	0.09	0.04	4.15
Others	10.61	132.38	2.78	2.15	0.20	148.12
Disputed Dues – MSME	-	-	-	-	-	-
Disputed Dues – Others	-	-	-	-	14.07	14.07
Unbilled dues	198.18	-	-	-	-	198.18
<b>Total</b>	<b>209.12</b>	<b>135.93</b>	<b>2.92</b>	<b>2.24</b>	<b>14.31</b>	<b>364.52</b>
<b>As at 31-03-2020</b>						
MSME	0.65	12.39	0.12	0.90	0.09	14.15
Others	7.55	83.20	3.08	0.08	0.12	94.03
Disputed Dues – MSME	-	-	-	-	-	-
Disputed Dues – Others	-	-	-	-	14.07	14.07
Unbilled dues	220.73	-	-	-	-	220.73
<b>Total</b>	<b>228.93</b>	<b>95.59</b>	<b>3.20</b>	<b>0.98</b>	<b>14.28</b>	<b>342.98</b>

### (b) Capital Work-in-Progress Ageing Schedule

Particulars	Amount in CWIP for a period of				Total
	< 1 year	1 – 2 years	2 - 3 years	> 3 years	
<b>As at 31-03-2021</b>	1,451.52	834.03	35.07	4.84	2,325.46
As at 31-03-2020	1,533.92	270.47	6.92	2.96	1,814.27

**Note:** The Group do not have any projects whose activity has been suspended.

### (c) Completion Schedule for Capital Work-in-Progress whose completion is overdue because of delay due to pandemic caused by COVID-19

₹ in Crores

Particulars	To be completed in			
	< 1 year	1 – 2 years	2 - 3 years	> 3 years
<b>As at 31-03-2021</b>				
Clinker Line III at Jayanthipuram	643.48	-	-	-
Grinding Unit in Haridaspur, Odisha	27.88	-	-	-
Integrated Unit in Kalavatala, Andhra Pradesh	905.00	279.00	96.42	-
<b>Total</b>	<b>1,576.36</b>	<b>279.00</b>	<b>96.42</b>	<b>-</b>
<b>As at 31-03-2020</b>				
Clinker Line III at Jayanthipuram	163.77	336.59	-	-
Grinding Unit in Haridaspur, Odisha	523.21	8.83	-	-
Integrated Unit in Kalavatala, Andhra Pradesh	2.09	309.45	39.96	86.32
<b>Total</b>	<b>689.07</b>	<b>654.87</b>	<b>39.96</b>	<b>86.32</b>

### (d) Intangible Asset under development Ageing Schedule

#### Projects in Progress

₹ in Crores

Particulars	Amount in Intangible Assets under development for a period of				Total
	< 1 year	1 – 2 years	2 - 3 years	> 3 years	
<b>As at 31-03-2021</b>	18.20	4.22	2.88	4.43	29.73
As at 31-03-2020	17.62	4.06	0.97	3.45	26.10

# NOTES TO THE CONSOLIDATED FINANCIAL STATEMENTS

for the year ended 31<sup>st</sup> March 2021

## (e) Trade Receivables Ageing Schedule

₹ in Crores

Particulars	Outstanding for following periods from due date of payment						Total
	Not Due	Less than 6 months	6 months – 1 year	1 – 2 years	2 - 3 years	> 3 years	
<b>As at 31-03-2021</b>							
Undisputed Trade receivables - considered good	281.67	38.40	27.61	6.55	3.79	14.91	372.93
Undisputed Trade receivables - which have significant increase in credit risk	-	1.57	2.24	0.61	0.40	1.66	6.48
Disputed Trade receivables - considered good	-	0.01	0.06	0.29	0.03	2.60	2.99
Disputed Trade receivables - which have significant increase in credit risk	-	-	-	0.03	-	0.29	0.32
<b>Total</b>	<b>281.67</b>	<b>39.98</b>	<b>29.91</b>	<b>7.48</b>	<b>4.22</b>	<b>19.46</b>	<b>382.72</b>
<b>As at 31-03-2020</b>							
Undisputed Trade receivables - considered good	342.07	42.36	48.98	60.63	14.95	15.72	524.71
Undisputed Trade receivables - which have significant increase in credit risk	-	0.56	2.06	2.56	0.63	0.66	6.47
Disputed Trade receivables - considered good	-	0.08	0.01	0.04	0.15	2.64	2.92
Disputed Trade receivables - which have significant increase in credit risk	-	-	-	0.01	0.01	0.11	0.13
<b>Total</b>	<b>342.07</b>	<b>43.00</b>	<b>51.05</b>	<b>63.24</b>	<b>15.74</b>	<b>19.13</b>	<b>534.23</b>

## (f) Unbilled Revenue Ageing Schedule

₹ in Crores

Particulars	Outstanding for following periods from date of recognition of revenue					Total
	Less than 6 months	6 months – 1 year	1 – 2 years	2 - 3 years	> 3 years	
<b>As at 31-03-2021</b>	3.56	0.52	0.95	1.90	-	6.93
As at 31-03-2020	3.41	-	1.90	-	-	5.31

**Note:** Out of Unbilled Revenue of ₹ 6.93 Crores as at 31-03-2021, a sum of ₹ 2.68 Crores in the age-wise bucket of 1 – 3 years remain unbilled to BESCO for the windmill units generated and pumped into the grids for want of confirmation from the counterparty and ₹ 0.17 Crores in the age-wise bucket of 1 - 3 years remain unbilled as per the agreed milestones for information technology services.

## (g) Undisclosed Income

The Group do not have any transaction which are not recorded in the books of accounts that has been surrendered or disclosed as income in the tax assessments under the Income Tax Act, 1961 during any of the years.

## (h) Relationship with Struck off Companies

The Group did not have any transactions with Companies struck off under Section 248 of Companies Act, 2013 or Section 560 of Companies Act, 1956 considering the information available with the Group.

## (i) Details of Crypto Currency or Virtual Currency

The Group did not trade or invest in Crypto Currency or virtual currency during the financial year. Hence disclosure relating to it are not applicable.

# NOTES TO THE CONSOLIDATED FINANCIAL STATEMENTS

for the year ended 31<sup>st</sup> March 2021

## 59. The amount of expenditure recognized in the carrying amount of an item of Property, Plant and Equipment in the course of its construction, included in Capital Work-in-Progress are given below:

₹ in Crores

Particulars	31-03-2021	31-03-2020
<b>Pre-operative expenses included in CWIP as at the beginning of the year</b>	<b>132.05</b>	<b>40.43</b>
<b>Expenditure incurred during the year</b>		
(a) Employee Benefits Expenses	34.19	28.06
(b) Finance Costs	100.25	82.97
(c) Depreciation and Amortization expenses	2.00	1.13
(d) Stores and Spares consumption	-	0.11
(e) Repairs and maintenance	5.62	0.72
(f) Insurance	0.48	0.43
(g) Outsourced establishment expenses	0.79	0.40
(h) Traveling expenses	0.47	0.45
(i) Lease Rent	0.23	0.41
(j) Legal and consultancy expenses	1.23	1.57
(k) IT & Communication expenses	1.47	0.69
(l) Power and Fuel	3.62	4.35
(m) Security Charges	1.10	3.98
(n) Miscellaneous expenses	3.10	1.95
<b>Sub Total</b>	<b>154.55</b>	<b>127.22</b>
<b>Less: Capitalised during the year</b>	<b>113.77</b>	<b>35.60</b>
<b>Pre-operative expenses included in CWIP as at the end of the year</b>	<b>172.83</b>	<b>132.05</b>

## 60. Events after the reporting period – Distribution made and proposed

₹ in Crores

Particulars	31-03-2021	31-03-2020
<b>Cash Dividends on Equity Shares declared and paid</b>		
Final dividend for the year ended 31 <sup>st</sup> March 2020: Nil (For the year ended 31 <sup>st</sup> March 2019 ₹ 3/- per share)	-	70.74
Dividend Distribution Tax on Proposed Dividend	-	14.54
Interim dividend for the year ended 31 <sup>st</sup> March 2021: ₹ 3/- per share (For the year ended 31 <sup>st</sup> March 2020: ₹ 2.50 per share)	66.68	58.95
TDS on Dividends/Dividend Distribution Tax on Interim Dividend	4.16	12.12
<b>Proposed Dividends on Equity Shares</b>		
Final dividend for the year ended 31 <sup>st</sup> March 2021: Nil (For the year ended 31 <sup>st</sup> March 2020: Nil)	-	-
Dividend Distribution Tax on Proposed Dividend	-	-

**Note:** Dividend Distribution Tax abolished with effect from 01-04-2020

## 61. Impact of COVID-19

In view of resurgence of COVID-19 across the country, various state governments have started imposing lockdown during May, 2021. The Group's operations are continued in accordance with the guidelines issued by the relevant regulatory authorities with regard to adhering of social distancing, following prescribed hygiene standards. The Group continues to comply with such guidelines from time to time.

The Group has assessed the potential impact of COVID-19 based on the current circumstances and expects that there will not be any significant impact on the continuity of operations of the business on long-term basis. The Group's ongoing capacity expansion program was delayed because of non-availability of labourers due to COVID-19. However, the Group does not have any material risk of non-fulfilment of obligations by any party arising out of existing contracts / agreements.

The Group has exercised due care in determining its significant accounting judgements and estimates while preparing its financial statements including internal controls over financial reporting. As per the current assessment of the Group, there is no material impact on the carrying values of trade receivables, inventories and other financial / non-financial assets as at the reporting date. The Group continues to closely monitor the developments in economic conditions and assess its impact. However, the final impact may differ from the current estimates made as at the date of approval of the financial statements for the year ended 31-03-2021 considering the prevailing uncertainties.



# NOTES TO THE CONSOLIDATED FINANCIAL STATEMENTS

for the year ended 31<sup>st</sup> March 2021

## 62. Capital Management

For the purpose of the Group's capital management, capital includes issued equity share capital and all other equity reserves attributable to the equity holders of the Group. The primary objective of the Group's capital management is to maximize the shareholders' wealth. The Group manages its capital structure and makes adjustments in the light of changes in economic conditions and the requirements of the financial covenants. The Group monitors capital using a gearing ratio, which is net debt divided by total equity plus net debt.

Particulars	₹ in Crores	
	31-03-2021	31-03-2020
Long Term Borrowings	2,162.62	1,832.34
Short Term Borrowings	939.10	1,191.75
Less: Cash and Cash Equivalents	108.11	63.93
<b>Net Debt (A)</b>	<b>2,993.61</b>	<b>2,960.16</b>
Equity Share Capital	23.59	23.56
Other Equity	5,708.11	4,977.79
<b>Total Equity (B)</b>	<b>5,731.60</b>	<b>5,001.35</b>
<b>Total Capital Employed (C) = (A) + (B)</b>	<b>8,725.21</b>	<b>7,961.51</b>
<b>Capital Gearing Ratio (A) / (C)</b>	<b>34%</b>	<b>37%</b>

In order to achieve this overall objective, the Group's capital management, amongst other things, aims to ensure that it meets financial covenants attached to the interest-bearing loans and borrowings that define capital structure requirements. There have been no breaches in the financial covenants of any interest-bearing loans/borrowing. The Group is not subjected to any externally imposed capital requirements. There are no significant changes in the objectives, policies or processes for managing capital during the years ended 31-03-2021 and 31-03-2020.

**63.** The Central Government has published The Code on Social Security, 2020 and Industrial Relations Code, 2020 ("the codes") in the Gazette of India, inter alia, subsuming various existing labour and industrial laws which deals with employees including post-employment period. The effective date of the code and the rules are yet to be notified. The impact of the legislative changes if any will be assessed and recognized post notification of relevant provisions.

## 64. Reclassification of previous year figures upon complying with Schedule III Amendments

The Group had voluntarily adopted to comply with the amendments in Schedule III of Companies Act, 2013 notified on 24-03-2021, for the financial year 2020-21, though the applicability is spelt out with effect from 01-04-2021. Accordingly the Group has complied with such disclosures and reclassified the following items in the previous years, to conform to current year classification.

Nature of the reclassification	Amount of each item reclassified	Reason for the reclassification
Hitherto, Current maturities of Long term borrowings was included in Other Current Financial Liabilities. As per the requirement under amendments to Schedule III, the same has been presented under 'Short Term Borrowings' as a separate line and previous year figure has been reclassified	2020-21: ₹ 616.98 Crores 2019-20: ₹ 391.69 Crores	Schedule III Amendments in the Companies Act 2013
Earlier Lease Liabilities were presented as part of Other Financial Liabilities. However as per the requirement under amendments to Schedule III, the same has been presented as separate line item on the face of Balance Sheet under the head 'Financial Liabilities' after Borrowings and previous year figure has been reclassified accordingly	Non-Current Lease Liabilities: 2020-21: ₹ 7.95 Crores 2019-20: ₹ 8.06 Crores Current Lease Liabilities: 2020-21: ₹ 0.11 Crores 2019-20: ₹ 0.10 Crores	Schedule III Amendments in the Companies Act 2013

As per our report annexed

For **SRSV & ASSOCIATES**  
Chartered Accountants  
Firm Registration Number: 015041S

For **RAMAKRISHNA RAJA AND CO**  
Chartered Accountants  
Firm Registration Number: 005333S

**P.R. VENKETRAMA RAJA**  
Chairman and Managing Director  
Rajapalayam

**S. VAITHIYANATHAN**  
Chief Financial Officer  
Chennai

**P. SANTHANAM**  
Partner  
Membership No. 018697  
Chennai

**M. VIJAYAN**  
Partner  
Membership No. 026972  
Chennai

**A.V. DHARMAKRISHNAN**  
Chief Executive Officer  
Chennai

**K.SELVANAYAGAM**  
Secretary  
Chennai

24-05-2021

**ADDITIONAL INFORMATION, AS REQUIRED UNDER SCHEDULE III TO THE COMPANIES ACT, 2013 OF ENTERPRISES CONSOLIDATED AS SUBSIDIARIES/ASSOCIATES FOR THE YEAR 2020-21**

Name of the Entity	Net Assets i.e. total assets minus total liabilities		Share in Profit/Loss		Share in Other Comprehensive Income (OCI)		Share in Total Comprehensive Income (TCI)	
	As % of Consolidated net assets	₹ In Crores	As % of Consolidated profit/loss	₹ In Crores	As % of Consolidated OCI	₹ In Crores	As % of Consolidated TCI	₹ In Crores
<b>Parent</b>								
The Ramco Cements Limited	94.56%	5,425.61	96.86%	759.79	81.39%	(2.93)	96.94%	756.86
<b>Subsidiaries</b>								
Indian								
Ramco Windfarms Limited	0.24%	13.76	0.19%	1.49	-	-	0.19%	1.49
Ramco Industries and Technology Services Limited	0.23%	13.24	0.21%	1.61	7.78%	(0.28)	0.17%	1.33
Minority Interest in Subsidiary	0.11%	6.31	0.09%	0.69	0.56%	(0.02)	0.09%	0.67
<b>Associates (Investments as per the Equity Method)</b>								
Indian								
Ramco Industries Limited	2.12%	121.71	2.40%	18.83	(51.11%)	1.84	2.65%	20.67
Ramco Systems Limited	2.44%	139.93	1.37%	10.71	61.11%	(2.20)	1.09%	8.51
Rajapalayam Mills Limited	0.02%	1.25	(0.02%)	(0.16)	-	-	(0.02%)	(0.16)
Madurai Trans Carrier Limited	0.06%	3.61	-	-	-	-	-	-
Lynks Logistics Limited	0.22%	12.59	(1.10%)	(8.63)	0.27%	(0.01)	(1.11%)	(8.64)

As per our report annexed

**For SRSV & ASSOCIATES**  
Chartered Accountants  
Firm Registration Number: 015041S

**P. SANTHANAM**  
Partner  
Membership No. 018697  
Chennai

24-05-2021

**For RAMAKRISHNA RAJA AND CO**  
Chartered Accountants  
Firm Registration Number: 005333S

**M. VIJAYAN**  
Partner  
Membership No. 026972  
Chennai

**P.R. VENKETRAMA RAJA**  
Chairman and Managing Director  
Rajapalayam

**A.V. DHARMAKRISHNAN**  
Chief Executive Officer  
Chennai

**S. VAITHIYANATHAN**  
Chief Financial Officer  
Chennai

**K.SELVANAYAGAM**  
Secretary  
Chennai





**YOU SURE HAVE A HEART  
SO YOU MUST HAVE SOME BLOOD  
TO DONATE**

**LET YOUR BLOOD RUSH IN  
WHEN SOMEONE'S LIFE IS  
RUNNING OUT**



**THE RAMCO CEMENTS LIMITED**  
"Auras Corporate Centre", 5<sup>th</sup> Floor, 98-A,  
Dr. Radhakrishnan Road, Mylapore,  
Chennai - 600 004.