

July 15, 2022

Department of Corporate Services
BSE Limited,
Mumbai 400001

The Listing Department
National Stock Exchange of India Limited,
Mumbai 400051

Through: BSE Listing Centre

Through: NEAPS/Digital Exchange

Scrip code: 533273
Debt - 973653, 973654, 973655

Scrip Symbol: OBEROIRLTY

Sub: Unaudited consolidated and standalone financial results for the quarter ended June 30, 2022

Dear Sirs,

With reference to the above, we hereby inform you that the Board of Directors in their meeting held on July 15, 2022 have approved the unaudited consolidated and standalone financial results for the quarter ended June 30, 2022 and the same are enclosed herewith.

Also enclosed herewith are the Limited Review Reports given by the Statutory Auditors on the above financial results.


The above meeting of the Board of Directors commenced at 4.15 p.m. and concluded at 5.30 p.m.

Also, with the financial results as above having been communicated to the stock exchanges, the Trading Window shall open w.e.f. July 18, 2022.

Request you to kindly take the above on record and oblige.

Thanking you.

For Oberoi Realty Limited


Bhaskar Kshirsagar
Company Secretary

Encl: As above.

Independent Auditor's Review Report on the Quarterly Unaudited Consolidated Financial Results of the Company Pursuant to the Regulation 33 and 52 of the SEBI (Listing Obligations and Disclosure Requirements) Regulations, 2015, as amended

**Review Report to
The Board of Directors
Oberoi Realty Limited**

1. We have reviewed the accompanying Statement of Unaudited Consolidated Financial Results of Oberoi Realty Limited (the "Holding Company") and its subsidiaries (the Holding Company and its subsidiaries together referred to as "the Group"), and its joint ventures for the quarter ended June 30, 2022 (the "Statement") attached herewith, being submitted by the Holding Company pursuant to the requirements of Regulation 33 and 52 of the SEBI (Listing Obligations and Disclosure Requirements) Regulations, 2015, as amended (the "Listing Regulations").
2. The Holding Company's Management is responsible for the preparation of the Statement in accordance with the recognition and measurement principles laid down in Indian Accounting Standard 34, (Ind AS 34) "Interim Financial Reporting" prescribed under Section 133 of the Companies Act, 2013 as amended, read with relevant rules issued thereunder and other accounting principles generally accepted in India and in compliance with Regulation 33 and 52 of the Listing Regulations. The Statement has been approved by the Holding Company's Board of Directors. Our responsibility is to express a conclusion on the Statement based on our review.
3. We conducted our review of the Statement in accordance with the Standard on Review Engagements (SRE) 2410, "Review of Interim Financial Information Performed by the Independent Auditor of the Entity" issued by the Institute of Chartered Accountants of India. This standard requires that we plan and perform the review to obtain moderate assurance as to whether the Statement is free of material misstatement. A review of interim financial information consists of making inquiries, primarily of persons responsible for financial and accounting matters, and applying analytical and other review procedures. A review is substantially less in scope than an audit conducted in accordance with Standards on Auditing and consequently does not enable us to obtain assurance that we would become aware of all significant matters that might be identified in an audit. Accordingly, we do not express an audit opinion.

We also performed procedures in accordance with the Circular No. CIR/CFD/CMD1/44/2019 dated March 29, 2019 issued by the Securities and Exchange Board of India under Regulation 33(8) of the Listing Regulations, to the extent applicable.

4. The Statement includes the results of the entities listed in Annexure 1 of this report.
5. Based on our review conducted and procedures performed as stated in paragraph 3 above and based on the consideration of the review reports of other auditors referred to in paragraph 6 below, nothing has come to our attention that causes us to believe that the accompanying Statement, prepared in accordance with recognition and measurement principles laid down in the aforesaid Indian Accounting Standards ('Ind AS') specified under Section 133 of the Companies Act, 2013, as amended, read with relevant rules issued thereunder and other accounting principles generally accepted in India, has not disclosed the information required to be disclosed in terms of the Listing Regulations, including the manner in which it is to be disclosed, or that it contains any material misstatement.
6. The accompanying Statement includes the interim reviewed financial results in respect of:
 - Three subsidiaries, whose unaudited interim financial results include total revenues of Rs 0.13 lakhs, total net loss after tax of Rs. 0.10 lakhs, total comprehensive loss of Rs. 0.10 lakhs, for the quarter ended June 30, 2022, as considered in the Statement which have been reviewed by their respective independent auditors.
 - Three joint ventures, whose unaudited interim financial results include Group's share of net profit of Rs. 4,377.56 lakhs and Group's share of total comprehensive income of Rs. 4,378.33 lakhs for the quarter ended June 30, 2022, as considered in the Statement whose interim financial results have been reviewed by their respective independent auditors.

The independent auditor's reports on interim financial results of these entities have been furnished to us by the Management and our conclusion on the Statement, in so far as it relates to the amounts and



SRBC & CO LLP

Chartered Accountants

3/11


disclosures in respect of these subsidiaries and joint ventures is based solely on the report of such auditors and procedures performed by us as stated in paragraph 3 above.

7. The accompanying Statement includes unaudited interim financial results in respect of five joint ventures, whose interim financial results includes the Group's share of net loss of Rs. 43.25 lakhs and Group's share of total comprehensive loss of Rs. 43.25 lakhs for the quarter ended June 30, 2022.

The unaudited financial results joint ventures have not been reviewed by any auditors and have been approved and furnished to us by the Management and our conclusion on the Statement, in so far as it relates to the affairs of these joint ventures, is based solely on such unaudited interim financial results. According to the information and explanations given to us by the Management, these financial results are not material to the Group.

Our conclusion on the Statement in respect of matters stated in para 6 and 7 above is not modified with respect to our reliance on the work done and the reports of the other auditors and the financial results certified by the Management.

For SRBC & CO LLP
Chartered Accountants
ICAI Firm registration number: 324982E/E300003


per Vinayak Pujare
Partner
Membership No.: 101143



UDIN: 22101143AMXWQP4515

Mumbai
July 15, 2022

4/11

Annexure 1 to the Review Report on the Unaudited Consolidated Quarterly Financial Results of Oberoi Realty Limited for the quarter ended June 30, 2022

Subsidiaries

1. Astir Realty LLP
2. Buoyant Realty LLP
3. Encase Realty Private Limited
4. Evenstar Hotels Private Limited
5. Expressions Realty Private Limited
6. Incline Realty Private Limited
7. Integrus Realty Private Limited
8. Kingston Hospitality and Developers Private Limited
9. Kingston Property Services Limited
10. Oberoi Constructions Limited
11. Oberoi Mall Limited
12. Perspective Realty Private Limited
13. Pursuit Realty LLP
14. Sight Realty Private Limited

Joint Ventures

1. Homexchange Limited
2. I-Ven Realty Limited
3. Metropark Infratech And Realty Developments Private Limited
4. Moveup Real Estate Private Limited
5. Oasis Realty
6. Saldanha Realty and Infrastructure LLP
7. Sangam City Township Private Limited
8. Schematic Estate LLP
9. Shri Siddhi Avenues LLP
10. Siddhivinayak Realities Private Limited



5/11

OBEROI
REALTY
OBEROI REALTY LIMITED

Registered Office : Commerz, 3rd Floor, International Business Park, Oberoi Garden City, Goregaon (E),
Mumbai – 400 063, India
CIN: L45200MH1998PLC114818, E-mail ID: corporate@oberoiREALTY.com, Website: www.oberoiREALTY.com,
Tel: +9122 6677 3333, Fax: +91 22 6677 3334

Unaudited Consolidated Financial Results for the Quarter Ended June 30, 2022

(Rs. in Lakh, except per share data)

No	Particulars	Quarter ended			Year ended
		30/06/2022	31/03/2022	30/06/2021	31/03/2022
		Unaudited	Audited (Refer note 2)	Unaudited	Audited
1	Income				
	a. Revenue from operations	91,311	82,346	28,425	2,69,397
	b. Other income	2,170	1,948	1,052	5,845
	Total income (a+b)	93,481	84,294	29,477	2,75,242
2	Expenses				
	a. Operating costs	26,714	53,501	12,740	1,72,311
	b. Changes in inventories	11,415	(12,329)	463	(37,347)
	c. Employee benefits expense	1,820	2,145	1,560	6,837
	d. Finance costs	3,260	3,160	1,734	8,603
	e. Depreciation and amortisation expense	978	967	1,009	3,978
	f. Other expenses	2,145	3,852	1,175	9,462
	Total expenses (a+b+c+d+e+f)	46,332	51,296	18,681	1,63,844
3	Profit before share of profit/(loss) of joint ventures (net) and exceptional items (1-2)	47,149	32,998	10,796	1,11,398
4	Share of profit/(loss) of joint ventures (net)	4,529	80	167	23,960
5	Profit before exceptional items and tax (3+4)	51,678	33,078	10,963	1,35,358
6	Exceptional item	-	-	-	-
7	Profit before tax (5+6)	51,678	33,078	10,963	1,35,358
8	Tax expense				
	a. Current tax	11,995	10,262	3,144	30,881
	b. Deferred tax	(625)	(419)	(244)	(233)
9	Net profit for the period (7-8)	40,308	23,235	8,063	1,04,710
10	Other comprehensive income				
	a. Items that will not be reclassified to profit or loss	54	56	25	104
	b. Income tax relating to items that will not be reclassified to profit or loss	(14)	(13)	(7)	(27)
11	Total comprehensive income for the period (9+10)**	40,348	23,278	8,081	1,04,787
12	Paid-up equity share capital (Face value of Rs.10 each)	36,360	36,360	36,360	36,360
13	Paid up debt capital	2,82,354	2,85,547	1,64,524	2,85,547
14	Other equity				10,05,254
15	Net worth	10,81,940	10,41,614	9,44,974	10,41,614
16	Capital redemption reserve	5,710	5,710	5,710	5,710
17	Earnings per share (EPS)* (Face value of Rs.10 each)				
	a) Basic EPS	11.09	6.39	2.22	28.80
	b) Diluted EPS	11.09	6.39	2.22	28.80
18	Debt equity ratio	0.26	0.27	0.17	0.27
19	Debt service coverage ratio	1.75	0.89	0.26	0.56
20	Interest service coverage ratio	8.13	6.00	2.95	5.99
21	Current ratio	3.38	3.13	2.99	3.13
22	Long term debt to working capital ratio	0.35	0.36	0.14	0.36
23	Bad debts to Account receivable ratio	-	-	-	-
24	Current liability ratio	0.51	0.54	0.73	0.54
25	Total debts to total assets ratio	0.18	0.18	0.13	0.18
26	Debtors turnover^ (days)	15	11	17	14
27	Inventory turnover^ (days)	1,188	1,087	3,212	1,311
28	Operating margin (%)	53.90%	42.72%	43.93%	43.85%
29	Net profit margin (%)	43.12%	27.56%	27.35%	38.04%

* Not annualised, except year end Basic and Diluted EPS

** Entirely attributable to owner of the parent.

^ Ratios for the quarter have been annualised.




Notes:

6/11

- 1 The Unaudited Consolidated Financial Results for the quarter ended June 30, 2022 have been reviewed by the Audit Committee and approved by the Board of Directors at its meeting held on July 15, 2022 and have been subjected to Limited Review by the Statutory Auditors of the Company. The Consolidated Financial Results are prepared in accordance with the Indian Accounting Standards (Ind AS) as prescribed under Section 133 of the Companies Act, 2013.
- 2 The figures for the quarter ended March 31, 2022 are the balancing figures between audited figures in respect of full financial year and unaudited published year to date figures up to the third quarter of the respective financial year.
- 3 The nature of the real estate business of the Group is such that the result of the quarter/year may not be representative of the profit/(loss) for the period.
- 4 The listed, secured, redeemable, non-convertible debentures issued by the Company are secured by (i) pari passu mortgage of the unsold identified residential units in projects developed by a subsidiary company, (ii) pari passu charge on Receivables from certain identified residential units from the said projects, and the bank accounts into which such Receivables are deposited, and (iii) further secured by way of an irrevocable and unconditional corporate guarantee from the said subsidiary company. The asset cover maintained in respect of the said debentures as on June 30, 2022 is as per the terms of offer document and the Debenture Trust Deed.
- 5 Formulae for computation of ratios are as follows:
 - a) Debt Equity Ratio = Debt/Equity (Debt = Non current borrowings + Current borrowings including current maturities of long term debt)
 - b) Debt Service Coverage Ratio = Earnings before interest and tax less interest income/(Interest Expense + Principal Repayments made during the period) (Interest expense includes interest capitalised to projects)
 - c) Interest Service Coverage Ratio = Earnings before interest and tax less interest income/Interest Expense
 - d) Current Ratio = Current Assets/Current Liabilities
 - e) Long term debt to working capital = Non-Current Borrowings (Including Current Maturities of Non-Current Borrowings)/Current Assets Less Current Liabilities (Excluding Current Maturities of Non-Current Borrowings)
 - f) Bad debts to Account receivable ratio = Bad Debts/Average Trade Receivables
 - g) Current liability ratio = Total Current Liabilities/Total Liabilities
 - h) Total debts to total assets = Total Debt/Total Assets
 - i) Debtors turnover = Average Trade Receivables/Total revenue from operations (For revenue from projects for sale, the billing during the period is considered). (Revenue/billing of trailing twelve months has been considered)
 - j) Inventory turnover = Average Inventories/Cost of Goods Sold
 - k) Operating margin (%) = (Earnings before interest, tax and depreciation and amortisation - Other Income)/ Revenue from operations
 - l) Net profit margin (%) = Profit After Tax (Including Share of profit / (loss) of joint ventures (net))/ Total income
- 6 Previous period figures have been regrouped, re-arranged and re-classified wherever necessary to conform to current period's classification.
- 7 The standalone financial results for the quarter ended June 30, 2022 are summarised below and detailed financial results are available on the Company's website www.oberoirealty.com and have been submitted to the BSE Limited (www.bseindia.com) and National Stock Exchange of India Limited (www.nseindia.com), where the equity shares of the Company are listed.

Particulars	(Rs. in Lakh)			
	Quarter ended		Year ended	
	30/06/2022	31/03/2022	30/06/2021	31/03/2022
	Unaudited	Audited (Refer note 2)	Unaudited	Audited
Total revenue (including other income)	40,365	25,808	11,065	1,07,481
Profit before tax	25,813	7,289	5,941	49,851
Profit after tax	19,670	5,503	4,619	38,188

SIGNED FOR IDENTIFICATION
BY

S R B C & CO LLP
MUMBAI



(Rs. in Lakh)

Particulars	Quarter ended			Year ended
	30/06/2022	31/03/2022	30/06/2021	31/03/2022
	Unaudited	Audited (Refer note 2)	Unaudited	Audited
Segment Revenue				
(a) Real estate	87,830	80,064	27,648	2,62,202
(b) Hospitality	3,481	2,282	777	7,195
Total Segment Revenue	91,311	82,346	28,425	2,69,397
Less: Inter segment revenue	-	-	-	-
Net income from operations	91,311	82,346	28,425	2,69,397
Segment Results				
(Profit before unallocable (expenditure) / income, interest and finance charges and tax)				
(a) Real estate	47,196	35,613	12,024	1,15,808
(b) Hospitality	1,252	446	(373)	721
Total Segment Results	48,448	36,059	11,651	1,16,529
Add/(Less):				
i) Interest and finance charges	(3,260)	(3,160)	(1,734)	(8,603)
ii) Unallocable (expenditure) / income net of Unallocable Expenditure	1,961	99	879	3,472
Profit before share of profit / (loss) of joint ventures (net)	47,149	32,998	10,796	1,11,398
Add/(Less): Share of profit / (loss) of joint ventures (net)				
(a) Real estate	4,529	80	167	23,960
Profit after share of profit / (loss) of joint ventures (net)	51,678	33,078	10,963	1,35,358
Segment Assets				
(a) Real estate	11,64,241	11,50,933	9,30,551	11,50,933
(b) Hospitality	1,33,494	1,32,878	1,27,996	1,32,878
Total segment assets	12,97,735	12,83,811	10,58,547	12,83,811
Add: Unallocated assets (1)	3,00,739	2,85,246	2,05,374	2,85,246
Total Assets	15,98,474	15,69,057	12,63,921	15,69,057
Segment Liabilities				
(a) Real estate	4,80,164	4,92,521	2,78,196	4,92,521
(b) Hospitality	30,767	32,327	36,644	32,327
Total segment liability	5,10,931	5,24,848	3,14,840	5,24,848
Add: Unallocated liabilities (2)	5,603	2,595	4,107	2,595
Total Liabilities	5,16,534	5,27,443	3,18,947	5,27,443

(1) Unallocated assets primarily comprise of corporate investments, tax, deferred tax assets and certain property, plant and equipment.

(2) Unallocated liabilities primarily includes tax and deferred tax liabilities.

For and on behalf of the Board


Vikas Oberoi
Chairman & Managing Director


Mumbai, July 15, 2022



Independent Auditor's Review Report on the Quarterly Unaudited Standalone Financial Results of the Company Pursuant to the Regulation 33 and 52 of the SEBI (Listing Obligations and Disclosure Requirements) Regulations, 2015, as amended**Review Report to
The Board of Directors
Oberoi Realty Limited**

1. We have reviewed the accompanying statement of unaudited standalone financial results of Oberoi Realty Limited (the "Company") for the quarter ended June 30, 2022 (the "Statement") attached herewith, being submitted by the Company pursuant to the requirements of Regulations 33 and 52 of the SEBI (Listing Obligations and Disclosure Requirements) Regulations, 2015, as amended (the "Listing Regulations").
2. The Company's Management is responsible for the preparation of the Statement in accordance with the recognition and measurement principles laid down in Indian Accounting Standard 34, (Ind AS 34) "Interim Financial Reporting" prescribed under Section 133 of the Companies Act, 2013 as amended, read with relevant rules issued thereunder and other accounting principles generally accepted in India and in compliance with Regulations 33 and 52 of the Listing Regulations. The Statement has been approved by the Company's Board of Directors. Our responsibility is to express a conclusion on the Statement based on our review.
3. We conducted our review of the Statement in accordance with the Standard on Review Engagements (SRE) 2410, "Review of Interim Financial Information Performed by the Independent Auditor of the Entity" issued by the Institute of Chartered Accountants of India. This standard requires that we plan and perform the review to obtain moderate assurance as to whether the Statement is free of material misstatement. A review of interim financial information consists of making inquiries, primarily of persons responsible for financial and accounting matters, and applying analytical and other review procedures. A review is substantially less in scope than an audit conducted in accordance with Standards on Auditing and consequently does not enable us to obtain assurance that we would become aware of all significant matters that might be identified in an audit. Accordingly, we do not express an audit opinion.
4. Based on our review conducted as above, nothing has come to our attention that causes us to believe that the accompanying Statement, prepared in accordance with the recognition and measurement principles laid down in the aforesaid Indian Accounting Standards ('Ind AS') specified under Section 133 of the Companies Act, 2013 as amended, read with relevant rules issued thereunder and other accounting principles generally accepted in India, has not disclosed the information required to be disclosed in terms of the Listing Regulations, including the manner in which it is to be disclosed, or that it contains any material misstatement.

For S R B C & CO LLP
Chartered Accountants
ICAI Firm registration number: 324982E/E300003


per Vinayak Pujare
Partner
Membership No.: 101143

UDIN: 22101143AMXWF19532

Mumbai
July 15, 2022

9/11

**OBEROI
REALTY
OBEROI REALTY LIMITED**

Registered Office : Commerz, 3rd Floor, International Business Park, Oberoi Garden City, Goregaon (E),
Mumbai – 400 063, India

CIN: L45200MH1998PLC114818, E-mail ID: corporate@oberoi Realty.com, Website: www.oberoi Realty.com,
Tel: +9122 6677 3333, Fax: +91 22 6677 3334

Unaudited Standalone Financial Results for the Quarter Ended June 30, 2022

(Rs. in Lakh, except per share data)

No	Particulars	Quarter ended		Year ended	
		30/06/2022	31/03/2022	30/06/2021	31/03/2022
		Unaudited	Audited (Refer note 2)	Unaudited	Audited
1	Income				
	a. Revenue from operations	38,458	23,827	9,862	1,01,248
	b. Other income	1,907	1,981	1,203	6,233
	Total income (a+b)	40,365	25,808	11,065	1,07,481
2	Expenses				
	a. Operating costs	8,762	36,887	3,125	94,499
	b. Changes in inventories	458	(24,342)	(774)	(52,979)
	c. Employee benefits expense	1,398	1,440	1,018	4,719
	d. Finance costs	1,846	1,834	245	2,904
	e. Depreciation and amortisation expense	640	632	667	2,613
	f. Other expenses	1,448	2,068	843	5,874
	Total expenses (a+b+c+d+e+f)	14,552	18,519	5,124	57,630
3	Profit before exceptional items and tax (1-2)	25,813	7,289	5,941	49,851
4	Exceptional item	-	-	-	-
5	Profit before tax (3+4)	25,813	7,289	5,941	49,851
6	Tax expense				
	a. Current tax	6,770	3,482	1,317	13,388
	b. Deferred tax	(627)	(1,696)	5	(1,725)
7	Net profit for the period (5-6)	19,670	5,503	4,619	38,188
8	Other comprehensive income				
	a. Items that will not be reclassified to profit or loss	34	50	15	74
	b. Income tax relating to items that will not be reclassified to profit or loss	(9)	(13)	(4)	(19)
9	Total comprehensive income for the period (7+8)	19,695	5,540	4,630	38,243
10	Paid-up equity share capital (Face value of Rs.10 each)	36,360	36,360	36,360	36,360
11	Paid up debt capital	1,80,663	1,71,583	96,804	1,71,583
12	Other equity				6,71,085
13	Net worth	7,27,119	7,07,445	6,73,898	7,07,445
14	Capital redemption reserve	5,710	5,710	5,710	5,710
15	Earnings per share (EPS)* (Face value of Rs.10 each)				
	a) Basic EPS	5.41	1.51	1.27	10.50
	b) Diluted EPS	5.41	1.51	1.27	10.50
16	Debt equity ratio	0.25	0.24	0.14	0.24
17	Debt service coverage ratio	7.51	0.19	0.18	0.34
18	Interest service coverage ratio	7.51	2.29	2.88	5.01
19	Current ratio	5.79	5.18	4.47	5.18
20	Long term debt to working capital ratio	0.30	0.29	0.07	0.29
21	Bad debts to Account receivable ratio	-	-	-	-
22	Current liability ratio	0.39	0.43	0.74	0.43
23	Total debts to total assets ratio	0.17	0.17	0.11	0.17
24	Debtors turnover^ (days)	16	12	12	11
25	Inventory turnover^ (days)	2,464	1,706	7,637	1,964
26	Operating margin (%)	68.63%	32.62%	57.29%	48.53%
27	Net profit margin (%)	48.73%	21.32%	41.74%	35.53%

* Not annualised, except year end Basic and Diluted EPS

^ Ratios for the quarter have been annualised.

**SIGNED FOR IDENTIFICATION
BY**



**S R B C & CO LLP
MUMBAI**

Notes:

- 1 The Unaudited Standalone Financial Results for the quarter ended June 30, 2022 have been reviewed by the Audit Committee and approved by the Board of Directors at its meeting held on July 15, 2022 and have been subjected to Limited Review by the Statutory Auditors of the Company. The Standalone Financial Results are prepared in accordance with the Indian Accounting Standards (Ind AS) as prescribed under Section 133 of the Companies Act, 2013.
- 2 The figures for the quarter ended March 31, 2022 are the balancing figures between audited figures in respect of full financial year and unaudited published year to date figures up to the third quarter of the respective financial year.
- 3 The nature of the real estate business of the Company is such that the result of the quarter/year may not be representative of the profit/(loss) for the period.
- 4 The listed, secured, redeemable, non-convertible debentures issued by the Company are secured by (i) pari passu mortgage of the unsold identified residential units in projects developed by a subsidiary company, (ii) pari passu charge on Receivables from certain identified residential units from the said projects, and the bank accounts into which such Receivables are deposited, and (iii) further secured by way of an irrevocable and unconditional corporate guarantee from the said subsidiary company. The asset cover maintained in respect of the said debentures as on June 30, 2022 is as per the terms of offer document and the Debenture Trust Deed.
- 5 Formulae for computation of ratios are as follows:
 - a) Debt Equity Ratio = Debt/Equity (Debt = Non current borrowings + Current borrowings including current maturities of long term debt)
 - b) Debt Service Coverage Ratio = Earnings before interest and tax less interest income/(Interest Expense + Principal Repayments made during the period) (Interest expense includes interest capitalised to projects)
 - c) Interest Service Coverage Ratio = Earnings before interest and tax less interest income/Interest Expense
 - d) Current Ratio = Current Assets/Current Liabilities
 - e) Long term debt to working capital = Non-Current Borrowings (Including Current Maturities of Non-Current Borrowings)/Current Assets Less Current Liabilities (Excluding Current Maturities of Non-Current Borrowings)
 - f) Bad debts to Account receivable ratio = Bad Debts/Average Trade Receivables
 - g) Current liability ratio = Total Current Liabilities/Total Liabilities
 - h) Total debts to total assets = Total Debt/Total Assets
 - i) Debtors turnover = Average Trade Receivables/Total revenue from operations (For revenue from projects for sale, the billing during the period is considered). (Revenue/billing of trailing twelve months has been considered)
 - j) Inventory turnover = Average Inventories/Cost of Goods Sold
 - k) Operating margin (%) = (Earnings before interest, tax and depreciation and amortisation - Other Income)/ Revenue from operations
 - l) Net profit margin (%) = Profit After Tax/Total income
- 6 Previous period figures have been regrouped, re-arranged and re-classified wherever necessary to conform to current period's classification.



7 Unaudited Standalone Segment wise Revenue, Results, Assets and Liabilities for the quarter ended June 30, 2022:

(Rs. in Lakh)

Particulars	Quarter ended			Year ended
	30/06/2022	31/03/2022	30/06/2021	31/03/2022
	Unaudited	Audited (Refer note 2)	Unaudited	Audited
Segment Revenue				
(a) Real estate	34,977	21,545	9,085	94,053
(b) Hospitality	3,481	2,282	777	7,195
Total Segment Revenue	38,458	23,827	9,862	1,01,248
Less: Inter segment revenue	-	-	-	-
Net income from operations	38,458	23,827	9,862	1,01,248
Segment Results (Profit before unallocable (expenditure)/income, interest and finance charges and tax)				
(a) Real estate	24,693	7,732	5,516	47,230
(b) Hospitality	1,248	444	(377)	712
Total Segment Results	25,941	8,176	5,139	47,942
Add/(Less):				
i) Interest and finance charges	(1,846)	(1,834)	(245)	(2,904)
ii) Unallocable (expenditure)/income net of Unallocable Expenditure	1,718	947	1,047	4,813
Profit before tax	25,813	7,289	5,941	49,851
Segment Assets				
(a) Real estate	8,98,809	8,92,548	7,34,799	8,92,548
(b) Hospitality	18,961	19,145	18,923	19,145
Total segment assets	9,17,770	9,11,693	7,53,722	9,11,693
Add: Unallocated assets (1)	1,24,634	1,13,086	97,338	1,13,086
Total Assets	10,42,404	10,24,779	8,51,060	10,24,779
Segment Liabilities				
(a) Real estate	3,07,828	3,12,753	1,71,071	3,12,753
(b) Hospitality	4,042	4,164	3,702	4,164
Total segment liability	3,11,870	3,16,917	1,74,773	3,16,917
Add: Unallocated liabilities (2)	3,416	417	2,388	417
Total Liabilities	3,15,286	3,17,334	1,77,161	3,17,334


(1) Unallocated assets primarily comprise of corporate investments and certain property, plant and equipment.

(2) Unallocated liabilities primarily includes tax and deferred tax liabilities.

Mumbai, July 15, 2022



For and on behalf of the Board


 Vikas Oberoi
 Chairman & Managing Director