



# TAPARIA TOOLS LTD.

REGD. OFFICE & WORKS : 52 & 52B, MIDC AREA, SATPUR, NASHIK - 422 007.

TEL.: 0253 - 2350317 / 2350318 / 2350418 / 2350740

E-mail : nashik@tapariatools.com Web site : <http://www.tapariatools.com>

CIN : L99999MH1965PLC013392.



TTL/SEC/2021-22/  
29 June 2021

BSE Limited,  
Corporate Relationship Department,  
P. J. Towers, Dalal Street, Fort,  
Mumbai- 400 023.  
Scrip Code: 505685

Dear Sir,

Sub.: Declaration of Audited Standalone Financial Results for the Quarter and Year ended  
March 31, 2021

---

Pursuant to Regulation 30(2) read with Schedule III of SEBI (Listing Obligations and Disclosures Requirements), Regulations, 2015, this is to inform you that the Board of Directors of the Company, at its Meeting held on 29<sup>th</sup> June 2021, discussed and approved "The Statement of Standalone Audited Financial Results for the quarter and year ended 31<sup>st</sup> March 2021 along with Audited Statement of Assets and liabilities as at March 31, 2021 and Cash Flow Statement for the year ended March 31, 2021 and "Independent Auditor's Report on the audit of Annual Financial Results for the quarter and year ended 31<sup>st</sup> March 2021".

Thanking you,

Yours faithfully,  
For Taparia Tools Limited

  
S.R. Bagad  
Chief Financial Officer



Encl. : As above



**TAPARIA TOOLS LTD.**

Regd. Office : 52 & 52B, MIDC Area, Satpur, Nashik - 422 007

E-Mail : nashik@tapariatools.com

Web site : http://www.tapariatools.com

CIN : L99999MH1965PLC013392

**STATEMENT OF AUDITED STANDALONE FINANCIAL RESULTS FOR THE QUARTER AND YEAR ENDED 31ST MARCH, 2021**

*Rs. in lakh*

Sr. No.	Particulars	Quarter Ended			Year ended	
		31.03.2021	31.12.2020	31.03.2020	31.03.2021	31.03.2020
		Audited	Unaudited	Audited	Audited	Audited
<b>I</b>	<b>Income From Operations</b>					
1	Revenue From Operations	17,770.17	16,549.78	11,433.78	53,605.32	47,150.88
2	Other Income	59.86	63.61	316.73	169.69	387.11
	<b>Total Income (1 +2)</b>	<b>17,830.03</b>	<b>16,613.39</b>	<b>11,750.51</b>	<b>53,775.01</b>	<b>47,537.99</b>
<b>II</b>	<b>EXPENSES</b>					
(a)	Cost of Material consumed	941.55	798.45	610.51	2,592.20	2,415.83
(b)	Purchase of Stock -in-trade	9,177.18	9,800.30	4,695.25	30,712.72	26,400.58
(c)	Changes in Inventories of finished goods, Stock-in-trade and work-in-progress	802.40	(224.13)	1,356.90	292.93	157.57
(d)	Employee benefits expense	889.37	727.08	699.54	2,910.26	3,016.46
(e)	Finance Costs	9.75	2.77	8.88	20.05	23.72
(f)	Depreciation and amortisation expense	39.93	42.37	45.23	166.68	167.48
(g)	Other expenses	3,928.21	3,199.51	2,994.76	10,636.21	11,242.48
	<b>Total Expenses (a) to (g)</b>	<b>15,788.39</b>	<b>14,346.35</b>	<b>10,411.07</b>	<b>47,331.05</b>	<b>43,424.12</b>
<b>III</b>	<b>Profit before exceptional items and tax (I - II)</b>	<b>2,041.64</b>	<b>2,267.04</b>	<b>1,339.44</b>	<b>6,443.96</b>	<b>4,113.87</b>
	Add/Less :Exceptional Items	-	-	-	-	-
<b>IV</b>	<b>Profit before tax</b>	<b>2,041.64</b>	<b>2,267.04</b>	<b>1,339.44</b>	<b>6,443.96</b>	<b>4,113.87</b>
	Less :Tax Expense	-	-	-	-	-
(1)	Current tax	582.26	538.03	360.04	1,661.83	1,058.30
(2)	Deferred tax charge/(credit)	(41.92)	21.50	15.32	1.95	(3.25)
(3)	Excess Tax Provision for earlier years written back	(53.41)	-	-	(53.41)	-
<b>V</b>	<b>Total Tax</b>	<b>486.93</b>	<b>559.53</b>	<b>375.36</b>	<b>1,610.37</b>	<b>1,055.05</b>
<b>VI</b>	<b>Net Profit for the period after Tax (IV-V)</b>	<b>1,554.71</b>	<b>1,707.51</b>	<b>964.08</b>	<b>4,833.59</b>	<b>3,058.82</b>
<b>VII</b>	<b>Other Comprehensive Income</b>					
A	(i) Items that will not be reclassified to profit or loss	49.85	-	(5.72)	40.54	(18.62)
	(ii) Income tax relating to items that will not be reclassified to profit or loss	(12.55)	-	1.44	(10.20)	4.69
B	(i) Items that will be classified to profit or loss	-	-	-	-	-
	(ii) Income tax relating to items that will be reclassified to profit or loss	-	-	-	-	-
	Other Comprehensive Income	37.30	-	(4.28)	30.34	(13.93)
<b>VIII</b>	<b>Total Comprehensive Income for the period (VI+VII)</b>	<b>1,592.02</b>	<b>1,707.51</b>	<b>959.80</b>	<b>4,863.93</b>	<b>3,044.89</b>
<b>IX</b>	<b>Paid-up equity share capital (Face value of Rs.10 per share)</b>	<b>303.58</b>	<b>303.58</b>	<b>303.58</b>	<b>303.58</b>	<b>303.58</b>
<b>X</b>	<b>Earnings per equity share in Rs.</b>					
	(Per share of Rs.10 each - Basic and Diluted)	51.44	56.25	31.76	159.22	100.76

**NOTES :**

1)	The above Financial Results have been recommended by the Audit Committee and approved by the Board of Directors at their respective meetings held on June 29, 2021.
2)	The Company is exclusively in the handtools business segment, hence segment reporting is not applicable as per Ind AS-108.
3)	As required under Regulation 33 of SEBI (Listing Obligations and Disclosures Requirements) Regulations, 2015, the audit by the statutory auditors has been completed for the year ended March 31, 2021 and the report forwarded to BSE Ltd. The Report does not have any impact on the above results and Notes which needs explanation.
4)	The Interim Order dated 20-05-2015 issued by SEBI says that the Company has not complied with the Minimum Public Shareholding. However, the Company has replied to the SEBI that they have complied with the Minimum Public Shareholding. The Company has received the Order dated 26th June 2019 from SEBI confirming the directions issued by SEBI vide Interim Order dated 20th May 2015. The Company has filed an Appeal against the said Order.
5)	The COVID-19 pandemic has brought economies, businesses and lives around the world to a standstill, and our country is no exception. Based on the directives and advisories issued by central and state governments and other relevant authorities during the lock down, The operations at Nasik factory was affected marginally. Considering the unprecedented and ever evolving situation, the Company had made assessment of recoverability and carrying value of its assets comprising of tangible assets, inventories and other current assets as at March 31, 2021 and made appropriate provisions as necessary. However, the impact assessment of COVID-19 is a continuous process, given the uncertainties associated with its nature and duration. The Company will continue to closely monitor any material changes to future economic conditions. The Company continues to have a strong liquidity position.
6)	The figures for the quarter ended March 31, 2021 and March 31, 2020 are the balancing figures between the audited figures in respect of the full financial year and the published year to date figures upto the figures for the third quarter of the relevant financial year.
7)	Previous periods' figures have been regrouped wherever necessary to confirm to this period's classification.

Nashik,  
June 29, 2021



By Order of the Board,  
For TAPARIA TOOLS LTD.

SIVARAMAKRISHNAN  
DIRECTOR-OPERATIONS  
(DIN : 06436717)



Standalone audited Statement of Assets and Liabilities as at March 31, 2021

Particulars	(Rs. in lakhs)	
	As at 31.03.2021	As at 30.03.2020
	(Audited)	(Audited)
<b>A ASSETS</b>		
<b>NON-CURRENT ASSETS</b>		
(a) Property, Plant and Equipment	1,209.14	1,012.49
(b) Capital Work-in-Progress	536.83	499.03
(c) Right of Use Assets	94.55	118.93
(d) Other Intangible Assets	8.40	9.91
(e) Financial Assets		
(i) Other Financial Assets	91.05	82.76
(f) Other Non-Current Assets	416.43	439.12
(g) Non-Current Tax Assets (Net)	5.32	23.79
<b>Total Non-Current Assets</b>	<b>2,361.72</b>	<b>2,186.03</b>
<b>CURRENT ASSETS</b>		
(a) Inventories	11,713.36	11,511.07
(b) Financial Assets		
(i) Investments	2,697.73	2,329.26
(ii) Trade Receivables	5,112.53	2,907.12
(iii) Cash and Cash Equivalents	1,964.45	451.05
(iv) Other Financial Assets	282.73	310.94
(c) Other Current Assets	1,432.45	595.26
<b>Total Current Assets</b>	<b>23,203.25</b>	<b>18,104.70</b>
<b>TOTAL ASSETS</b>	<b>25,564.97</b>	<b>20,290.73</b>
<b>B EQUITY AND LIABILITIES</b>		
<b>EQUITY</b>		
(a) Equity Share Capital	303.58	303.58
(b) Other Equity	20,556.65	15,692.72
<b>Total Equity</b>	<b>20,860.23</b>	<b>15,996.30</b>
<b>LIABILITIES</b>		
<b>NON-CURRENT LIABILITIES</b>		
(a) Financial Liabilities		
(i) Lease Liabilities	36.08	49.48
(b) Provisions	273.48	291.13
(c) Deferred Tax Liabilities (net)	28.82	26.87
<b>Total Non-Current Liabilities</b>	<b>338.38</b>	<b>367.48</b>
<b>CURRENT LIABILITIES</b>		
(a) Financial Liabilities		
(i) Lease Liabilities	61.97	76.48
(iii) Trade Payables	-	-
Total outstanding dues of micro enterprises and small enterprises	-	-
Total outstanding dues of creditors other than micro enterprises and small enterprises	2,333.41	2,595.18
(iv) Other Financial Liabilities	242.28	251.22
(b) Provisions	92.46	92.88
(c) Current tax liabilities (Net)	61.47	71.52
(c) Other Current Liabilities	1,574.77	839.67
<b>Total Current Liabilities</b>	<b>4,366.36</b>	<b>3,926.95</b>
<b>TOTAL EQUITY AND LIABILITIES</b>	<b>25,564.97</b>	<b>20,290.73</b>

By Order of the Board  
For Taparia Tools Ltd



  
SIVARAMAKRISHNAN

Place: Nashik

Date : June 29, 2021

Director -Operations( DIN : 06436717)



**TAPARIA TOOLS LIMITED**

**CASH FLOW STATEMENT FOR the year ended March 31, 2021**

( Amount in Lakh)

	Year ended 31st March, 2021	Year ended 31st March, 2020
<b>A Cash Flow from Operating activities</b>		
1 Net Profit before Tax	6,443.96	4,113.88
<b>2 Adjusted for :</b>		
Depreciation on Assets	90.68	167.48
Amortisation of Right to Use of Assets	76.01	
Profit on Sale of Fixed Assets	(3.60)	21.06
Interest Income	(14.01)	(16.54)
Dividend Received on Mutual Fund	-	(3.47)
Net foreign exchange gains/(losses)	(0.25)	2.08
Short term capital gain	(94.79)	(29.26)
Gain in fair value of investment	(19.05)	(1.56)
Sundry Credit Balance Written Off	(0.21)	(1.56)
Bad Debts written off	5.56	0.07
Excess Provision of Expenses	-	40.07
Excess Provision of Income Tax	-	-
Finance Cost	20.05	23.71
	60.39	202.08
<b>3 Operating Profit Before Working Capital Changes ( 1+2 )</b>	<b>6,504.35</b>	<b>4,315.96</b>
<b>4 Changes in Working Capital :</b>		
Decrease/(Increase) in Inventories	(202.29)	129.36
Decrease/(Increase) in Trade Receivables	(2,210.72)	1,244.25
Decrease/(Increase) in Other Financial Assets (Non current)	(797.29)	169.96
Decrease/(Increase) in Other Assets	14.40	342.59
(Decrease)/Increase in Trade Payable	(261.55)	(2,098.58)
(Decrease)/Increase in Other Current Liabilities	726.15	(213.91)
(Decrease)/Increase in Other Liabilities & Provisions	22.48	(83.12)
<b>Changes Working Capital</b>	<b>2,708.82</b>	<b>(509.46)</b>
<b>5 Cash Generated from Operations ( 3+4 )</b>	<b>3,795.53</b>	<b>3,806.50</b>
6 Less : Taxes	(1,610.21)	(1,052.81)
<b>7 Net Cash Flow from Operating Activities ( 5-6 )</b>	<b>2,185.32</b>	<b>2,753.69</b>
<b>B Cash Flow From Investing Activities</b>		
Purchase of fixed assets	(323.89)	(198.05)
Sales of Fixed Asset	3.89	-
Interest Received	2.32	16.54
Sale/(Purchase) of investments (net)	(273.68)	(2,300.00)
Gain in fair value of investment	19.05	1.56
Dividend Received	-	3.47
<b>Net Cash Flow from Investing Activities</b>	<b>(572.31)</b>	<b>(2,476.48)</b>



*Handwritten signature*



**TAPARIA TOOLS LIMITED**

**CASH FLOW STATEMENT FOR the year ended March 31, 2021**

(Amount in Lakh)

	Year ended 31st March,2021	Year ended 31st March,2020
<b>C Cash Flow From Financing Activities</b>		
(a) Finance Cost	(9.52)	(6.63)
(b) Payment of lease liabilities	(90.07)	(92.93)
Net Cash flow (used in) financing activities	(99.59)	(99.56)
<b>Net increase/(decrease) in cash and cash equivalents (A+B+C)</b>	<b>1,513.42</b>	<b>177.65</b>
<b>Add: Cash and cash equivalents at the beginning of the year</b>	<b>451.05</b>	<b>273.40</b>
<b>Cash and cash equivalents at the end of the year</b>	<b>1,964.47</b>	<b>451.05</b>
<b>D Components of Cash and cash equivalents</b>		
Cash on hand	6.15	5.51
With Banks	-	-
on current accounts	1,958.30	445.54
<b>Total Cash and cash equivalents</b>	<b>1,964.45</b>	<b>451.05</b>

The accompanying notes are an integral part of these financial statements


(0.00) (0.00)

As per our report of even date attached

by order of the board, For TAPARIA TOOLS LIMITED

NASHIK  
JUNE,29,2021



  
SIVARAMAKRISHNAN  
DIRECTOR-OPERATIONS  
(DIN:06436717)





# HARSHIL SHAH & COMPANY

Chartered Accountants

Phone :- 022 401 39 401

www.caharshilshah.com, E Mail :- info@caharshilshah.com

## Independent Auditors' Report

To the Board of Directors of Taparia Tools Limited

Report on the audit of the Annual financial results

### Opinion

We have audited the accompanying statement of financial results of Taparia Tools Limited (hereinafter referred to as the "Company") for the quarter and year ended March 31, 2021 ('the Statement') attached herewith, being submitted by the Company pursuant to the requirement of Regulation 33 of the SEBI (Listing Obligations and Disclosure Requirements) Regulations, 2015, as amended ('Listing Regulations').

In our opinion and to the best of our information and according to the explanations given to us, the aforesaid financial results:


- a. are presented in accordance with the requirements of Regulation 33 of the Listing Regulations in this regard; and
- b. give a true and fair view in conformity with the recognition and measurement principles laid down in the applicable Indian Accounting Standards, and other accounting principles generally accepted in India, of the net profit and other comprehensive income and other financial information for the quarter and year ended March 31, 2021.

### Basis for Opinion

We conducted our audit in accordance with the Standards on Auditing ("SAs") specified under section 143(10) of the Companies Act, 2013 ("the Act"). Our responsibilities under those SAs are further described in the 'Auditor's Responsibilities for the Audit of the financial results' section of our report. We are independent of the Company, in accordance with the Code of Ethics issued by the Institute of Chartered Accountants of India together with the ethical requirements that are relevant to our audit of the financial results under the provisions of the Act, and the Rules there under, and we have fulfilled our other ethical responsibilities in accordance with these requirements and the Code of Ethics. We believe that the audit evidence we have obtained, is sufficient and appropriate to provide a basis for our opinion on the financial results.

### Management's and Board of Directors' Responsibilities for the financial results

The Statement has been prepared on the basis of the annual financial statements. The Company's Management and the Board of Directors are responsible for the preparation and presentation of these financial results that give a true and fair view of the net profit and other comprehensive income and other financial information in accordance with the recognition and measurement principles laid down in Indian Accounting Standards prescribed under Section 133 of the Act and other accounting principles generally accepted in India and in compliance with Regulation 33 of the Listing Regulations. This responsibility also includes maintenance of adequate accounting records in accordance with the provisions of the Act for safeguarding of the assets of the Company and for preventing and detecting frauds and other irregularities; selection and application of appropriate accounting policies; making judgments and estimates that are reasonable and prudent; and the design, implementation and maintenance of adequate internal financial controls, that were operating effectively for ensuring accuracy and completeness of the accounting records, relevant to the preparation and presentation of the financial results that give a true and fair view and are free from material misstatement, whether due to fraud or error.





In preparing the financial results, the Management and the Board of Directors are responsible for assessing the Company's ability to continue as a going concern, disclosing, as applicable, matters related to going concern and using the going concern basis of accounting unless the Board of Directors either intends to liquidate the Company or to cease operations, or has no realistic alternative but to do so.

The Board of Directors is responsible for overseeing the Company's financial reporting process


#### **Auditor's Responsibilities for the Audit of the Standalone financial results**

Our objectives are to obtain reasonable assurance about whether the financial results as a whole are free from material misstatement, whether due to fraud or error, and to issue an auditor's report that includes our opinion. Reasonable assurance is a high level of assurance, but is not a guarantee that an audit conducted in accordance with SAs will always detect a material misstatement when it exists. Misstatements can arise from fraud or error and are considered material if, individually or in the aggregate, they could reasonably be expected to influence the economic decisions of users taken on the basis of these financial results.

As part of an audit in accordance with SAs, we exercise professional judgment and maintain professional scepticism throughout the audit. We also:

- Identify and assess the risks of material misstatement of the financial results, whether due to fraud or error, design and perform audit procedures responsive to those risks, and obtain audit evidence that is sufficient and appropriate to provide a basis for our opinion. The risk of not detecting a material misstatement resulting from fraud is higher than for one resulting from error, as fraud may involve collusion, forgery, intentional omissions, misrepresentations, or the override of internal control.
- Obtain an understanding of internal control relevant to the audit in order to design audit procedures that are appropriate in the circumstances. Under Section 143(3)(i) of the Act, we are also responsible for expressing our opinion through a separate report on the complete set of financial statements on whether the company has adequate internal financial controls with reference to financial statements in place and the operating effectiveness of such controls.
- Evaluate the appropriateness of accounting policies used and the reasonableness of accounting estimates and related disclosures in the financial results made by the Management and Board of Directors.
- Conclude on the appropriateness of the Management and Board of Directors use of the going concern basis of accounting and, based on the audit evidence obtained, whether a material uncertainty exists related to events or conditions that may cast significant doubt on the appropriateness of this assumption. If we conclude that a material uncertainty exists, we are required to draw attention in our auditor's report to the related disclosures in the financial results or, if such disclosures are inadequate, to modify our opinion. Our conclusions are based on the audit evidence obtained up to the date of our auditor's report. However, future events or conditions may cause the Company to cease to continue as a going concern.
- Evaluate the overall presentation, structure and content of the financial results, including the disclosures, and whether the financial results represent the underlying transactions and events in a manner that achieves fair presentation.
- Obtain sufficient appropriate audit evidence regarding the financial results of the Company to express an opinion on the financial results.

Materiality is the magnitude of misstatements in the financial results that, individually or in aggregate, makes it probable that the economic decisions of a reasonably knowledgeable user of the financial results may be influenced. We consider quantitative materiality and qualitative factors in (i) planning





the scope of our audit work and in evaluating the results of our work; and (ii) to evaluate the effect of any identified misstatements in the financial results.

We communicate with those charged with governance regarding, among other matters, the planned scope and timing of the audit and significant audit findings, including any significant deficiencies in internal control that we identify during our audit.



We also provide those charged with governance with a statement that we have complied with relevant ethical requirements regarding independence, and to communicate with them all relationships and other matters that may reasonably be thought to bear on our independence, and where applicable, related safeguards.

**Other Matter**

The statement include the results for the quarter ended March 31, 2021 being the balancing figure between the audited figures in respect of the full financial year ended March 31, 2021 and the published unaudited year to date figures up to the third quarter of the current financial year which were subject to limited review by us, as required under the Listing regulations.

Our opinion is not modified in respect of this matter.

**For Harshil Shah & Company**  
Chartered Accountants  
ICAI Firm Reg. No.141179W



**Harshil Shah**  
Partner  
Membership No. 124146  
ICAI UDIN: **21124146AAAACC6159**

Place: Mumbai  
Date: June 29, 2021