

Date: November 08, 2023

To,

**BSE Limited**  
P J Towers,  
Dalal Street,  
Mumbai – 400 001

**National Stock Exchange of India Limited**  
“Exchange Plaza”, Bandra – Kurla Complex,  
Bandra East,  
Mumbai – 400051

**Scrip Code: 543416**

**Symbol: ZODIAC**

**Sub: Intimation under Regulation 47 of SEBI (Listing Obligations and Disclosure Requirements) Regulations, 2015 - Newspaper Advertisements for Unaudited Financial Results for the Quarter and Half Year Ended on September 30, 2023.**

**Dear Sir/Madam,**

Please find enclosed herewith copy of Newspaper Advertisements published in Free Press Gujarat- (in English) and Lokmitra - (in Gujarati) on November 08, 2023, with respect to publication of Unaudited Financial Results of the Company for the Quarter and Half Year Ended on September 30, 2023 which were considered, approved and taken on record by the Board of Directors in their meeting held on November 07, 2023.

The said newspaper advertisement has also been uploaded on the website of the Company at [www.zodiacenergy.com](http://www.zodiacenergy.com).

Thanking You,  
Yours Faithfully  
**For, Zodiac Energy Limited**

**Kunjbihari Shah**  
**Managing Director**  
**DIN: 00622460**

**Encl: A/a**



Listed On  
**NSE** **3SE**  
Symbol: ZODIAC CODE: 543416

CIN: L51909GJ1992PLC017694  
ISO 9001 & 14001 : 2015 Certified

5, Upper Ground Floor, Milestone Building, Near  
Drive-In Cinema, Thaltej, Ahmedabad - 380054



1800 233 2309  
+91 79 27471193 / +91 98791 06443



[www.zodiacenergy.com](http://www.zodiacenergy.com)  
[info@zodiacenergy.com](mailto:info@zodiacenergy.com)



[/zodiacenergysolar](https://www.facebook.com/zodiacenergysolar)

[/zodiacenergylimited](https://www.instagram.com/zodiacenergylimited)

[/zodiacenergylimited](https://www.linkedin.com/company/zodiacenergylimited)

[/zodiacsolar](https://www.twitter.com/zodiacsolar)


# Daily average air quality in Delhi, for the 10-month period between January – October, 2023, establishes trend of relative improvement in air quality of Delhi-NCR



The daily average air quality in Delhi, for the 10-month period between January – October, 2023, registers its best index as compared to the corresponding period during the last 6 years (barring the COVID affected 2020), thus establishing a continual trend of relative improvement in air quality of Delhi-NCR. The daily avg. AQI for Delhi during the above noted period during the current year has been recorded as 172 against 187 in 2022, 179 in 2021, 156 in 2020, 193 in 2019 and 201 in 2018 respectively, during the corresponding period. AQI levels are greatly impacted by the levels of rainfall/precipitation and wind speed which are prime facilitators for dispersal of the pollutants / emissions. Effective dispersal is a must for a good air quality, even if there is a control / reduction in the quantum of emissions from all the primary sources in the region. Delhi recorded a single day scant rainfall of only 5.4 mm in the month of October, 2022 and October 2021, with a cumulative rainfall of approximately 129 and 123 mm respectively in the month of October, 2023 was also relatively slower and spells of absolute "still" conditions were also witnessed during the month. Despite this heavy rainfall deficit and low wind speeds, the daily avg. AQI during the month of October, 2023 at 219 has only been slightly higher than the daily avg. AQI of 210 during October, 2022. Delhi has also witnessed highest number of days (206) with "Good" to "Moderate" air quality (Daily Average AQI < 200) during January – October 2023 as compared to the corresponding period in the previous years (barring the COVID affected 2020). "Good" to "Moderate" air quality days during this period in the previous years were only 160 in 2022, 197 in 2021, 175 in

2019 and 157 in 2018 respectively. This period in 2023 has also witnessed a remarkable reduction in daily avg. PM2.5 and PM10 concentrations over the last 6 years. The period during January-October in 2023 recorded a daily average PM2.5 concentration of about 75 µgm/m3 as against ranging from 81-95 µgm/m3 during the corresponding periods from 2017 to 2022 (barring the COVID affected 2020). Likewise, the daily average PM10 concentration in 2023 recorded a daily average of about 150 µgm/m3 as against ranging from 160-190 µgm/m3 during the corresponding periods from 2017 to 2022 (barring the COVID affected 2020). The daily average PM10 concentration in 2023 recorded a daily average of about 150 µgm/m3 as against ranging from 160-190 µgm/m3 during the corresponding periods from 2017 to 2022 (barring the COVID affected 2020). The daily average PM10 concentration in 2023 recorded a daily average of about 150 µgm/m3 as against ranging from 160-190 µgm/m3 during the corresponding periods from 2017 to 2022 (barring the COVID affected 2020).

In Delhi has been about 173 µgm/m3, which is much lower than a range of 182-220 µgm/m3 during the corresponding periods from 2017 to 2022 (barring the COVID affected 2020). In wake of highly unfavourable meteorological and climatic conditions prevailing around this point of time, measures under GRAP Stage-II were invoked proactively on 21.10.2023 so as to intensify the preventive measures towards endeavouring delayed invoking of Stage-III of the GRAP as much as possible. GRAP Stage-III in previous years was invoked in last week of October which has not been the case during 2023. The Commission once again urges the stakeholders to effectively implement all directions / guidelines related to abatement of air pollution, particularly under the schedule of the GRAP and the citizens to follow the Citizen Charter in our joint pursuit for better air quality.



## ANJANI SYNTHETICS LIMITED

**Registered Office:** 221 (Malviya), New Cloth Market, C/A, Rajpur Gate, Ahmedabad-380002, Gujarat  
**Phone:** 079-22173181 **Email:** accounts@anjani synthetics.com **Website:** www.anjanisynthetics.com

**CIN:** L1171G1984PLC007048


### EXTRACT OF STANDALONE UNAUDITED FINANCIAL RESULTS FOR SECOND QUARTER AND HALF YEAR ENDED ON 30TH SEPTEMBER, 2023 (Rs. In Lakhs except EPS)

PARTICULARS	Quarter ended on 30.09.2023 (Unaudited)	Half Year ended on 30.09.2023 (Unaudited)	Corresponding 3 months ended in the previous year 30.09.2022 (Unaudited)	Year ended 31.03.2023 (Audited)
Total Income from Operations	7263.96	13167.89	8238.95	23020.19
Net Profit/(Loss) for the period (before Tax, Exceptional and/or Extraordinary Items)	119.99	216.85	90.92	461.92
Net Profit/(Loss) for the period before tax (after Exceptional and/or Extraordinary Items)	119.99	216.85	90.92	461.92
Net Profit/(Loss) for the period after tax (after Exceptional and/or Extraordinary Items)	<b>89.76</b>	<b>161.17</b>	<b>67.57</b>	<b>348.21</b>
Total Comprehensive Income for the period (Comprising Profit/(Loss) for the period (after tax) and other comprehensive Income (after tax))	89.76	161.17	67.57	408.19
Equity Share Capital	1475.00	1475.00	1475.00	1475.00
Reserves (excluding Revaluation Reserve) as shown in the Audited Balance Sheet of the previous year	-	-	-	6413.86
Earnings per Share (of Rs. 10/- each) (for continuing operations)	0.61	1.09	0.46	2.36
1. Basic	0.198	0.483	0.286	0.130
2. Diluted	0.198	0.483	0.286	0.130

**Notes:**  
 1. The above is an extract of the detailed format of Second quarter and Half Year ended Unaudited Financial Results filed with the stock exchange under Regulation 33 of the SEBI (Listing and Other Disclosure Requirements) Regulations, 2015. The full format of the unaudited Financial Results is available on the stock exchange website - www.bseindia.com & www.anjanisynthetics.com  
 2. The above financial results have been reviewed by the Audit Committee and approved by the Board of Directors in the meeting held on 07th November, 2023.  
 3. The company has adopted Indian Accounting Standard ("IND AS") notified by the Ministry of Corporate Affairs with effect from 1st April, 2012. Accordingly the Financial Result for the Second Quarter and half year ended on 30th September 2023 in accordance with IND-AS and other accounting principles generally accepted in India.

For Anjani Synthetics Limited  
 Vasudev S. Agarwal  
 (Managing Director)  
 (DIN:01491403)

Place: Ahmedabad  
 Date: 07-11-2023



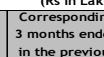
## GOKUL AGRO RESOURCES LIMITED

**CIN:** L15142G2014PLC080010  
**Registered Office:** Crown-3, Inspire Business Park, Shantigram, Nr Vaishodevi Circle, S.G. Highway, Khodiyar, Ahmedabad-382421 Gujarat, India  
**E-Mail ID:** compliances@gokulagro.com; **Tel No:** +91 79 67123500; **Website:** www.gokulagro.com

### EXTRACT OF UNAUDITED CONSOLIDATED FINANCIAL RESULTS FOR THE QUARTER AND HALF YEAR ENDED ON 30TH SEPTEMBER, 2023 (Rs. In Lakhs except EPS)

SN	Particulars	Quarter Ended			Year to date Figures	Corresponding 3 months ended in the previous year
		30th September, 2023		30th September, 2022		
		Unaudited	Unaudited	Unaudited		
1	Revenue from Operations	4,11,894.89	6,58,781.27	2,77,506.10		
2	Net Profit for the period (Before Tax, Exceptional and/or Extraordinary Items)	4,31,776	7,463.57	3,900.69		
3	Net Profit for the period Before Tax (After Exceptional and/or Extraordinary Items)	4,31,776	7,463.57	3,900.69		
4	Net Profit for the period (After Tax, Exceptional and/or Extraordinary Items)	3,379.42	5,784.18	2,948.08		
5	Total Comprehensive Income for the period (Comprising Profit for the period (after tax) and Other Comprehensive Income (after tax))	3,436.39	5,874.56	3,278.29		
6	Equity Share Capital (Face value of Rs.2/- each)	2950.87	2,950.87	2861.45		
7	Reserves (excluding Revaluation Reserve) as shown in the Audited Balance Sheet of the previous year	-	-	-		
8	Earnings Per Share (of Rs.2/-each) (for continuing and discontinued operations)	2.29	3.92	2.04		
1.	Basic:	2.29	3.92	2.04		
2.	Diluted:	2.29	3.92	2.04		

**Notes:**  
 1. The aforesaid Financial Results have been reviewed by the Audit Committee and approved by the Board of Directors at their Meeting held on November 6, 2023.  
 2. Additional Information on Standalone Financial Results is as follows:



## GOKUL AGRO RESOURCES LIMITED

**Registered Office:** Crown-3, Inspire Business Park, Shantigram, Nr Vaishodevi Circle, S.G. Highway, Khodiyar, Ahmedabad-382421 Gujarat, India  
**E-Mail ID:** compliances@gokulagro.com; **Tel No:** +91 79 67123500; **Website:** www.gokulagro.com

### EXTRACT OF UNAUDITED CONSOLIDATED FINANCIAL RESULTS FOR THE QUARTER AND HALF YEAR ENDED ON SEPTEMBER 30, 2023 (Rs In Lakhs)

SN	Particulars	Quarter Ended			Year to date Figures	Corresponding 3 months ended in the previous year
		30th September, 2023		30th September, 2022		
		Unaudited	Unaudited	Unaudited		
1	Revenue from Operations	4,00,039.45	6,35,789.91	2,52,109.64		
2	Turnover	3,96,702.39	6,29,899.69	2,51,001.49		
3	Net Profit for the period (Before Tax, Exceptional and/or Extraordinary Items)	3,499.47	5,914.68	3,035.68		
4	Net Profit for the period Before Tax (After Exceptional and/or Extraordinary Items)	3,499.47	5,914.68	3,035.68		
5	Net Profit for the period (After Tax, Exceptional and/or Extraordinary Items)	2,685.17	4,485.58	2,240.47		


**Notes:**  
 3. The above is an extract of the detailed format of Unaudited Consolidated and Standalone Financial Results for the Quarter and Half Year ended on September 30, 2023 filed with the Stock Exchanges under Regulation 33 of the Securities and Exchange Board of India (Listing Obligations and Disclosure Requirements) Regulations, 2015. The full format of the unaudited Standalone and Consolidated Financial Results for the quarter and half year ended on September 30, 2023 are available on Stock Exchange websites www.bseindia.com (Script Code:539725) and www.nseindia.com (Script Symbol:GOKULAGRO). The same are also available on the Company's website viz. www.gokulagro.com.

For & on behalf of Board of Directors of  
 Gokul Agro Resources Limited  
 Jayesh Thakkar  
 Managing Director (DIN : 03050068)

Date: November 6, 2023  
 Place: Ahmedabad

### Gujarat Vidyapith playground row: Posters removed

Ahmedabad: The controversy that had erupted after the playground of Gujarat Vidyapith was rented to a private school to set up a cricket academy gathered steam on Saturday. The cricket academy is to be inaugurated on November 5, and a day before that on Saturday, the posters of the cricket academy were removed. Sources in the deemed university said that the top management is unaware who rented this playground to a private school. The university administration came to know that the playground has been rented to a private school when they came to know of an invitation card for the launching of the academy by Shree Vidyanagar School, a Private school operators in Gurgaon. India have been granted an extension to prepare for permanent recognition.



## BHATIA'S BHATIA COMMUNICATIONS & RETAIL (INDIA) LIMITED

**CIN:** L32109G2008PLC053336  
**Regd. Off:** 132, Dr. Ambedkar Shopping Centre, Ring Road, Surat-395002  
**Website:** www.bhatiamobile.com, mail: info@bhatiamobile.com, Ph: 9727714477


### Extract of Unaudited Financial Result for the Quarter and Half year ended 30th September, 2023 Amount in Lakhs except EPS

Sl. No.	Particulars	Quarter ended 30th September 2023 (Unaudited)	Half Year ended 30th September 2023 (Unaudited)	Quarter ended 30th September 2022 (Unaudited)	Quarter ended 30th September 2022 (Unaudited)
		1	Total Income from Operations*	9435.582	19142.530
2	Net Profit / (Loss) for the period (before Tax, Exceptional and/or Extraordinary Items)	332.545	800.460	467.915	217.720
3	Net Profit / (Loss) for the period before tax (after Exceptional and/or Extraordinary Items)	332.545	800.460	467.915	217.720
4	Net Profit / (Loss) for the period after tax (after Exceptional and/or Extraordinary Items)	247.335	604.822	357.487	162.804
5	Total Comprehensive Income for the period (Comprising Profit / (Loss) for the period (after tax) and Other Comprehensive Income(after tax))	247.884	605.921	358.036	163.549
6	Equity Share Capital	1251.520	1251.520	1251.520	1251.520
7	Reserves (excluding Revaluation Reserve) as shown in the Audited/Unaudited Balance Sheet of the previous year	-	-	-	-
8	Earnings Per Share (face value of Re. 1/- each) (for continuing and discontinued operations)	-	-	-	-
1. Basic:		0.198	0.483	0.286	0.130
2. Diluted:		0.198	0.483	0.286	0.130

**Notes:**  
 1. The above is an extract of the detailed format of Quarterly/Annual Financial Results filed with the Stock Exchanges under Regulation 33 of the SEBI (Listing and Other Disclosure Requirements) Regulations, 2015. The full format of the Quarterly/Annual Financial Results are available on the websites of the Stock Exchange(s) at www.bseindia.com and the listed entity at www.bhatiamobile.com.  
 2. The above financial results have been reviewed and recommended by the Audit Committee and have been approved and taken on record by the Board of Directors at its meeting held on 07th November, 2023.  
 3. The Limited Review as required under Regulation 33 of the SEBI (Listing Obligations and Disclosure Requirements) Regulations, 2015 has been completed by the auditors of the Company.  
 \* Total Income from Operations excludes other income.

For Bhatia Communications & Retail (India) Limited  
 Sanjeev Baranshali Bhatia  
 Managing Director  
 DIN: 02063671

Date: 07.11.2023  
 Place: Surat



## KRISHNA CAPITAL & SECURITIES LTD.

**REGD. OFFICE:** 403, Mauryanash Elanza, Nr. Parekh Hospital, Shyamal Cross Road, Satellite, Ahmedabad - 380 015.  
**Tel.:** (079) 2676 8572, 2676 8573 Fax: +91 - 79 - 2676 857, CIN: 667120G1994PLC023803, E-Mail: ksbs@kryshna.co.in, Web Site: www.kscil.co.in

### EXTRACT STANDALONE STATEMENT OF UNAUDITED FINANCIAL RESULTS FOR THE QUARTER AND HALF YEAR ENDED ON SEPTEMBER 30, 2023 (Amount in Lakhs)

PARTICULARS	QUARTER ENDED		HALF YEAR ENDED		YEAR ENDED
	30/09/2023		30/09/2023		
	Unaudited	Unaudited	Unaudited	Unaudited	
<b>NORTH COVERED</b>					
Total Income from Operations	10.11	10.29	20.39	18.70	19.62
Net Profit/(Loss) for the period (before Tax and Exceptional Items)	4.67	1.31	4.53	5.98	5.46
Net Profit/(Loss) for the period before tax and after Extraordinary Items	4.67	1.31	4.53	5.98	5.46
Net Profit/(Loss) for the period after tax	3.51	0.98	3.25	4.49	4.10
Total Comprehensive Income for the period (Comprising Profit/(Loss) for the period (after tax) and Other Comprehensive Income (After Tax))	3.51	0.98	3.25	4.49	4.10
Equity Share Capital (Face value of Rs.10/- Per Share)	315.84	315.84	315.84	315.84	315.84
Reserves (excluding Revaluation Reserve) as shown in the Audited Balance Sheet of the previous year	0.11	0.00	0.10	0.14	0.13
Earnings Per Share (EPS) in Rupees after Extraordinary Items	0.11	0.00	0.10	0.14	0.13


### EXTRACT CONSOLIDATED STATEMENT OF UNAUDITED FINANCIAL RESULTS FOR THE QUARTER AND HALF YEAR ENDED ON SEPTEMBER 30, 2023 (Amount in Lakhs)

PARTICULARS	QUARTER ENDED		HALF YEAR ENDED		YEAR ENDED
	30/09/2023		30/09/2023		
	Unaudited	Unaudited	Unaudited	Unaudited	
<b>NORTH COVERED</b>					
Total Income from Operations	10.11	10.29	20.39	18.70	19.62
Net Profit/(Loss) for the period (before Tax and Exceptional Items)	4.67	1.31	4.53	5.98	5.46
Net Profit/(Loss) for the period before tax and after Extraordinary Items	4.67	1.31	4.53	5.98	5.46
Net Profit/(Loss) for the period after tax	3.51	0.98	3.25	4.49	4.10
Total Comprehensive Income for the period (Comprising Profit/(Loss) for the period (after tax) and Other Comprehensive Income (After Tax))	3.51	0.98	3.25	4.49	4.10
Equity Share Capital (Face value of Rs.10/- Per Share)	315.84	315.84	315.84	315.84	315.84
Reserves (excluding Revaluation Reserve) as shown in the Audited Balance Sheet of the previous year	0.06	0.00	0.11	0.09	0.11

**Notes:**  
 1. The above Unaudited Standalone & Consolidated Financial Results of the Company for the Quarter and Half Year ended September 30, 2023 have been prepared in accordance with the recognition and measurement principles laid down in applicable Indian Accounting Standards (Ind AS) as prescribed under section 133 of the Companies Act, 2013, as amended, read with relevant rules thereunder and in terms of regulation 33 of the SEBI (Listing Obligations and Disclosure Requirements) Regulation, 2015. These Unaudited Standalone & Consolidated Financial Results have been reviewed by the Audit Committee and approved by the Board of Directors at their respective meetings held on November 07, 2023. The statutory auditors have expressed an unmodified audit opinion on the Standalone Financial Results.  
 2. In compliance with Ministry of Corporate Affairs notification w.r.t. amendment to Schedule III to the Companies Act, 2013 effective from April 01, 2021, figures of comparative previous periods have been regrouped/reclassified wherever necessary.  
 3. The Figures of the Previous Period have been Regrouped or Reclassified, wherever necessary.

BY ORDER OF THE BOARD  
 KERRA CAPATA & MCGOWAN LIMITED  
 BTL  
 ANKESHKUMAR BARBELLAL AGRAWAL  
 DIN NO: 0904975  
 MANAGING DIRECTOR

Place: AHMEDABAD  
 Date: 09/11/2023



## ZODIAC ENERGY LIMITED

**CIN:** L51909G1992PLC017694  
**Regd. Office:** U.G.F-4,5,6, Milestone Building, Near Khodiyar Restaurant, Near Drive In Cinema, Thaltej, Ahmedabad - 380054  
**Phone:** +91 - 79 - 2747 1193 / 17, E-mail: cs@zodiacenergy.com; **Website:** www.zodiacenergy.com

### Extract of Unaudited Financial Results for the quarter and half year ended on September 30, 2023 (Rs. In Lakhs except EPS)

Particulars	Quarter ended on 30/09/2023 (Unaudited)	Quarter ended on 30/09/2022 (Unaudited)	Year ended on 31/03/2023 (Audited)
	Total Income From Operations	3445.47	2670.95
Net Profit / (Loss) for the period (before Tax, Exceptional and/or Extraordinary Items)	173.38	178.32	438.2
Net Profit/(Loss) for the period before tax ( after Exceptional and/or Extraordinary Items)	173.38	178.32	438.2
Net Profit/(Loss) for the period after tax ( after Exceptional and/or Extraordinary Items)	148.45	164.10	318.94
Total Comprehensive Income for the period (Comprising Profit / (Loss) for the period (after tax) and Other Comprehensive Income (after tax))	148.45	164.10	313.81
Equity Share Capital	1463.34	1463.34	1463.34
Reserves (excluding Revaluation Reserve as shown in the audited Balance Sheet of the previous year)	-	-	2,141.70
Earnings Per Share (of Rs 10/- each) (for continuing and discontinued operations):			
Basic : (not annualized for the quarter ended)	1.01	1.12	2.18
Diluted: (not annualized for the quarter ended)	1.01	1.12	2.18

**Notes:**  
 Note:- The above financial is an extract of the detailed format of quarterly Financial Results filed with the National Stock Exchange of India Limited and BSE Limited under Regulation 33 of the SEBI (Listing Obligations and Disclosure Requirements) Regulation, 2015. The full format of the quarterly Financial Results are available on the Website of BSE Limited at www.bseindia.com and www.nseindia.com and Company's website at www.zodiacenergy.com

For, Zodiac Energy Limited  
 -sd-  
 Kunjibhai Shah  
 Managing Director (DIN: 00622460)

Place: Ahmedabad  
 Date: November 07, 2023

