

Welcast Steels Limited

Works : Plot No. 15, Phase 1, Peenya Industrial Area, Bangalore - 560 058. INDIA
Phones : (91-80) 2839 4058, 2839 4059, 6450 2100, 6450 3269.
E-mail : info@welcaststeels.com Website - www.welcaststeels.com
CIN : L27104GJ1972PLC085827



29th October, 2020

To,
The Manager (Listing),
The BSE Limited
Phiroze Jeejeebhoy Towers,
Dalal Street,
Mumbai – 400 001

Dear Sir / Madam,

Sub: Unaudited Financial Result for the Quarter/Half Year ended September 30, 2020 as per Regulation 33 of SEBI (Listing Obligations and Disclosure Requirements) Regulations, 2015.

Script Code: 504988

Pursuant to Regulation 33 of SEBI (Listing Obligations and Disclosure Requirements) Regulations, 2015, we enclose herewith Unaudited Financial Result of the Company for the Quarter/Half Year ended September 30, 2020 alongwith Limited Review Report taken on record by the Board of Directors of the Company in its meeting held today i.e. October 29, 2020, which was commenced at 12.15 p.m. and concluded at 01.40 p.m.

Please take the same on your record.

Thanking you.

**Yours faithfully,
For Welcast Steels Limited**

**S. N. Jetheliya
Company Secretary
Encl: As above**



WELCAST STEELS LIMITED

Registered Office: 115-116, G.V.M.M. Estate, Odhav Road, Odhav, Ahmedabad - 382410, Gujarat, India
Telephone No: 079-22901078 Fax: 079-22901077 CIN: L27104GJ1972PLC085827

STATEMENT OF UN-AUDITED FINANCIAL RESULTS FOR THE QUARTER AND HALF YEAR ENDED 30th SEPTEMBER 2020

Sr. No.	Particulars	INR in lakhs					
		Quarter ended			Half year ended		
		30.09.2020	30.06.2020	30.09.2019	30.09.2020	30.09.2019	31.03.2020
	Un-audited	Un-audited	Un-audited	Un-audited	Un-audited	Audited	
1	Income						
	Revenue from operations						
	Other Operating Income	3031.92	2357.14	3889.31	5389.06	7853.10	14338.88
	a) Total Revenue from operations	2.76	17.17	17.06	19.93	234.40	662.66
	b) Other Income	3034.68	2374.31	3906.37	5408.99	8087.50	15001.54
	Total Income (a+b)	7.44	6.67	0.00	16.11	67.73	81.31
2	Expenses	3042.12	2382.98	3906.37	5425.10	8155.23	15082.85
	a) Cost of material consumed						
	b) Changes in Inventories of finished goods, work-in-progress	1679.41	1135.68	1985.01	2815.09	5481.50	9293.54
	c) Employee benefits expense	(39.54)	336.39	432.28	296.65	(681.41)	(323.48)
	d) Finance costs	214.90	231.47	274.20	446.37	513.30	989.22
	e) Depreciation & amortisation expenses	6.71	13.13	12.53	19.84	19.54	34.43
	f) Other expenses	36.67	38.40	42.08	75.07	64.47	133.54
	Total Expenses (a+b+c+d+e+f)	1030.51	713.75	1151.38	1744.26	2695.16	4960.66
3	Profit / (Loss) before tax and extraordinary items (1-2)	2928.66	2468.82	3897.48	5397.48	8092.56	15087.91
4	Less : Extra-ordinary items (refer Note No. iii)	113.46	(85.84)	8.89	27.62	62.67	(5.06)
5	Profit/(Loss) before tax	369.10	0.00	0.00	369.10	0.00	0.00
6	Tax Expenses	(255.64)	(85.84)	8.89	(341.48)	62.67	(5.06)
	(i) Current tax						
	(ii) Taxes of earlier years written back	0.00	0.00	1.82		12.33	-
	(iii) Deferred tax	0.00	0.00	-			(5.27)
	Total Tax expenses (i+ii+iii)	(9.53)	0.81	(3.78)	(8.72)	12.62	26.50
7	Profit / (Loss) for the period (5-6)	(9.53)	0.81	(1.96)	(8.72)	24.95	21.23
8	Other Comprehensive Income / (Loss)	(246.11)	(86.65)	10.85	(332.76)	37.72	(26.29)
	i) Item that will not be reclassified to profit or loss						
	ii) Income tax relating to items that will not be reclassified to profit or loss	4.65	(4.65)	1.10	0.00	2.20	(18.61)
	iii) Item that will be reclassified to profit or loss	(1.17)	1.17	(0.22)	-	(0.44)	4.68
	iv) Income tax relating to items that will be reclassified to profit or loss	-	-	-	-	-	-
	Total Other Comprehensive Income / (Loss) (net of tax)	3.48	(3.48)	0.88	-	1.76	(13.93)
9	Total Comprehensive Income / (Loss) for the period (7+8)	(242.63)	(90.13)	11.73	(332.76)	39.48	(40.22)
10	Paid-up Equity Share Capital - Face Value of ₹ 10 each.	63.82	63.82	63.82	63.82	63.82	63.82
11	Other equity						
12	Earnings Per Share (EPS) (in ₹) (Not annualised)						3378.11
	Basic	(38.56)	(13.58)	1.70	(52.14)	5.91	(4.12)
	Diluted	(38.56)	(13.58)	1.70	(52.14)	5.91	(4.12)


- Notes :**
- (i) The above Un-audited financial results for the quarter and half year ended 30th September 2020 have been reviewed by the Audit Committee and subsequently approved by the Board of Directors in their respective meetings held on 29th October 2020. The statutory auditors have expressed an unqualified opinion.
- (ii) The Un-audited financial results are prepared in accordance with the Indian Accounting Standards (Ind AS) as prescribed under Section 133 of the Companies Act, 2013, read with Rule 3 of the Companies (Indian Accounting Standards) Rules, 2015 and Companies (Indian Accounting Standards) (Amendment Rules), 2016.
- (iii) The Management has decided to permanently close its only factory located at Plot No.15, Phase 1, Peenya Industrial Area, Bangalore-560058 with effect from the close of business hours on 2 November 2020. However the Company is not under liquidation and the Board of Directors are in the process of deciding the future course of the Company's activity. Accordingly, financial information of the Company for the quarter and half year ended 30 September 2020 has not been prepared on going concern basis. All the non-financial assets have been recognised at lower of cost or realisable value, however the fair market value of some of the non-financial assets being Land is higher than the book value. All non-financial liabilities are assumed at expected payable values without discounting. All financial assets and liabilities continue to be recognised at fair value or amortised cost adjusted for any loss allowances. The above has resulted into an exceptional charge aggregating to INR 369.10 Lakhs in the statement of Profit and Loss which comprise of closure compensation and impairment of non-financial assets.
- (iv) The Statutory Auditors of the Company have carried out a Limited Review of the above results as per Regulation 33 of SEBI(Listing obligation and Disclosure Requirements) Regulations 2015.
- (v) The company manufactures and deals with a single product, Alloy steel Cast Grinding Media. Also Company's operations are solely situated in India. Hence there are no reportable segments as required by Ind-AS -108 "Operating Segments" under the Companies (Indian Accounting Standards) Rules 2015.
- (vi) AIA Engineering Limited, holding company is holding 4,77,861 equity shares aggregating to 74.85% of the share capital.
- (vii) Figures for the previous period have been regrouped, reclassified and restated wherever necessary to make them comparable with the current period's figures.
- (viii) Refer Annexure - I for statement of assets and liabilities as at 30 September 2020
- (ix) Refer Annexure - II for statement of cash flows for the half year ended 30 September 2020

AS PER OUR REPORT ATTACHED OF EVEN DATE for WELCAST STEELS LIMITED

For **GANAPATH RAJ & Co.,**
CHARTERED ACCOUNTANTS
Firm Regn. No. - 0008465

Place: Bengaluru
Date: 29.10.2020


GANAPATH RAJ. C.
PARTNER
Membership No. 022955


VINOD NARAIN
CHAIRMAN
DIN:00058280


WELCAST STEELS LIMITED
Annexure - I : Statement of Assets and Liabilities as at
30th September 2020

Particulars	INR in Lakhs	INR in Lakhs
	As at 30.09.2020 Un- audited	As at 31.03.2020 Audited
ASSETS		
Non-current assets		
(a) Property, plant and equipment	600.83	786.75
(b) Capital work-in-progress	-	-
(c) Other intangible assets	2.94	3.59
(d) Financial assets		
(i) Loans	434.16	434.16
(e) Deferred tax assets (net)	77.33	68.61
(f) Other tax assets (net)	63.04	80.71
(g) Other non-current assets	188.40	188.40
Total non-current assets	1,366.70	1,562.22
Current assets		
(a) Inventories	1,372.03	2,040.88
(b) Financial assets		
(i) Trade receivables	1,545.14	936.58
(ii) Cash and cash equivalents	44.16	54.90
(iii) Bank balances other than (iii) above	36.23	28.04
(iv) Loans	5.40	14.75
(v) Derivatives	-	-
(vi) Other financial assets	38.41	25.98
(c) Other current assets	80.43	374.59
Total current assets	3,121.78	3,475.72
Total assets	4,488.49	5,037.94
EQUITY AND LIABILITIES		
EQUITY		
(a) Equity share capital	63.84	63.84
(b) Other equity	3,045.33	3,378.11
Total equity	3,109.17	3,441.95
LIABILITIES		
Non-current liabilities		
(a) Financial liabilities		
(b) Provisions	73.13	193.93
Total non-current liabilities	73.13	193.93
Current liabilities		
(a) Financial liabilities		
(i) Borrowings	210.00	400.00
(ii) Trade payables		
Total outstanding dues of micro enterprises and small enterprises	-	6.10
Total outstanding dues of creditors other than micro enterprises and small enterprises	420.36	585.26
(iii) Other financial liabilities	4.08	4.08
(b) Other current liabilities	156.98	328.16
(c) Provisions	514.76	78.46
Total current liabilities	1,306.18	1,402.06
Total liabilities	1,379.31	1,595.99
Total equity and liabilities	4,488.49	5,037.94

AS PER OUR REPORT ATTACHED OF EVEN DATE
For **GANAPATH RAJ & Co.,**
CHARTERED ACCOUNTANTS
Firm Regh. No. - 000846S


GANAPATH RAJ. C.
PARTNER
Membership No. 022955

for WELCAST STEELS LIMITED


VINOD NARAIN
CHAIRMAN
DIN:00058280

Place: Bengaluru
Date: 29th Oct 2020

WELCAST STEELS LIMITED
ANNEXURE - II : CASH FLOW FOR THE PERIOD ENDED 30th SEPTEMBER 2020

INR in Lakh


Particulars	Half year ended 30th Sept 2020	Half year ended 30th Sept 2019	Year ended 31st Mar 2020
	Un-audited	Un-audited	Audited
A. Cash flows from operating activities			
Profit / (Loss) before tax and extraordinary items	(341.48)	62.67	(5.06)
Add(Less) : adjustments			
Extra-ordinary items			
Interest Income	369.10	-	-
Loss(Profit) on sale of assets (Net)	(14.25)	(15.95)	(26.37)
Depreciation and amortization	-	(42.22)	(42.21)
Finance cost	75.07	64.47	133.54
Effect of exchange differences on translation of foreign currency	19.84	19.54	34.43
Cash generated from operations before working capital changes:	108.28	88.51	94.33
Adjustment for:			
Decrease/(Increase) in Trade receivable	(608.55)	810.37	322.57
Decrease in Loans	9.35	0.21	0.44
Decrease / (Increase) in Inventories	668.86	(456.60)	155.20
Decrease / (Increase) in Financial Assets	(12.43)	9.77	2.63
Decrease in Other Current assets	294.17	97.72	124.00
(Decrease) / Increase in Provisions	64.82	(37.02)	(124.11)
(Decrease) in Trade payables	(171.00)	(518.15)	(487.40)
(Decrease) /Increase in Other Current Liabilities	(171.18)	(67.13)	(93.60)
Cash(used in) / generated from operations	182.31	(72.34)	(5.94)
Income taxes paid	17.67	(12.32)	(13.92)
Net cash (used in) / generated by operating activities = A	199.99	(84.66)	(19.86)
B. Cash flows from investing activities			
Acquisition of Property, plant and equipment, CWIP & other intangibles	(6.94)	(190.08)	(276.23)
Proceeds from sale of Property, plant & equipment / Impairment of assets	-	64.83	65.96
(Increase) /Decrease in fixed deposits in Bank (net)	(8.19)	(0.35)	(3.42)
Interest income	14.25	16.69	27.45
Net cash (used in)/generated from investing activities = B	(0.88)	(108.91)	(186.24)
C. Cash flows from financing activities			
Increase / (Decrease) in current borrowings	(190.00)	215.00	280.00
Finance cost	(19.84)	(19.54)	(34.43)
Dividend paid, including dividend distribution tax	-	(19.23)	(19.23)
Net cash generated / (used in) from financing activities = C	(209.84)	176.23	226.34
Net changes in cash and cash equivalents (A+B+C)	(10.73)	(17.34)	20.23
Cash and cash equivalents at the beginning of the year	54.90	34.67	34.67
Cash and cash equivalents at the end of the period	44.17	17.33	54.90
Reconciliation of Cash and Cash Equivalents with the statement of Assets and Liabilities			
Cash and Cash Equivalents at the End of the period			
(a) Cash on Hand	0.27	0.44	1.78
(b) Balance with bank - In Current Accounts	43.90	16.89	53.12
Total	44.17	17.33	54.90

Note : The above statement of cash flow has been prepared under the "indirect Method" as set out in the IND AS-7 "Statement of Cash flows".

AS PER OUR REPORT ATTACHED OF EVEN DATE
For **GANAPATH RAJ & Co.,**
CHARTERED ACCOUNTANTS
Firm Regn. No. - 000846S


GANAPATH RAJ. C.
PARTNER
Membership No. 022955

for WELCAST STEELS LIMITED


VINOD NARAIN
CHAIRMAN
DIN:00058280

Place: Bengaluru
Date: 29th Oct 2020



GANAPATH RAJ & CO.,

Ph.No. +91 80 41262821 / 26632821
Email: mk@cagraj.com / gr@cagraj.com

No.387 (71), 42nd Cross, Between 1st& 2nd Main,
Jayanagar 8th Block, Bangalore- 560 070. INDIA

To,
The Board of Directors
Welcast Steels Limited
Ahmedabad.

Limited Review Report

We have reviewed the accompanying statement of unaudited financial results of **WELCAST STEELS LTD, AHMEDABAD** ("the Company") for the quarter ended 30th September, 2020 and the year to date results for the period April 1, 2020 to September 30, 2020, the unaudited Balance sheet as on that date and the Cash flow statement for the half-year ended on that date ("the Statement"), being submitted by the Company pursuant to the requirements of Regulation 33 of the SEBI (Listing Obligations and Disclosure Requirements) Regulations, 2015, read with Circular No. CIR/CFD/CMD1/44/2019 dt 19th July 2019 (the Circular) except for the disclosures regarding 'Public Shareholding' and Promoter and Promoter Group Shareholding' which have been traced from disclosures made by management and have not been audited by us. This statement is the responsibility of the Company's Management and has been approved by the Board of Directors at its meeting held on 29th of October, 2020.

Our responsibility is to issue a report on these unaudited financial results based on our review. We conducted our review of the statement in accordance with the revised Standard on Review Engagement (SRE) 2410, "Review of Interim Financial Information performed by the Independent Auditor of the Entity" issued by the Institute of Chartered Accountants of India. This standard requires that we plan and perform the review to obtain moderate assurance as to whether the financial statements are free of material misstatement. A review is limited primarily to inquiries of company personnel and analytical procedures applied to financial data and thus provide less assurance than an audit. We have not performed an audit and accordingly, we do not express an audit opinion.

Our review of the financial results for the quarter ended 30th September, 2020 and the year to date results for the period April 1, 2020 to September 30, 2020, which have been prepared in accordance with the recognition and measurement principles laid down in Indian Accounting Standard (IND AS) 34, Interim Financial Reporting and other applicable Accounting Standards notified under section 133 of the Companies Act, 2013 (the "Act"), read with the Rule 7 of the Companies (Accounts) Rules, 2014 and other accounting principles generally accepted in India ;

Based on our review conducted as above, nothing has come to our attention that causes us to believe that the accompanying statement of un-audited financial results has not disclosed the information required to be disclosed in terms of the Regulation 33 of the SEBI (Listing Obligations and Disclosure Requirements) Regulations, 2015 including the manner in which it is to be disclosed, or that it contains any material misstatement.

Emphasis of Matter

Preparation of Financial Statements on Non Going Concern Basis: Attention is invited to note (iii) annexed to the un audited financial results for the half year ended 30th September 2020, regarding the management decision to permanently close its only factory located at plot No.15, Phase 1, Peenya Industrial Area, Bangalore - 560058 with effect from the close of business hours on 2 November 2020.

Page 1 of 2





GANAPATH RAJ & CO.,

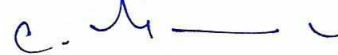
Ph.No. +91 80 41262821 / 26632821
Email: mk@cagraj.com / gr@cagraj.com

No.387 (71), 42nd Cross, Between 1st& 2nd Main,
Jayanagar 8th Block, Bangalore- 560 070. INDIA

However the company is not under liquidation and the Board of Directors are in the process of deciding the future course of the Company's activity. Accordingly, financial information of the Company for the quarter and half year ended 30 September 2020 has not been prepared on going concern basis. We bring to your attention that all the non-financial assets have been recognised at lower of cost or realisable value, however the fair market value of some of the non-financial assets, being Land is higher than the book value. All non financial liabilities are assumed at expected payable values without discounting. All financial assets and liabilities continue to be recognized at fair value or amortised cost adjusted for any loss allowances. Our opinion is not modified in respect of the above matters.

Place: Bangalore
Date: 29.10.2020

For GANAPATH RAJ & CO.,
Chartered Accountants
Firm Regn No.000846S



GANAPATH RAJ.C
Partner

Membership No. 022955

UDIN:20022955AAAA EP 6317

