

REGISTERED OFFICE

GRANULES INDIA LTD., 2nd Floor, 3rd Block, My Home Hub,
Madhapur, Hyderabad - 500 081, Telangana, India.
Tel: +91 40 69043500, Fax: +91 40 23115145, mail@granulesindia.com, www.granulesindia.com
CIN: L24110TG1991PLC012471

Date: August 09, 2023

To,
National Stock Exchange of India Limited
BSE Limited
Symbol: NSE: GRANULES: BSE: 532482

Dear Sir,


Sub: Presentation to the Analysts/Investors

We refer to the unaudited financial results for the first quarter of the FY 2023-2024, submitted to you today i.e., on August 09, 2023. We are now enclosing the presentation in this regard to the Analysts/Investors which is also being uploaded on our website. This is pursuant to Regulation 30 of the SEBI (Listing Obligations and Disclosure Requirements) Regulations, 2015.

Kindly take the above information on record.

For GRANULES INDIA LIMITED

**CHAITANYA TUMMALA
(COMPANY SECRETARY &
COMPLIANCE OFFICER)**





**Transforming Healthcare
through Innovation and Sustainability**

Granules India Limited

Earnings Presentation
Q1FY24



Safe harbour

The Presentation is to provide the general background information about the Company's activities as at the date of the Presentation. The information contained herein is for general information purposes only and based on estimates and should not be considered as a recommendation that any investor should subscribe / purchase the company shares. The Company makes no representation or warranty, express or implied, as to, and does not accept any responsibility or liability with respect to, the fairness, accuracy, completeness or correctness of any information contained herein.

This presentation may include certain "forward looking statements". These statements are based on current expectations, forecasts and assumptions that are subject to risks and uncertainties which could cause actual outcomes and results to differ materially from these statements. Important factors that could cause actual results to differ materially from our expectations include, amongst others general economic and business conditions in India, ability to successfully implement our strategy, our research and development efforts, our growth and expansion plans and technological changes, changes in the value of the Rupee and other currencies, changes in the Indian and international interest rates, change in laws and regulations that apply to the Indian and global pharmaceuticals industries, increasing competition, changes in political conditions in India or any other country and changes in the foreign exchange control regulations in India. Neither the company, nor its directors and any of the affiliates or employee have any obligation to update or otherwise revise any forward-looking statements. The readers may use their own judgment and are advised to make their own calculations before deciding on any matter based on the information given herein.

No part of this presentation may be reproduced, quoted or circulated without prior written approval from Granules India Limited.

Key Business Updates

IT Incident Update

- Employed the appropriate incident response protocols for containment
- Enhanced security measures are being implemented
- Restored near normalcy production

Regulatory Inspection Update

- Received Establishment Inspection Report (EIR) for Gagillapur
- Completion of US FDA Inspection at Jeedimetla with zero 483 observations
- Successful completion of US FDA Inspection at Unit IV API facility located at Visakhapatnam with zero 483 observations

Product Approvals

- ANDA Approval for Venlafaxine ER Capsules
- ANDA Approval for Metoprolol Succinate ER Tablets
- ANDA Approval for Levetiracetam Tablets

Sustainability Journey

- Announced our Target to achieve Net Zero by 2050
- Completed materiality assessment and Identified 13 priority material topics across Environment (4), Social (6) and Governance (3) factors



Commitment
towards Net Zero

CZRO Update

- **Third Party Technical Feasibility Report** near completion
- **Identified and finalized two sites** at Vizag (12 Acres) and at Kakinada (100 Acres)
- **Phase I at Vizag:** Pilot DCDA plant (completion end of FY24) & PAP commercial plant (completion end of FY25)
- **Phase II at Kakinada:** Start the project work at Kakinada in FY 25, post the detailed feasibility report and statutory approvals
- Ongoing **Collaboration with multiple partners**

Q1FY24: Y-o-Y performance highlights – P&L

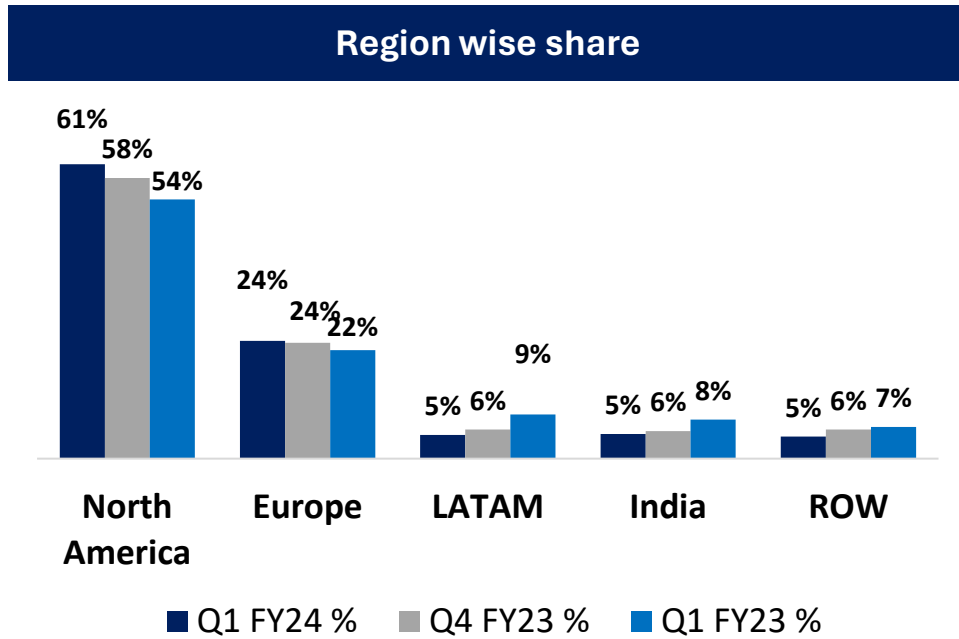
(In ₹ Mn)	Q1 FY24	Q1 FY23	Y-o-Y Gr%	Y-o-Y performance
Revenue	9,855	10,196	(3%) ↓	Revenues were lower primarily on account of business interruption due to the IT incident that happened in this quarter
Value Added	5,063	5,060	0%	VA% has improved primarily on account of better product mix and reduction in rates of key raw materials
Value Added %	51.4%	49.6%		
EBITDA	1,368	2,115	(35%) ↓	Expenses increased in-line with expected revenue increase. However, revenue was lower than expected due to the reason stated above. This coupled with FTS penalties and higher R&D spend impacted the EBITDA margins
EBITDA %	13.9%	20.7%		
PAT	479	1,276	(62%) ↓	Higher interest rate as compared to last year impacted PAT margins further
PAT %	4.9%	12.5%		

Q1FY24: Q-o-Q performance highlights – P&L

(In ₹ Mn)	Q1 FY24	Q4 FY23	Q-o-Q Gr%	Q-o-Q performance
Revenue	9,855	11,955	(18%)↓	Revenues were lower primarily on account of business interruption due to the IT incident that happened in this quarter
Value Added	5,063	5,720	(11%)↓	VA% has improved primarily on account of better product mix and reduction in rates of key raw materials
Value Added %	51.4%	47.8%		
EBITDA	1,368	2,281	(40%)↓	Expenses increased in-line with expected revenue increase. However, revenue was lower than expected due to the reason stated above. This coupled with FTS penalties impacted the EBITDA margins
EBITDA %	13.9%	19.1%		
PAT	479	1,196	(60%)↓	Higher interest rate as compared to last quarter impacted PAT margins further
PAT %	4.9%	10.0%		

Q1FY24: Revenue split by market

(In ₹ Mn)

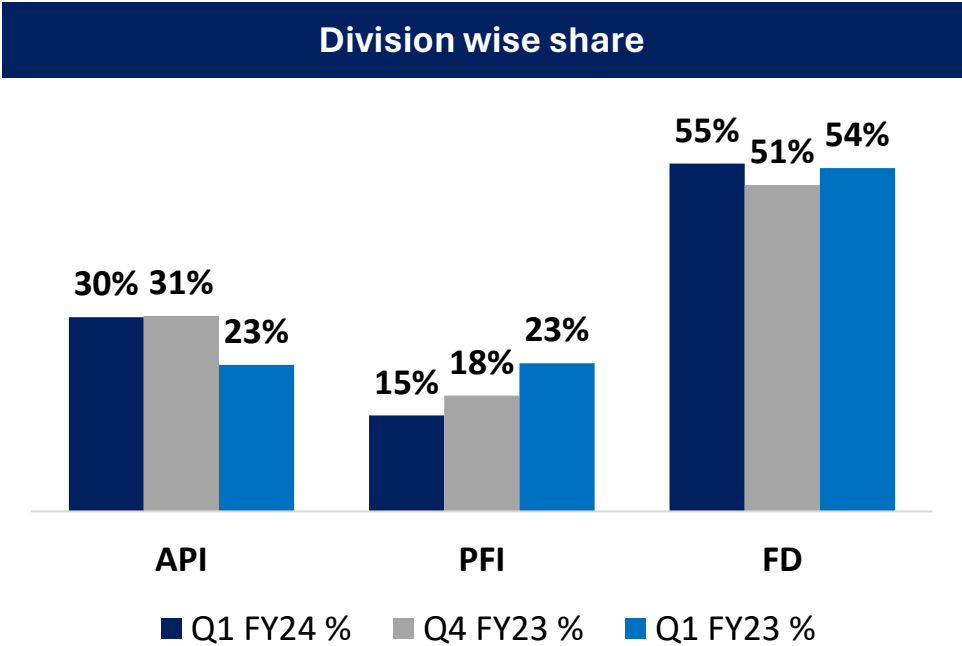


	Q1 FY24	Q1 FY23	Y-o-Y Gr%	Q4 FY23	Q-o-Q Gr%
North America	6,017	5,483	10%	6,962	(14%)
Europe	2,405	2,292	5%	2,871	(16%)
LATAM	481	933	(48%)	720	(33%)
India	504	821	(39%)	680	(26%)
ROW	448	666	(33%)	722	(38%)

- Price erosion continued in the developed markets (North America & Europe) which was offset by volume growth y-o-y
- In emerging markets (Latin America and ROW), volume decline was steep y-o-y, primarily on account of inventory correction by customers in these regions. These markets also witnessed some price erosions y-o-y
- Volumes in Q1FY24 were significantly impacted by the IT incident against expected growth and hence the above-mentioned volume drops across the markets

Q1FY24: Revenue split by division

(In ₹ Mn)



	Q1 FY24	Q1 FY23	Y-o-Y Gr%	Q4 FY23	Q-o-Q Gr%
API	3,000	2,341	28%	3,664	(18%)
PFI	1,482	2,368	(37%)	2,174	(32%)
FD	5,373	5,487	(2%)	6,117	(12%)

- Y-o-Y growth in API segment was led primarily by Paracetamol volumes
- Share of PFI business has reduced both y-o-y and q-o-q as more customers are converting into FD from PFI, coupled with correction in inventories in the LATAM and ROW markets
- Volumes in Q1FY24 were significantly impacted by the IT incident and hence revenue declined in all segments q-o-q

Q1FY24: Cashflow metrics and Ratios

(In ₹ Mn)

	Q1 FY24	Q4 FY23
ROCE%	9.4%	21.1%

IT incident this quarter impacted the revenues which led to lower EBIT which significantly reduced ROCE%

ROCE = Annualised EBIT / Average capital employed
Capital employed = Equity + Total Borrowings + LT liabilities - Cash

	Q1 FY24	Q4 FY23
CCC	170	132

Increase in inventory resulting in increase in CCC. Dispatches were impacted due to the IT incident

CCC = DIO + DSO - DPO

DIO and DPO are calculated using Material Cost consumed and DSO is calculated using Sales

	Q1 FY24	Q4 FY23
Fixed asset turn	1.64	2.06

Lower asset turns are primarily on account of lower revenue this quarter

Fixed asset turn = Annualised Sales / Average Tangible Gross block

	Q1 FY24	Q4 FY23
Operating Cashflow	35	1,794

Lower EBITDA and higher CCC resulting in lower Operating Cashflow

	Q1 FY24	Q4 FY23
Net debt/ EBITDA	1.57x	0.84x

Net debt has increased only by Rs.899 mn. The ratio is impacted primarily on account of lower EBITDA

Net debt = Gross debt – Cash and cash equivalents

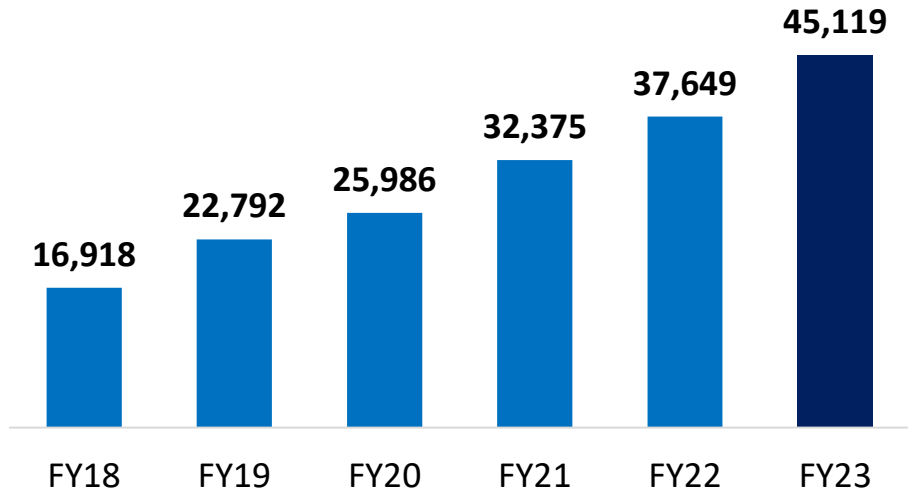
	Q1 FY24	Q4 FY23
Capex	741	407

Capex investment is in-line with our plan for FY24 as guided in our last call

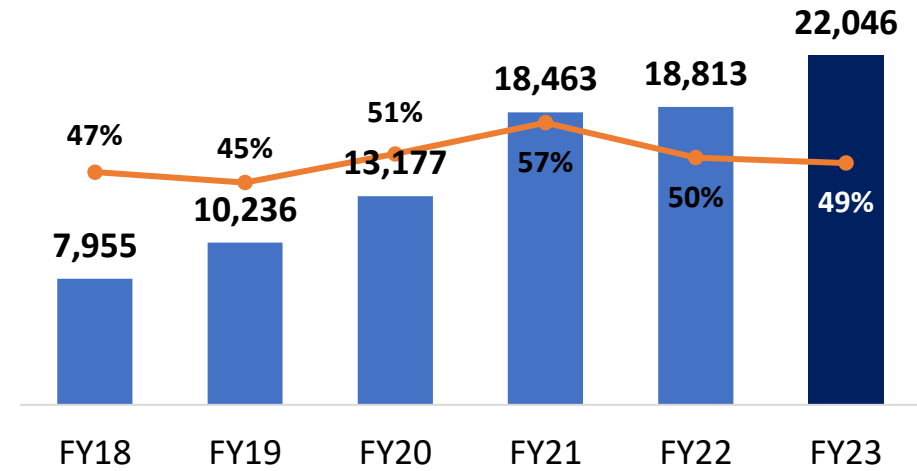
Last 5 years performance: Sales and profitability

(In ₹ Mn)

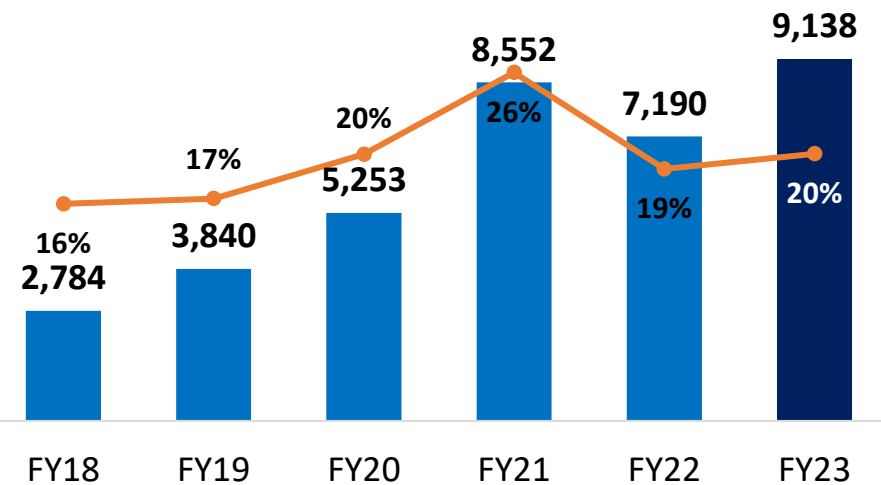
Sales: 5yr CAGR: 22%



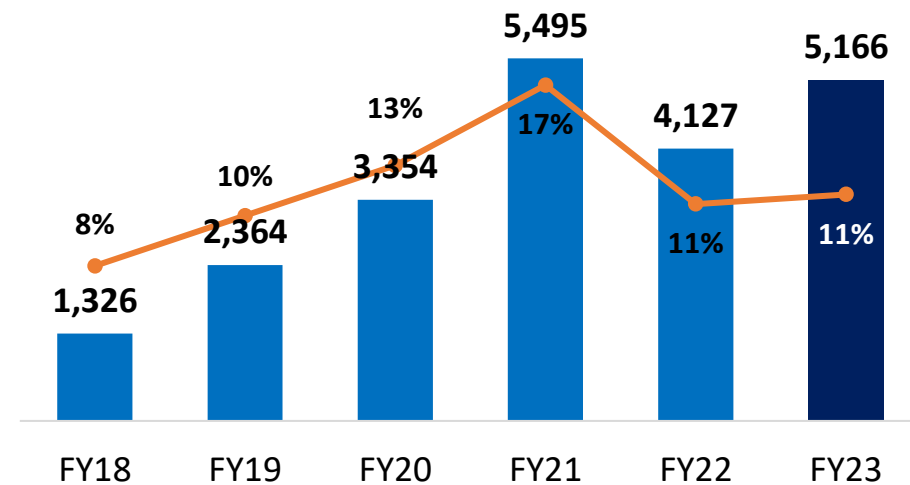
VA and VA%: 5yr CAGR: 23%



EBITDA and EBITDA%: 5yr CAGR: 27%



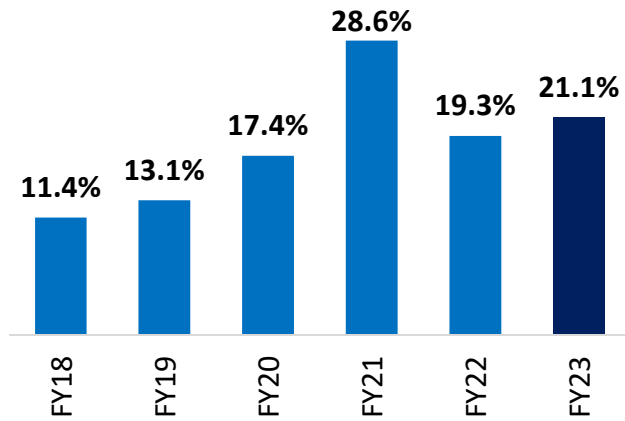
PAT and PAT%: 5yr CAGR: 31%



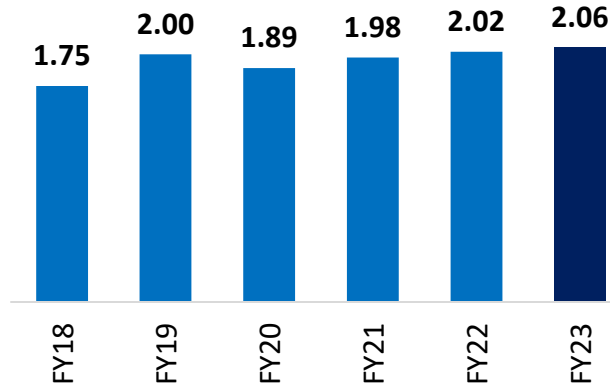
Last 5 years performance: Cashflow and ratios

(In ₹ Mn)

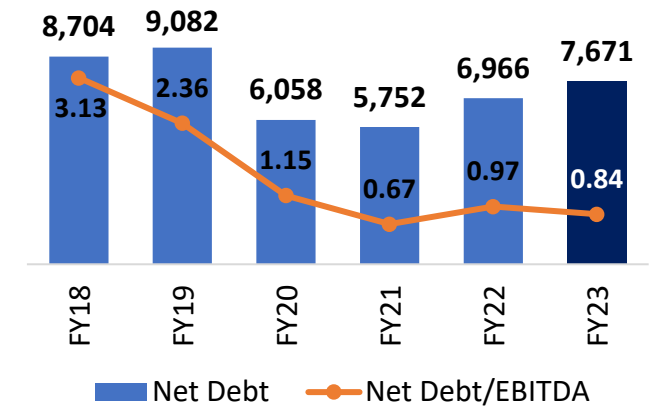
ROCE%



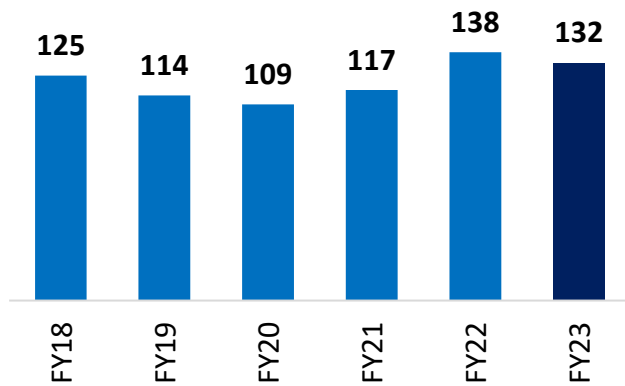
Asset turns



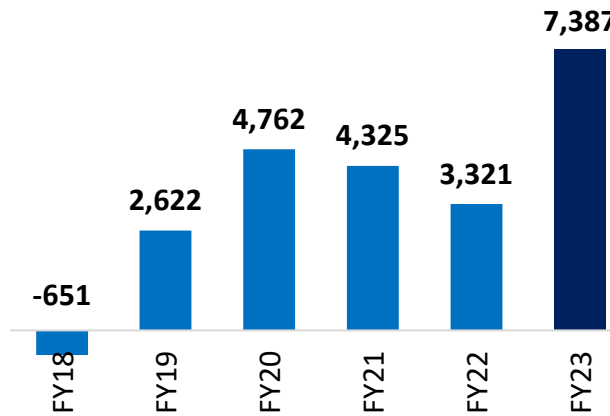
Net debt and Net debt/EBITDA



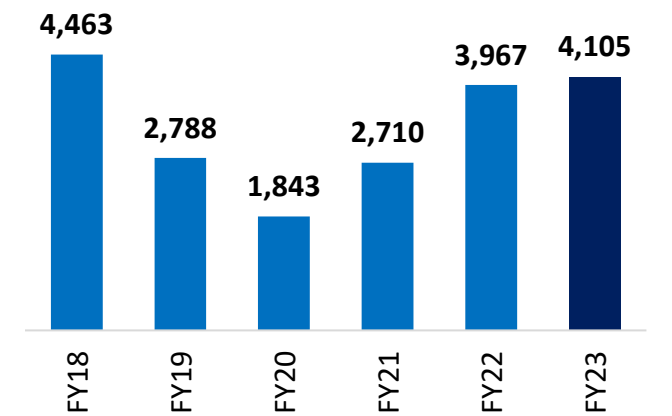
Cash to Cash cycle



Operating Cash flow




Capex



ANDA and Dossier Filing status

Filing Status	GPI IP	GIL IP						Total
	USA	USA	Europe	Canada	South Africa	UK	Others	
Approved	24	57	5	6	-	3	1	72
Tentatively Approved	1	2	-	-	-	-	-	2
To be approved	5	12	3	1	6	-	3	25
Total Products	30	71	8	7	6	3	4	99

ANDA/Dossier filed - Therapeutic area wise



Strategic Priorities and Organizational Transformation

Pursuing Purpose-led Growth

As we embark on this ongoing journey, with careful deliberation, we have revitalized our purpose, vision, and values, ensuring they embody our commitment to transformation.



Dr. Krishna Prasad Chigurupati
Chairman & Managing Director

Transforming for the Greater Good : Our new Purpose, Vision & Values

PURPOSE

Healing lives responsibly through pioneering green science.

VISION

To establish ourselves as a world leader in green chemical and pharmaceutical industry by harnessing cutting-edge technologies to enhance quality of life.

VALUES

Challenging Limits

Futuristic Thinking

Customer Driven

Empowering Employees

Quality Everywhere

Environmental Stewardship







Strategic Priorities

Strengthening the core

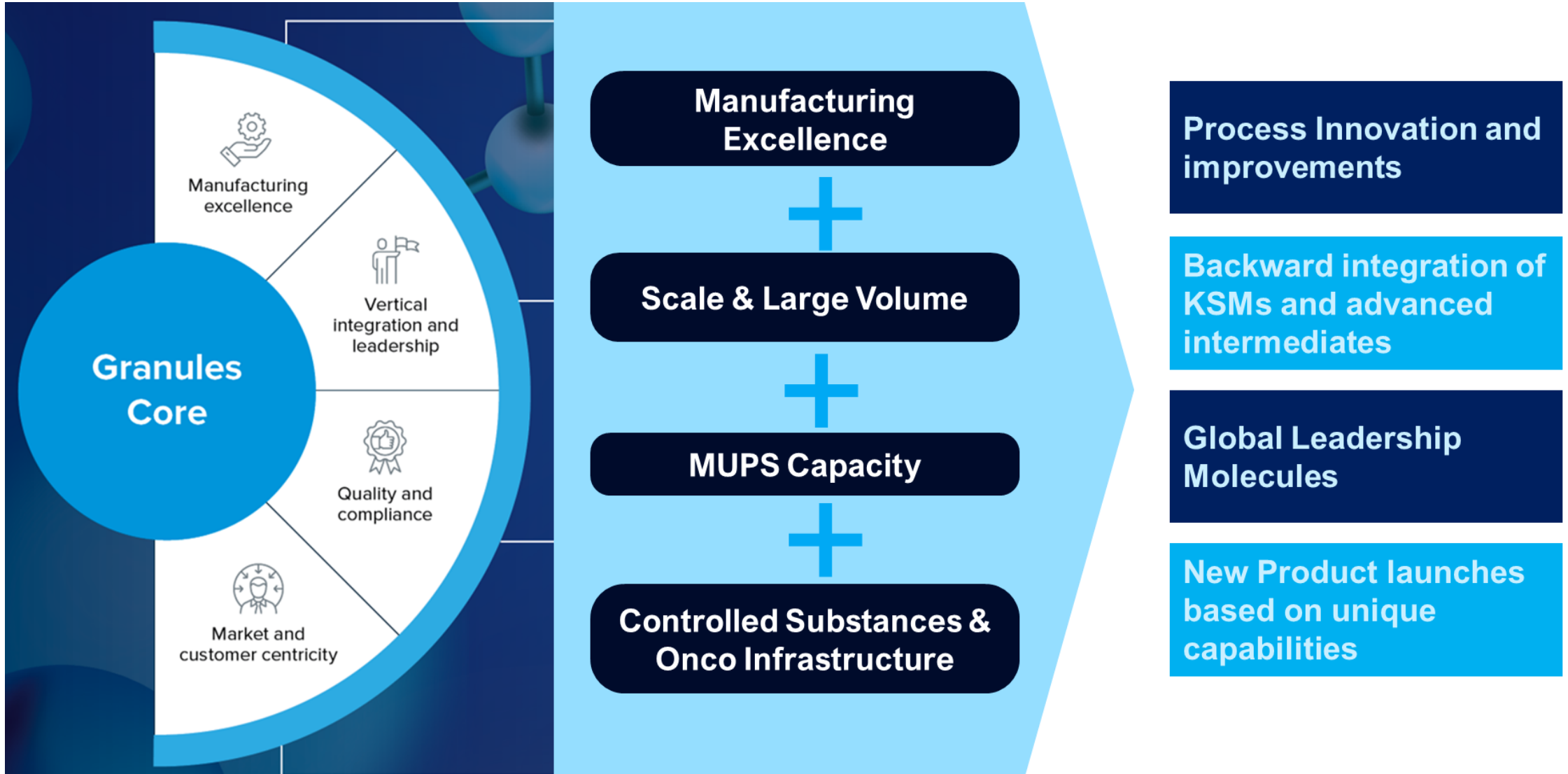
R&D and Innovation

Sustainability

Strengthening the core: Existing Manufacturing strength

	Manufacturing Units	Capacity	Regulatory Approvals
 API	<ul style="list-style-type: none"> ▶ Bonthapally, Telangana ▶ Jeedimetla, Telangana ▶ Vizag (Unit IV), Andhra Pradesh ▶ Vizag (Unit V), Andhra Pradesh ▶ Bonthapally II (API Intermediate, Telangana) 	<ul style="list-style-type: none"> ▶ 34,560 TPA ▶ 4,800 TPA ▶ 380 KL ▶ 15 KL ▶ 61.5 KL 	<ul style="list-style-type: none"> ▶ U.S. FDA, EDQM, WHO, COFEPRIS, INFARMED ▶ U.S. FDA, EDQM, COFEPRIS, WHO, CDCSO ▶ U.S. FDA, KFDA, EU GMP, WHO GMP, EDQM ▶ EU GMP
 PFI	<ul style="list-style-type: none"> ▶ Gagillapur, Hyderabad ▶ Jeedimetla, Telangana 	<ul style="list-style-type: none"> ▶ 23,200 TPA ▶ 1,440 TPA 	<ul style="list-style-type: none"> ▶ US FDA, COFEPRIS, TGA, MCC, INFARMED ▶ WHO GMP, COFEPRIS, INFARMED
 FD	<ul style="list-style-type: none"> ▶ Gagillapur, Hyderabad ▶ Virginia, USA ▶ Vizag (Unit V), Andhra Pradesh 	<ul style="list-style-type: none"> ▶ 26.8 Bn ▶ 1.5 Bn ▶ 1.1 Bn 	<ul style="list-style-type: none"> ▶ US FDA, MCC, COFEPRIS, TGA, INFARMED ▶ US FDA, DEA ▶ EU GMP
 Packaging	<ul style="list-style-type: none"> ▶ Virginia, USA 	<ul style="list-style-type: none"> ▶ 2 OTC lines and 1 Rx line 	<ul style="list-style-type: none"> ▶ US FDA

Strengthening the core: Building & sustaining our competitive advantage



R&D and Innovation: Expanding capabilities

Strengthened headcount to ~300 across spectrum of R&D centers with complementary capabilities



Integrated Product Development

Genome Valley – MN Park

R&D facility for Integrated Product Development

- ~170 scientists across API & FD R&D
- Fast tracking product development through seamless coordination & shared analytical resource

Controlled Substances

Pragathi Nagar R&D

- CoE for CII API Development
- Select KSMs

GPI R&D

- CII Finished Dosage
- Complex technologies FD

New Technologies

Bio Lab at Pragathi Nagar

- Enzyme & Fermentation

Pune R&D

- New technologies
- KSM & Backward Integration

R&D and Innovation: Becoming an innovation and science-led enterprise

Enzyme & Bio Transformation

Eco friendly substitute to metallo-catalysis

Mild Reaction Conditions

Greater Selectivity

Simplified Work Streams

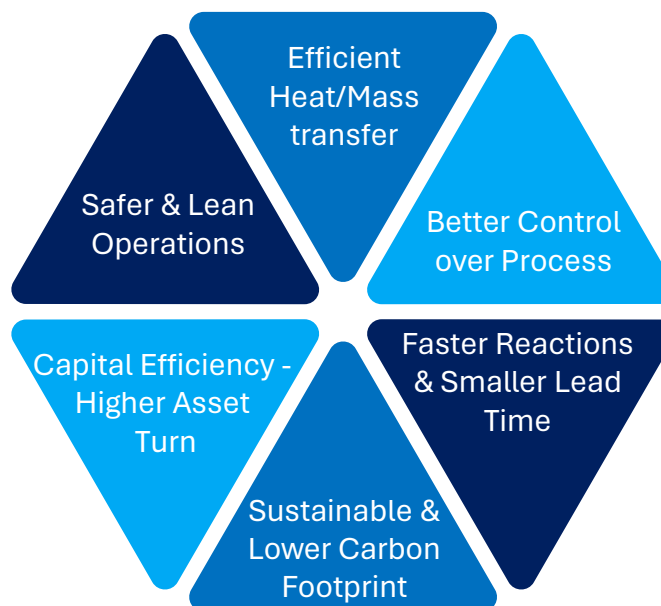
Simplified Processing & Purification

Fewer byproducts

Improved Productivity

Flow Technology Platform

Excellence in identified chemistries



Green Score in R&D Development

Implementation of Green card and Eco scale initiatives. From the early stages of development

Green Chemistry Matrix

Atom Economy

Atom efficiency

E-factor

Eco-Scale for process efficiency

6 parameters & 38 sub-parameters at every stage of the reaction

Yield

Safety

Effluent

Input/ RM Cost

Operations Parameters

Infrastructure considerations

Sustainability & Response to Climate Change

An area of emerging opportunities

“

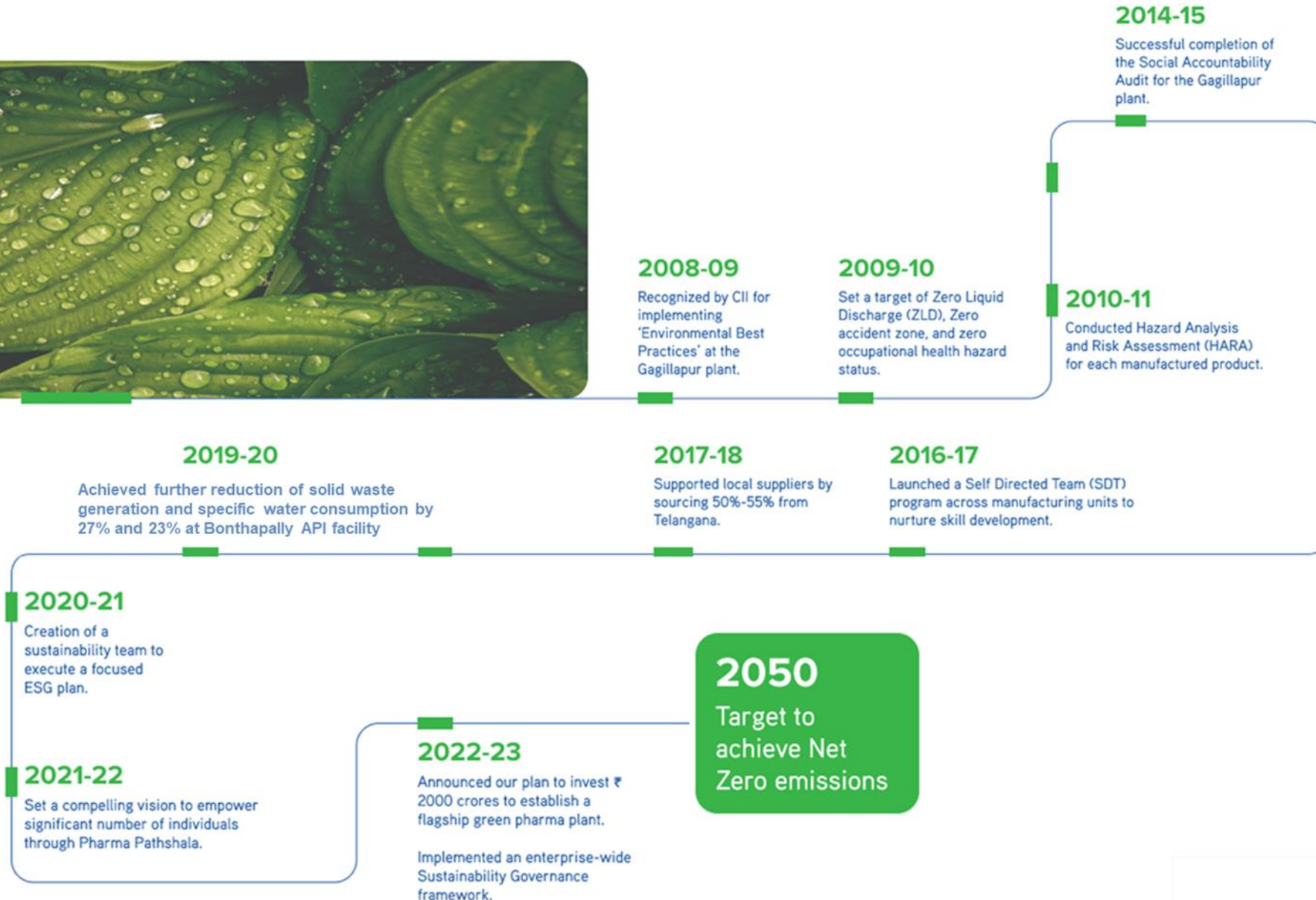
Government or private sector **commitments** to net-zero cannot be a mere public relations exercise.”

ANTÓNIO GUTERRES, United Nations Secretary-General, 8 November 2022

From Vision to Action

Industries need to Lead the Way in Sustainable Supply Chains and Green-Tech

Our Sustainability & ESG Journey



Sustainability Recognition & Performance

CRISIL

An S&P Global Company

54

Rating by CRISIL (23rd rank among pharmaceutical companies)



DRIVING SUSTAINABLE ECONOMIES

C Score

Received for climate change in our first CDP disclosure

ecovadis

Silver Rating

Achieved by Unit-1 Bonthapally

Bronze Rating

Achieved by Jeedimetla unit



Environmental

28.20%

Reduction in water intensity

14.03%

Reduction in GHG emissions (Scope 1 and Scope 2) intensity

320 KWp

Solar capacity added in FY 2022-23

50%

Of our wastewater is recycled

>85%

Of the solid hazardous waste sent for utilization by cement industries



Social

64%

Permanent workforce

₹110.02 Mn

CSR expenditure

97%

Return-to-work rate

Zero

Fatalities

3

Overhead Water tanks built for over 2500 villagers



Governance

100%

Shareholder Grievance Resolved

96%

Average Board Meeting Attendance

50%

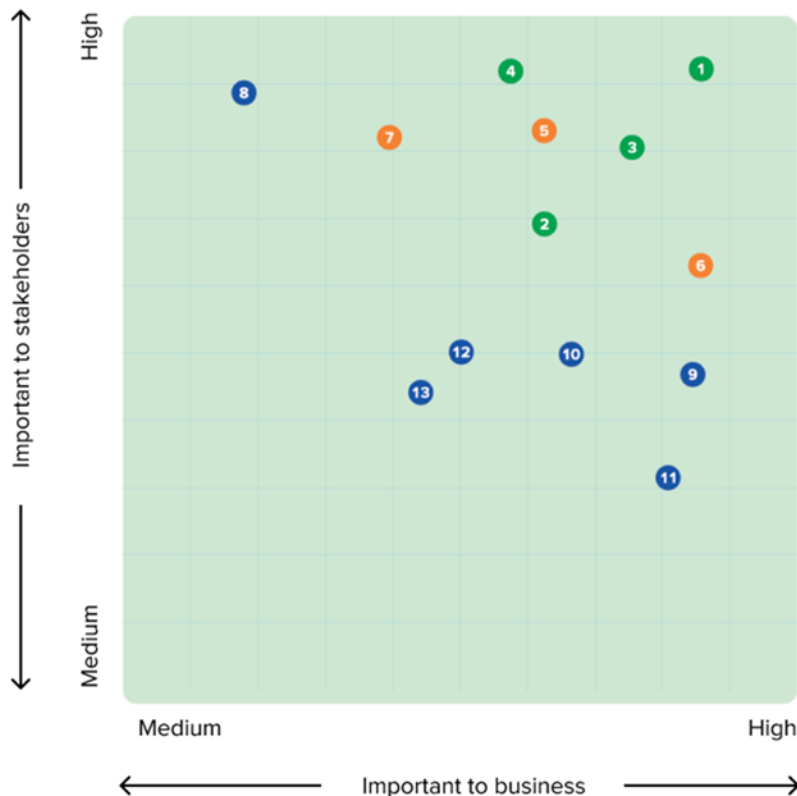
Independent Directors on the Board

The Sustainability/ESG Data pertains to the financial year 2022-23

Our ESG Approach & Materiality Assessment

In keeping with the commitment to include sustainability as one of the strategic levers, Granules conducted a detailed Materiality Assessment for the first time in the organization during FY 2023.

A range of sustainability topics organized into 9 broad themes with insights drawn from various global frameworks and standards, macro industry trends, peer benchmarking, relevance highlighted by rating agencies and Granules' own business objectives. We have Identified 13 priority material topics across Environment (4), Social (6) and Governance (3) factors



Environment

- GHG footprint
- Climate Change
- Water Management
- Waste Management

Governance

- Business Ethics and Integrity
- Sustainability Governance
- Data Privacy and Cyber Security

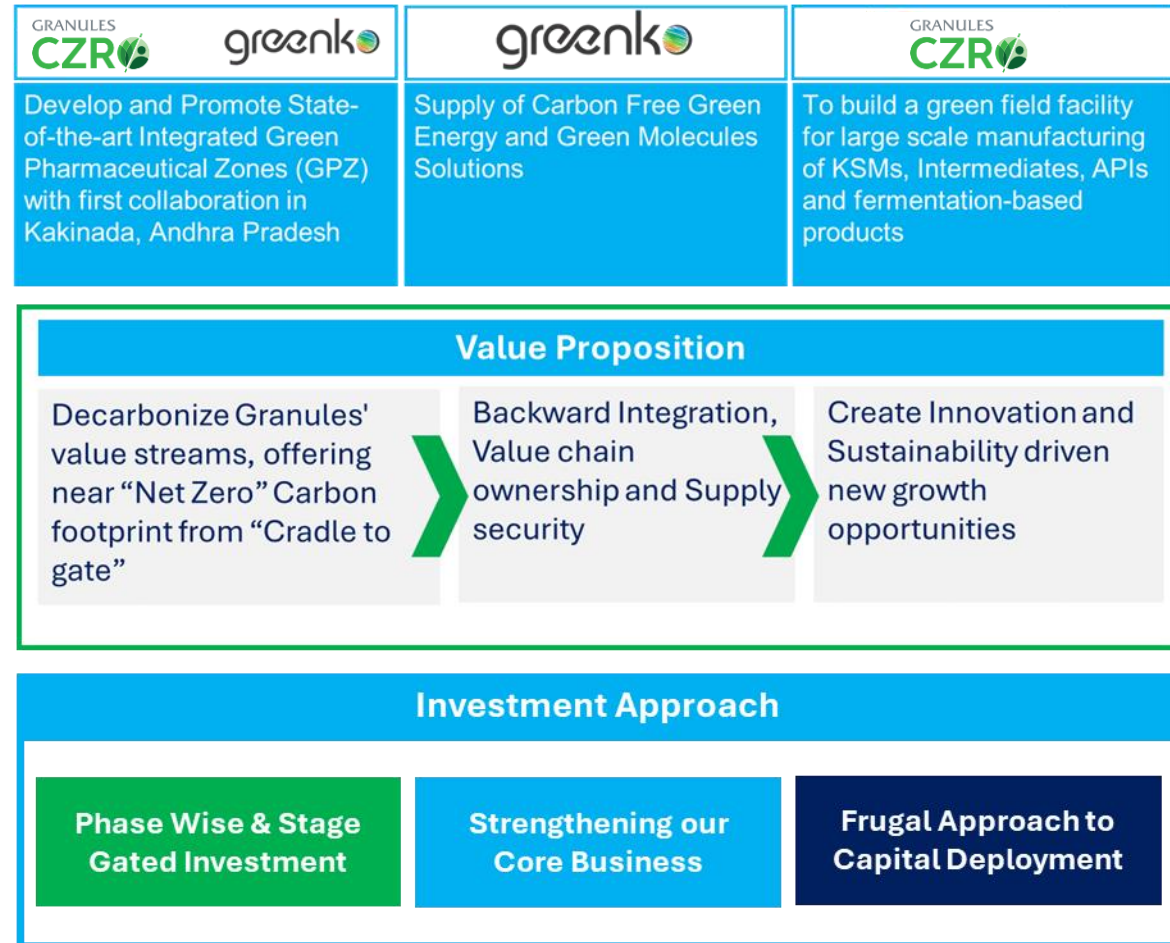
Social

- Diversity & Inclusion
- Employee Well Being
- Occupational Health & Safety
- Human Capital Development
- Innovation, Research and Development
- Community Impact, Relations and Development

Sustainability Redefined: Innovating for a Greener Future



Chemistry.
Responsibly.



* Granules CZRO is the wholly owned subsidiary of Granules



Mr. Puneet Varshney
GM Business Finance and Head Investor Relations

Email: puneet.varshney@granulesindia.com

www.granulesindia.com



Ms. Payal Dave
payal.dave@linkintime.co.in

Mr. Irfan Raeen
+91 97737 78669
Irfan.raeen@linkintime.co.in

www.orientcap.com

thank you!



BSE 532482

NSE GRANULES

Bloomberg GRAN:IN

REUTERS GRAN:NS

Corporate address:

Floor 2 Block 3 My Home Hub Madhapur Hyderabad 500081
CIN: L24110TG1991PLC012471

Voice: +91 40 69043600
www.granulesindia.com