

October 20, 2022

To,  
**National Stock Exchange of India Limited**  
Symbol – Symphony

To,  
**BSE Limited**  
Security Code – 517385

**Sub: Outcome of Board Meeting**

Dear Sir / Madam,

We are pleased to inform you that the Board of Directors has considered and approved the following in their meeting held today:

1. Unaudited Standalone and Consolidated Financial Results and Limited Review Reports for the second quarter / half year ended on September 30, 2022.
2. Declared 2<sup>nd</sup> Interim Dividend of ₹ 2/- (100%) per equity share having face value of ₹ 2/- each for the financial year 2022-23. The said interim dividend shall be payable to the shareholders on or before November 18, 2022.

Kindly consider this as due compliance of Regulation 30, 33 and other applicable provisions, if any of the SEBI (Listing Obligations and Disclosure Requirements) Regulations, 2015.

The meeting was commenced at 10:30 hours (IST) and concluded at 12:15 hours (IST).

Kindly take note of the same and oblige.

Yours Truly,  
**For, Symphony Limited**

**Mayur Barvadiya**  
**Company Secretary and Head - Legal**

**Encl:** As above

## INDEPENDENT AUDITOR'S REVIEW REPORT ON REVIEW OF INTERIM CONSOLIDATED FINANCIAL RESULTS

### TO THE BOARD OF DIRECTORS OF

### SYMPHONY LIMITED

1. We have reviewed the accompanying Statement of Consolidated Unaudited Financial Results of **SYMPHONY LIMITED** ("the Parent") and its subsidiaries (the Parent and its subsidiaries together referred to as "the Group"), for the quarter and six months ended September 30, 2022 ("the Statement") being submitted by the Parent pursuant to the requirement of Regulation 33 of the SEBI (Listing Obligations and Disclosure Requirements) Regulations, 2015, as amended.
2. This Statement, which is the responsibility of the Parent's Management and approved by the Parent's Board of Directors, has been prepared in accordance with the recognition and measurement principles laid down in the Indian Accounting Standard 34 "Interim Financial Reporting" ("Ind AS 34"), prescribed under Section 133 of the Companies Act, 2013 read with relevant rules issued thereunder and other accounting principles generally accepted in India. Our responsibility is to express a conclusion on the Statement based on our review.
3. We conducted our review of the Statement in accordance with the Standard on Review Engagements (SRE) 2410 "Review of Interim Financial Information Performed by the Independent Auditor of the Entity", issued by the Institute of Chartered Accountants of India (ICAI). A review of interim financial information consists of making inquiries, primarily of Parent's personnel responsible for financial and accounting matters, and applying analytical and other review procedures. A review is substantially less in scope than an audit conducted in accordance with Standards on Auditing specified under Section 143(10) of the Companies Act, 2013 and consequently does not enable us to obtain assurance that we would become aware of all significant matters that might be identified in an audit. Accordingly, we do not express an audit opinion.

We also performed procedures in accordance with the circular issued by the SEBI under Regulation 33(8) of the SEBI (Listing Obligations and Disclosure Requirements) Regulations, 2015, as amended, to the extent applicable.

4. The Statement includes the results of the following entities:
  - i. Symphony Limited (Parent)
  - ii. Symphony AU Pty Limited (Subsidiary)
  - iii. Symphony Climatizadores Ltda, Brazil (Subsidiary)
  - iv. Guangdong Symphony Keruilai Air Coolers Co. Limited (Subsidiary)
  - v. IMPCO S. de. R.L. De. C.V., Mexico (Subsidiary)
  - vi. Climate Technologies Pty. Ltd., Australia (Subsidiary)
  - vii. Bonaire USA LLC, USA (Subsidiary)
5. Based on our review conducted and procedures performed as stated in paragraph 3 above and based on the consideration of the review reports of other auditors referred to in paragraph 6 below, nothing has come to our attention that causes us to believe that the accompanying Statement, prepared in accordance with the recognition and measurement principles laid down in the aforesaid Indian Accounting Standard and other accounting



principles generally accepted in India, has not disclosed the information required to be disclosed in terms of Regulation 33 of the SEBI (Listing Obligations and Disclosure Requirements) Regulations, 2015, as amended, including the manner in which it is to be disclosed, or that it contains any material misstatement.

6. We did not review the interim financial information / financial results of 5 subsidiaries included in the consolidated unaudited financial results, whose interim financial information / financial results reflect total assets of Rs. 454.49 crore as at September 30, 2022, total revenues of Rs. 79.21 crore and Rs. 209.69 crore for the quarter and six months ended September 30, 2022 respectively, total net loss after tax of Rs. 8.92 crore and Rs. 7.89 crore for the quarter and six months ended September 30, 2022 respectively, and total comprehensive loss of Rs. 8.82 crore and Rs. 7.68 crore for the quarter and six months ended September 30, 2022 respectively and net cash outflows of Rs. 45.63 crore for the six months ended September 30, 2022, as considered in the Statement. These interim financial information / financial results have been reviewed by other auditors whose reports have been furnished to us by the Management and our conclusion on the Statement, in so far as it relates to the amounts and disclosures included in respect of these subsidiaries is based solely on the reports of the other auditors and the procedures performed by us as stated in paragraph 3 above.

Our conclusion on the Statement is not modified in respect of the above matter with respect to our reliance on the work done and the reports of the other auditors.

7. The consolidated unaudited financial results includes the interim financial information/ financial results of a subsidiary which has not been reviewed by their auditors, whose interim financial information/ financial results reflect total assets of Rs. 24.41 crore as at September 30, 2022, total revenues of Rs. 1.57 crore and Rs. 3.75 crore for the quarter and six months ended September 30, 2022 respectively, total net loss after tax of Rs. 0.55 crore and Rs. 0.56 crore for the quarter and six months ended September 30, 2022 respectively, and total comprehensive loss of Rs. 0.55 crore and Rs. 0.56 crore for the quarter and six months ended September 30, 2022 respectively and net cash inflow of Rs. 2.26 crore for the six months ended September 30, 2022, as considered in the Statement. According to the information and explanations given to us by the Management, these interim financial information / financial results are not material to the Group.

Our Conclusion on the Statement is not modified in respect of our reliance on the interim financial information / financial results certified by the Management.

For DELOITTE HASKINS & SELLS  
Chartered Accountants  
(Firm's Registration No. 117365W)




*Kartikeya Raval*

Kartikeya Raval  
Partner  
(Membership No. 106189)  
(UDIN: 22106189BAJDAD4900)

Place: Ahmedabad  
Date: October 20, 2022

# WORLD LEADER IN AIR COOLING



## SYMPHONY LIMITED

(₹ In Crores)

Statement of Unaudited Consolidated Financial Results for the Quarter and Half Year ended on September 30, 2022

Quarter Ended			Sr. No.	Particulars	Half Year Ended		Year Ended
30-Sep-22	30-Sep-21	30-Jun-22			30-Sep-22	30-Sep-21	31-Mar-22
(Unaudited)	(Unaudited)	(Unaudited)			(Unaudited)	(Unaudited)	(Audited)
			<b>1</b>	<b>Income</b>			
274	220	329		a. Revenue from operations	603	450	1,039
14	9	12		b. Other income	26	17	40
<b>288</b>	<b>229</b>	<b>341</b>		<b>Total Revenue</b>	<b>629</b>	<b>467</b>	<b>1,079</b>
			<b>2</b>	<b>Expenses</b>			
41	43	50		a. Cost of materials consumed	91	108	198
121	76	109		b. Purchase of stock-in-trade	230	146	413
(11)	1	20		c. Changes in inventories of finished goods, work-in-progress and stock-in-trade	9	(4)	(40)
33	28	29		d. Employee benefits expense	62	57	116
2	2	2		e. Finance costs	4	4	9
6	6	6		f. Depreciation and amortisation expense	12	12	24
9	2	39		g. Advertisement and sales promotion expense	48	23	46
44	31	48		h. Other expenses	92	71	145
<b>245</b>	<b>189</b>	<b>303</b>		<b>Total expenses</b>	<b>548</b>	<b>417</b>	<b>911</b>
43	40	38	<b>3</b>	<b>Profit before tax (1-2)</b>	<b>81</b>	<b>50</b>	<b>168</b>
11	10	9	<b>4</b>	Tax expense	20	14	47
32	30	29	<b>5</b>	<b>Net Profit for the year/period (3-4)</b>	<b>61</b>	<b>36</b>	<b>121</b>
33	30	29		Attributable to: Owners of the Company	62	36	120
(1)	(0)	(0)		Non Controlling Interests	(1)	(0)	1
			<b>6</b>	<b>Other comprehensive income</b>			
				<b>Items that will not to be reclassified to profit or loss :</b>			
0	(0)	0		(i) Re-measurement gains/(losses) on defined benefit plans	0	(0)	0
(0)	-	(0)		(ii) Income tax effect on above	(0)	0	(0)
				<b>Items that will be reclassified to profit or loss :</b>			
(6)	(6)	(9)		(i) Net fair value gain/(loss) on debt instruments	(15)	(1)	5
1	1	1		(ii) Income tax effect on above	2	0	(1)
<b>(5)</b>	<b>(5)</b>	<b>(8)</b>		<b>Total other comprehensive income/(loss), net of tax</b>	<b>(13)</b>	<b>(1)</b>	<b>4</b>
27	25	21	<b>7</b>	<b>Total comprehensive income for the year/period (5+6)</b>	<b>48</b>	<b>35</b>	<b>125</b>
28	25	21		Attributable to: Owners of the Company	49	35	124
(1)	(0)	(0)		Non Controlling Interests	(1)	(0)	1
14	14	14	<b>8</b>	Paid-up Equity Share Capital (Face Value ₹ 2/- per share)	14	14	14
			<b>9</b>	Reserves excluding Revaluation Reserve			826
			<b>10</b>	<b>Earnings Per Share (of ₹ 2/- each)*</b>			
<b>4.67</b>	<b>4.32</b>	<b>4.21</b>		Basic & diluted (₹)	<b>8.84</b>	<b>5.19</b>	<b>17.20</b>

# 0 represents amount less than ₹ 50 lacs.

\* EPS is not annualised for the quarter/half year ended September 30, 2022, September 30, 2021 and June 30, 2022.

**NOTES:**

1. The above financial results have been reviewed by the Audit Committee in its meeting held on October 19, 2022 and approved by the Board of Directors in their meeting held on October 20, 2022.
2. The Statutory auditors of the company have carried out limited review of the financial results for the quarter and half year ended September 30, 2022.
3. The Board of Directors in their meeting held on October 20, 2022 declared 2nd interim dividend of ₹ 2/- (100%) per equity share of ₹ 2/- each amounting to ₹ 13.99 crores.
4. Parent has acquired 920,000 ordinary shares of Symphony AU Pty Limited (representing 5% of share capital) at a consideration of AUD 800,000 (₹ 4.258 crore) from its erstwhile shareholder thereby making Symphony AU Pty Limited, Australia a wholly owned subsidiary (100% shareholding) w.e.f. October 01, 2022. Accordingly, Climate Technologies Pty Limited, Australia has become a wholly owned first level step down subsidiary and Bonaire USA LLC, USA becomes a wholly owned second level step-down subsidiary of the Parent.



*(Handwritten Signature)*



### 5. Segment Results

As per recognition criteria mentioned in Ind AS-108, Operating Segments, the Group has identified Air Cooling and Other Appliances Business as operating segment. However substantial portion of Corporate Funds remained invested in various financial instruments. The Group has considered Corporate Funds as a separate segment so as to provide better understanding of performance of Air Cooling and Other Appliances Business.

(₹ in Crores)

Quarter Ended			Sr. No.	Particulars	Half Year Ended		Year Ended
30-Sep-22	30-Sep-21	30-Jun-22			30-Sep-22	30-Sep-21	31-Mar-22
(Unaudited)	(Unaudited)	(Unaudited)			(Unaudited)	(Unaudited)	(Audited)
277	222	337	1	Segment Revenue	614	453	1,053
11	7	4		a. Air Cooling and Other Appliances			
				b. Corporate Funds	15	14	26
<b>288</b>	<b>229</b>	<b>341</b>		<b>Segment Total</b>	<b>629</b>	<b>467</b>	<b>1,079</b>
			2	Segment Results (Profit before Interest and Taxes - PBIT)			
34	35	36		a. Air Cooling and Other Appliances	70	40	151
11	7	4		b. Corporate Funds	15	14	26
<b>45</b>	<b>42</b>	<b>40</b>		<b>Segment Total</b>	<b>85</b>	<b>54</b>	<b>177</b>
2	2	2		Less: Finance Costs	4	4	9
11	10	9		Less: Taxes	20	14	47
<b>32</b>	<b>30</b>	<b>29</b>		<b>Total Profit After Tax</b>	<b>61</b>	<b>36</b>	<b>121</b>
			3	Segment Assets			
672	637	712		a. Air Cooling and Other Appliances	672	637	868
768	634	536		b. Corporate Funds	768	634	499
<b>1,440</b>	<b>1,271</b>	<b>1,248</b>		<b>Segment Total</b>	<b>1,440</b>	<b>1,271</b>	<b>1,367</b>
			4	Segment Liabilities			
611	503	388		a. Air Cooling and Other Appliances	611	503	522
-	-	-		b. Corporate Funds	-	-	-
<b>611</b>	<b>503</b>	<b>388</b>		<b>Segment Total</b>	<b>611</b>	<b>503</b>	<b>522</b>
			5	Capital Employed (As at year/period end)			
154	254	432		a. Air Cooling and Other Appliances	154	254	459
768	634	536		b. Corporate Funds	768	634	499
<b>922</b>	<b>888</b>	<b>968</b>		<b>Segment Total</b>	<b>922</b>	<b>888</b>	<b>958</b>

### 6. Geographical Segment

(₹ in Crores)

Quarter Ended			Sr. No.	Particulars	Half Year Ended		Year Ended
30-Sep-22	30-Sep-21	30-Jun-22			30-Sep-22	30-Sep-21	31-Mar-22
(Unaudited)	(Unaudited)	(Unaudited)			(Unaudited)	(Unaudited)	(Audited)
190	135	188	1	Segment Revenue	378	221	512
84	85	141		a. India			
				b. Rest of the world	225	229	527
<b>274</b>	<b>220</b>	<b>329</b>		<b>Revenue from operations</b>	<b>603</b>	<b>450</b>	<b>1,039</b>
			2	Segment Results (Profit before Interest and Taxes - PBIT)			
55	40	25		a. India	80	42	107
(10)	2	15		b. Rest of the world	5	12	70
<b>45</b>	<b>42</b>	<b>40</b>		<b>Segment Total</b>	<b>85</b>	<b>54</b>	<b>177</b>
2	2	2		Less: Finance Costs	4	4	9
11	10	9		Less: Taxes	20	14	47
<b>32</b>	<b>30</b>	<b>29</b>		<b>Total Profit After Tax</b>	<b>61</b>	<b>36</b>	<b>121</b>

#### NOTE:

#### Secondary Segment Capital Employed :

Property, plant & equipment used in the Group's business and liabilities contracted have not been identified with any of the reportable segments, as the Property, plant & equipment and services are used interchangeably between segments. The Group believes that it is not practical to provide secondary segment disclosures relating to Capital employed.




*Handwritten signature in blue ink.*



## 7. Consolidated Statement of Assets &amp; Liabilities

(₹ in Crores)

Sr. No.	Particulars	As At	As At
		30-09-22 (Unaudited)	31-03-22 (Audited)
<b>A</b>	<b>ASSETS</b>		
<b>1</b>	<b>Non-current assets</b>		
	(a) Property, plant and equipment	105	107
	(b) Right-of-use asset	34	30
	(c) Capital work - in - Progress	-	0
	(d) Goodwill	154	163
	(e) Other intangible assets	51	55
	(f) Intangible assets under development	0	0
	(g) Financial Assets		
	(i) Other investments	234	169
	(ii) Other financial assets	1	1
	(h) Deferred Tax Assets (Net)	6	6
	(i) Other non-current assets	3	1
	<b>Total Non-current assets</b>	<b>588</b>	<b>532</b>
<b>2</b>	<b>Current assets</b>		
	(a) Inventories	148	173
	(b) Financial assets		
	(i) Other investments	548	331
	(ii) Trade receivables	61	208
	(iii) Cash and cash equivalents	19	64
	(iv) Bank balances other than (iii) above	4	4
	(v) Other financial assets	12	7
	(c) Current tax assets (Net)	1	0
	(d) Other Current Assets	59	48
	<b>Total Current assets</b>	<b>852</b>	<b>835</b>
	<b>Total Assets</b>	<b>1,440</b>	<b>1,367</b>
<b>B</b>	<b>EQUITY AND LIABILITIES</b>		
<b>1</b>	<b>Equity</b>		
	(a) Equity share capital	14	14
	(b) Other equity	810	826
	<b>Equity attributable to the owners of the company</b>	<b>824</b>	<b>840</b>
	Non-controlling interests	5	5
	<b>Total Equity</b>	<b>829</b>	<b>845</b>
<b>2</b>	<b>Non-current liabilities</b>		
	(a) Financial liabilities		
	(i) Borrowings	93	113
	(ii) Lease liabilities	23	21
	(iii) Other Financial Liabilities	1	1
	(b) Provisions	11	10
	(c) Deferred tax liabilities (Net)	9	14
	<b>Total Non-current liabilities</b>	<b>137</b>	<b>159</b>
<b>3</b>	<b>Current liabilities</b>		
	(a) Financial liabilities		
	(i) Borrowings	58	108
	(ii) Lease liabilities	13	12
	(iii) Trade payables		
	- Due to Micro and Small Enterprises	3	4
	- Due to Others	119	145
	(iv) Other financial liabilities	5	5
	(b) Other current liabilities	261	71
	(c) Provisions	13	15
	(d) Current tax liabilities (Net)	2	3
	<b>Total Current liabilities</b>	<b>474</b>	<b>363</b>
	<b>Total Liabilities</b>	<b>611</b>	<b>522</b>
	<b>Total Equity and Liabilities</b>	<b>1,440</b>	<b>1,367</b>




*Handwritten signature*



## 8. Consolidated Statement of Cash Flows

(₹ in Crores)

Particulars	Half Year Ended	
	30-Sep-22	30-Sep-21
	(Unaudited)	(Unaudited)
<b>Cash flow from operating activities</b>		
Profit for the period	61	36
<b>Adjustments For:</b>		
Income tax expenses recognised in profit or loss	20	14
Depreciation and amortization expenses	12	12
Finance costs recognised in profit or loss	4	4
Mark to Market Gain	(3)	(0)
Interest Income recognised in profit or loss	(8)	(4)
Net gain on disposal of instruments designated at FVTPL	(2)	(1)
Net gain on financial assets mandatorily measured at FVTPL	(5)	(9)
Adjustment on Foreign Currency Translation	6	7
Unrealised foreign exchange loss	-	0
Allowances for credit losses on trade receivables	1	(0)
Gain on disposal of property, plant and equipment	(0)	(0)
<b>Operating Profit Before Working Capital Changes</b>	<b>86</b>	<b>59</b>
<b>Movements in working capital:</b>		
Decrease in trade and other receivables	145	111
(Increase)/Decrease in inventories	25	(1)
Increase in other assets	(12)	(23)
Decrease in trade payables	(27)	(43)
Increase in other liabilities	189	70
Decrease in provisions	(0)	(1)
<b>Cash Generated from Operations</b>	<b>406</b>	<b>172</b>
Income taxes paid	(25)	(15)
<b>A. Net Cash generated by Operating Activities</b>	<b>381</b>	<b>157</b>
<b>CASH FLOW FROM INVESTING ACTIVITIES</b>		
Payments for property, plant and equipment, intangible assets, capital advances and creditors	(5)	(9)
Proceeds from disposal of property, plant and equipment	0	3
Interest received	6	3
Net payments to mutual funds	(81)	(147)
Payments to acquire financial assets	(265)	(6)
Proceeds on sale of financial assets	56	-
<b>B. Net Cash Used in Investing Activities</b>	<b>(289)</b>	<b>(156)</b>
<b>CASH FLOW FROM FINANCING ACTIVITIES</b>		
Dividend paid on equity shares	(56)	(28)
Payments on lease liabilities	(6)	(6)
Proceeds from/ (Repayment of) borrowings	(71)	18
Finance Cost paid	(4)	(4)
<b>C. Net Cash Used in Financing Activities</b>	<b>(137)</b>	<b>(20)</b>
<b>Net Decrease in Cash &amp; Cash Equivalents (A+B+C)</b>	<b>(45)</b>	<b>(19)</b>
<b>Cash &amp; Cash Equivalents at the beginning of the period</b>	<b>64</b>	<b>35</b>
<b>Cash &amp; Cash Equivalents at the end of the period</b>	<b>19</b>	<b>16</b>



Place : Ahmedabad  
Date : October 26, 2022



By Order Of The Board  
For Symphony Limited

Achal Bakeri  
Chairman & Managing Director  
DIN-00397573



World's leading air cooling company. Available in more than 60 countries.

Regd. Off.: Symphony Limited, Symphony House, FP-12 TP-50, Bodakdev, Off SG Highway, Ahmedabad 380059, India.

CIN: L32201GJ1988PLC010331 | Web: www.symphonylimited.com | Email: corporate@symphonylimited.com | Phone: +91-79-66211111 | Fax: +91-79-66211139

Our Global Brands:

MOVICOL DIET TOUCH CLOUD SILVER storm: DIET /MOOL winter SUMO JUMBO DUEY, Arctic Circle MACHO HI DELAIR BONAIRE

**INDEPENDENT AUDITOR'S REVIEW REPORT ON REVIEW OF INTERIM  
STANDALONE FINANCIAL RESULTS**

**TO THE BOARD OF DIRECTORS OF  
SYMPHONY LIMITED**

1. We have reviewed the accompanying Statement of Standalone Unaudited Financial Results of **SYMPHONY LIMITED** ("the Company") for the quarter and six months ended September 30, 2022 ("the Statement"), being submitted by the Company pursuant to the requirement of Regulation 33 of the SEBI (Listing Obligations and Disclosure Requirements) Regulations, 2015, as amended.
2. This Statement, which is the responsibility of the Company's Management and approved by the Company's Board of Directors, has been prepared in accordance with the recognition and measurement principles laid down in the Indian Accounting Standard 34 "Interim Financial Reporting" ("Ind AS 34"), prescribed under Section 133 of the Companies Act, 2013 read with relevant rules issued thereunder and other accounting principles generally accepted in India. Our responsibility is to express a conclusion on the Statement based on our review.
3. We conducted our review of the Statement in accordance with the Standard on Review Engagements (SRE) 2410 'Review of Interim Financial Information Performed by the Independent Auditor of the Entity', issued by the Institute of Chartered Accountants of India (ICAI). A review of interim financial information consists of making inquiries, primarily of the Company's personnel responsible for financial and accounting matters and applying analytical and other review procedures. A review is substantially less in scope than an audit conducted in accordance with Standards on Auditing specified under section 143(10) of the Companies Act, 2013 and consequently does not enable us to obtain assurance that we would become aware of all significant matters that might be identified in an audit. Accordingly, we do not express an audit opinion.
4. Based on our review conducted as stated in paragraph 3 above nothing has come to our attention that causes us to believe that the accompanying Statement, prepared in accordance with the recognition and measurement principles laid down in the aforesaid Indian Accounting Standard and other accounting principles generally accepted in India, has not disclosed the information required to be disclosed in terms of Regulation 33 of the SEBI (Listing Obligations and Disclosure Requirements) Regulations, 2015, as amended, including the manner in which it is to be disclosed, or that it contains any material misstatement.

For DELOITTE HASKINS & SELLS  
Chartered Accountants  
(Firm's Registration No. 117365W)



*Kartikeya Raval*

Kartikeya Raval  
(Partner)  
(Membership No. 106189)  
(UDIN: 22106189BAJCY78826)

Place: Ahmedabad  
Date: October 20, 2022



# SYMPHONY LIMITED

(₹ in Crores)

Statement of Unaudited Standalone Financial Results for the Quarter and Half Year ended on September 30, 2022

Quarter Ended			Sr. No.	Particulars	Half Year Ended		Year Ended
30-Sep-22	30-Sep-21	30-Jun-22			30-Sep-22	30-Sep-21	31-Mar-22
(Unaudited)	(Unaudited)	(Unaudited)			(Unaudited)	(Unaudited)	(Audited)
			<b>1</b>	<b>Income</b>			
215	140	208		a. Revenue from operations	423	244	641
14	9	8		b. Other income	22	18	38
<b>229</b>	<b>149</b>	<b>216</b>		<b>Total Revenue</b>	<b>445</b>	<b>262</b>	<b>679</b>
			<b>2</b>	<b>Expenses</b>			
-	-	-		a. Cost of materials consumed	-	(0)	-
104	71	96		b. Purchase of stock-in-trade	200	135	373
11	1	6		c. Changes in inventories of finished goods, work-in-progress and stock-in-trade	17	(8)	(21)
20	15	16		d. Employee benefits expense	36	30	63
-	0	0		e. Finance costs	0	0	1
1	2	2		f. Depreciation and amortisation expense	3	3	6
7	2	38		g. Advertisement and sales promotion expense	45	21	43
27	16	25		h. Other expenses	52	31	68
<b>170</b>	<b>107</b>	<b>183</b>		<b>Total expenses</b>	<b>353</b>	<b>212</b>	<b>533</b>
<b>59</b>	<b>42</b>	<b>33</b>	<b>3</b>	<b>Profit before tax (1-2)</b>	<b>92</b>	<b>50</b>	<b>146</b>
14	10	8	<b>4</b>	Tax expense	22	11	35
<b>45</b>	<b>32</b>	<b>25</b>	<b>5</b>	<b>Net Profit for the year/period (3-4)</b>	<b>70</b>	<b>39</b>	<b>111</b>
			<b>6</b>	<b>Other comprehensive income</b>			
				<b>Items that will not to be reclassified to profit or loss :</b>			
(0)	-	(0)		(i) Re-measurement losses on defined benefit plans	(0)	-	(0)
0	-	0		(ii) Income tax effect on above	0	-	0
				<b>Items that will be reclassified to profit or loss :</b>			
(6)	(6)	(9)		(i) Net fair value gain/(loss) on debt instruments	(15)	(1)	5
1	1	1		(ii) Income tax effect on above	2	0	(1)
<b>(5)</b>	<b>(5)</b>	<b>(8)</b>		<b>Total other comprehensive income/(loss), net of tax</b>	<b>(13)</b>	<b>(1)</b>	<b>4</b>
<b>40</b>	<b>27</b>	<b>17</b>	<b>7</b>	<b>Total comprehensive income for the year/period (5+6)</b>	<b>57</b>	<b>38</b>	<b>115</b>
14	14	14	<b>8</b>	Paid-up Equity Share Capital (Face Value ₹ 2/- per share)	14	14	14
			<b>9</b>	Reserves excluding Revaluation Reserve			812
			<b>10</b>	<b>Earnings Per Share (of ₹ 2/- each)*</b>			
<b>6.40</b>	<b>4.55</b>	<b>3.64</b>		Basic & diluted (₹)	<b>10.04</b>	<b>5.54</b>	<b>15.84</b>

# 0 represents amount less than ₹ 50 lacs.

\* EPS is not annualised for the quarter/half year ended September 30, 2022, September 30, 2021 and June 30, 2022.

**NOTES:**

1. The above financial results have been reviewed by the Audit Committee in its meeting held on October 19, 2022 and approved by the Board of Directors in their meeting held on October 20, 2022.
2. The Statutory auditors of the company have carried out limited review of the financial results for the quarter and half year ended September 30, 2022.
3. The Board of Directors in their meeting held on October 20, 2022 declared 2nd interim dividend of ₹ 2/- (100%) per equity share of ₹ 2/- each amounting to ₹ 13.99 crores.
4. The Company has acquired 920,000 ordinary shares of Symphony AU Pty Limited (representing 5% of balance share capital) at a consideration of AUD 800,000 (₹ 4.258 crore) from its erstwhile shareholder thereby making Symphony AU Pty Limited, Australia a wholly owned subsidiary (100% shareholding) of the Company w.e.f. October 01, 2022. Accordingly, Climate Technologies Pty Limited, Australia has become a wholly owned first level step down subsidiary and Bonaire USA LLC, USA becomes a wholly owned second level step-down subsidiary of the Company.



Final



### 5. Segment Results

As per recognition criteria mentioned in Ind AS-108, Operating Segments, the Company has identified Air Cooling and Other Appliances Business as operating segment. However substantial portion of Corporate Funds remained invested in various financial instruments. The Company has considered Corporate Funds as a separate segment so as to provide better understanding of performance of Air Cooling and Other Appliances Business.

Quarter Ended			Sr. No.	Particulars	Half Year Ended		Year Ended
30-Sep-22	30-Sep-21	30-Jun-22			30-Sep-22	30-Sep-21	31-Mar-22
(Unaudited)	(Unaudited)	(Unaudited)			(Unaudited)	(Unaudited)	(Audited)
							(₹ in Crores)
217	141	208	1	Segment Revenue			
11	7	4		a. Air Cooling and Other Appliances	425	246	648
1	1	4		b. Corporate Funds	15	14	26
				c. Un-allocable	5	2	5
<b>229</b>	<b>149</b>	<b>216</b>		<b>Segment Total</b>	<b>445</b>	<b>262</b>	<b>679</b>
			2	Segment Results (Profit before Interest and Taxes - PBIT)			
48	34	25		a. Air Cooling and Other Appliances	73	34	116
11	7	4		b. Corporate Funds	15	14	26
0	1	4		c. Un-allocable	4	2	5
<b>59</b>	<b>42</b>	<b>33</b>		<b>Segment Total</b>	<b>92</b>	<b>50</b>	<b>147</b>
-	0	0		Less: Finance Costs	0	0	1
14	10	8		Less: Taxes	22	11	35
<b>45</b>	<b>32</b>	<b>25</b>		<b>Total Profit After Tax</b>	<b>70</b>	<b>39</b>	<b>111</b>
			3	Segment Assets			
221	205	238		a. Air Cooling and Other Appliances	221	205	357
768	634	536		b. Corporate Funds	768	634	499
170	146	160		c. Un-allocable	170	146	156
<b>1,159</b>	<b>985</b>	<b>934</b>		<b>Segment Total</b>	<b>1,159</b>	<b>985</b>	<b>1,012</b>
			4	Segment Liabilities			
332	215	91		a. Air Cooling and Other Appliances	332	215	186
-	-	-		b. Corporate Funds	-	-	-
-	-	-		c. Un-allocable	-	-	-
<b>332</b>	<b>215</b>	<b>91</b>		<b>Segment Total</b>	<b>332</b>	<b>215</b>	<b>186</b>
			5	Capital Employed (As at year/period end)			
(111)	(10)	147		a. Air Cooling and Other Appliances	(111)	(10)	171
768	634	536		b. Corporate Funds	768	634	499
170	146	160		c. Un-allocable	170	146	156
<b>827</b>	<b>770</b>	<b>843</b>		<b>Segment Total</b>	<b>827</b>	<b>770</b>	<b>826</b>

### 6. Geographical Segment

Quarter Ended			Sr. No.	Particulars	Half Year Ended		Year Ended
30-Sep-22	30-Sep-21	30-Jun-22			30-Sep-22	30-Sep-21	31-Mar-22
(Unaudited)	(Unaudited)	(Unaudited)			(Unaudited)	(Unaudited)	(Audited)
							(₹ in Crores)
190	135	188	1	Segment Revenue			
25	5	20		a. India	378	221	512
				b. Rest of the world	45	23	129
<b>215</b>	<b>140</b>	<b>208</b>		<b>Revenue from operations</b>	<b>423</b>	<b>244</b>	<b>641</b>
			2	Segment Results (Profit before Interest and Taxes - PBIT)			
55	41	25		a. India	80	43	107
4	1	8		b. Rest of the world	12	7	40
<b>59</b>	<b>42</b>	<b>33</b>		<b>Segment Total</b>	<b>92</b>	<b>50</b>	<b>147</b>
-	0	0		Less: Finance Costs	0	0	1
14	10	8		Less: Taxes	22	11	35
<b>45</b>	<b>32</b>	<b>25</b>		<b>Total Profit After Tax</b>	<b>70</b>	<b>39</b>	<b>111</b>

#### NOTE:

##### Secondary Segment Capital Employed :

Property, plant & equipment used in the Company's business and liabilities contracted have not been identified with any of the reportable segments, as the Property, plant & equipment and services are used interchangeably between segments. The Company believes that it is not practical to provide secondary segment disclosures relating to Capital employed.



## 7. Standalone Statement of Assets &amp; Liabilities

(₹ in Crores)

Sr. No.	Particulars	As At 30-09-22 (Unaudited)	As At 31-03-22 (Audited)
<b>A</b>	<b>ASSETS</b>		
<b>1</b>	<b>Non-current assets</b>		
	(a) Property, plant and equipment	71	78
	(b) Capital work - in - Progress	-	0
	(c) Other intangible assets	1	2
	(d) Intangible assets under development	0	0
	(e) Financial Assets		
	(i) Investments		
	a) Investments in subsidiaries	98	98
	b) Other investments	234	169
	(ii) Loans	68	56
	(iii) Other financial assets	0	0
	(f) Other non-current assets	3	1
	<b>Total Non-current assets</b>	<b>475</b>	<b>404</b>
<b>2</b>	<b>Current assets</b>		
	(a) Inventories	53	70
	(b) Financial assets		
	(i) Other investments	534	331
	(ii) Trade receivables	37	156
	(iii) Cash and Bank Balances	10	11
	(iv) Bank balances other than (iii) above	3	3
	(v) Loans	-	2
	(vi) Other financial assets	5	2
	(c) Current tax assets (Net)	1	0
	(d) Other Current Assets	41	33
	<b>Total Current assets</b>	<b>684</b>	<b>608</b>
	<b>Total Assets</b>	<b>1,159</b>	<b>1,012</b>
<b>B</b>	<b>EQUITY AND LIABILITIES</b>		
<b>1</b>	<b>Equity</b>		
	(a) Equity share capital	14	14
	(b) Other equity	813	812
	<b>Total Equity</b>	<b>827</b>	<b>826</b>
<b>2</b>	<b>Non-current liabilities</b>		
	(a) Deferred tax liabilities (Net)	8	9
	<b>Total Non-current liabilities</b>	<b>8</b>	<b>9</b>
<b>3</b>	<b>Current liabilities</b>		
	(a) Financial liabilities		
	(i) Borrowings	-	40
	(ii) Trade payables		
	- Due to Micro and Small Enterprises	3	4
	- Due to Others	60	62
	(iii) Other financial liabilities	5	5
	(b) Other current liabilities	250	59
	(c) Provisions	6	7
	<b>Total Current liabilities</b>	<b>324</b>	<b>177</b>
	<b>Total Liabilities</b>	<b>332</b>	<b>186</b>
	<b>Total Equity and Liabilities</b>	<b>1,159</b>	<b>1,012</b>



## 8. Standalone Statement of Cash Flows

(₹ in Crores)

Particulars	Half Year Ended	
	30-Sep-22	30-Sep-21
	(Unaudited)	(Unaudited)
<b>Cash flow from operating activities</b>		
Profit for the period	70	39
<b>Adjustments For:</b>		
Income tax expenses recognised in profit or loss	22	11
Depreciation and amortization expenses	3	3
Finance costs recognised in profit or loss	0	0
Interest Income recognised in profit or loss	(8)	(6)
Net gain on disposal of instruments designated at FVTPL	(2)	(1)
Net gain on financial assets mandatorily measured at FVTPL	(5)	(9)
Unrealised foreign exchange gain	(6)	(0)
Allowances for credit losses on trade receivables	0	0
Provisions / Liabilities no longer required written back	(1)	(1)
Receivables / Advances written off	-	0
Gain on disposal of property, plant and equipment	(0)	(0)
<b>Operating Profit Before Working Capital Changes</b>	<b>73</b>	<b>36</b>
<b>Movements in working capital:</b>		
Decrease in trade and other receivables	120	75
(Increase)/Decrease in inventories	17	(8)
Increase in other assets	(11)	(24)
Decrease in trade payables	(2)	(12)
Increase in other liabilities	191	72
Decrease in provisions	(1)	(1)
<b>Cash Generated from Operations</b>	<b>387</b>	<b>138</b>
Income taxes paid	(22)	(15)
<b>A. Net Cash generated by Operating Activities</b>	<b>365</b>	<b>123</b>
<b>CASH FLOW FROM INVESTING ACTIVITIES</b>		
Payments for property, plant and equipment, intangible assets, capital advances and creditors	(4)	(6)
Proceeds from disposal of property, plant and equipment	7	0
Interest received	6	3
Net payments to mutual funds	(67)	(136)
Payments to acquire financial assets	(264)	(6)
Proceeds on sale of financial assets	56	-
Loan given to Subsidiaries	(4)	(1)
Loan received back from Subsidiaries	0	0
<b>B. Net Cash Used in Investing Activities</b>	<b>(270)</b>	<b>(146)</b>
<b>CASH FLOW FROM FINANCING ACTIVITIES</b>		
Finance cost paid	(0)	(0)
Proceeds from/ (Repayment of) borrowings	(40)	34
Dividend paid on equity shares	(56)	(28)
<b>C. Net Cash generated / (Used) in Financing Activities</b>	<b>(96)</b>	<b>6</b>
<b>Net Decrease in Cash &amp; Cash Equivalents (A+B+C)</b>	<b>(1)</b>	<b>(17)</b>
<b>Cash &amp; Cash Equivalents at the beginning of the period</b>	<b>11</b>	<b>22</b>
<b>Cash &amp; Cash Equivalents at the end of the period</b>	<b>10</b>	<b>5</b>

Place : Ahmedabad  
Date : October 20, 2022



By Order Of The Board  
For Symphony Limited

*Achal Bakeri*  
Achal Bakeri  
Chairman & Managing Director  
DIN-00397573



World's leading air cooling company. Available in more than 60 countries.

Regd. Off.: Symphony Limited, Symphony House, FP-12 TP-50, Bodakdev, Off SG Highway, Ahmedabad 380059, India.

CIN: L32201GJ1988PLC010331 | Web: www.symphonylimited.com | Email: corporate@symphonylimited.com | Phone: +91-79-66211111 | Fax: +91-79-66211139

Our Global Brands:

MOVICOL DIET TOUCH CLOUD SILVER storm DIET M'COOL winter SUMO JUMBO DUEY Arctic Circle M'COOL Ki GELAIR BONAIRE