



**KEMP & COMPANY LTD.**

DGP House, 88-C, Old Prabhadevi Road, Mumbai - 400 025, India. • E-mail : kemp-investor-help@vipbags.com  
Phone : +91 22 6653 9000 • Fax : +91 22 6653 9089 • CIN : L24239MH1982PLC000047 • Web.: www.kempnco.com

24<sup>th</sup> May, 2024

To,  
Corporate Relations Department,  
BSE Limited  
Phiroze Jeejeebhoy Towers,  
Dalal Street,  
Mumbai – 400 001

**BSE Code No. 506530**

**Subject: Audited Financial Results for the year ended 31<sup>st</sup> March, 2024**

Dear Sir/Madam,

In continuation to our letter dated 18<sup>th</sup> May, 2024, we wish to inform you that the Board of Directors at its meeting held today at 4:30 p.m. and concluded at 5:40 p.m. have approved the Audited Financial Results for the year ended 31<sup>st</sup> March, 2024.

Accordingly, in terms of Regulation 33 of the SEBI (Listing Obligations and Disclosure Requirements) Regulations, 2015, we enclose herewith:

- i) Audited Financial Results for the quarter and year ended 31<sup>st</sup> March, 2024; and
- ii) Statutory Auditors Report on the Audited Financial Results for the year ended 31<sup>st</sup> March, 2024.

The report of M/s. M L Bhuwania and Co., LLP, Chartered Accountants, the Statutory Auditors of the Company, is with unmodified opinion with respect to the Audited Financial Results for the year ended 31<sup>st</sup> March, 2024.

Please take the above on your record and disseminate the same for the information of investors.

Thanking you,  
Yours faithfully,

For **Kemp & Company Limited**

Karan Gudhka  
Company Secretary

Encl.: as above



KEMP & COMPANY LTD

Regd. Off: DGP House, 5th Floor, 88-C, Old Prabhadevi Road, Mumbai-400 025  
 website - www.kempnco.com Tel No. 022-66539000 Fax No. 022-66539089  
 CIN No. - L24239MH1982PLC000047, Email : kemp-investor@kempnco.com

Statement of Audited Financial Results for the Quarter and Year Ended 31st March, 2024

(Rs. in lakhs)


Sr No	Particulars	Quarter Ended			Year Ended	
		(Audited)	(Unaudited)	(Audited)	(Audited)	(Audited)
		31-03-2024	31-12-2023	31-03-2023	31-03-2024	31-03-2023
1	<b>Income</b>					
	(a) Revenue from Operations	74.09	73.20	74.57	295.24	298.20
	(b) Other Income	78.93	4.82	153.42	112.44	266.21
	<b>Total Income</b>	<b>153.02</b>	<b>78.02</b>	<b>227.99</b>	<b>407.68</b>	<b>564.41</b>
2	<b>Expenses:</b>					
	a) Cost of Materials consumed	-	-	-	-	-
	b) Purchase of Stock-in-trade	15.53	18.73	14.01	67.13	72.32
	c) Changes in Inventory of Stock-in-trade	(1.92)	0.15	0.03	(3.29)	(5.67)
	d) Employee Benefits Expenses	40.95	33.72	31.94	130.24	129.59
	e) Finance Costs	-	-	-	-	-
	f) Depreciation and Amortisation expense	(0.92)	2.01	5.05	9.47	23.45
	g) Other expenses	65.93	52.46	60.43	231.05	214.93
	<b>Total Expenses</b>	<b>119.56</b>	<b>107.07</b>	<b>111.46</b>	<b>434.59</b>	<b>434.62</b>
3	<b>Profit/(Loss) before tax and before exceptional items (1-2)</b>	<b>33.46</b>	<b>(29.05)</b>	<b>116.53</b>	<b>(26.91)</b>	<b>129.79</b>
4	<b>Exceptional Items</b>	-	-	-	-	-
5	<b>Profit / (Loss) before tax (3-4)</b>	<b>33.46</b>	<b>(29.05)</b>	<b>116.53</b>	<b>(26.91)</b>	<b>129.79</b>
6	<b>Tax Expense</b>					
	- Current tax	-	(1.21)	13.97	(1.21)	13.97
	- Deferred tax	11.38	(11.74)	4.79	(0.45)	(1.54)
	<b>Total Tax Expenses</b>	<b>11.38</b>	<b>(12.95)</b>	<b>18.76</b>	<b>(1.66)</b>	<b>12.43</b>
7	<b>Profit / (Loss) for the period (5-6)</b>	<b>22.08</b>	<b>(16.10)</b>	<b>97.77</b>	<b>(25.25)</b>	<b>117.36</b>
8	<b>Other Comprehensive Income</b>					
	A. (i) Items that will not be reclassified to Profit or Loss	(2,902.64)	(1,944.91)	73.38	(3,919.08)	(2,781.42)
	(ii) Income tax relating to items that will not be reclassified to profit or loss	605.98	213.43	(392.72)	729.39	(66.38)
	B. (i) Items that will be reclassified to Profit or Loss	-	-	-	-	-
	(ii) Income tax relating to items that will be reclassified to profit or loss	-	-	-	-	-
	<b>Total Other Comprehensive Income, net of income tax</b>	<b>(2,296.66)</b>	<b>(1,731.48)</b>	<b>(319.34)</b>	<b>(3,189.69)</b>	<b>(2,847.80)</b>
9	<b>Total Comprehensive Income for the period (7+ 8)</b>	<b>(2,274.58)</b>	<b>(1,747.58)</b>	<b>(221.57)</b>	<b>(3,214.94)</b>	<b>(2,730.44)</b>
10	<b>Paid-up equity share capital (face value of Rs 10/- per share)</b>	<b>108.02</b>	<b>108.02</b>	<b>108.02</b>	<b>108.02</b>	<b>108.02</b>
11	<b>Reserve excluding revaluation reserve as at balance sheet date</b>	-	-	-	21,071.66	24,416.23
12	<b>Earning per share (EPS) (of Rs 10/- each ) (not annualised)</b>					
	Basic/ Diluted EPS	2.04	(1.49)	9.05	(2.34)	10.86



STATEMENT OF ASSETS AND LIABILITIES AS AT 31st March 2024			
	PARTICULARS	31-03-2024	31-03-2023
		Audited	Audited
<b>A</b>	<b>ASSETS</b>		
	<b>Non - Current Assets</b>		
(a)	Property, Plant and Equipment	11.63	11.38
(b)	Investment Property	193.28	202.08
(c)	Financial assets		
	(i) Non Current Investments	22,153.74	26,103.36
	(ii) Trade Receivable	11.22	11.22
	(iii) Other non - current financial assets	10.91	10.91
(d)	Other tax assets (Net)	51.61	29.56
(e)	Other non-current assets	-	0.01
	<b>Total - Non - Current Assets</b>	<b>22,432.40</b>	<b>26,368.52</b>
	<b>Current Assets</b>		
(a)	Inventories	30.79	27.50
(b)	Financial assets		
	(i) Current Investments	163.70	368.84
	(ii) Trade receivables	122.91	96.56
	(iii) Cash and cash equivalents	15.80	51.13
	(iv) Bank balances other than (iii) above	2.32	0.91
(c)	Other tax assets	7.32	7.32
(d)	Other current assets	3.36	1.06
	<b>Total - Current Assets</b>	<b>346.21</b>	<b>553.32</b>
	<b>TOTAL- ASSETS</b>	<b>22,778.60</b>	<b>26,921.84</b>
<b>B</b>	<b>EQUITY AND LIABILITIES</b>		
	<b>EQUITY</b>		
(a)	Equity Share Capital	108.02	108.02
(b)	Other Equity	21,071.66	24,416.23
	<b>TOTAL- EQUITY</b>	<b>21,179.68</b>	<b>24,524.25</b>
	<b>LIABILITIES</b>		
<b>1</b>	<b>Non Current Liabilities</b>		
(a)	Financial Liabilities		
	(i) Other Non Current Financial Liabilities	0.05	0.19
(b)	Provisions	0.41	0.14
(c)	Deferred tax liabilities (Net)	1,522.79	2,252.63
	<b>Total - Non- Current Liabilities</b>	<b>1,523.25</b>	<b>2,252.96</b>
<b>2</b>	<b>Current Liabilities</b>		
(a)	Financial Liabilities		
	(i) Trade Payables		
	(a) Dues of micro and small enterprises	-	-
	(b) Dues other than micro and small enterprises	33.36	61.39
	(ii) Other Financial Liabilities	2.32	0.91
(b)	Other Current Liabilities	6.55	7.99
	Provisions	33.43	74.34
	<b>Total - Current Liabilities</b>	<b>75.67</b>	<b>144.63</b>
	<b>TOTAL- EQUITY AND LIABILITIES</b>	<b>22,778.60</b>	<b>26,921.84</b>



*Handwritten signature*



**KEMP & COMPANY LIMITED**  
**AUDITED CASH FLOW STATEMENT FOR THE YEAR ENDED 31st MARCH, 2024**

(Amounts in Lakhs)

Particulars	Year Ended March, 2024	Year Ended March, 2023
<b>A) CASH FLOW FROM OPERATING ACTIVITIES</b>		
Net Profit before taxes	(26.91)	129.79
<u>Adjustment for:</u>		
Dividend income on from Equity Instruments designated at FVOCI	(80.79)	(212.49)
Net loss/(gain) on financial assets measured at FVTPL	8.75	(12.07)
Bad Debts written off	-	5.42
Depreciation & amortization expense	9.47	23.45
(Profit)/ Loss on sales of fixed assets	(1.41)	-
Realised Gain on sale of investment in Mutual Fund	(28.60)	(3.51)
Interest Income	(1.38)	-
Sundry balance written off/(back) (Net)	(0.25)	(36.87)
	<b>(94.23)</b>	<b>(236.07)</b>
<b>OPERATING PROFIT BEFORE WORKING CAPITAL CHANGES</b>	<b>(121.14)</b>	<b>(106.28)</b>
<b>ADJUSTMENTS FOR WORKING CAPITAL CHANGES :</b>		
Trade Receivables	(26.35)	(34.73)
Inventories	(3.29)	(5.67)
Other non current assets	0.01	-
Other current assets	(3.71)	(0.88)
Other financial liabilities (Non Current)	(0.14)	-
Provision (Non Current)	0.27	(40.92)
Other current financial assets	(0.00)	(0.15)
Trade Payables	(28.03)	4.18
Other current liabilities	(1.19)	2.56
Provision (Current)	(38.68)	48.00
	<b>(101.12)</b>	<b>(27.61)</b>
Cash Generated from Operations	<b>(222.26)</b>	<b>(133.88)</b>
Direct Taxes paid (Net)	(19.45)	(2.24)
<b>NET CASH FROM OPERATING ACTIVITIES</b>	<b>(241.71)</b>	<b>(136.13)</b>
<b>B) CASH FLOW FROM INVESTING ACTIVITIES</b>		
Purchase of Fixed Assets	(1.37)	(0.50)
Sale of Fixed Assets	1.86	-
Purchase of Investments	(86.40)	(235.00)
Sale of Investments	339.72	80.00
Dividend Received	80.79	212.49
	<b>334.60</b>	<b>56.99</b>
<b>NET CASH FROM INVESTING ACTIVITY</b>	<b>334.60</b>	<b>56.99</b>
<b>C) CASH FLOW FROM FINANCING ACTIVITIES</b>		
Dividend Paid	(128.21)	(43.21)
	<b>(128.21)</b>	<b>(43.21)</b>
<b>NET CASH FROM FINANCING ACTIVITY</b>	<b>(128.21)</b>	<b>(43.21)</b>
<b>NET DECREASE IN CASH &amp; CASH EQUIVALENTS(A+B+C)</b>	<b>(35.33)</b>	<b>(122.34)</b>
<b>OPENING BALANCE OF CASH &amp; CASH EQUIVALENTS</b>	<b>51.13</b>	<b>173.47</b>
<b>CLOSING BALANCE OF CASH &amp; CASH EQUIVALENTS</b>	<b>15.80</b>	<b>51.13</b>
	<b>(35.33)</b>	<b>(122.34)</b>
<b>Notes</b>		
<u>Closing Balance of Cash &amp; Cash Equivalents</u>		
1 Cash and Cash Equivalents Includes:		
- CASH IN HAND	0.71	0.68
<u>BALANCE WITH SCHEDULED BANKS</u>		
- CURRENT ACCOUNT	15.09	50.45
	<b>15.80</b>	<b>51.13</b>

**Notes**

Closing Balance of Cash & Cash Equivalents

1 Cash and Cash Equivalents Includes:


- CASH IN HAND

BALANCE WITH SCHEDULED BANKS

- CURRENT ACCOUNT

2 Cash flow statement has been prepared under the indirect method as set out in Indian Accounting Standard (Ind AS 7) statement of cash flows.

3 Previous year figures have been regrouped and rearranged wherever considered necessary to make them comparable with those of the current year.




Segment wise revenue, results and capital employed						
	Particulars	Quarter Ended			Year Ended	
		(Audited)	(Unaudited)	(Audited)	(Audited)	(Audited)
		31-03-2024	31-12-2023	31-03-2023	31-03-2024	31-03-2023
1	<b>Segment Revenue (Revenue from Operations.)</b>					
	(a) Trading Activity	20.05	26.12	23.53	89.57	101.43
	(b) Real Estate	54.04	47.08	51.04	205.67	196.77
	<b>Net sales/Income from Operations</b>	<b>74.09</b>	<b>73.20</b>	<b>74.57</b>	<b>295.24</b>	<b>298.20</b>
2	<b>Segment Profit Before Tax &amp; Finance Cost</b>					
	(a) Trading Activity	8.87	(2.63)	5.07	8.12	7.03
	(b) Real Estate	10.66	1.88	39.25	41.69	64.88
	<b>Total</b>	<b>19.53</b>	<b>(0.75)</b>	<b>44.32</b>	<b>49.81</b>	<b>71.91</b>
	Less: Finance Cost	-	-	-	-	-
	Add: Other Un-allocable Income net off Unallocable Expenditure	13.93	(28.30)	72.21	(76.71)	57.88
	<b>Total Profit (+)/Loss (-) before Tax</b>	<b>33.46</b>	<b>(29.05)</b>	<b>116.53</b>	<b>(26.91)</b>	<b>129.79</b>
3	<b>Capital Employed</b>					
	(a) Trading Activity	11.67	11.72	0.73	11.67	0.73
	(b) Real Estate	336.64	294.38	293.08	336.64	293.08
	(c) Other Unallocated Income	20831.38	24,934.24	24,230.44	20,831.38	24,230.44
	<b>Total Capital Employed</b>	<b>21,179.68</b>	<b>25,240.34</b>	<b>24,524.25</b>	<b>21,179.68</b>	<b>24,524.25</b>

## NOTES :

- The above audited financial results were reviewed by the Audit Committee and approved by the Board of Directors at their meeting held on 24th May, 2024.
- These financial results have been prepared in accordance with the recognition and measurement principles under Ind AS as prescribed under Section 133 of the Companies Act, 2013 read with the relevant rules issued thereunder and the other accounting principles generally accepted in India.
- The Audited statement of cash flow has been prepared under the indirect method as set out in Ind-AS- 7 on the " Statement of Cash Flows .
- The figure of the current quarter and quarter ended 31st March, 2024 are the balancing figures between audited figures of the full financial year ended 31st March, 2024 and 31st March, 2023 respectively and published year to date figures upto third quarter 31st December, 2024 and 31st December, 2023 respectively.
- Figures of corresponding previous year/period(s) have been regrouped /reclassified wherever necessary.

Place: Mumbai  
Date: 24th May, 2024




On behalf of the Board of Directors  
for KEMP & COMPANY LTD.

*Dilip Piramal*

Dilip Piramal  
Director

D.I.No - 00032012



# M L BHUWANIA AND CO LLP

## CHARTERED ACCOUNTANTS

F-11, 3rd floor, Manek Mahal, 90, Veer Nariman Road, Churchgate, Mumbai - 400 020, INDIA.  
T : +91 22 6117 4949 F : +91 22 6117 4950 E : info@mlbca.in W : www.mlbca.in

### INDEPENDENT AUDITOR'S REPORT ON QUARTERLY AND YEAR TO DATE AUDITED FINANCIAL RESULTS OF THE COMPANY PURSUANT TO THE REGULATION 33 OF THE SEBI (LISTING OBLIGATIONS AND DISCLOSURE REQUIREMENTS) REGULATIONS, 2015, AS AMENDED

To  
The Board of Directors of  
**KEMP & COMPANY LIMITED**

#### Report on the Audit of the Financial Results

##### Opinion

We have audited the accompanying Statement of Financial Results of **KEMP & COMPANY LIMITED** ("the Company") for the quarter and year ended March 31, 2024 ("the Statement"), attached herewith, being submitted by the Company pursuant to the requirement of Regulation 33 of the SEBI (Listing Obligations and Disclosure Requirements) Regulations, 2015, as amended ("Listing Regulations").

In our opinion and to the best of our information and according to the explanations given to us, these financial results:

- i. are presented in accordance with the requirements of Regulation 33 of the Listing Regulations; and
- ii. give a true and fair view, in conformity with the recognition and measurement principles laid down in the applicable Indian Accounting Standards and other accounting principles generally accepted in India of the net loss, other comprehensive income and other financial information for the quarter and year ended March 31, 2024.

##### Basis for Opinion

We conducted our audit in accordance with the Standards on Auditing ("SAs") specified under section 143(10) of the Companies Act, 2013 ("the Act"). Our responsibilities under those Standards are further described in the "Auditor's Responsibilities for the Audit of the Financial Results" section of our report. We are independent of the Company in accordance with the Code of Ethics issued by the Institute of Chartered Accountants of India together with the ethical requirements that are relevant to our audit of the financial results under the provisions of the Act, and the Rules thereunder, and we have fulfilled our other ethical responsibilities in accordance with these requirements and the Code of Ethics. We believe that the audit evidence we have obtained is sufficient and appropriate to provide a basis for our opinion on the financial results.



# **M L BHUWANIA AND CO LLP**

## **CHARTERED ACCOUNTANTS**

### **Management's and Board of Directors' Responsibilities for the Financial Results**

These financial results have been prepared on the basis of the annual financial statements. The Company's Management and Board of Directors are responsible for the preparation of these financial results that give a true and fair view of the net loss and other comprehensive income and other financial information in accordance with the recognition and measurement principles laid down in Indian Accounting Standards prescribed under Section 133 of the Act read with relevant rules issued thereunder and other accounting principles generally accepted in India and in compliance with Regulation 33 of the Listing Regulations.

This responsibility also includes maintenance of adequate accounting records in accordance with the provisions of the Act; for safeguarding of the assets of the Company and for preventing and detecting frauds and other irregularities; selection and application of appropriate accounting policies; making judgments and estimates that are reasonable and prudent; and the design, implementation and maintenance of adequate internal financial controls, that were operating effectively for ensuring the accuracy and completeness of the accounting records, relevant to the preparation and presentation of the financial results that give a true and fair view and are free from material misstatement, whether due to fraud or error.

In preparing the financial results, the Board of Directors is responsible for assessing the Company's ability to continue as a going concern, disclosing, as applicable, matters related to going concern and using the going concern basis of accounting unless the Board of Directors either intends to liquidate the Company or to cease operations, or has no realistic alternative but to do so.

The Board of Directors is also responsible for overseeing the Company's financial reporting process.

### **Auditor's Responsibilities for the Audit of the Financial Results**

Our objectives are to obtain reasonable assurance about whether the financial results as a whole are free from material misstatement, whether due to fraud or error, and to issue an auditor's report that includes our opinion. Reasonable assurance is a high level of assurance, but is not a guarantee that an audit conducted in accordance with SAs will always detect a material misstatement when it exists. Misstatements can arise from fraud or error and are considered material if, individually or in the aggregate, they could reasonably be expected to influence the economic decisions of users taken on the basis of these financial results.

As part of an audit in accordance with SAs, we exercise professional judgment and maintain professional skepticism throughout the audit. We also:



# M L BHUWANIA AND CO LLP

## CHARTERED ACCOUNTANTS

- Identify and assess the risks of material misstatement of the financial results, whether due to fraud or error, design and perform audit procedures responsive to those risks, and obtain audit evidence that is sufficient and appropriate to provide a basis for our opinion. The risk of not detecting a material misstatement resulting from fraud is higher than for one resulting from error, as fraud may involve collusion, forgery, intentional omissions, misrepresentations, or the override of internal control.
- Obtain an understanding of internal controls relevant to the audit in order to design audit procedures that are appropriate in the circumstances. Under section 143(3)(i) of the Act, we are also responsible for expressing an opinion through a separate report on the complete set of annual financial statements on whether the Company has adequate internal financial controls with reference to financial statements in place and the operating effectiveness of such controls.
- Evaluate the appropriateness of accounting policies used and the reasonableness of accounting estimates and related disclosures in the financial results made by the Management and Board of Directors.
- Conclude on the appropriateness of the Management's and Board of Directors' use of the going concern basis of accounting and, based on the audit evidence obtained, whether a material uncertainty exists related to events or conditions that may cast significant doubt on the Company's ability to continue as a going concern. If we conclude that a material uncertainty exists, we are required to draw attention in our auditor's report to the related disclosures in the financial results or, if such disclosures are inadequate, to modify our opinion. Our conclusions are based on the audit evidence obtained up to the date of our auditor's report. However, future events or conditions may cause the Company to cease to continue as a going concern.
- Evaluate the overall presentation, structure and content of the financial results, including the disclosures, and whether the financial results represent the underlying transactions and events in a manner that achieves fair presentation.

We communicate with those charged with governance regarding, among other matters, the planned scope and timing of the audit and significant audit findings, including any significant deficiencies in internal control that we identify during our audit.

We also provide those charged with governance with a statement that we have complied with relevant ethical requirements regarding independence, and to communicate with them all relationships and other matters that may reasonably be thought to bear on our independence, and where applicable, related safeguards.





# M L BHUWANIA AND CO LLP

## CHARTERED ACCOUNTANTS

### Other Matters

The financial results for the quarter ended on March 31, 2024 and for the corresponding quarter ended March 31, 2023 are the balancing figures between the audited figures in respect of the year ended on March 31, 2024 and March 31, 2023 and the published year to date figures up to the period December 31, 2023 and December 31, 2022, being the date of the end of the third quarter of the respective financial year, which were subject to limited review, as required under the Listing Regulations.

For M L BHUWANIA AND CO LLP  
Chartered Accountants  
FRN: 101484W / W100197

Ashishkumar Bairagra  
Partner

Membership No. 109931

UDIN: 24109931BKEIAK2229

Place: Mumbai

Date: 24<sup>th</sup> May, 2024

F-11, 3rd Floor, Manek Mahal,  
90, Veer Nariman Road, Churchgate,  
Mumbai -400 020, India.

