



# KRITI INDUSTRIES (INDIA) LIMITED

BRILLIANT SAPPHIRE, 801-804, 8th FLOOR, PLOT NO. 10, SCHEME 78-II, VIJAY NAGAR,  
INDORE - 452 010 (M.P.) INDIA. PHONE No.: (+91-731) 2719100.  
REGD. OFF.: "MEHTA CHAMBERS", 34, SIYAGANJ, INDORE - 452007 Phone: (+91-731) 2540963  
E-mail: info@kritiindia.com Website: <http://www.kritiindia.com>

CIN : L25206MP1990PLC005732

KIIL/SE/2020-21

27<sup>th</sup> October, 2020

Online filing at: [www.listing.bseindia.com](http://www.listing.bseindia.com)

To,  
The Listing Department  
Bombay Stock Exchange Limited  
Phiroze Jeejeebhoy Tower,  
Dalal Street, Mumbai (M.H.) 400 001

BSE Scrip Code: 526423

**Subject: Regulation 33(3) of SEBI (Listing Obligations & Disclosure Requirements) Regulations, 2015 - Submission of Unaudited Standalone & Consolidated Financial Results along with Statement of Assets and Liabilities and Cash Flow and Limited Review Report for the half year/quarter ended 30 September, 2020.**

Dear Sir/Ma'am,

Pursuant to Regulation 33 of SEBI (Listing Obligation and Disclosure Requirement) Regulations, 2015, we are enclosing herewith the following:

1. Standalone and Consolidated Un-audited Financial Results of the Company for the half year/quarter ended on 30<sup>th</sup> September, 2020 along with Statement of Assets and Liabilities and Statement of Cash Flow for the half year ended on 30<sup>th</sup> September, 2020.
2. The Limited Review Report by the Statutory Auditors for the Standalone and Consolidated Un-audited Financial Results of the Company for the half year/quarter ended on 30<sup>th</sup> September, 2020;

which were also considered and approved by the Board at their meeting held on Tuesday, 27<sup>th</sup> October, 2020. The meeting of the Board of Directors commenced at 11.00 AM and concluded at 4.25 P.M.

The Financial Results will also be published in widely circulated English and Hindi (Vernacular) newspaper in the prescribed format within the stipulated time period.

We are also in process of filing the aforesaid financial results in the XBRL format within the stipulated time and the same shall be hosted on the Website of the Company <https://kritiindustries.com/>.

You are requested to please take on record the above said documents for your reference and record.

Thanking you

Yours faithfully

For Kriti Industries (India) Limited

*Abaisakhiya*

Apeksha Baisakhiya

Company Secretary & Compliance Officer

Encl: As above



## KRITI INDUSTRIES (INDIA) LIMITED

CIN:L25206MP1990PLC005732

Regd. Office:- "Mehta Chambers", 34, Siyaganj, Indore - 452 007 (M.P.)

EXTRACT OF UNAUDITED STATEMENT OF STANDALONE AND CONSOLIDATED FINANCIAL RESULTS FOR THE QUARTER ENDED 30TH SEPTEMBER, 2020

Rs.in Lakhs(except Earning per Share)

S.No	Particulars	STANDALONE			CONSOLIDATED		
		Quarter Ended	Year Ended	Quarter Ended	Quarter Ended	Year Ended	Quarter Ended
		30.9.2020 (Unaudited)	31.3.2020 (Audited)	30.9.2019 (Unaudited)	30.9.2020 (Unaudited)	31.3.2020 (Audited)	30.9.2019 (Unaudited)
1	Total income from operations Sales/ Income from Operations	8,797.36	53,608.89	9,755.65	9,039.40	55,041.90	32,809.35
2	Net Profit / (Loss) for the period (Before tax, exceptional and /or Extraordinary items).	770.88	2,272.40	324.66	724.84	2,194.23	1,312.73
3	Net Profit / (Loss) for the period before tax (After exceptional and /or Extraordinary items).	770.88	2,155.85	324.66	724.84	2,077.68	1,312.73
4	Net Profit / (Loss) for the period after tax (After exceptional and /or Extraordinary items).	587.17	1,923.92	191.19	551.12	1,849.06	851.12
5	Total Comprehensive Income for the Period (Comprising Profit/ (Loss) For the Period (After Tax) And Other Comprehensive Income (After Tax)	587.19	1,940.61	191.25	551.14	1,866.04	850.52
6	Equity Share Capital (Face value of Rs.1 each)	496.04	496.04	496.04	496.04	496.04	496.04
7	Reserves (excluding Revenue Reserve ) as shown in the audited balance sheet of the previous year.		9884.08			9,411.86	
8	Earnings Per Share (of Re.1 each) (for continuing and discontinued operations)-						
	1.Basic :	1.18	3.88	0.39	1.11	3.73	1.72
	2.Diluted:	1.18	3.88	0.39	1.11	3.73	1.72

## Notes

- The above results have been reviewed by the Audit Committee in its meeting held on 27th October, 2020 and taken on record by the Board of Directors in its meeting held on 27th October, 2020.
- The consolidated financial statements include that of the wholly owned subsidiary, Kriti Auto and Engineering Plastics Pvt. Ltd together referred to as "The Group"
- The above financial results have been prepared in accordance with the Companies (Indian Accounting Standards) Rules, 2015 (Ind AS) as amended, prescribed under Section 133 of the Companies Act, 2013, read with relevant rules issued thereunder.
- Estimation of uncertainties relating to global health pandemic COVID-19 :-  
Spread of COVID-19 has effected the economic activity across the Globe including India. This impact on the business will depend upon future developments that cannot be predicted reliably at this stage. However based on the preliminary estimates the Company does not anticipate any major challenge in meeting the financial obligations, on the long-term basis. Further, the company does not carry any risk in the recoverability and carrying values of its assets including Property, Plant and Equipment, trade receivables, inventories and investments. The company does not anticipate any additional liability as at quarter and half year ended Sept-20. However the company will closely monitor any material changes to future economic conditions impacting its business.
- Due to COVID-19 Kriti Auto and Engineering Plastics Pvt. Ltd [100 % subsidiary of Kriti Industries (India) Limited] is not having sustainable business. Hence the operations have been temporarily suspended.
- The company had provided for impairment loss, on account of investment in its wholly owned subsidiary, of Rs 116.55 lakhs being 15% of the investment of Rs777 lakhs in the year ended 31-3-2020. This had been necessitated due to the deep recession in the automobile industry due to COVID-19. No further provision has been considered necessary during the quarter and half year ended on 30.9.2020.
- "The Group" has only one Business Segment – Plastics as per Ind AS 108 Operating Segments.

Place :- Indore

Date:- 27th October,2020



For KRITI INDUSTRIES (INDIA) LIMITED

(SHIV SINGH MEHTA)  
Chairman & Managing Director  
DIN 00023523

KRITI INDUSTRIES (INDIA) LIMITED

CIN:L25206MP1990PLC005732

Regd. Office:- "Mehta Chambers", 34, Siyaganj, Indore - 452 007 (M.P.)

STATEMENT OF STANDALONE AND CONSOLIDATED UNAUDITED FINANCIAL RESULTS FOR THE QUARTER AND HALF YEAR ENDED 30TH SEPTEMBER, 2020

PART I

Rs.in Lakhs(Except Earning per Share)

Sr.No.	Particulars	STANDALONE					CONSOLIDATED						
		Quarter Ended			Half Year Ended		Year Ended	Quarter Ended			Half Year Ended	Year Ended	
		30.09.2020 (Reviewed)	30.06.2020 (Reviewed)	30.09.2019 (Reviewed)	30.09.2020 (Reviewed)	30.09.2019 (Reviewed)	31.3.2020 (Audited)	30.09.2020 (Reviewed)	30.06.2020 (Reviewed)	30.09.2019 (Reviewed)	30.09.2020 (Reviewed)	30.09.2019 (Reviewed)	31.3.2020 (Audited)
1	<b>INCOME</b>												
	(i) Revenue From Operations	8,767.14	15,480.63	9,697.37	24,247.77	31,771.97	53,421.73	8,995.91	15,539.11	10,126.24	24,535.02	32,693.23	54,871.60
	(ii) Other Income	30.22	66.06	58.28	96.28	124.53	187.16	43.49	60.08	54.20	103.57	116.12	170.30
	<b>Total Income(i+ii)</b>	<b>8,797.36</b>	<b>15,546.69</b>	<b>9,755.65</b>	<b>24,344.05</b>	<b>31,896.50</b>	<b>53,608.89</b>	<b>9,039.40</b>	<b>15,599.19</b>	<b>10,180.44</b>	<b>24,638.59</b>	<b>32,809.35</b>	<b>55,041.90</b>
2	<b>EXPENSES</b>												
	(a) Cost of materials consumed	8,914.08	9,410.76	10,580.56	18,324.84	25,764.62	40,508.58	9,027.01	9,444.68	10,880.57	18,471.69	26,427.28	41,546.23
	(b) Changes in inventories of finished goods, Stock-in -Trade and work-in-progress	(2,963.27)	3,096.21	(3,840.70)	132.94	(680.54)	692.21	(2,940.60)	3,099.66	(3,803.80)	159.06	(646.79)	729.71
	(c) Employee benefits expense	564.99	543.44	591.24	1,108.43	1,130.98	2,334.25	593.54	568.77	621.30	1,162.31	1,192.34	2,454.60
	(d) Finance costs	232.78	293.65	460.96	526.43	827.92	1,725.71	232.19	293.69	465.88	525.88	837.98	1,744.74
	(e) Depreciation and amortization expense	186.70	185.65	167.47	372.35	345.52	715.16	193.78	192.73	174.56	386.51	359.68	743.50
	(f) Other expenses	1,091.20	1,045.81	1,471.46	2,137.01	3,172.03	5,360.58	1,208.64	1,068.13	1,545.34	2,276.77	3,326.13	5,628.89
	<b>Total Expenses</b>	<b>8,026.48</b>	<b>14,575.52</b>	<b>9,430.99</b>	<b>22,602.00</b>	<b>30,560.53</b>	<b>51,336.49</b>	<b>8,314.56</b>	<b>14,667.66</b>	<b>9,883.85</b>	<b>22,982.22</b>	<b>31,496.62</b>	<b>52,847.67</b>
3	<b>Profit/(loss) before exceptional item and tax</b>	<b>770.88</b>	<b>971.17</b>	<b>324.66</b>	<b>1,742.05</b>	<b>1,335.97</b>	<b>2,272.40</b>	<b>724.84</b>	<b>931.53</b>	<b>296.59</b>	<b>1,656.37</b>	<b>1,312.73</b>	<b>2,194.23</b>
4	<b>Exceptional item</b>	-	-	-	-	-	116.55	-	-	-	-	-	116.55
5	<b>Profit/(loss) before tax (3-4)</b>	<b>770.88</b>	<b>971.17</b>	<b>324.66</b>	<b>1,742.05</b>	<b>1,335.97</b>	<b>2,155.85</b>	<b>724.84</b>	<b>931.53</b>	<b>296.59</b>	<b>1,656.37</b>	<b>1,312.73</b>	<b>2,077.68</b>
6	Tax expense:												
	(i) Current tax	179.99	225.90	116.00	405.89	338.70	530.11	179.99	225.90	116.01	405.89	338.70	530.11
	(ii) Deferred tax	3.72	22.28	17.47	26.00	126.18	(298.18)	(6.27)	21.31	17.45	15.04	122.91	(301.49)
	(iii) Income Tax related earlier year												
	<b>Total Tax Expenses (i+ii+iii)</b>	<b>183.71</b>	<b>248.18</b>	<b>133.47</b>	<b>431.89</b>	<b>464.88</b>	<b>231.93</b>	<b>173.72</b>	<b>247.21</b>	<b>133.46</b>	<b>420.93</b>	<b>461.61</b>	<b>228.62</b>
7	<b>Net Profit/(Loss) for the period from continuing operations (5-6)</b>	<b>587.17</b>	<b>722.99</b>	<b>191.19</b>	<b>1,310.16</b>	<b>871.09</b>	<b>1,923.92</b>	<b>551.12</b>	<b>684.32</b>	<b>163.13</b>	<b>1,235.44</b>	<b>851.12</b>	<b>1,849.06</b>
8	<b>Profit/(Loss) for the period from discontinued operations</b>	-	-	-	-	-	-	-	-	-	-	-	-
9	Tax expense discontinued operations :												
	(i) Current tax	-	-	-	-	-	-	-	-	-	-	-	-
	(ii) Deferred tax	-	-	-	-	-	-	-	-	-	-	-	-
	(iii) Income Tax related to earlier years	-	-	-	-	-	-	-	-	-	-	-	-
10	<b>Net Profit/(Loss) for the period from discontinued operations after tax(8-9)</b>	-	-	-	-	-	-	-	-	-	-	-	-
11	<b>Net Profit/(Loss) for the period (7+10)</b>	<b>587.17</b>	<b>722.99</b>	<b>191.19</b>	<b>1,310.16</b>	<b>871.09</b>	<b>1,923.92</b>	<b>551.12</b>	<b>684.32</b>	<b>163.13</b>	<b>1,235.44</b>	<b>851.12</b>	<b>1,849.06</b>
12	<b>Other Comprehensive Income</b>												
a	<b>Items that will not be reclassified to Profit or Loss</b>												
	Remeasurement of Defined Benefit Plan	0.02	4.43	0.06	4.45	0.13	16.69	0.02	4.50	(0.31)	4.52	(0.60)	16.98
b	<b>Items that will be reclassified to Profit or Loss</b>												
	Effective portion of Cash Flow Hedge												
13	<b>Total Comprehensive Income for the period (11+12)</b>	<b>587.19</b>	<b>727.42</b>	<b>191.25</b>	<b>1,314.61</b>	<b>871.22</b>	<b>1,940.61</b>	<b>551.14</b>	<b>688.82</b>	<b>162.82</b>	<b>1,239.96</b>	<b>850.52</b>	<b>1,866.04</b>
8	<b>Paid up Equity Share Capital (Face Value Re. 1 Per Share)</b>	<b>496.04</b>	<b>496.04</b>	<b>496.04</b>	<b>496.04</b>	<b>496.04</b>	<b>496.04</b>	<b>496.04</b>	<b>496.04</b>	<b>496.04</b>	<b>496.04</b>	<b>496.04</b>	<b>496.04</b>
9	<b>Earnings per equity share (of Re.1/- each) (not annualised)</b>												
	(a) Basic	1.18	1.46	0.39	2.64	1.76	3.88	1.11	1.38	0.33	2.49	1.72	3.73
	(b) Diluted	1.18	1.46	0.39	2.64	1.76	3.88	1.11	1.38	0.33	2.49	1.72	3.73

## PART II

## Standalone and Consolidated Statement of Assets and Liabilities

(Rs.in Lakhs)

Sr. No.	Particulars	Standalone		Consolidated	
		As at 30.09.2020	As at 31.03.2020	As at 30.09.2020	As at 31.03.2020
		Reviewed	Audited	Reviewed	Audited
<b>A</b>	<b>ASSETS</b>				
1	<b>Non-current assets</b>				
	(a) Property, Plant and Equipment	10,097.73	10,232.04	10,349.90	10,611.28
	(b) Capital work-in-progress	425.65	94.97	290.21	94.97
	(c) Other Intangible assets	12.76	15.52	12.76	15.52
	(d) Financial Assets	-	-	-	-
	(i) Investments	661.60	661.60	2.15	2.15
	(ii) Loans	488.36	581.96	257.62	245.22
	(iii) Other financial assets	68.98	-	68.98	-
	(e) Other non current assets	-	-	-	-
	<b>Non-current assets</b>	<b>11,755.08</b>	<b>11,586.09</b>	<b>10,981.62</b>	<b>10,969.14</b>
2	<b>Current assets</b>				
	(a) Inventories	10,417.99	13,360.42	10,532.56	13,561.60
	(b) Financial Assets	-	-	-	-
	(i) Trade receivables	3,187.12	6,802.02	3,542.35	7,291.80
	(ii) Cash and cash equivalents	3.57	3.89	14.92	4.81
	(iii) Bank balances other than (ii) above	1,242.57	1,366.45	1,265.05	1,388.93
	(iv) Loans	4,702.51	1,953.10	4,708.16	1,958.54
	(c) Other current assets	114.39	118.98	119.65	123.68
	<b>Current assets</b>	<b>19,668.15</b>	<b>23,604.86</b>	<b>20,182.69</b>	<b>24,329.36</b>
	<b>TOTAL - ASSETS</b>	<b>31,423.23</b>	<b>35,190.95</b>	<b>31,164.31</b>	<b>35,298.50</b>
<b>A</b>	<b>EQUITY AND LIABILITIES</b>				
1	<b>Equity</b>				
	(a) Equity Share capital	496.04	496.04	496.04	496.04
	(b) Other Equity	11,124.29	9,884.08	10,577.41	9,411.86
	<b>Equity</b>	<b>11,620.33</b>	<b>10,380.12</b>	<b>11,073.45</b>	<b>9,907.90</b>
2	<b>LIABILITIES</b>				
	<b>Non-Current Liabilities</b>				
	(a) Financial Liabilities				
	(i) Borrowings	1,155.56	1,532.05	1,155.56	1,532.05
	(b) Deferred tax liabilities (Net)	999.38	973.38	1,060.80	1,045.76
	(c) Other non-current liabilities	1,272.95	1,073.08	1,272.95	1,073.08
	(i) Lease Liability	310.74	317.23	310.74	317.23
	<b>Non-current liabilities</b>	<b>3,738.63</b>	<b>3,895.75</b>	<b>3,800.05</b>	<b>3,968.12</b>
3	<b>Current liabilities</b>				
	(a) Financial Liabilities				
	(i) Borrowings	3,160.84	5,115.09	3,160.84	5,116.44
	(ii) Trade payables	-	-	-	-
	(a) Total outstanding dues of micro enterprises and small enterprises	-	-	-	-
	(b) Total outstanding dues of creditors other than micro and small enterprises	11,227.57	14,458.36	11,258.48	14,798.57
	(iii) Others	770.80	772.12	770.80	772.12
	(b) Other current liabilities	594.59	456.02	667.61	500.38
	(c) Provisions	101.15	101.15	223.76	222.62
	(d) Current tax liabilities (Net)	209.32	12.35	209.32	12.35
	<b>Current liabilities</b>	<b>16,064.27</b>	<b>20,915.08</b>	<b>16,290.81</b>	<b>21,422.48</b>
	<b>Total Equity and Liabilities</b>	<b>31,423.23</b>	<b>35,190.95</b>	<b>31,164.31</b>	<b>35,298.50</b>



Particulars	Standalone				Consolidated			
	Half Year Ended 30.9.2020		Year ended 31.03.2020		Half Year Ended 30.9.2020		Year ended 31.03.2020	
	Amount	Amount	Amount	Amount	Amount	Amount	Amount	Amount
<b>Cash Flow From Operating Activities</b>								
Net Profit before Tax		1,742.03		2,155.86		1,656.37		2,077.68
Adjustments for :								
Depreciation	372.35		715.16		386.51		743.50	
(Profit)/ Loss on Sale of Fixed Assets	-		-		-		-	
Financial Income	(61.64)		(176.76)		(48.88)		(159.61)	
OCI Income	4.45		16.69		4.52		16.69	
Financial Expense	526.43	841.59	1,725.71	2,280.80	525.88	868.03	1,744.74	2,345.32
<b>Cash Operating Profit before working capital changes</b>		<b>2,583.62</b>		<b>4,436.66</b>		<b>2,524.40</b>		<b>4,423.00</b>
(Increase) / Decrease in Inventories	2,942.43		(2,336.84)		3,029.04		(2,251.68)	
(Increase) / Decrease in Trade Receivables	3,614.89		(601.22)		3,749.45		(467.65)	
(Increase) / Decrease in Deposit given	(2,749.41)		(465.08)		(2,749.62)		(462.75)	
(Increase) / Decrease in Other Current Assets	4.59		0.80		4.03		1.26	
(Increase) / Decrease in Loan Given	93.60		(184.00)		(12.40)		(37.00)	
(Increase) / Decrease in other Financial assets	(68.98)		0.74		(68.98)		0.74	
(Increase) / Decrease in Other Non Current Assets	-		40.46		-		40.46	
Increase / (Decrease) in Trade Payables	(3,230.75)		2,468.84		(3,540.09)		2,370.72	
Increase / (Decrease) in Other Financial Liabilities	(1.32)		(29.16)		(1.32)		(29.16)	
Increase / (Decrease) in Other Current Liabilities	138.57		13.83		167.23		(7.48)	
Increase / (Decrease) in Provisions	-		15.67		1.14		132.21	
Increase / (Decrease) in Other Tax Liabilities	196.97		12.35		196.97		12.35	
		<b>940.59</b>		<b>(1,063.61)</b>		<b>775.45</b>		<b>(697.98)</b>
Tax Paid		(405.89)		(530.11)		(405.89)		(530.11)
<b>Net Cash From Operating Activities (A)</b>		<b>3,118.32</b>		<b>2,842.94</b>		<b>2,893.96</b>		<b>3,194.91</b>
<b>Cash Flow From Investing Activities</b>								
Financial Income	61.64		176.76		48.88		159.90	
Sale Proceed Of Fixed Assets (Net)	-		-		-		-	
Purchase of Fixed Assets	(565.96)		(1,536.94)		(317.62)		(1,537.67)	
Investment in Fixed Deposits against margin money	123.88		(176.72)		123.88		(178.05)	
(Increase) / Decrease in Non Current Investment	-		116.55		-		-	
<b>Net Cash Used In Investing Activities (B)</b>		<b>(380.44)</b>		<b>(1,420.35)</b>		<b>(144.86)</b>		<b>(1,555.82)</b>
<b>Cash Flow From Financing Activities</b>								
Proceeds from Long Term Borrowings	-		-		-		-	
Repayment of Long Term Borrowings	(376.49)		(662.72)		(376.49)		(662.74)	
Net Increase / (Decrease) in Long Term Borrowings	(376.49)		(662.72)		(376.49)		(662.74)	
Increase / (Decrease) in Other Non Current Liability	193.38		356.87		193.38		356.89	
Increase / (Decrease) in Short Term Borrowings	(1,954.25)		699.57		(1,955.60)		502.29	
Dividend Paid on Equity Shares	(74.41)		(74.41)		(74.41)		(74.41)	
Dividend Distribution Tax Paid	-		(15.29)		-		(15.29)	
Financial Expenses	(526.43)		(1,725.71)		(525.88)		(1,744.74)	
<b>Net Cash Used In Financing Activities (C)</b>		<b>(2,738.20)</b>		<b>(1,421.69)</b>		<b>(2,739.00)</b>		<b>(1,638.00)</b>
<b>Net Decrease In Cash and Cash Equivalents (A + B + C)</b>		<b>(0.32)</b>		<b>0.91</b>		<b>10.11</b>		<b>1.08</b>
<b>ADD :Cash and cash equivalents - Opening - 1st April</b>		<b>3.89</b>		<b>2.98</b>		<b>4.81</b>		<b>3.73</b>
<b>Cash and cash equivalents - Closing - 30th September, 2020</b>		<b>3.57</b>		<b>3.89</b>		<b>14.92</b>		<b>4.81</b>

**Footnote to Cash Flow Statement:**

1. Components of Cash and Cash Equivalents are produced as under:

Particulars	2020-21	2019-20	2020-21	2019-20
<b>Cash &amp; Cash Equivalents</b>				
Balances with Banks				
Current Account	1.28	0.48	12.61	1.01
Cash on hand	2.29	3.41	2.31	3.80
<b>Total of Cash &amp; Cash Equivalent</b>	<b>3.57</b>	<b>3.89</b>	<b>14.92</b>	<b>4.81</b>

**Notes**

- The above results have been reviewed by the Audit Committee in its meeting held on 27th October, 2020 and taken on record by the Board of Directors in its meeting held on 27th October, 2020.
- The consolidated financial statements include that of the wholly owned subsidiary, Kriti Auto and Engineering Plastics Pvt. Ltd together referred to as "The Group"
- The above financial results have been prepared in accordance with the Companies (Indian Accounting Standards) Rules, 2015 (Ind AS) as amended, prescribed under Section 133 of the Companies Act, 2013, read with relevant rules issued thereunder.
- Estimation of uncertainties relating to global health pandemic COVID-19 :- Spread of COVID-19 has effected the economic activity across the Globe including India. This impact on the business will depend upon future developments that cannot be predicted reliably at this stage. However based on the preliminary estimates the Company does not anticipate any major challenge in meeting the financial obligations, on the long-term basis. Further, the company does not carry any risk in the recoverability and carrying values of its assets including Property, Plant and Equipment, trade receivables, inventories and investments. The company does not anticipate any additional liability as at quarter and half year ended Sept-20. However the company will closely monitor any material changes to future economic conditions impacting its business.
- Due to COVID-19 Kriti Auto and Engineering Plastics Pvt. Ltd [100 % subsidiary of Kriti Industries (India) Limited] is not having sustainable business. Hence the operations have been temporarily suspended.
- The company had provided for impairment loss, on account of investment in its wholly owned subsidiary, of Rs 116.55 lakhs being 15% of the investment of Rs777 lakhs in the year ended 31-3-2020. This had been necessitated due to the deep recession in the automobile industry due to COVID-19. No further provision has been considered necessary during the quarter and half year ended on 30.9.2020.
- "The Group" has only one Business Segment – Plastics as per Ind AS 108 Operating Segments.

For KRITI INDUSTRIES (INDIA) LIMITED

(SHIV SINGH MEHTA)  
Chairman & Managing Director  
DIN 00023523

Place :- Indore  
Date:- 27th October,2020



"Navratna" 128-R, Khatiwala Tank Indore (M.P.) – 452014

Phone: 0731-2491393 (O) 2471910 (R)

Mob: 94250-63547 (RKG) 94253-12303 (PG)

Email : puneetgupta\_2005@yahoo.co.in

**Rakesh Kumar & Associates**  
CHARTERED ACCOUNTANTS

**CA. R.K. Gupta**

B.Com, L.LB (Hons.), FCA

**CA. Puneet Gupta**


B.Com, FCA, DISA(ICAI)

**LIMITED REVIEW REPORT**

To  
The Board of Directors  
Kriti Industries (India) Limited, INDORE – 452 001 (MP)

- (1) We have reviewed the accompanying statement of standalone unaudited IndAS financial results of **KRITI INDUSTRIES (INDIA) LIMITED**, ("The Company") for the Quarter ended on September 30, 2020 and year to date from April 1, 2020 to September 30, 2020 attached herewith ("the Statement"), being submitted by the company pursuant to the requirement of the Regulation 33 of the SEBI (Listing Obligations and Disclosure Requirements) Regulations, 2015 ("Listing Regulation") as amended.
- (2) This statement is the responsibility of the Company's Management and has been approved by the Board of Directors. Our responsibility is to issue a report on these financial statements based on our review.
- (3) We conducted our review in accordance with the Standard on Review Engagements (SRE) 2410 "Review of Interim Financial Information Performed by the Independent Auditor of the Entity" issued by the Institute of Chartered Accountants of India. This standard requires that we plan and perform the review to obtain moderate assurance as to whether the financial statements are free of material misstatement. A review is limited primarily to inquiries of company personnel and analytical procedure applied to financial data and thus provides less assurance than an audit. We have not performed an audit and accordingly, we do not express an audit opinion.
- (4) Based on our review conducted as above, nothing has come to our attention that causes us to believe that the accompanying statement of unaudited financial results prepared in accordance with applicable Indian Accounting Standards ("Ind AS") prescribed under Section 133 of the Companies Act, 2013 and other recognized accounting practices and policies generally accepted in India has not disclosed the information required to be disclosed in terms of Regulation 33 of the SEBI (Listing Obligations and Disclosure Requirements) Regulations, 2015 including the manner in which it is to be disclosed, or that it contains any material misstatement.

For **Rakesh Kumar & Associates**  
Chartered Accountants  
FRN 002150C



**(Puneet Gupta)**  
Partner  
M. No. 413168

Place: Indore

Dated: October 27, 2020



"Navratna" 128-R, Khatiwala Tank Indore (M.P.) – 452014

Phone: 0731-2491393 (O) 2471910 (R)

Mob: 94250-63547 (RKG) 94253-12303 (PG)

Email : puneetgupta\_2005@yahoo.co.in

**Rakesh Kumar & Associates**  
CHARTERED ACCOUNTANTS

**CA. R.K. Gupta**

B.Com, LL.B (Hons.), FCA

**CA. Puneet Gupta**


B.Com, FCA, DISA(ICAI)

**LIMITED REVIEW REPORT**

To  
The Board of Directors  
Kriti Industries (India) Limited  
INDORE – 452 001 (MP)

1. We have reviewed the accompanying Statement of Consolidated Unaudited Financial Results of **KRITI INDUSTRIES (INDIA) LIMITED** ("the Parent") and its one subsidiary (the Parent and its subsidiary together are referred to as "the Group") for the Quarter ended on September 30, 2020 and year to date from April 1, 2020 to September 30, 2020 ("the Statement") attached herewith, being submitted by the Parent pursuant to the requirement of Regulation 33 of the SEBI (Listing Obligations and Disclosure Requirements) Regulations, 2015 as amended ("the Regulation"), read with SEBI Circular No. CIR/CFD/CMD1/44/2019 dated March 29, 2019 ("the Circular").
2. This statement which is the responsibility of the Parent's management and approved by the Parent's Board of Directors, have been prepared in accordance with the related recognition and measurement principles laid down in the Indian Accounting Standards, prescribed under Section 133 of the Companies Act, 2013 and other accounting principles generally accepted in India. Our responsibility is to express a conclusion on the Statement based on our review.
3. We conducted our review of the Statement in accordance with the Standard on Review Engagements (SRE) 2410 "Review of Interim Financial Information Performed by the Independent Auditor of the Entity", issued by Institute of Chartered Accountants of India. A review of interim financial information consists of making inquiries, primarily of persons responsible for financial and accounting matters, and applying analytical and other review procedures. A review is substantially less in scope than an audit conducted in accordance with the Standards on Auditing and consequently does not enable us to obtain assurance that we would become aware of all the significant matters that might be identified in an audit. Accordingly, we do not express an audit opinion.

We also performed procedures in accordance with the circular issued by SEBI under Regulation 33(8) of the SEBI (Listing Obligations and Disclosure Requirements) Regulations, 2015, as amended, to the extent applicable.



4. The Statement includes the results of **KRITI AUTO AND ENGINEERING PLASTICS PRIVATE LIMITED.**
5. Based on our review conducted and procedures performed as stated in paragraph 3 above nothing has come to our attention that causes us to believe that the accompanying Statement, prepared in accordance with the recognition and measurement principles laid down in the aforesaid Indian Accounting Standards specified under Section 133 of the Companies Act, 2013, as amended, read with relevant rules issued thereunder and other accounting principles generally accepted in India, has not disclosed the information required to be disclosed in terms of Regulation 33 of the SEBI (Listing Obligations and Disclosure Requirements) Regulations , 2015 as amended, including the manner in which it is to be disclosed, or that it contains any material misstatement.

For **RAKESH KUMAR & ASSOCIATES**


Chartered Accountants

FRN : 002150C

  
**Puneet Gupta**

Partner

M.No.: 413168



Place : Indore

Dated: October 27, 2020