

संदर्भ सं. 230 /TBO/2020-21

December 28, 2020

The Company Secretary, Shriram EPC Ltd., Sigappi Achi Building, 4th Floor, Door No.18/3, Salai, Rukmini Lakshmi pathi Road, Egmore, <b>Chennai - 600 008.</b>	The Director, Bombay Stock Exchange Ltd., Phiroze Jeejeebhoy Towers, Dalal Street, <b>Mumbai – 400 001.</b>	The Director, National Stock Exchange Ltd., Exchange Plaza, Plot no. C/1, G Block, Bandra-Kurla complex, Bandra (E), <b>Mumbai – 400 051.</b>
---	--	--

प्रियमहोदय/Dear Sir,

सेबी (शेयरों का पर्याप्त अर्जन एवं अधिग्रह) विनियमन 2011के विनियमन 29 (2) & (3) तथा सेबी (भेदिया  
कारोबार का निषेध) विनियमन 2015 के विनियमन 7 (3) के तहतप्र कटीकरण

**Disclosure under Regulation 29 (2) & (3) of SEBI (Substantial Acquisition of Shares and  
Takeovers) Regulations, 2011 and Regulation No.7 (3) of SEBI (Prohibition of Insider Trading)  
Regulations, 2015**

In terms of the above Regulations, we hereby disclose the details of shares sold of SHRIRAM  
EPC LIMITED) as per details given in Annexure:

Particulars of sale	Number	% w.r.t. total paid up capital of Target Company
बिक्री से पूर्व शेयर / Shares before sale	5,96,31,183	6.14%
बेचे गये शेयर / Shares sold from 23/08/2018 to 23/12/2020	1,94,94,676	2.01%
बिक्री के बाद शेयर / Shares after sale	4,01,36,507	4.13%

Signature of Authorized Signatory



(श्री मिलिंद खांडेकर)

उप महा प्रबंधक

## ANNEXURE - B

## Disclosure under Regulation 29 (2) of SEBI (Substantial Acquisition of Shares and Takeovers) Regulations, 2011

1	Name of the Target Company (TC)	SHRIRAM EPC LIMITED		
2	Name(s) of the acquirer and Persons Acting in Concert (PAC) with the acquirer	Seller: IDBI Bank Limited		
3	Whether the acquirer belongs to Promoter/ Promoter Group	Seller: No		
4	Name(s) of the Stock Exchange(s) where the shares of TC are listed	BSE & NSE		
5		Number	% w.r.t. total share/voting capital wherever applicable	% w.r.t. total diluted share/voting capital of the TC (**)
	<b>Before the acquisition/disposal under consideration, holding of:</b>			
	a) Shares carrying voting rights	5 96 31 183	6.14%	6.14%
	b) Shares in the nature of encumbrance (pledge/ lien/non-disposal undertaking/ others)	-	-	-
	c) Voting Rights (VR) otherwise than by equity shares	-	-	-
	d) Warrants/convertible securities/any other instrument that entitles the acquirer to receive shares carrying voting rights in the TC (specify holding in each category) acquired/sold	-	-	-
	<b>Total (a+b+c+d)</b>	<b>5 96 31 183</b>	<b>6.14%</b>	<b>6.14%</b>
	<b>Details of sale</b>			
	a) Shares carrying voting rights sold	1 94 94 676	2.01%	2.01%
	b) VRs acquired/sold otherwise than by equity shares	-	-	-
	c) Warrants/convertible securities/any other instrument that entitles the acquirer to receive shares carryin voting rights in the TC (specify holding in each category) after acquisition	-	-	-
	d) Shares encumbered / invoked/released by the acquirer	-	-	-
	<b>Total (a+b+c+d)</b>	<b>1 94 94 676</b>	<b>2.01%</b>	<b>2.01%</b>
	<b>After the acquisition/Sale holding of:</b>			
	a) Shares carrying voting rights	4 01 36 507	4.13%	4.13%
	b) Shares encumbered with the acquirer	-	-	-
	c) VRs otherwise than by equity shares	-	-	-
	d) Warrants/convertible securities/any other instrument that entitles the acquirer to receive shares carryin voting rights in the TC (specify holding in each category) after acquisition	-	-	-
	<b>Total (a+b+c+d)</b>	<b>4 01 36 507</b>	<b>4.13%</b>	<b>4.13%</b>
6	Mode of sale (e.g. open market/off-market/public issue/rights issue/preferential allotment/inter-se transfer, etc.)	Market Sale		
7	Date of sale of shares/VR/warrants or date of receipt of intimation of allotment of shares, whichever is applicable	23/08/2018 to 23/12/2020		
8	Equity share capital/total voting capital of the TC before the said acquisition/sale	97 15 29 018		
9	Equity share capital/total voting capital of the TC after the said acquisition/sale	97 15 29 018		
10	Total diluted share/voting capital of the TC after the said acquisition/sale	97 15 29 018		
Note:	(*) Total share capital/ voting capital to be taken as per the latest filing done by the company to the Stock Exchange under Clause 35 of the listing Agreement.			
	(**) Diluted share/voting capital means the total number of shares in the TC assuming full conversion of the outstanding convertible securities/warrants into equity shares of the TC.			
	<b>Signature of the acquirer / seller / Authorised Signatory</b>			
	Place: Mumbai			
	Date: 28-Dec-2020			



## SEBI (Prohibition of Insider Trading) Regulations, 2015

## Regulation 7(3) - Transactions by Other connected persons as identified by the company

## Details of trading in securities by other connected persons as identified by the company - SHRIRAM EPC LIMITED

Name, PAN, CIN/DIN, & address with contact nos. of other connected persons as identified by the company	Connection with company	Securities held prior to acquisition / disposal		Securities acquired / Disposed		Securities held post acquisition/disposal		Date of allotment advice/acquisition of shares/sale of shares specify		Date of intimation to company	Mode of acquisition / disposal (on market/public rights/Preferential offer / off market/in terse transfer, ESOPs etc.)	Exchange on which the trade was executed	
		Type of security (For eg - Shares, Warrants, Convertible Debentures etc.)	No. and % of shareholding	Type of security (For eg - Shares, Warrants, Convertible Debentures etc.)	No.	Sale Value (Rs.)	Transaction Type (Buy/Sale/Edge /Revoke/Invoked)	Type of security (For eg - Shares, Warrants, Convertible Debentures etc.)	No. and % of shareholding				From
1 IDBI Bank Ltd., PAN : AAAC18842G, CIN: L65190MH2004GO148838 IDBI Tower, Cuffe Parade, Colaba, Mumbai 400 005, Tel.No. 66263506	2 Banker	3 Shares	4 5,96,31,183 6.14%	5 Shares	6 1,94,94,676 2.01%	7 10,47,86,874.35	8 Sale	9 Shares	10 4,01,36,507 4.13%	11 23-Aug-2018	12 23-Dec-2020	13 28-Dec-2020	14 On Market BSE & NSE


Note: "Securities" shall have the meaning as defined under regulation 2(1)(i) of SEBI (Prohibition of Insider Trading) Regulations, 2015.

Signature:

Name: Shri. Milind Khandekar

Place: Mumbai

Date: 28-Dec-20



## IDBI Bank Ltd

## FINANCE AND ACCOUNTS DEPTT (Investment Cell)


## BROKER WISE SALE DETAILS

## DETAILS OF SALES DURING THE PERIOD FROM 23-Aug-2018 TO 23-Dec-2020

REPORT DATE :23-Dec-2020

Name of Company: SHRIRAM EPC LIMITED


Date	Name of Broker	Exchange	SEBI Registration No.	Shares Sold	Amount
22-Oct-2019	ALMONDZ GLOBAL SECURITIES LTD.	NSE	1INZ000213936	75 000.00	7 75 057.50
25-Oct-2019	ALMONDZ GLOBAL SECURITIES LTD.	NSE	1INZ000213936	71 861.00	7 23 165.98
05-May-2020	ALMONDZ GLOBAL SECURITIES LTD.	NSE	1INZ000213936	50 000.00	1 49 675.00
21-May-2020	ALMONDZ GLOBAL SECURITIES LTD.	NSE	1INZ000213936	39 876.00	1 09 423.73
11-Jun-2020	ALMONDZ GLOBAL SECURITIES LTD.	NSE	1INZ000213936	2 00 000.00	8 08 240.00
<b>ALMONDZ GLOBAL SECURITIES LTD. TOTAL</b>				<b>4 36 737.00</b>	<b>25 65 562.21</b>
18-Oct-2019	AMRAPALI CAPITAL & FINANCE SERVICES LTD.	NSE	1INZ000269735	62 083.00	6 13 827.03
<b>AMRAPALI CAPITAL &amp; FINANCE SERVICES LTD. TOTAL</b>				<b>62 083.00</b>	<b>6 13 827.03</b>
02-Nov-2020	ANAND RATHI SHARE AND STOCK BROKERS LIMITED	NSE	1INZ000170832	12 100.00	44 278.74
06-May-2020	ANAND RATHI SHARE AND STOCK BROKERS LIMITED	NSE	1INZ000170832	25 000.00	71 095.00
19-May-2020	ANAND RATHI SHARE AND STOCK BROKERS LIMITED	NSE	1INZ000170832	25 000.00	67 355.00
14-Oct-2020	ANAND RATHI SHARE AND STOCK BROKERS LIMITED	NSE	1INZ000170832	34 905.00	1 41 550.25
19-Oct-2020	ANAND RATHI SHARE AND STOCK BROKERS LIMITED	NSE	1INZ000170832	48 244.00	1 85 261.78
03-Nov-2020	ANAND RATHI SHARE AND STOCK BROKERS LIMITED	NSE	1INZ000170832	50 000.00	1 78 860.00
17-Oct-2019	ANAND RATHI SHARE AND STOCK BROKERS LIMITED	NSE	1INZ000170832	1 00 000.00	8 75 610.00
23-Jun-2020	ANAND RATHI SHARE AND STOCK BROKERS LIMITED	NSE	1INZ000170832	2 00 000.00	11 57 480.00
<b>ANAND RATHI SHARE AND STOCK BROKERS LIMITED TOTAL</b>				<b>4 95 249.00</b>	<b>27 21 490.77</b>
19-Sep-2018	ARIHANT CAPITAL MARKETS LTD	NSE	1INZ000180939	6 250.00	74 840.00
28-Apr-2020	ARIHANT CAPITAL MARKETS LTD	NSE	1INZ000180939	30 000.00	1 00 287.00
28-Oct-2020	ARIHANT CAPITAL MARKETS LTD	NSE	1INZ000180939	35 000.00	1 28 471.98
03-Jun-2020	ARIHANT CAPITAL MARKETS LTD	NSE	1INZ000180939	50 000.00	1 57 162.95
<b>ARIHANT CAPITAL MARKETS LTD TOTAL</b>				<b>1 21 250.00</b>	<b>4 60 761.93</b>
29-Oct-2020	ASHIKA STOCK BROKING LTD.	NSE	1INZ000169130	23 588.00	85 959.38
10-Dec-2019	ASHIKA STOCK BROKING LTD.	NSE	1INZ000169130	25 000.00	1 42 190.00
13-Apr-2020	ASHIKA STOCK BROKING LTD.	NSE	1INZ000169130	25 000.00	63 612.50
06-Aug-2020	ASHIKA STOCK BROKING LTD.	NSE	1INZ000169130	50 000.00	1 69 630.00
11-Dec-2019	ASHIKA STOCK BROKING LTD.	NSE	1INZ000169130	71 789.00	3 98 306.91
17-Jul-2020	ASHIKA STOCK BROKING LTD.	NSE	1INZ000169130	1 00 000.00	4 10 360.00
08-Oct-2020	ASHIKA STOCK BROKING LTD.	NSE	1INZ000169130	1 00 000.00	3 97 920.00
09-Jun-2020	ASHIKA STOCK BROKING LTD.	NSE	1INZ000169130	2 00 000.00	7 48 380.00
19-Jun-2020	ASHIKA STOCK BROKING LTD.	NSE	1INZ000169130	2 00 000.00	10 57 700.00
<b>ASHIKA STOCK BROKING LTD. TOTAL</b>				<b>7 95 377.00</b>	<b>34 74 058.79</b>
06-Dec-2019	BOB Capital Markets Ltd.	BSE	1INZ000159332	20 000.00	1 23 400.00
17-Apr-2020	BOB Capital Markets Ltd.	NSE	1INZ000159332	25 000.00	79 830.00
04-Nov-2020	BOB Capital Markets Ltd.	NSE	1INZ000159332	35 000.00	1 22 241.00
20-Apr-2020	BOB Capital Markets Ltd.	NSE	1INZ000159332	50 000.00	1 67 145.00
05-Nov-2020	BOB Capital Markets Ltd.	NSE	1INZ000159332	50 000.00	1 77 125.00
18-Jun-2020	BOB Capital Markets Ltd.	NSE	1INZ000159332	2 00 000.00	10 07 840.00
<b>BOB Capital Markets Ltd. TOTAL</b>				<b>3 80 000.00</b>	<b>16 77 581.00</b>
18-May-2020	BP EQUITIES PVT.LTD.	NSE	1INZ000176539	25 000.00	70 130.00
16-Oct-2019	BP EQUITIES PVT.LTD.	NSE	1INZ000176539	1 16 863.00	9 66 258.34
<b>BP EQUITIES PVT.LTD. TOTAL</b>				<b>1 41 863.00</b>	<b>10 36 388.34</b>
24-Feb-2020	CANARA BANK SECURITIES PVT LTD	NSE	1INZ000279135	1 789.00	7 140.97
23-Apr-2020	CANARA BANK SECURITIES PVT LTD	NSE	1INZ000279135	35 000.00	1 02 536.00
05-Dec-2019	CANARA BANK SECURITIES PVT LTD	NSE	1INZ000279135	40 209.00	2 64 937.10
23-Oct-2020	CANARA BANK SECURITIES PVT LTD	NSE	1INZ000279135	50 000.00	1 92 100.00
26-Oct-2020	CANARA BANK SECURITIES PVT LTD	NSE	1INZ000279135	50 000.00	1 93 095.00
23-Jul-2020	CANARA BANK SECURITIES PVT LTD	NSE	1INZ000279135	80 025.00	3 19 427.79
04-Dec-2020	CANARA BANK SECURITIES PVT LTD	NSE	1INZ000279135	1 00 000.00	3 84 200.00
03-Dec-2020	CANARA BANK SECURITIES PVT LTD	NSE	1INZ000279135	1 50 000.00	5 47 605.00
<b>CANARA BANK SECURITIES PVT LTD TOTAL</b>				<b>5 07 023.00</b>	<b>20 11 041.86</b>
01-Nov-2018	DALAL & BROACHA STOCK BROKING PVT. LTD.	NSE	1INZ000210337	21 810.00	2 69 109.23
12-May-2020	DALAL & BROACHA STOCK BROKING PVT. LTD.	NSE	1INZ000210337	25 000.00	68 602.50
16-Jun-2020	DALAL & BROACHA STOCK BROKING PVT. LTD.	NSE	1INZ000210337	2 00 000.00	9 28 000.50
<b>DALAL &amp; BROACHA STOCK BROKING PVT. LTD. TOTAL</b>				<b>2 46 810.00</b>	<b>12 65 712.23</b>
11-May-2020	DARASHAW & COMPANY PVT. LTD.	NSE	1INZ000231438	27 876.00	80 174.17
04-Jun-2020	DARASHAW & COMPANY PVT. LTD.	NSE	1INZ000231438	50 000.00	1 64 650.00
<b>DARASHAW &amp; COMPANY PVT. LTD. TOTAL</b>				<b>77 876.00</b>	<b>2 44 824.17</b>



Handwritten initials or signature.

Date	Name of Broker	Exchange	SEBI Registration No.	Shares Sold	Amount
16-Oct-2018	DHANKI SECURITIES PVT. LTD.	NSE	11NZ000237338	1 000.00	11 973.90
21-Sep-2018	DHANKI SECURITIES PVT. LTD.	NSE	11NZ000237338	3 195.00	38 278.98
12-Sep-2018	DHANKI SECURITIES PVT. LTD.	BSE	11NZ000237338	4 005.00	48 019.95
18-Sep-2018	DHANKI SECURITIES PVT. LTD.	BSE	11NZ000237338	4 300.00	51 557.00
18-Sep-2018	DHANKI SECURITIES PVT. LTD.	NSE	11NZ000237338	14 902.00	1 78 435.06
14-Sep-2018	DHANKI SECURITIES PVT. LTD.	BSE	11NZ000237338	17 902.00	2 16 614.20
24-Jun-2020	DHANKI SECURITIES PVT. LTD.	BSE	11NZ000237338	50 000.00	3 09 445.00
17-Sep-2018	DHANKI SECURITIES PVT. LTD.	NSE	11NZ000237338	50 000.00	5 98 695.00
27-Apr-2020	DHANKI SECURITIES PVT. LTD.	NSE	11NZ000237338	50 000.00	1 59 655.00
27-May-2020	DHANKI SECURITIES PVT. LTD.	NSE	11NZ000237338	50 000.00	1 27 225.00
21-Jul-2020	DHANKI SECURITIES PVT. LTD.	NSE	11NZ000237338	58 531.00	2 37 811.46
11-Sep-2018	DHANKI SECURITIES PVT. LTD.	NSE	11NZ000237338	89 790.00	11 68 769.49
10-Sep-2018	DHANKI SECURITIES PVT. LTD.	NSE	11NZ000237338	91 563.00	12 36 860.47
24-Jun-2020	DHANKI SECURITIES PVT. LTD.	NSE	11NZ000237338	1 50 000.00	9 05 535.00
12-Sep-2018	DHANKI SECURITIES PVT. LTD.	NSE	11NZ000237338	2 46 617.00	30 37 951.51
14-Sep-2018	DHANKI SECURITIES PVT. LTD.	NSE	11NZ000237338	2 56 091.00	31 10 737.38
<b>DHANKI SECURITIES PVT. LTD. TOTAL</b>				<b>11 37 896.00</b>	<b>1 14 37 564.40</b>
14-May-2020	EAST INDIA SECURITIES LTD.	NSE	11NZ000190836	29 381.00	79 592.83
21-Oct-2020	EAST INDIA SECURITIES LTD.	NSE	11NZ000190836	30 025.00	1 13 846.28
22-Oct-2020	EAST INDIA SECURITIES LTD.	NSE	11NZ000190836	47 851.00	1 81 437.41
28-May-2020	EAST INDIA SECURITIES LTD.	NSE	11NZ000190836	50 000.00	1 28 469.33
<b>EAST INDIA SECURITIES LTD. TOTAL</b>				<b>1 57 257.00</b>	<b>5 03 345.85</b>
21-Apr-2020	GLOBE CAPITAL MARKET LTD.	NSE	11NZ000177137	1 420.00	4 251.05
21-Sep-2018	GLOBE CAPITAL MARKET LTD.	NSE	11NZ000177137	5 000.00	59 873.00
09-Nov-2018	GLOBE CAPITAL MARKET LTD.	NSE	11NZ000177137	14 165.00	1 69 620.21
19-Sep-2018	GLOBE CAPITAL MARKET LTD.	NSE	11NZ000177137	20 000.00	2 39 492.00
26-May-2020	GLOBE CAPITAL MARKET LTD.	NSE	11NZ000177137	30 000.00	77 088.00
30-Oct-2020	GLOBE CAPITAL MARKET LTD.	NSE	11NZ000177137	40 000.00	1 44 692.00
<b>GLOBE CAPITAL MARKET LTD. TOTAL</b>				<b>1 10 585.00</b>	<b>6 95 016.26</b>
29-May-2020	HDFC SECURITIES	NSE	11NZ000186937	50 000.00	1 39 699.00
05-Aug-2020	HDFC SECURITIES	NSE	11NZ000186937	50 000.00	1 65 895.00
<b>HDFC SECURITIES TOTAL</b>				<b>1 00 000.00</b>	<b>3 05 594.00</b>
13-May-2020	ICICI SECURITIES LTD.	NSE	11NZ000183631	31 850.00	88 985.71
<b>ICICI SECURITIES LTD. TOTAL</b>				<b>31 850.00</b>	<b>88 985.71</b>
23-Aug-2018	IDBI CAPITAL MARKETS & SECURITIES LTD.(EX-IDBI CAP MKT SER)	NSE	11NZ000007237	8 240.00	1 38 755.92
24-Aug-2018	IDBI CAPITAL MARKETS & SECURITIES LTD.(EX-IDBI CAP MKT SER)	NSE	11NZ000007237	21 508.00	3 61 242.04
27-Aug-2018	IDBI CAPITAL MARKETS & SECURITIES LTD.(EX-IDBI CAP MKT SER)	BSE	11NZ000007237	81.00	1 301.26
27-Aug-2018	IDBI CAPITAL MARKETS & SECURITIES LTD.(EX-IDBI CAP MKT SER)	NSE	11NZ000007237	27 177.00	4 36 178.23
28-Aug-2018	IDBI CAPITAL MARKETS & SECURITIES LTD.(EX-IDBI CAP MKT SER)	BSE	11NZ000007237	5 694.00	88 348.68
28-Aug-2018	IDBI CAPITAL MARKETS & SECURITIES LTD.(EX-IDBI CAP MKT SER)	NSE	11NZ000007237	34 492.00	5 34 978.30
29-Aug-2018	IDBI CAPITAL MARKETS & SECURITIES LTD.(EX-IDBI CAP MKT SER)	BSE	11NZ000007237	6 218.00	96 106.85
29-Aug-2018	IDBI CAPITAL MARKETS & SECURITIES LTD.(EX-IDBI CAP MKT SER)	NSE	11NZ000007237	19 370.00	2 99 766.04
30-Aug-2018	IDBI CAPITAL MARKETS & SECURITIES LTD.(EX-IDBI CAP MKT SER)	NSE	11NZ000007237	10 000.00	1 55 892.42
31-Aug-2018	IDBI CAPITAL MARKETS & SECURITIES LTD.(EX-IDBI CAP MKT SER)	BSE	11NZ000007237	6 875.00	1 08 113.80
31-Aug-2018	IDBI CAPITAL MARKETS & SECURITIES LTD.(EX-IDBI CAP MKT SER)	NSE	11NZ000007237	25 379.00	3 97 138.52
03-Sep-2018	IDBI CAPITAL MARKETS & SECURITIES LTD.(EX-IDBI CAP MKT SER)	BSE	11NZ000007237	16 937.00	2 69 725.24
04-Sep-2018	IDBI CAPITAL MARKETS & SECURITIES LTD.(EX-IDBI CAP MKT SER)	BSE	11NZ000007237	24 898.00	3 82 841.77
04-Sep-2018	IDBI CAPITAL MARKETS & SECURITIES LTD.(EX-IDBI CAP MKT SER)	NSE	11NZ000007237	33 742.00	5 15 103.61
05-Sep-2018	IDBI CAPITAL MARKETS & SECURITIES LTD.(EX-IDBI CAP MKT SER)	BSE	11NZ000007237	39 296.00	5 70 118.27
05-Sep-2018	IDBI CAPITAL MARKETS & SECURITIES LTD.(EX-IDBI CAP MKT SER)	NSE	11NZ000007237	96 573.00	14 07 913.52
06-Sep-2018	IDBI CAPITAL MARKETS & SECURITIES LTD.(EX-IDBI CAP MKT SER)	BSE	11NZ000007237	21 096.00	3 03 120.16
06-Sep-2018	IDBI CAPITAL MARKETS & SECURITIES LTD.(EX-IDBI CAP MKT SER)	NSE	11NZ000007237	36 100.00	5 18 108.80
07-Sep-2018	IDBI CAPITAL MARKETS & SECURITIES LTD.(EX-IDBI CAP MKT SER)	BSE	11NZ000007237	9 663.00	1 36 626.22
07-Sep-2018	IDBI CAPITAL MARKETS & SECURITIES LTD.(EX-IDBI CAP MKT SER)	NSE	11NZ000007237	40 180.00	5 62 328.09
10-Sep-2018	IDBI CAPITAL MARKETS & SECURITIES LTD.(EX-IDBI CAP MKT SER)	BSE	11NZ000007237	170.00	2 357.85
10-Sep-2018	IDBI CAPITAL MARKETS & SECURITIES LTD.(EX-IDBI CAP MKT SER)	NSE	11NZ000007237	1 514.00	20 998.73
11-Sep-2018	IDBI CAPITAL MARKETS & SECURITIES LTD.(EX-IDBI CAP MKT SER)	NSE	11NZ000007237	52 672.00	6 94 043.78
11-Sep-2018	IDBI CAPITAL MARKETS & SECURITIES LTD.(EX-IDBI CAP MKT SER)	BSE	11NZ000007237	55 000.00	7 00 818.88
12-Sep-2018	IDBI CAPITAL MARKETS & SECURITIES LTD.(EX-IDBI CAP MKT SER)	BSE	11NZ000007237	14 318.00	1 74 584.54
12-Sep-2018	IDBI CAPITAL MARKETS & SECURITIES LTD.(EX-IDBI CAP MKT SER)	NSE	11NZ000007237	50 597.00	6 15 377.32
14-Sep-2018	IDBI CAPITAL MARKETS & SECURITIES LTD.(EX-IDBI CAP MKT SER)	BSE	11NZ000007237	10 000.00	1 21 734.04
14-Sep-2018	IDBI CAPITAL MARKETS & SECURITIES LTD.(EX-IDBI CAP MKT SER)	NSE	11NZ000007237	12 440.00	1 51 929.94
17-Sep-2018	IDBI CAPITAL MARKETS & SECURITIES LTD.(EX-IDBI CAP MKT SER)	BSE	11NZ000007237	10 000.00	1 19 738.40
17-Sep-2018	IDBI CAPITAL MARKETS & SECURITIES LTD.(EX-IDBI CAP MKT SER)	NSE	11NZ000007237	23 000.00	2 75 398.32

Date	Name of Broker	Exchange	SEBI Registration No.	Shares Sold	Amount
18-Sep-2018	IDBI CAPITAL MARKETS & SECURITIES LTD.(EX-IDBI CAP MKT SER)	BSE	1INZ000007237	11 000.00	1 31 712.24
18-Sep-2018	IDBI CAPITAL MARKETS & SECURITIES LTD.(EX-IDBI CAP MKT SER)	NSE	1INZ000007237	11 000.00	1 31 712.24
19-Sep-2018	IDBI CAPITAL MARKETS & SECURITIES LTD.(EX-IDBI CAP MKT SER)	BSE	1INZ000007237	896.00	10 728.57
19-Sep-2018	IDBI CAPITAL MARKETS & SECURITIES LTD.(EX-IDBI CAP MKT SER)	NSE	1INZ000007237	7 087.00	84 858.61
09-Oct-2019	IDBI CAPITAL MARKETS & SECURITIES LTD.(EX-IDBI CAP MKT SER)	BSE	1INZ000007237	23 589.00	2 08 072.18
09-Oct-2019	IDBI CAPITAL MARKETS & SECURITIES LTD.(EX-IDBI CAP MKT SER)	NSE	1INZ000007237	26 645.00	2 38 731.88
02-Jan-2020	IDBI CAPITAL MARKETS & SECURITIES LTD.(EX-IDBI CAP MKT SER)	NSE	1INZ000007237	1 730.00	9 666.89
02-Jan-2020	IDBI CAPITAL MARKETS & SECURITIES LTD.(EX-IDBI CAP MKT SER)	BSE	1INZ000007237	5 000.00	27 440.05
06-Jan-2020	IDBI CAPITAL MARKETS & SECURITIES LTD.(EX-IDBI CAP MKT SER)	NSE	1INZ000007237	23 000.00	1 12 454.32
08-Apr-2020	IDBI CAPITAL MARKETS & SECURITIES LTD.(EX-IDBI CAP MKT SER)	NSE	1INZ000007237	10 000.00	23 446.78
09-Apr-2020	IDBI CAPITAL MARKETS & SECURITIES LTD.(EX-IDBI CAP MKT SER)	NSE	1INZ000007237	50 000.00	1 17 243.85
15-Jun-2020	IDBI CAPITAL MARKETS & SECURITIES LTD.(EX-IDBI CAP MKT SER)	NSE	1INZ000007237	50 000.00	2 22 014.95
22-Jun-2020	IDBI CAPITAL MARKETS & SECURITIES LTD.(EX-IDBI CAP MKT SER)	BSE	1INZ000007237	1 00 000.00	5 62 770.48
02-Jul-2020	IDBI CAPITAL MARKETS & SECURITIES LTD.(EX-IDBI CAP MKT SER)	NSE	1INZ000007237	50 000.00	2 27 004.05
06-Jul-2020	IDBI CAPITAL MARKETS & SECURITIES LTD.(EX-IDBI CAP MKT SER)	NSE	1INZ000007237	2 00 000.00	8 80 576.15
09-Jul-2020	IDBI CAPITAL MARKETS & SECURITIES LTD.(EX-IDBI CAP MKT SER)	NSE	1INZ000007237	2 00 000.00	8 58 125.20
10-Jul-2020	IDBI CAPITAL MARKETS & SECURITIES LTD.(EX-IDBI CAP MKT SER)	NSE	1INZ000007237	2 00 000.00	8 98 038.00
14-Jul-2020	IDBI CAPITAL MARKETS & SECURITIES LTD.(EX-IDBI CAP MKT SER)	NSE	1INZ000007237	2 00 000.00	9 22 763.98
16-Jul-2020	IDBI CAPITAL MARKETS & SECURITIES LTD.(EX-IDBI CAP MKT SER)	NSE	1INZ000007237	51 951.00	2 28 334.91
20-Jul-2020	IDBI CAPITAL MARKETS & SECURITIES LTD.(EX-IDBI CAP MKT SER)	NSE	1INZ000007237	1 00 000.00	4 00 125.82
22-Jul-2020	IDBI CAPITAL MARKETS & SECURITIES LTD.(EX-IDBI CAP MKT SER)	NSE	1INZ000007237	1 00 000.00	4 00 904.12
24-Jul-2020	IDBI CAPITAL MARKETS & SECURITIES LTD.(EX-IDBI CAP MKT SER)	BSE	1INZ000007237	1 00 000.00	3 99 128.00
28-Jul-2020	IDBI CAPITAL MARKETS & SECURITIES LTD.(EX-IDBI CAP MKT SER)	NSE	1INZ000007237	1 00 000.00	3 71 189.04
29-Jul-2020	IDBI CAPITAL MARKETS & SECURITIES LTD.(EX-IDBI CAP MKT SER)	NSE	1INZ000007237	1 00 000.00	3 79 181.58
30-Jul-2020	IDBI CAPITAL MARKETS & SECURITIES LTD.(EX-IDBI CAP MKT SER)	NSE	1INZ000007237	1 00 000.00	3 69 193.40
31-Jul-2020	IDBI CAPITAL MARKETS & SECURITIES LTD.(EX-IDBI CAP MKT SER)	NSE	1INZ000007237	67 292.00	2 41 723.10
03-Aug-2020	IDBI CAPITAL MARKETS & SECURITIES LTD.(EX-IDBI CAP MKT SER)	NSE	1INZ000007237	1 16 167.00	4 02 313.47
04-Aug-2020	IDBI CAPITAL MARKETS & SECURITIES LTD.(EX-IDBI CAP MKT SER)	NSE	1INZ000007237	37 883.00	1 28 521.42
11-Aug-2020	IDBI CAPITAL MARKETS & SECURITIES LTD.(EX-IDBI CAP MKT SER)	NSE	1INZ000007237	1 00 000.00	3 56 211.77
12-Aug-2020	IDBI CAPITAL MARKETS & SECURITIES LTD.(EX-IDBI CAP MKT SER)	NSE	1INZ000007237	1 00 000.00	3 49 237.00
13-Aug-2020	IDBI CAPITAL MARKETS & SECURITIES LTD.(EX-IDBI CAP MKT SER)	NSE	1INZ000007237	10 089.00	35 234.53
14-Aug-2020	IDBI CAPITAL MARKETS & SECURITIES LTD.(EX-IDBI CAP MKT SER)	NSE	1INZ000007237	1 00 000.00	3 39 258.80
17-Aug-2020	IDBI CAPITAL MARKETS & SECURITIES LTD.(EX-IDBI CAP MKT SER)	NSE	1INZ000007237	1 00 000.00	3 44 247.90
18-Aug-2020	IDBI CAPITAL MARKETS & SECURITIES LTD.(EX-IDBI CAP MKT SER)	NSE	1INZ000007237	1 00 000.00	3 49 237.00
19-Aug-2020	IDBI CAPITAL MARKETS & SECURITIES LTD.(EX-IDBI CAP MKT SER)	NSE	1INZ000007237	1 00 000.00	3 46 742.45
20-Aug-2020	IDBI CAPITAL MARKETS & SECURITIES LTD.(EX-IDBI CAP MKT SER)	NSE	1INZ000007237	1 00 000.00	3 51 731.55
21-Aug-2020	IDBI CAPITAL MARKETS & SECURITIES LTD.(EX-IDBI CAP MKT SER)	NSE	1INZ000007237	1 00 000.00	3 79 171.60
24-Aug-2020	IDBI CAPITAL MARKETS & SECURITIES LTD.(EX-IDBI CAP MKT SER)	NSE	1INZ000007237	1 00 000.00	3 94 138.90
25-Aug-2020	IDBI CAPITAL MARKETS & SECURITIES LTD.(EX-IDBI CAP MKT SER)	NSE	1INZ000007237	1 00 000.00	4 09 106.20
26-Aug-2020	IDBI CAPITAL MARKETS & SECURITIES LTD.(EX-IDBI CAP MKT SER)	NSE	1INZ000007237	1 00 000.00	4 29 062.60
27-Aug-2020	IDBI CAPITAL MARKETS & SECURITIES LTD.(EX-IDBI CAP MKT SER)	NSE	1INZ000007237	1 00 000.00	4 49 019.00
28-Aug-2020	IDBI CAPITAL MARKETS & SECURITIES LTD.(EX-IDBI CAP MKT SER)	NSE	1INZ000007237	1 00 000.00	4 68 975.40
31-Aug-2020	IDBI CAPITAL MARKETS & SECURITIES LTD.(EX-IDBI CAP MKT SER)	NSE	1INZ000007237	1 00 000.00	4 88 931.80
02-Sep-2020	IDBI CAPITAL MARKETS & SECURITIES LTD.(EX-IDBI CAP MKT SER)	NSE	1INZ000007237	44 103.00	1 80 428.11
04-Sep-2020	IDBI CAPITAL MARKETS & SECURITIES LTD.(EX-IDBI CAP MKT SER)	NSE	1INZ000007237	43 774.00	1 70 346.44
07-Sep-2020	IDBI CAPITAL MARKETS & SECURITIES LTD.(EX-IDBI CAP MKT SER)	NSE	1INZ000007237	1 00 000.00	3 89 149.80
08-Sep-2020	IDBI CAPITAL MARKETS & SECURITIES LTD.(EX-IDBI CAP MKT SER)	NSE	1INZ000007237	50 000.00	2 12 036.75
09-Sep-2020	IDBI CAPITAL MARKETS & SECURITIES LTD.(EX-IDBI CAP MKT SER)	NSE	1INZ000007237	34 210.00	1 51 902.63
11-Sep-2020	IDBI CAPITAL MARKETS & SECURITIES LTD.(EX-IDBI CAP MKT SER)	BSE	1INZ000007237	137.00	546.81
14-Sep-2020	IDBI CAPITAL MARKETS & SECURITIES LTD.(EX-IDBI CAP MKT SER)	BSE	1INZ000007237	11 621.00	46 382.67
17-Sep-2020	IDBI CAPITAL MARKETS & SECURITIES LTD.(EX-IDBI CAP MKT SER)	NSE	1INZ000007237	50 000.00	1 84 596.70
18-Sep-2020	IDBI CAPITAL MARKETS & SECURITIES LTD.(EX-IDBI CAP MKT SER)	NSE	1INZ000007237	25 000.00	92 298.35
21-Sep-2020	IDBI CAPITAL MARKETS & SECURITIES LTD.(EX-IDBI CAP MKT SER)	NSE	1INZ000007237	25 000.00	92 298.35
22-Sep-2020	IDBI CAPITAL MARKETS & SECURITIES LTD.(EX-IDBI CAP MKT SER)	NSE	1INZ000007237	25 000.00	87 309.25
23-Sep-2020	IDBI CAPITAL MARKETS & SECURITIES LTD.(EX-IDBI CAP MKT SER)	NSE	1INZ000007237	30 211.00	1 06 026.49
24-Sep-2020	IDBI CAPITAL MARKETS & SECURITIES LTD.(EX-IDBI CAP MKT SER)	NSE	1INZ000007237	55 583.00	1 89 402.16
25-Sep-2020	IDBI CAPITAL MARKETS & SECURITIES LTD.(EX-IDBI CAP MKT SER)	NSE	1INZ000007237	50 000.00	1 73 371.23
28-Sep-2020	IDBI CAPITAL MARKETS & SECURITIES LTD.(EX-IDBI CAP MKT SER)	NSE	1INZ000007237	50 000.00	1 75 865.78
30-Sep-2020	IDBI CAPITAL MARKETS & SECURITIES LTD.(EX-IDBI CAP MKT SER)	NSE	1INZ000007237	75 000.00	2 69 411.40
01-Oct-2020	IDBI CAPITAL MARKETS & SECURITIES LTD.(EX-IDBI CAP MKT SER)	NSE	1INZ000007237	50 000.00	1 89 585.80
05-Oct-2020	IDBI CAPITAL MARKETS & SECURITIES LTD.(EX-IDBI CAP MKT SER)	NSE	1INZ000007237	50 000.00	1 97 069.45
06-Oct-2020	IDBI CAPITAL MARKETS & SECURITIES LTD.(EX-IDBI CAP MKT SER)	NSE	1INZ000007237	50 000.00	2 04 553.10
07-Oct-2020	IDBI CAPITAL MARKETS & SECURITIES LTD.(EX-IDBI CAP MKT SER)	NSE	1INZ000007237	1 00 000.00	4 29 062.60
09-Oct-2020	IDBI CAPITAL MARKETS & SECURITIES LTD.(EX-IDBI CAP MKT SER)	NSE	1INZ000007237	97 095.00	3 93 433.54




Handwritten initials or signature in the bottom right corner of the page.



Date	Name of Broker	Exchange	SEBI Registration No.	Shares Sold	Amount
12-Oct-2020	IDBI CAPITAL MARKETS & SECURITIES LTD.(EX-IDBI CAP MKT SER)	NSE	11NZ000007237	50 000.00	2 02 058.55
13-Oct-2020	IDBI CAPITAL MARKETS & SECURITIES LTD.(EX-IDBI CAP MKT SER)	NSE	11NZ000007237	1 00 000.00	3 96 633.45
15-Oct-2020	IDBI CAPITAL MARKETS & SECURITIES LTD.(EX-IDBI CAP MKT SER)	NSE	11NZ000007237	50 000.00	1 94 574.90
16-Oct-2020	IDBI CAPITAL MARKETS & SECURITIES LTD.(EX-IDBI CAP MKT SER)	NSE	11NZ000007237	50 000.00	1 95 487.91
03-Sep-2018	IDBI CAPITAL MARKETS & SECURITIES LTD.(EX-IDBI CAP MKT SER)	NSE	11NZ000007237	2 76 770.00	43 63 930.04
<b>IDBI CAPITAL MARKETS &amp; SECURITIES LTD.(EX-IDBI CAP MKT SER) TOTAL</b>				<b>57 10 063.00</b>	<b>3 39 26 733.58</b>
08-May-2020	INDIA INFOLINE LTD.	NSE	11NZ000164132	50 000.00	1 47 240.00
<b>INDIA INFOLINE LTD. TOTAL</b>				<b>50 000.00</b>	<b>1 47 240.00</b>
15-Apr-2020	JOINDRE CAPITAL SERVICES LTD	NSE	11NZ000174034	25 000.00	69 847.50
17-Jun-2020	JOINDRE CAPITAL SERVICES LTD	NSE	11NZ000174034	1 00 000.00	4 83 950.00
12-Jun-2020	JOINDRE CAPITAL SERVICES LTD	NSE	11NZ000174034	2 00 000.00	8 13 240.00
<b>JOINDRE CAPITAL SERVICES LTD TOTAL</b>				<b>3 25 000.00</b>	<b>13 67 037.50</b>
27-Oct-2020	K R Choksey Shares & Securities Pvt Ltd	NSE	11NZ000181135	60 000.00	2 26 266.00
05-Jun-2020	K R Choksey Shares & Securities Pvt Ltd	NSE	11NZ000181135	1 00 000.00	3 44 250.00
21-Dec-2020	K R Choksey Shares & Securities Pvt Ltd	NSE	11NZ000181135	1 50 000.00	6 64 515.00
<b>K R Choksey Shares &amp; Securities Pvt Ltd TOTAL</b>				<b>3 10 000.00</b>	<b>12 35 031.00</b>
22-May-2020	MARWADI SHARES & FINANCE LTD.	NSE	11NZ000174730	25 000.00	66 107.50
24-Apr-2020	MARWADI SHARES & FINANCE LTD.	NSE	11NZ000174730	50 000.00	1 42 190.00
<b>MARWADI SHARES &amp; FINANCE LTD. TOTAL</b>				<b>75 000.00</b>	<b>2 08 297.50</b>
17-Jun-2020	MURALILAL SARAF	NSE	11NZ000258113	1 00 000.00	4 83 950.00
22-Jun-2020	MURALILAL SARAF	NSE	11NZ000258113	1 00 000.00	5 53 800.00
15-Jun-2020	MURALILAL SARAF	NSE	11NZ000258113	1 50 000.00	6 66 045.00
13-Jul-2020	MURALILAL SARAF	NSE	11NZ000258113	2 00 000.00	9 18 000.00
<b>MURALILAL SARAF TOTAL</b>				<b>5 50 000.00</b>	<b>26 21 795.00</b>
20-Oct-2020	Nalanda Securities Pvt. Ltd	NSE	11NZ000259139	30 791.00	1 14 713.75
<b>Nalanda Securities Pvt. Ltd TOTAL</b>				<b>30 791.00</b>	<b>1 14 713.75</b>
02-Nov-2018	PHILLIPCAPITAL (INDIA)PVT.LTD (EX-MF GLOBAL SIFY SEC IND)P L	BSE	11NZ000169632	4 215.00	50 495.70
02-Nov-2018	PHILLIPCAPITAL (INDIA)PVT.LTD (EX-MF GLOBAL SIFY SEC IND)P L	NSE	11NZ000169632	21 139.00	2 53 782.16
25-Jun-2020	PHILLIPCAPITAL (INDIA)PVT.LTD (EX-MF GLOBAL SIFY SEC IND)P L	NSE	11NZ000169632	83 136.00	4 77 017.74
<b>PHILLIPCAPITAL (INDIA)PVT.LTD (EX-MF GLOBAL SIFY SEC IND)P L TOTAL</b>				<b>1 08 490.00</b>	<b>7 81 295.60</b>
06-Nov-2018	PNR SECURITIES	NSE	11NZ000278532	1 375.00	16 464.12
16-Oct-2018	PNR SECURITIES	NSE	11NZ000278532	20 000.00	2 39 478.00
<b>PNR SECURITIES TOTAL</b>				<b>21 375.00</b>	<b>2 55 942.12</b>
25-Nov-2019	SHAREKHAN LTD	NSE	11NZ000171337	2 500.00	15 467.50
15-Nov-2019	SHAREKHAN LTD	NSE	11NZ000171337	2 853.00	18 790.43
23-Dec-2019	SHAREKHAN LTD	NSE	11NZ000171337	5 801.00	27 207.85
22-Nov-2019	SHAREKHAN LTD	NSE	11NZ000171337	8 144.00	49 574.16
29-Oct-2019	SHAREKHAN LTD	NSE	11NZ000171337	9 552.00	85 787.47
18-Nov-2019	SHAREKHAN LTD	NSE	11NZ000171337	10 000.00	61 870.00
20-Dec-2019	SHAREKHAN LTD	NSE	11NZ000171337	10 000.00	46 902.00
07-Nov-2019	SHAREKHAN LTD	NSE	11NZ000171337	10 929.00	77 433.06
12-Dec-2019	SHAREKHAN LTD	NSE	11NZ000171337	11 067.00	62 950.20
15-Oct-2019	SHAREKHAN LTD	NSE	11NZ000171337	11 640.00	92 924.45
10-Oct-2019	SHAREKHAN LTD	NSE	11NZ000171337	13 130.00	1 04 819.42
11-Nov-2019	SHAREKHAN LTD	NSE	11NZ000171337	15 000.00	1 01 785.50
21-Nov-2019	SHAREKHAN LTD	NSE	11NZ000171337	20 000.00	1 21 352.00
14-Oct-2019	SHAREKHAN LTD	NSE	11NZ000171337	20 291.00	1 61 987.11
31-Oct-2019	SHAREKHAN LTD	NSE	11NZ000171337	25 000.00	2 02 075.00
05-Nov-2019	SHAREKHAN LTD	NSE	11NZ000171337	26 074.00	1 94 165.26
20-Nov-2019	SHAREKHAN LTD	NSE	11NZ000171337	26 533.00	1 60 840.39
13-Nov-2019	SHAREKHAN LTD	NSE	11NZ000171337	30 000.00	2 06 430.00
13-Jan-2020	SHAREKHAN LTD	NSE	11NZ000171337	30 000.00	1 34 718.00
17-Dec-2019	SHAREKHAN LTD	NSE	11NZ000171337	37 319.00	1 80 847.88
16-Dec-2019	SHAREKHAN LTD	NSE	11NZ000171337	41 600.00	2 14 348.16
11-Oct-2019	SHAREKHAN LTD	NSE	11NZ000171337	41 664.00	3 32 612.04
30-Dec-2019	SHAREKHAN LTD	NSE	11NZ000171337	50 000.00	2 46 980.00
01-Nov-2019	SHAREKHAN LTD	NSE	11NZ000171337	50 282.00	3 86 371.92
13-Dec-2019	SHAREKHAN LTD	NSE	11NZ000171337	50 851.00	2 71 361.28
06-Nov-2019	SHAREKHAN LTD	NSE	11NZ000171337	54 790.00	3 90 208.90
18-Dec-2019	SHAREKHAN LTD	NSE	11NZ000171337	65 197.00	3 14 823.27
10-Jan-2020	SHAREKHAN LTD	NSE	11NZ000171337	67 896.00	3 28 745.64
04-Nov-2019	SHAREKHAN LTD	NSE	11NZ000171337	75 000.00	5 90 010.00
08-Nov-2019	SHAREKHAN LTD	NSE	11NZ000171337	75 000.00	5 26 395.00
27-Dec-2019	SHAREKHAN LTD	NSE	11NZ000171337	75 000.00	3 55 507.50

Date	Name of Broker	Exchange	SEBI Registration No.	Shares Sold	Amount
31-Dec-2019	SHAREKHAN LTD	NSE	1INZ000171337	75 000.00	3 85 440.00
01-Jan-2020	SHAREKHAN LTD	NSE	1INZ000171337	80 000.00	4 31 096.00
26-Dec-2019	SHAREKHAN LTD	NSE	1INZ000171337	1 00 000.00	4 48 810.00
02-Jun-2020	SHAREKHAN LTD	NSE	1INZ000171337	1 00 000.00	2 99 370.00
07-Jan-2020	SHAREKHAN LTD	NSE	1INZ000171337	1 04 200.00	4 91 334.26
08-Jan-2020	SHAREKHAN LTD	NSE	1INZ000171337	1 39 094.00	6 26 841.02
23-Dec-2020	SHAREKHAN LTD	NSE	1INZ000171337	1 50 000.00	6 68 865.00
22-Dec-2020	SHAREKHAN LTD	NSE	1INZ000171337	1 76 506.00	7 62 753.03
09-Jan-2020	SHAREKHAN LTD	NSE	1INZ000171337	2 00 000.00	9 32 280.00
18-Dec-2020	SHAREKHAN LTD	NSE	1INZ000171337	2 00 000.00	9 61 560.00
17-Dec-2020	SHAREKHAN LTD	NSE	1INZ000171337	3 86 348.00	20 62 248.35
16-Dec-2020	SHAREKHAN LTD	NSE	1INZ000171337	4 88 000.00	23 26 003.20
<b>SHAREKHAN LTD TOTAL</b>				<b>31 72 261.00</b>	<b>1 64 61 892.25</b>
22-Apr-2020	SHCIL SERVICES LTD	NSE	1INZ000199936	50 000.00	1 43 085.00
24-Oct-2019	SHCIL SERVICES LTD	NSE	1INZ000199936	65 377.00	6 58 346.39
23-Dec-2020	SHCIL SERVICES LTD	NSE	1INZ000199936	1 50 000.00	7 24 830.00
<b>SHCIL SERVICES LTD TOTAL</b>				<b>2 65 377.00</b>	<b>15 26 261.39</b>
30-Apr-2020	SMC GLOBAL SECURITIES LTD.	NSE	1INZ000199438	18 967.00	61 509.98
<b>SMC GLOBAL SECURITIES LTD. TOTAL</b>				<b>18 967.00</b>	<b>61 509.98</b>
26-Nov-2020	SPA SECURITIES LIMITED	NSE	1INZ000241036	30 000.00	1 03 293.00
27-Nov-2020	SPA SECURITIES LIMITED	NSE	1INZ000241036	30 000.00	1 04 790.00
24-Nov-2020	SPA SECURITIES LIMITED	NSE	1INZ000241036	31 191.00	1 10 316.33
27-Jul-2020	SPA SECURITIES LIMITED	NSE	1INZ000241036	40 854.00	1 57 108.14
20-Nov-2020	SPA SECURITIES LIMITED	NSE	1INZ000241036	42 623.00	1 46 755.25
25-Nov-2020	SPA SECURITIES LIMITED	NSE	1INZ000241036	60 000.00	2 05 164.00
01-Dec-2020	SPA SECURITIES LIMITED	NSE	1INZ000241036	60 000.00	2 10 576.00
02-Dec-2020	SPA SECURITIES LIMITED	NSE	1INZ000241036	60 000.00	2 10 522.00
23-Nov-2020	SPA SECURITIES LIMITED	NSE	1INZ000241036	1 00 000.00	3 44 740.00
08-Dec-2020	SPA SECURITIES LIMITED	NSE	1INZ000241036	1 75 000.00	7 38 080.00
10-Jun-2020	SPA SECURITIES LIMITED	NSE	1INZ000241036	2 00 000.00	7 78 440.00
07-Dec-2020	SPA SECURITIES LIMITED	NSE	1INZ000241036	2 75 000.00	11 61 930.00
<b>SPA SECURITIES LIMITED TOTAL</b>				<b>11 04 668.00</b>	<b>42 71 714.72</b>
01-Nov-2018	SUNIDHI SECURITIES & FINANCE LTD	NSE	1INZ000169235	50 000.00	6 14 125.00
29-Apr-2020	SUNIDHI SECURITIES & FINANCE LTD	NSE	1INZ000169235	50 000.00	1 72 125.00
15-Dec-2020	SUNIDHI SECURITIES & FINANCE LTD	NSE	1INZ000169235	70 000.00	2 96 905.00
10-Dec-2020	SUNIDHI SECURITIES & FINANCE LTD	NSE	1INZ000169235	1 45 000.00	5 84 814.00
11-Dec-2020	SUNIDHI SECURITIES & FINANCE LTD	NSE	1INZ000169235	1 50 000.00	6 15 255.00
14-Dec-2020	SUNIDHI SECURITIES & FINANCE LTD	NSE	1INZ000169235	2 00 000.00	8 58 500.00
<b>SUNIDHI SECURITIES &amp; FINANCE LTD TOTAL</b>				<b>6 65 000.00</b>	<b>31 41 724.00</b>
04-May-2020	SYKES & RAY EQUITIES (I) LTD.	NSE	1INZ000199833	10 000.00	32 430.00
07-Sep-2018	SYKES & RAY EQUITIES (I) LTD.	BSE	1INZ000199833	10 080.00	1 42 833.60
04-Dec-2019	SYKES & RAY EQUITIES (I) LTD.	NSE	1INZ000199833	16 624.00	1 13 026.58
03-Dec-2019	SYKES & RAY EQUITIES (I) LTD.	NSE	1INZ000199833	22 028.00	1 53 927.26
07-Sep-2018	SYKES & RAY EQUITIES (I) LTD.	NSE	1INZ000199833	26 618.00	3 77 488.50
15-May-2020	SYKES & RAY EQUITIES (I) LTD.	NSE	1INZ000199833	50 000.00	1 34 710.00
<b>SYKES &amp; RAY EQUITIES (I) LTD. TOTAL</b>				<b>1 35 350.00</b>	<b>9 54 415.94</b>
06-Nov-2020	TRUSTLINE SECURITIES LTD	NSE	1INZ000211534	34 022.00	1 19 815.27
11-Nov-2020	TRUSTLINE SECURITIES LTD	NSE	1INZ000211534	35 000.00	1 23 021.50
13-Nov-2020	TRUSTLINE SECURITIES LTD	NSE	1INZ000211534	35 000.00	1 20 984.50
17-Nov-2020	TRUSTLINE SECURITIES LTD	NSE	1INZ000211534	35 000.00	1 21 236.50
18-Nov-2020	TRUSTLINE SECURITIES LTD	NSE	1INZ000211534	35 000.00	1 22 615.50
09-Nov-2020	TRUSTLINE SECURITIES LTD	NSE	1INZ000211534	40 000.00	1 38 000.00
10-Nov-2020	TRUSTLINE SECURITIES LTD	NSE	1INZ000211534	40 000.00	1 39 772.00
12-Nov-2020	TRUSTLINE SECURITIES LTD	NSE	1INZ000211534	40 000.00	1 38 804.00
07-Aug-2020	TRUSTLINE SECURITIES LTD	NSE	1INZ000211534	50 000.00	1 70 880.00
19-Nov-2020	TRUSTLINE SECURITIES LTD	NSE	1INZ000211534	61 336.00	2 11 897.48
09-Dec-2020	TRUSTLINE SECURITIES LTD	NSE	1INZ000211534	1 25 000.00	5 21 662.50
<b>TRUSTLINE SECURITIES LTD TOTAL</b>				<b>5 30 358.00</b>	<b>19 28 589.25</b>
10-Feb-2020	VENTURA SECURITIES LTD.	NSE	1INZ000194736	500.00	1 995.65
21-Jan-2020	VENTURA SECURITIES LTD.	BSE	1INZ000194736	2 605.00	11 177.27
05-Feb-2020	VENTURA SECURITIES LTD.	NSE	1INZ000194736	4 160.00	16 803.07
20-Jan-2020	VENTURA SECURITIES LTD.	BSE	1INZ000194736	10 000.00	42 807.00
03-Feb-2020	VENTURA SECURITIES LTD.	NSE	1INZ000194736	11 628.00	46 573.63
20-Feb-2020	VENTURA SECURITIES LTD.	NSE	1INZ000194736	13 100.00	52 440.61



UAD



Date	Name of Broker	Exchange	SEBI Registration No.	Shares Sold	Amount
21-Jan-2020	VENTURA SECURITIES LTD.	NSE	1INZ000194736	14 000.00	60 069.80
14-Feb-2020	VENTURA SECURITIES LTD.	BSE	1INZ000194736	14 578.00	60 367.50
07-Feb-2020	VENTURA SECURITIES LTD.	NSE	1INZ000194736	19 177.00	77 643.84
23-Oct-2019	VENTURA SECURITIES LTD.	NSE	1INZ000194736	21 086.00	2 15 901.66
01-Feb-2020	VENTURA SECURITIES LTD.	NSE	1INZ000194736	21 912.00	93 218.03
22-Jan-2020	VENTURA SECURITIES LTD.	NSE	1INZ000194736	25 000.00	1 06 045.00
23-Jan-2020	VENTURA SECURITIES LTD.	NSE	1INZ000194736	25 000.00	1 06 512.50
24-Jan-2020	VENTURA SECURITIES LTD.	NSE	1INZ000194736	25 000.00	1 06 997.50
27-Jan-2020	VENTURA SECURITIES LTD.	NSE	1INZ000194736	25 000.00	1 07 950.00
29-Jan-2020	VENTURA SECURITIES LTD.	NSE	1INZ000194736	25 000.00	1 13 135.00
31-Jan-2020	VENTURA SECURITIES LTD.	NSE	1INZ000194736	25 000.00	1 06 937.50
17-Feb-2020	VENTURA SECURITIES LTD.	NSE	1INZ000194736	27 226.00	1 09 012.90
20-Jan-2020	VENTURA SECURITIES LTD.	NSE	1INZ000194736	30 000.00	1 28 511.00
04-Feb-2020	VENTURA SECURITIES LTD.	NSE	1INZ000194736	31 979.00	1 28 398.88
06-Feb-2020	VENTURA SECURITIES LTD.	NSE	1INZ000194736	40 000.00	1 62 068.00
30-Jan-2020	VENTURA SECURITIES LTD.	NSE	1INZ000194736	50 000.00	2 14 645.00
16-Apr-2020	VENTURA SECURITIES LTD.	NSE	1INZ000194736	50 000.00	1 52 170.00
20-May-2020	VENTURA SECURITIES LTD.	NSE	1INZ000194736	50 000.00	1 34 710.00
01-Jun-2020	VENTURA SECURITIES LTD.	NSE	1INZ000194736	50 000.00	1 44 685.00
08-Jun-2020	VENTURA SECURITIES LTD.	NSE	1INZ000194736	50 000.00	1 79 610.00
15-Jul-2020	VENTURA SECURITIES LTD.	NSE	1INZ000194736	84 547.00	3 79 632.94
28-Jan-2020	VENTURA SECURITIES LTD.	NSE	1INZ000194736	1 00 000.00	4 52 040.00
07-Jul-2020	VENTURA SECURITIES LTD.	NSE	1INZ000194736	1 00 000.00	3 96 640.00
10-Aug-2020	VENTURA SECURITIES LTD.	NSE	1INZ000194736	1 00 000.00	3 50 490.00
14-Feb-2020	VENTURA SECURITIES LTD.	NSE	1INZ000194736	1 39 722.00	5 68 808.27
08-Jul-2020	VENTURA SECURITIES LTD.	NSE	1INZ000194736	2 00 000.00	8 05 740.00
<b>VENTURA SECURITIES LTD. TOTAL</b>				<b>13 86 220.00</b>	<b>56 33 737.55</b>
14-Nov-2019	WALLFORT FINANCIAL SERVICES	NSE	1INZ000234739	14 995.00	1 00 420.01
<b>WALLFORT FINANCIAL SERVICES TOTAL</b>				<b>14 995.00</b>	<b>1 00 420.01</b>
14-Jan-2020	WAY2WEALTH BROKERS PVT LTD	BSE	1INZ000178638	100.00	449.02
17-Jan-2020	WAY2WEALTH BROKERS PVT LTD	BSE	1INZ000178638	5 357.00	22 664.40
25-Feb-2020	WAY2WEALTH BROKERS PVT LTD	NSE	1INB231150237	13 505.00	53 902.51
16-Jan-2020	WAY2WEALTH BROKERS PVT LTD	NSE	1INB231150237	25 000.00	1 09 995.00
14-Jan-2020	WAY2WEALTH BROKERS PVT LTD	NSE	1INB231150237	39 900.00	1 80 156.48
15-Jan-2020	WAY2WEALTH BROKERS PVT LTD	NSE	1INB231150237	40 400.00	1 82 341.36
17-Jan-2020	WAY2WEALTH BROKERS PVT LTD	NSE	1INB231150237	94 643.00	3 97 159.89
<b>WAY2WEALTH BROKERS PVT LTD TOTAL</b>				<b>2 18 905.00</b>	<b>9 46 668.66</b>
<b>GRAND TOTAL</b>				<b>1 94 94 676.00</b>	<b>10 47 86 874.35</b>

