



Date: 04th December, 2019

To,
The Manager
Corporate Relationship Department
BSE Limited
P J Towers, Dalal Street,
Mumbai-400001

Dear Sir/Madam,

Sub: Revised Financial Statement for the Half year ended 30th September, 2019

Dear Sir,

This is in reference to your email dated 03rd December, 2019 requesting to submit rectified Financial result for the half year ended 30th September, 2019.

We had inadvertently missed out in attaching the following documents:

1. Standalone Cash Flow statement for the half year ended 30th September, 2019;
2. Consolidated Cash Flow Statement for the half year ended 30th September, 2019.

Please find attached the revised financial results for your information and records.

Thanking You,

Yours Faithfully,
For Octaware Technologies Limited

Ankit Mehra
Company Secretary and Compliance Officer





Limited Review Report

To,
The Board of Directors
OCTAWARE TECHNOLOGIES LIMITED
Mumbai.

We have reviewed the accompanying statement of unaudited standalone financial results of OCTAWARE TECHNOLOGIES LIMITED ("the Company"), for the half year ended **30th September 2019** ("the statement"), being submitted by the company pursuant to the Regulation 33 of the SEBI (Listing Obligations and Disclosure Requirements) Regulations, 2015 as modified by Circular No.CIR/CFD/FAC/62/2016 dated 5th July,2016.

This statement which is the responsibility of the Company's Management and approved by the Board of Directors, has been prepared in accordance with the recognition and measurement principles laid down in the Accounting Standard 25 "Interim Financial Reporting' ,(AS 25"), prescribed under section 133 of the Companies Act, 2013 read with relevant rules issued there under and other accounting principles generally accepted in India. Our responsibility is to issue a report on these financial statements based on our review.

We conducted our review in accordance with the Standard on Review Engagement (SRE) 2410, "Review of Interim Financial information performed by Independent Auditor of Entity" issued by the Institute of Chartered Accountants of India. This standard requires that we plan and perform the review to obtain moderate assurance as to whether the financial statements are free of material misstatement. A review is limited primarily to inquiries of company personnel and analytical procedures applied to financial data and thus provide less assurance than an audit. We have not performed an audit and accordingly, we do not express an audit opinion.

Based on our review conducted as stated above, nothing has come to our attention that causes us to believe that the accompanying statement of unaudited financial results prepared in accordance with the aforesaid Accounting standards and other accounting principles generally accepted in India has not disclosed the information required to be disclosed in terms of regulation 33 of the SEBI (Listing Obligations and Disclosure Requirements) Regulations, 2015 as modified by Circular No.CIR/CFD/FAC/62/2016 dated 5th July,2016, including the manner in which it is to be disclosed, or that it contains any material misstatement.

For MVK Associates
Chartered Accountants
Firm Regn. No. 120222W

CA. R.P. Latha
Partner

M. No. 048195

UDIN:19048195AAAAAERS749

Place: Mumbai

Date : 14th November, 2019





MVK ASSOCIATES
CHARTERED ACCOUNTANTS

800, Sangita Ellipse, Sahakar Road,
Vile Parle (East), Mumbai - 400 057
Tel.: 022-4048 2500 • Fax : 022-4048 2525
E-mail : admin@mvkassociates.com
Website : www.mvkassociates.com

MVK/CERT/OTL/19-20/095

Limited Review Report

To,
The Board of Directors
OCTAWARE TECHNOLOGIES LIMITED
Mumbai

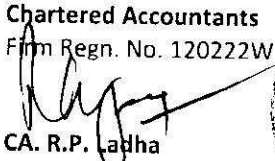
We have reviewed the accompanying statement of unaudited consolidated financial results of OCTAWARE TECHNOLOGIES LIMITED ("the Company"), for the half year ended **30th September 2019** ("the statement"), being submitted by the company pursuant to the Regulation 33 of the SEBI (Listing Obligations and Disclosure Requirements) Regulations, 2015 as modified by Circular No.CIR/CFD/FAC/62/2016 dated 5th July,2016.

This statement which is the responsibility of the Company's Management and approved by the Board of Directors, has been prepared in accordance with the recognition and measurement principles laid down in the Accounting Standard 25 "Interim Financial Reporting' (AS 25)", prescribed under section 133 of the Companies Act, 2013 read with relevant rules issued there under and other accounting principles generally accepted in India. Our responsibility is to issue a report on these financial statements based on our review.

We conducted our review in accordance with the Standard on Review Engagement (SRE) 2410, "Review of Interim Financial information performed by Independent Auditor of Entity" issued by the Institute of Chartered Accountants of India. This standard requires that we plan and perform the review to obtain moderate assurance as to whether the financial statements are free of material misstatement. A review is limited primarily to inquiries of company personnel and analytical procedures applied to financial data and thus provide less assurance than an audit. We have not performed an audit and accordingly, we do not express an audit opinion.

Based on our review conducted as stated above, nothing has come to our attention that causes us to believe that the accompanying statement of unaudited financial results prepared in accordance with the aforesaid Accounting standards and other accounting principles generally accepted in India has not disclosed the information required to be disclosed in terms of regulation 33 of the SEBI (Listing Obligations and Disclosure Requirements) Regulations, 2015 as modified by Circular No.CIR/CFD/FAC/62/2016 dated 5th July,2016, including the manner in which it is to be disclosed, or that it contains any material misstatement.

For MVK Associates
Chartered Accountants
Firm Regn. No. 120222W


CA. R.P. Ladha
Partner

M. No. 048195
UDIN:19048195AAAAES3973



Place: Mumbai
Date : 14th November, 2019

Branch Office : 310/312, Pride Purple Square, Kalewadi Phata, Wakad, Pune - 411 057 • Tel.: 020-6791 6565

**Statement of Standalone Unaudited Results for the Half Year ended 30.09.2019**

	Particulars	(Rs. In Lakhs.)			
		Half Year Ended		Year Ended	
		30.09.2019	30.09.2018	31.03.2019	31.03.2018
		Unaudited	Unaudited	Audited	Audited
I	Revenue from operations	87.62	184.5	265.28	91.53
II	Other Income	(1.15)		11.49	0.01
III	Total Revenue (I+II)	86.47	184.49	276.77	91.54
IV	Expenses				
	(a) Cost of materials consumed	0.28	92.2	92.77	9.36
	(b) Purchases of stock-in-trade				
	(c) Changes in inventories of finished goods, work-in-progress and stock-in-trade				
	(d) Employee benefits expense	56.87	42.39	98.08	13.65
	(e) Finance Costs				
	(f) Depreciation and amortisation expense	3.74	7.51	10.99	9.60
	(g) Other expenses	25.31	14.18	53.78	42.55
	Total Expenses	86.22	156.28	255.62	75.16
V	Profit / (Loss) before exceptional and extraordinary items and tax (III-IV)	0.25	28.21	21.15	16.38
VI	Exceptional items				
VII	Profit / (Loss) before extraordinary items and tax (V-VI)	0.25	28.21	21.15	16.38
VIII	Extraordinary Items				
IX	Profit before tax (VII-VIII)	0.25	28.21	21.15	16.38
X	Tax Expenses				
	(a) Current Tax	-	7.85	10.65	3.60
	(b) Deferred Tax	-		-1.47	-0.79
XI	Profit / (Loss) for the period from continuing operations (IX-X)	0.25	20.36	11.98	13.57
XII	Profit/ (Loss) from discontinuing operations				
XIII	Tax Expenses of discontinuing operations				
XIV	Profit/ (Loss) from discontinuing operations (after tax) (XII-XIII)				



XV	Profit/ (Loss) for the period (XI+XIV)	0.25	20.36	11.98	13.57
XVI	i. Earning per share(before extraordinary items) (of Rs 10 each) (not annualised)				
	(a) Basic	0.01	0.66	0.33	0.38
	(b) Diluted	0.01	0.66	0.33	0.38
	ii. Earning per share(after extraordinary items) (of Rs 10 each) (not annualised)				
	(a) Basic	0.01	0.66	0.33	0.38
	(b) Diluted	0.01	0.66	0.33	0.38



Standalone Statement of Assets and Liabilities for the half year ended 30th September, 2019


Standalone Statement of Assets and Liabilities		(Rs. In Lakhs)			
		Half year Ended		Year Ended	
		30.09.2019	30.09.2018	31.03.2019	31.03.2018
		Unaudited	Unaudited	Audited	Audited
I	EQUITY AND LIABILITIES				
1	Shareholders' funds				
	(a) Share capital	359.06	359.06	359.06	359.06
	(b) Reserves and surplus	628.43	636.56	628.18	616.20
	(c) Money received against share warrants				
	Sub-total-Shareholders' funds	987.49	995.62	987.24	975.26
2	Share application money pending allotment				
3	Non-current liabilities				
	(a) Long-term Borrowings				
	(b) Deferred tax liabilities (net)				
	(c) Other long-term liabilities				
	(d) Long-term provisions				
	Sub-total-Non-Current liabilities				
4	Current liabilities				
	(a) Short-term borrowings				
	(b) Trade payables				
	-Micro, Small and Medium Enterprises				
	-Others	11.43	8.58	0.55	6.46
	(c) Other current liabilities	11.33	17.26	22.65	14.29
	(d) Short-term provisions	11.78	51.45	1.68	
	Sub total-current liabilities	34.54	77.29	24.88	20.75
	TOTAL-EQUITY AND LIABILITIES	1022.03	1072.91	1012.12	996.01
II	ASSETS				
1	Non-current assets				
	(a) Fixed assets				
	(i) Tangible assets	23.90	30.82	27.64	31.65
	(ii) Intangible assets	0.31	0.31	0.31	0.31
	(iii) Capital Work-in-progress				
	(iv) Intangible assets under development	130.76	98.54	116.46	86.18
	(b) Non-Current investments	549.11	549.11	549.10	549.10
	(c) Deferred tax assets (net)	4.58	3.10	4.58	3.10
	(d) Long-term loans and advances	-	8.60	0.61	8.60
	(e) Other non-Current assets				
	Sub-total-Non-Current assets	708.66	690.48	698.71	678.94
2	Current assets				

(a) Current investments		235.77		210.53
(b) Inventories				-
(c) Trade receivables	185.09		203.51	-
(d) Cash and cash equivalents	23.82	21.00	22.83	26.99
(e) Short-term loans and advances	104.46	125.66	87.06	79.55
(f) Other current assets				-
Sub-total-current assets	313.37	382.43	313.40	317.07
TOTAL ASSETS	1022.03	1072.91	1012.12	996.01

Notes:

- 1 The above results as reviewed by the audit committee, have been approved at the meeting of the board of directors of the company held on 14th November, 2019. The statutory auditors have carried out Limited Review of the above financial results.
- 2 The company has primary segment and there are no separate reporting segments in terms of Accounting Standard 17.
- 3 Corresponding previous periods figures have been regrouped/reclassified wherever necessary.
- 4 Income Tax for earlier year has been added to Current Tax.

For Octaware Technologies
Limited



Mohammed Aslam Khan
Managing Director
DIN:00016438

Date: 14-11-2019

Place: Mumbai

**Standalone Cash Flow statement for the Half year ended 30th September, 2019**

Particulars	(Rs. In Lakhs.)	
	Half year ended	Year Ended
	30.09.2019	31.03.2019
	Unaudited	Audited
<u>CASH FLOW FROM OPERATING ACTIVITIES</u>		
Profit before taxation	0.25	21.16
<u>Adjustments for items:-</u>		
Depreciation	3.74	10.99
Foreign Currency Exchange Gain	-	(10.90)
<u>Working Capital Changes:</u>		
(Increase)/ Decrease in Other current liabilities	(11.32)	1.89
(Increase)/ Decrease in Short Term Provisions	10.10	(8.97)
(Increase)/ Decrease in Trade and other payables	10.88	0.55
(Increase)/ Decrease in Trade Receivables	18.42	17.92
(Increase)/ Decrease in Short Term Loans and advances	(17.40)	(7.52)
Cash Generated from operations	14.68	25.12
Income Tax paid	-	-
Net cash flow from operating activities (A)	14.68	25.12
<u>CASH FLOW FROM INVESTING ACTIVITIES</u>		
Purchase of Fixed assets	(14.30)	(37.27)
Purchase of Investment	-	-
(Increase) / Decrease in Long Term Loans and Advances	0.61	7.99
Cash used/ Generated for investing activities (B)	(13.69)	(29.28)
<u>CASH FLOW FROM FINANCING ACTIVITIES</u>		
Proceeds from issue of equity shares	-	-
Preliminary Expense for issue of share capital	-	-
Net cash flow from financing activities (C)	-	-
Net cash flow during the year (A+B+C)	0.98	(4.16)
Cash and cash equivalents at the beginning of the year	22.83	26.99
Cash and cash equivalents at end	23.82	22.83



**Statement of Consolidated Unaudited Results for the Half Year ended 30.09.2019**

Particulars		(Rs. In Lakhs.)			
		Half year ended		Year ended	Year ended
		30.09.2019	30.09.2018	31.03.2019	31.03.2018
		Unaudited	Unaudited	Audited	Audited
I	Revenue from operations	555.72	579.27	1076.97	1,135.04
II	Other Income	3.08	6.97	18.16	-5.74
III	Total Revenue (I+II)	558.80	586.24	1095.13	1,129.30
IV	Expenses				
	(a) Cost of materials consumed	143.67	187.7	92.77	9.36
	(b) Purchases of stock-in-trade				-
	(c) Changes in inventories of finished goods, work-in-progress and stock-in-trade				-
	(d) Employee benefits expense	231.43	235.91	291.98	267.18
	(e) Finance Costs				-
	(f) Depreciation and amortisation expense	8.57	22.31	25.34	34.86
	(g) Other expenses	122.49	119.73	594.56	573.04
	Total Expenses	506.16	565.65	1004.65	884.44
V	Profit / (Loss) before exceptional and extraordinary items and tax (III-IV)	52.64	20.59	90.48	244.86
VI	Exceptional items				-
VII	Profit / (Loss) before extraordinary items and tax (V-VI)	52.64	20.59	90.48	244.86
VIII	Extraordinary Items				-
IX	Profit before tax (VII-VIII)	52.64	20.59	90.48	244.86
X	Tax Expenses				
	(a) Current Tax	-	8.35	34.20	8.16
	(b) Deferred Tax	-		-2.34	-1.91
XI	Profit / (Loss) for the period from continuing operations (IX-X)	52.64	12.24	58.62	238.61
XII	Profit/ (Loss) from discontinuing operations				
XIII	Tax Expenses of discontinuing operations				



XIV	Profit/ (Loss) from discontinuing operations (after tax) (XII-XIII)				
XV	Profit/ (Loss) before minority interest	52.64	12.24	58.62	238.61
	Share of profit/loss of associates				
	Minority interest	(0.11)	0.31	0.94	0.78
XVI	Net profit (loss) for the period	52.75	11.93	57.68	237.83
XVII	i. Earning per share(before extraordinary items) (of Rs 10 each) (not annualised)				
	(a) Basic	1.47	0.4	1.63	6.65
	(b) Diluted	1.47	0.4	1.63	6.65
	ii. Earning per share(after extraordinary items) (of Rs 10 each) (not annualised)				
	(a) Basic	1.47	0.4	1.63	6.65
	(b) Diluted	1.47	0.4	1.63	6.65



Statement of Consolidated Unaudited Results for the Half Year ended 30.09.2019

(Rs. In Lakhs)					
	Particulars	Half year Ended			Year Ended
		30.09.2019	30.09.2018	31.03.2019	31.03.2018
		Unaudited	Unaudited	Audited	Audited
I	EQUITY AND LIABILITIES				
1	Shareholders' funds				
	(a) Share capital	359.06	359.06	359.05	359.06
	(b) Reserves and surplus	1383.40	1308.71	1325.29	1,233.60
	(c) Money received against share warrants				
	Sub-total-Shareholders' funds	1742.45	1,667.77	1684.34	1,592.66
2	Share application money pending allotment				
3	Minority Interest	3.51	2.99	3.62	2.68
4	Non-current liabilities				
	(a) Long-term Borrowings				
	(b) Deferred tax liabilities (net)				
	(c) Other long-term liabilities				
	(d) Long-term provisions				
	Sub-total-Non-Current liabilities				-
5	Current liabilities				
	(a) Short-term borrowings				
	(b) Trade payables				
	-Micro, Small and Medium Enterprises				
	-Others	19.43	11.16	9.90	6.46
	(c) Other current liabilities	87.26	72.82	72.61	75.10
	(d) Short-term provisions	101.01	116.06	8.85	22.06
	Sub total-current liabilities	200.70	200.04	91.46	103.62
	TOTAL-EQUITY AND LIABILITIES	1953.66	1,870.80	1779.43	1,698.96
II	ASSETS				
1	Non-current assets				
	(a) Fixed assets				
	(i) Tangible assets	339.22	345.57	343.99	356.82
	(ii) Intangible assets	0.31	0.31	0.31	0.31
	(iii) Capital Work-in-progress				-
	(iv) Intangible assets under development	460.58	329.2	402.29	248.73
	(b) Non-Current investments	5.00	7.44	7.58	7.44
	(c) Deferred tax assets (net)	6.27	3.93	6.26	3.93
	(d) Long-term loans and advances	6.06	12.92	1.64	10.98
	(e) Other non-Current assets				-
	Sub-total-Non-Current assets	817.43	699.37	762.09	628.21




2	Current assets				
	(a) Current investments				-
	(b) Inventories				-
	(c) Trade receivables	608.96	609.53	525.51	570.30
	(d) Cash and cash equivalents	171.98	155.73	246.34	327.69
	(e) Short-term loans and advances	355.29	406.17	245.48	172.76
	(f) Other current assets				
	Sub-total-current assets	1136.23	1171.43	1017.33	1,070.75
	TOTAL ASSETS	1953.66	1870.80	1779.43	1,698.96

Notes:

1. The above results as reviewed by the audit committee, have been approved at the meeting of the board of directors of the company held on 14th November, 2019. The statutory auditors have carried out Limited Review of the above financial results.
2. The company has primary segment and there are no separate reporting segments in terms of Accounting Standard 17.
3. Corresponding previous periods figures have been regrouped/reclassified wherever necessary.
4. In Current Tax, Adjustment for Income tax in respect of earlier years (Net) has been added and MAT credit entitlement has been deducted.

For Octaware Technologies
Limited



Mohammed Aslam Khan
Managing Director
DIN:00016438



Date: 14-11-2018
Place: Mumbai

**Consolidated Cash Flow Statement for the Half year ended 30th September, 2019**

(Rs. In Lakhs)

Particulars	Half year ended	Year Ended
	30.09.2019	31.03.2019
	Unaudited	Audited
<u>CASH FLOW FROM OPERATING ACTIVITIES</u>		
Profit before taxation	52.64	90.49
<u>Adjustments for items:-</u>		
Depreciation	8.57	25.34
Foreign Currency Exchange Gain	(1.30)	16.97
Reversal of Foreign Exchange and Intercompany Profits	7.80	34.01
Provision for Employee Benefit	-	1.33
Share in income from Associate	0.14	(0.14)
<u>Working Capital Changes:</u>		
(Increase)/ Decrease in Other current liabilities	14.64	(2.48)
(Increase)/ Decrease in Short Term Provisions	92.16	(44.88)
(Increase)/ Decrease in Trade Payables	9.44	(3.53)
(Increase)/ Decrease in Trade Receivables	(82.15)	27.82
(Increase)/ Decrease in Short Term Loans and advances	(99.91)	(76.59)
Cash Generated from operations	2.03	75.40
Income Tax paid	(9.90)	-
Net cash flow from operating activities (A)	(7.87)	75.40
<u>CASH FLOW FROM INVESTING ACTIVITIES</u>		
Purchase of Fixed assets	(62.08)	(166.07)
(Increase) / Decrease in Long Term Loans and Advances	(4.41)	9.33
Cash used/ Generated for investing activities (B)	(66.50)	(156.75)
<u>CASH FLOW FROM FINANCING ACTIVITIES</u>		
Proceeds from issue of equity shares	-	-
Preliminary Expense for issue of share capital	-	-
Net cash flow from financing activities (C)	-	-
Net cash flow during the year (A+B+C)	(74.37)	(81.35)
Cash and cash equivalents at the beginning of the year	246.34	327.69
Cash and cash equivalents at end of period	171.98	246.34

