



Ports and
Logistics

Ref No: APSEZL/SECT/2021-22/71

August 23, 2021

BSE Limited
Floor 25, P J Towers,
Dalal Street,
Mumbai – 400 001

Scrip Code: 532921

National Stock Exchange of India Limited
Exchange Plaza,
Bandra Kurla Complex,
Bandra (E), Mumbai – 400 051

Scrip Code: ADANI PORTS

Sub: Intimation of Analysts / Institutional Investor Meeting

Dear Sir,

Pursuant to Regulation 30 of the SEBI (Listing Obligations and Disclosure Requirements) Regulations, 2015, the detail of engagement with Analysts/ Institutional Investors with the Company is as under:

Date of Meeting	Type of meeting	Mode
25.08.2021	Non-deal roadshow (Singapore)	Video Conference /Audio Call

Note: Dates are subject to changes due to exigencies on the part of investors/company.

The Investors presentation to be deliberated at the Conference/ Investor engagement is enclosed herewith and also being upload on our website.

Kindly take the same on your record.

Thanking you,

Yours faithfully,

For Adani Ports and Special Economic Zone Limited

Kamlesh Bhagia
Company Secretary



Encl: a/a

Adani Ports and Special Economic Zone Ltd
Adani Corporate House, Shantigram,
Nr. Vaishno Devi Circle, S. G. Highway,
Khodiyar, Ahmedabad - 382421
Gujarat, India
CIN: L63090GJ1998PLC034182

Tel +91 79 2656 5555
Fax +91 79 2555 5500
info@adani.com
www.adaniports.com

adani

Ports and
Logistics

Adani Ports and SEZ Limited

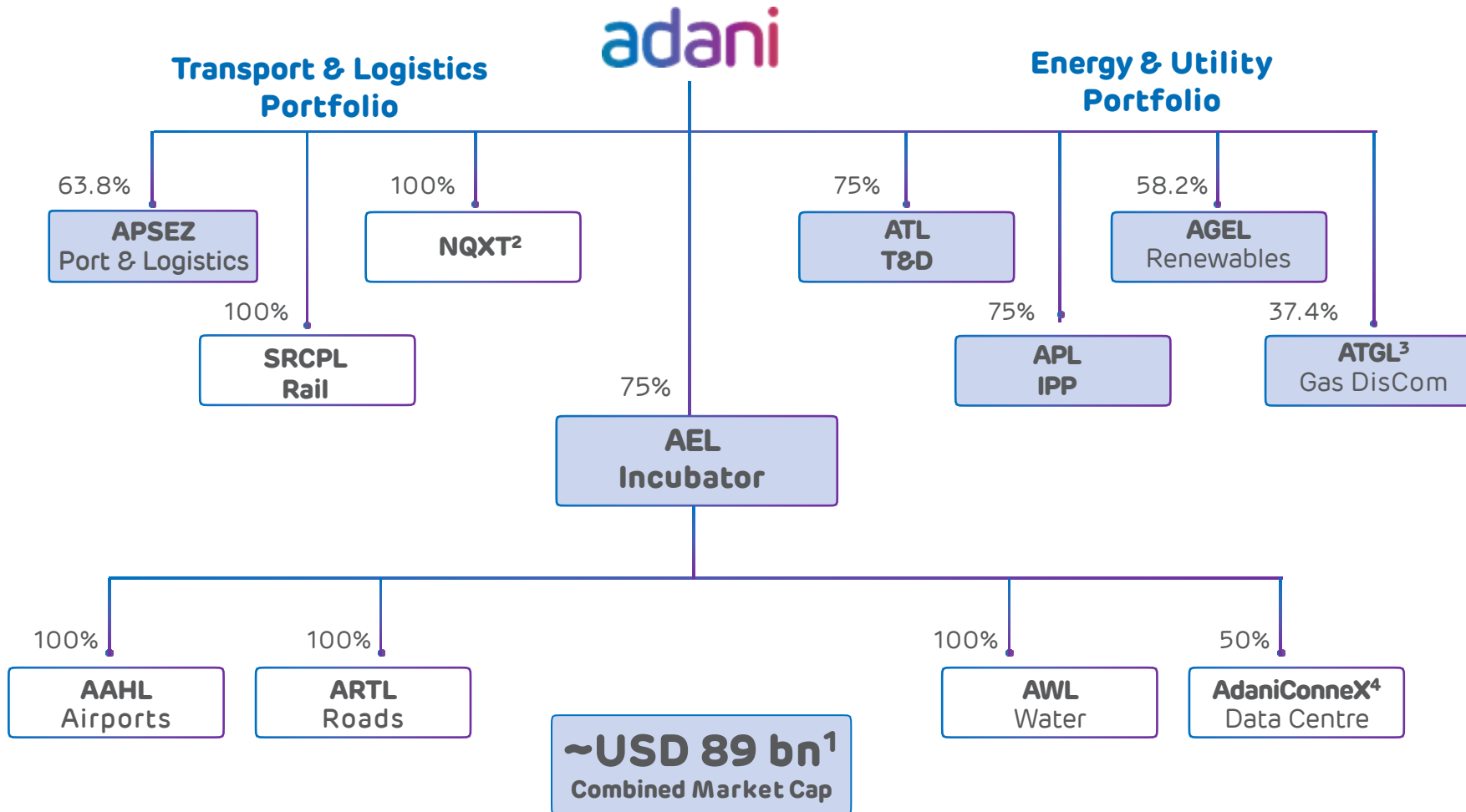
Investor Presentation

August 2021

Contents

- **A** • Group Profile
- **B** • Company Profile
- **C** • Growth Journey of APSEZ
- **D** • Opportunity embedded in Integrated logistics
- **E** • Capital Management and Investment Thesis
- **F** • Annexure

Adani Group: A world class infrastructure & utility portfolio



Adani

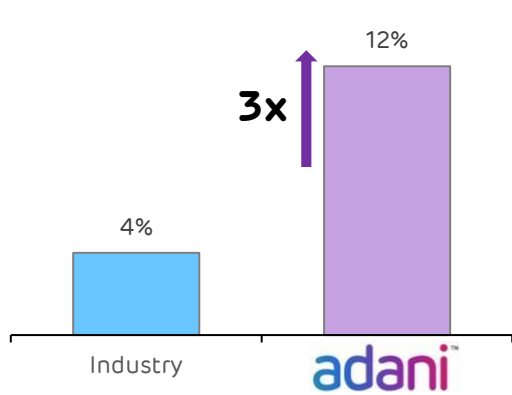
- **Marked shift from B2B to B2C businesses –**
- **ATGL** – Gas distribution network to serve key geographies across India
- **AEML** – Electricity distribution network that powers the financial capital of India
- **Adani Airports** – To operate, manage and develop eight airports in the country
- **Locked in Growth –**
- Transport & Logistics - Airports and Roads
- Energy & Utility – Water and Data Centre

Opportunity identification, development and beneficiation is intrinsic to diversification and growth of the group.

1. As on July 30th, 2021, USD/INR – 74.4 | Note - Percentages denote promoter holding and Light blue color represent public traded listed verticals
2. NQXT – North Queensland Export Terminal | 3. ATGL – Adani Total Gas Ltd, JV with Total Energies | 4. Data center, JV with EdgeConnex

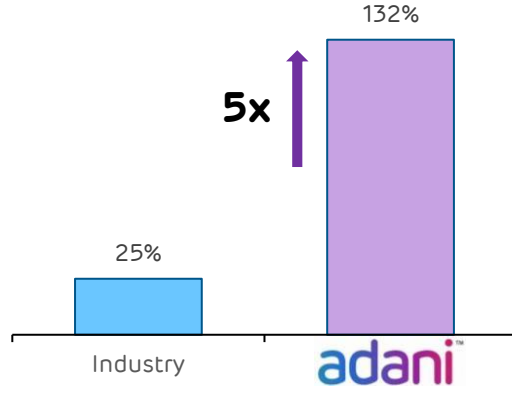
Adani Group: Decades long track record of industry best growth rates across sectors

Port Cargo Throughput (MMT)



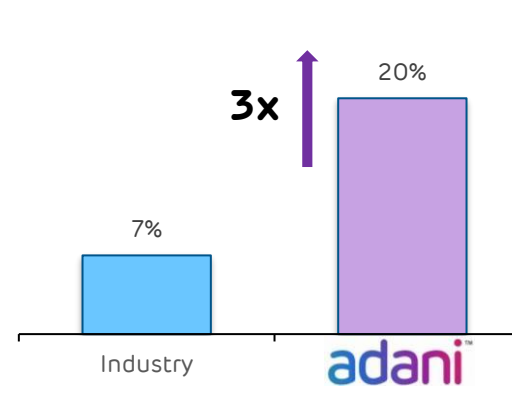
2014	972 MMT	113 MMT
2021	1,246 MMT	247 MMT

Renewable Capacity (GW)



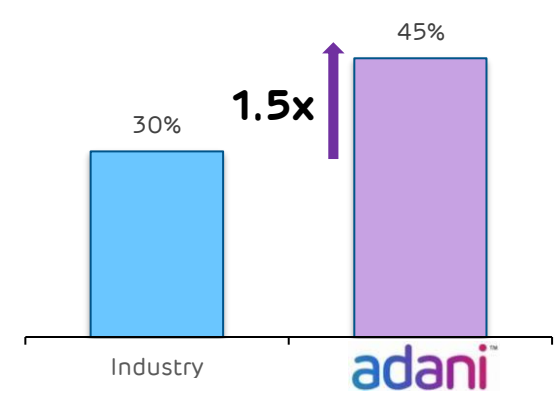
2016	46 GW	0.3 GW
2021	140 GW ⁹	19.3 GW ⁶

Transmission Network (ckm)




2016	320,000 ckm	6,950 ckm
2021	441,821 ckm	18,801 ckm

CGD⁷ (GAs⁸ covered)



2015	62 GAs	6 GAs
2021	228 GAs	38 GAs



APSEZ

Highest Margin among Peers globally
EBITDA margin: 70%^{1,2}
 Next best peer margin: 55%



AGEL

World's largest developer
EBITDA margin: 91%^{1,4}
 Among the best in Industry



ATL

Highest availability among Peers
EBITDA margin: 92%^{1,3,5}
 Next best peer margin: 89%



ATGL

India's Largest private CGD business
EBITDA margin: 41%¹
 Among the best in industry





Transformative model driving scale, growth and free cashflow

Note: 1 Data for FY21; 2 Margin for ports business only, Excludes forex gains/losses; 3 EBITDA = PBT + Depreciation + Net Finance Costs – Other Income; 4 EBITDA Margin represents EBITDA earned from power supply 5. Operating EBITDA margin of transmission business only, does not include distribution business. 6. Contracted & awarded capacity 7. CGD – City Gas distribution 8. GAs - Geographical Areas - Including JV | Industry data is from market intelligence 9. This includes 17GW of renewable capacity where PPA has been signed and the capacity is under various stages of implementation and 29GW of capacity where PPA is yet to be signed'


Adani Group: Repeatable, robust & proven transformative model of investment



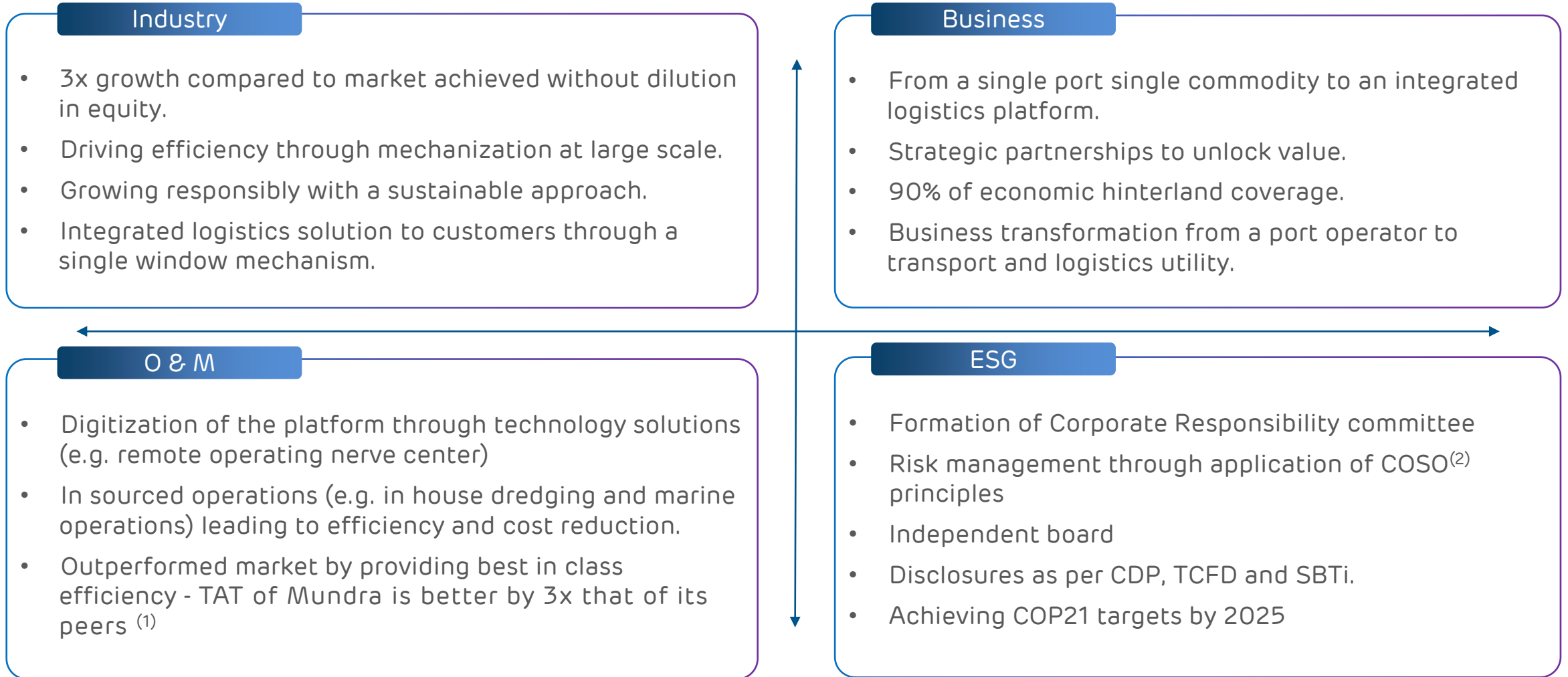
	Origination	Site Development	Construction	Operation	Capital Mgmt
Activity	<ul style="list-style-type: none"> Analysis & market intelligence Viability analysis Strategic value 	<ul style="list-style-type: none"> Site acquisition Concessions & regulatory agreements Investment case development 	<ul style="list-style-type: none"> Engineering & design Sourcing & quality levels Equity & debt funding at project 	<ul style="list-style-type: none"> Life cycle O&M planning Asset Management plan 	<ul style="list-style-type: none"> Redesigning capital structure of assets Operational phase funding consistent with asset life

	Phase	Development	Construction	Operation	Post Operations
Performance	<p>India's Largest Commercial Port (at Mundra)</p> <p>▼</p> <p>Highest Margin among Peers</p> 	<p>Longest Private HVDC Line in Asia (Mundra - Mohindergarh)</p> <p>▼</p> <p>Highest line availability</p> 	<p>648 MW Ultra Mega Solar Power Plant (at Kamuthi, TamilNadu)</p> <p>▼</p> <p>Constructed and Commissioned in nine months</p> 	<p>Energy Network Operation Center (ENOC)</p> <p>▼</p> <p>Centralized continuous monitoring of plants across India on a single cloud based platform</p> 	<p>Revolving project finance facility of \$1.35Bn at AGEL – fully funded project pipeline</p> <p>First ever GMTN¹ of USD 2bn by an energy utility player in India's – an SLB² in line with COP26 goals at AEML</p> <p>Issuance of 20 & 10 year dual tranche bond of USD 750 mn - APSEZ the only infrastructure company to do so</p>

Debt structure moving from PSU's banks to Bonds



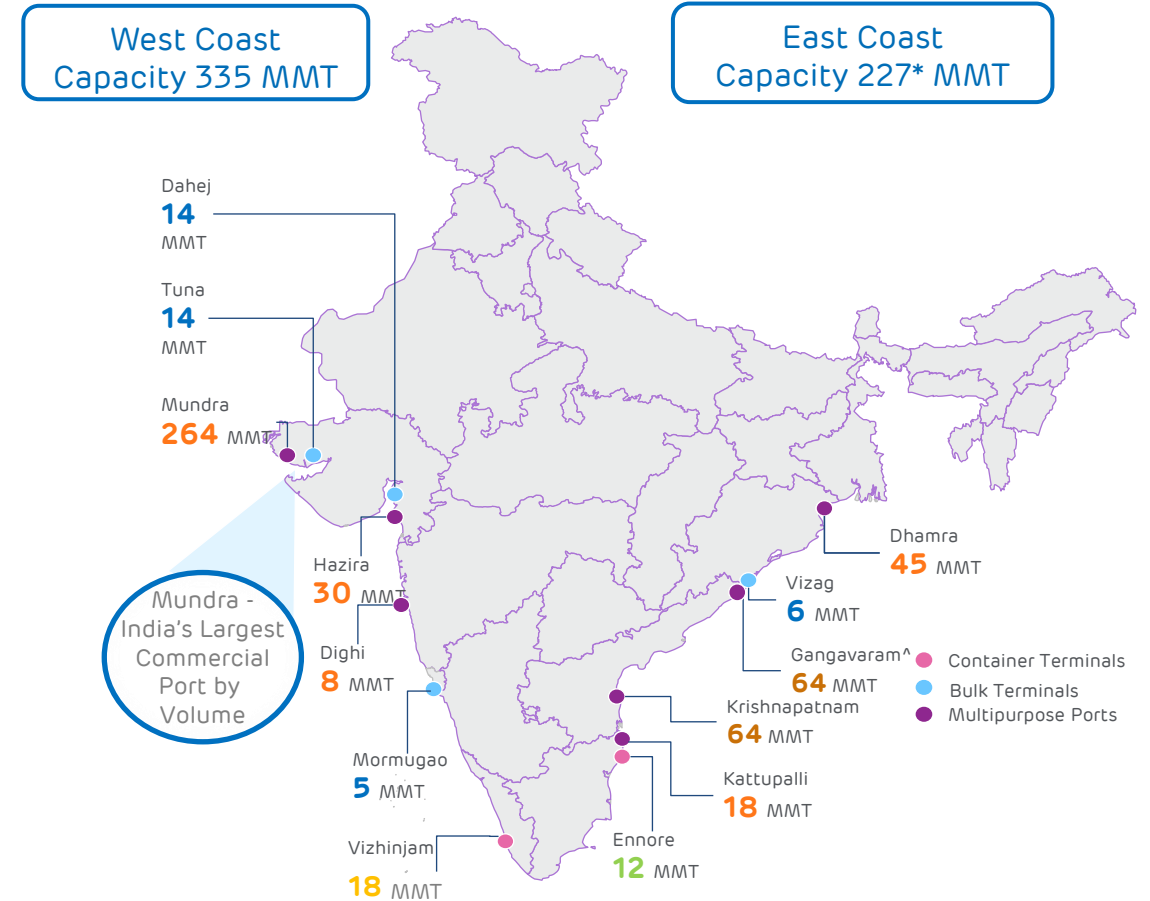
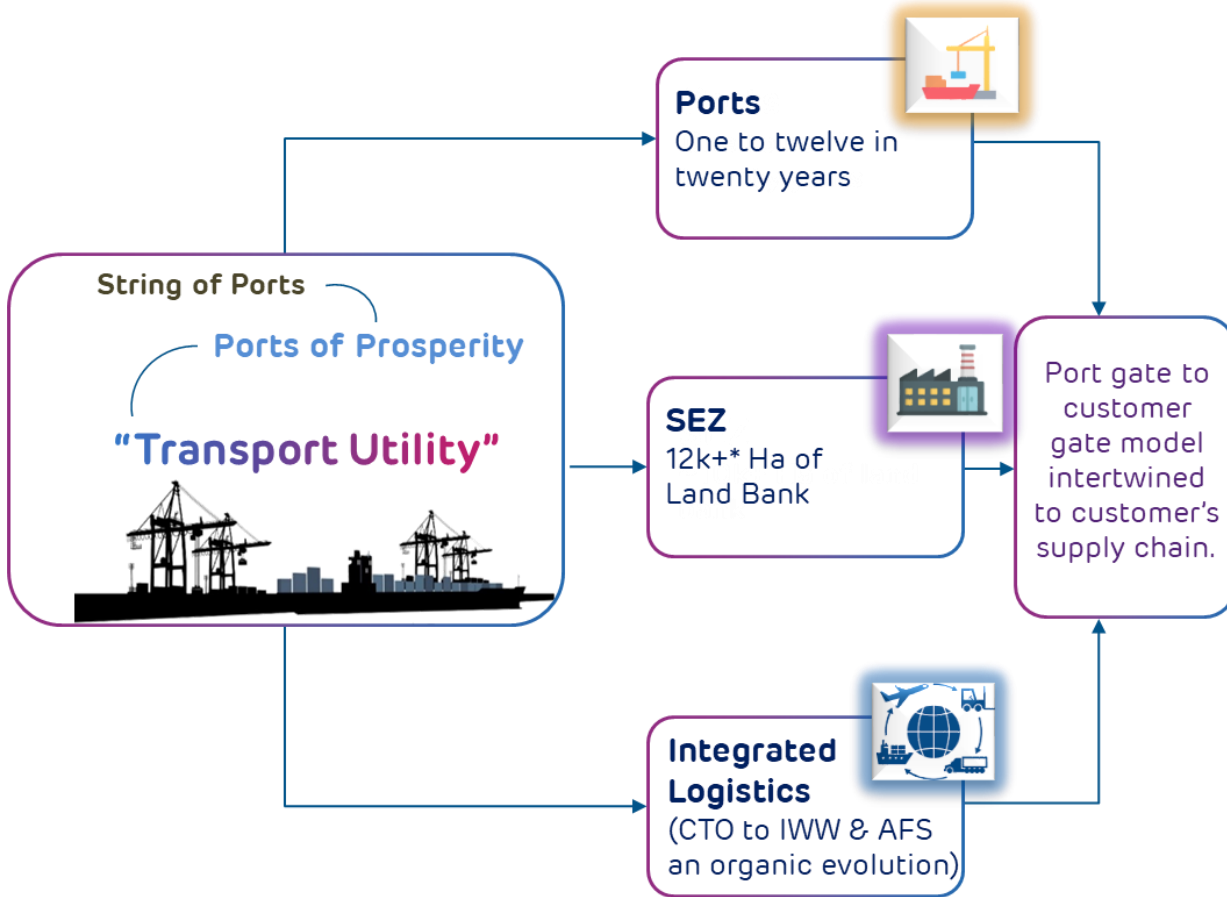
APSEZ : Transformational journey



Double digit CAGR in cargo volume in last ten years and 36% CAGR of non Mundra ports in last seven years

(1) Average Turnaround Time (TAT) for Mundra is 0.46 days in FY21 vs 1.95 days for Major Ports in FY19 | (2) COSO – Committee of sponsoring organizations

APSEZ : A transport utility with string of ports and integrated logistics network

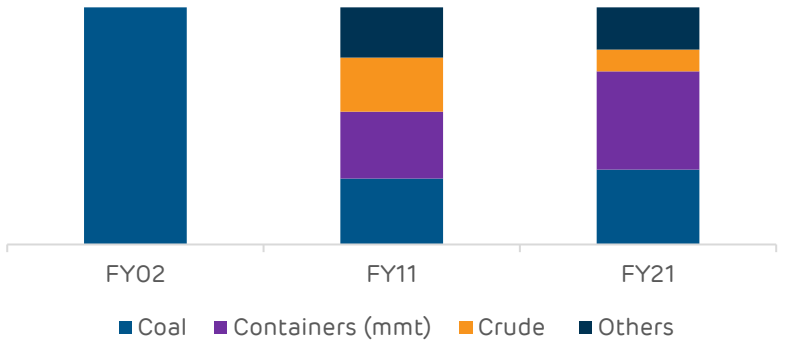


An integrated approach through Ports, SEZ and Logistics enables presence across value chain

Grown from a single port to Twelve Ports ~560 MMT of augmented capacity to handle all types of cargo.

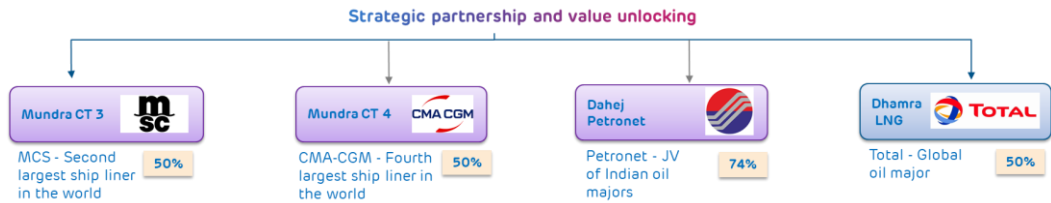
APSEZ : Our Strategy led to dominant market leadership

Cargo Diversification

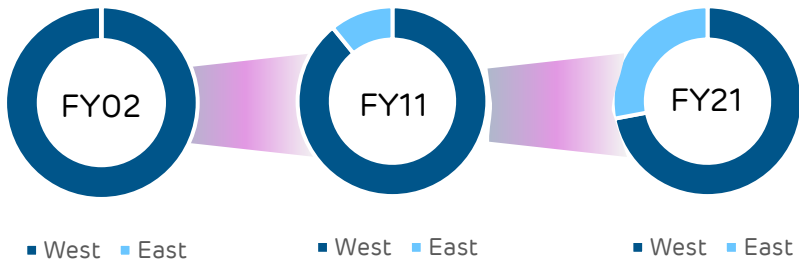
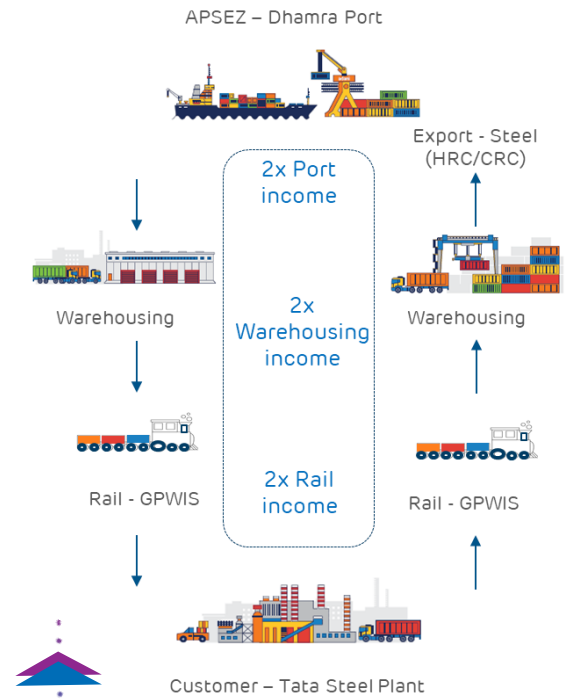


APSEZ's pillars of strategy

Strategic Partnerships



Integrated logistics

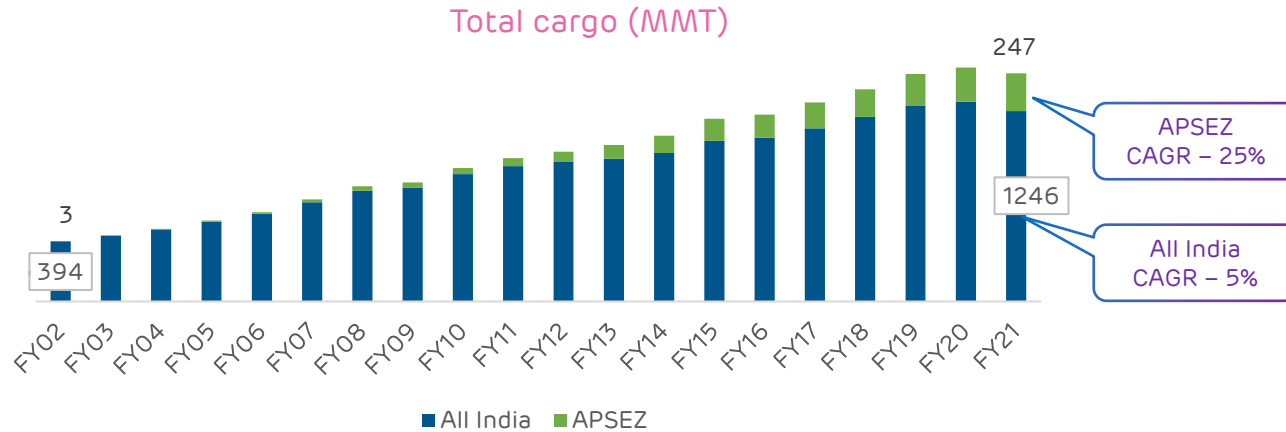


East Coast West Coast parity

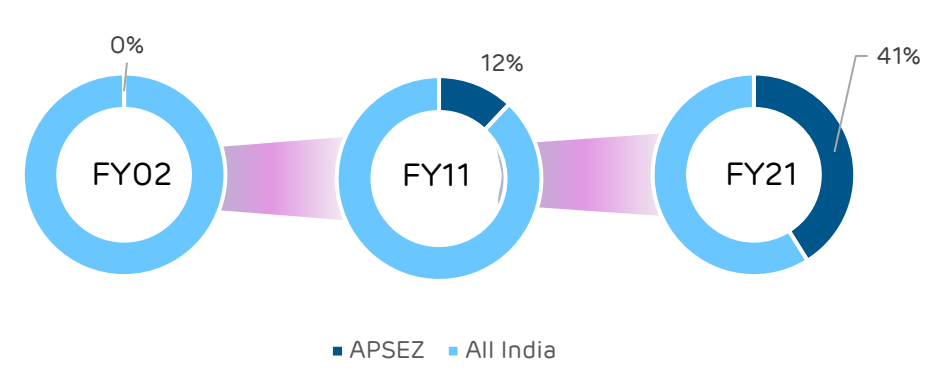
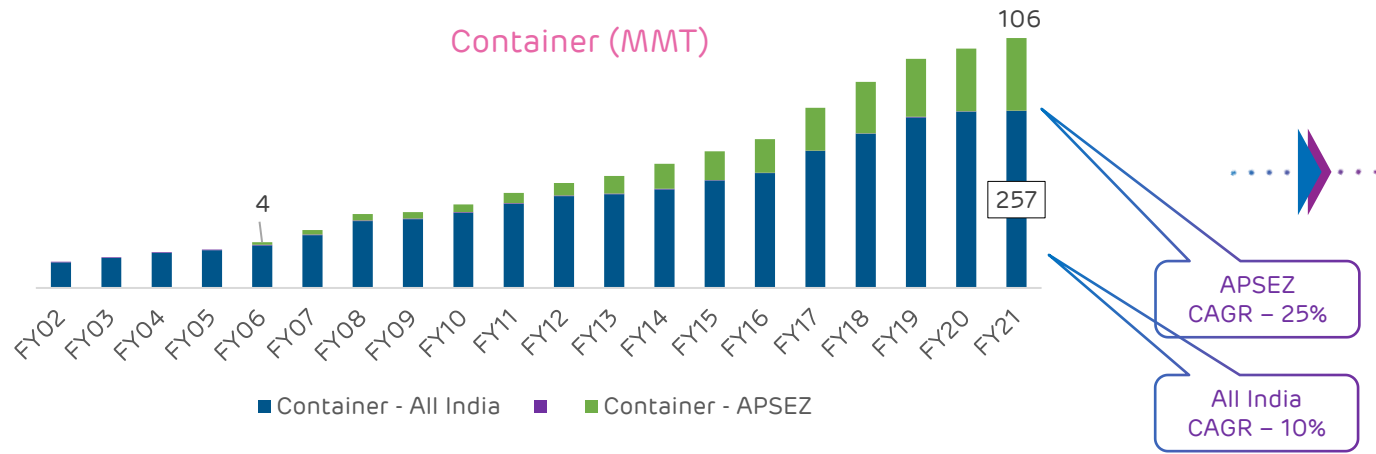
Ensured resilience and stickiness of cargo

Growth journey in past two decades

APSEZ : Consistent outperformance leading to gain in market share

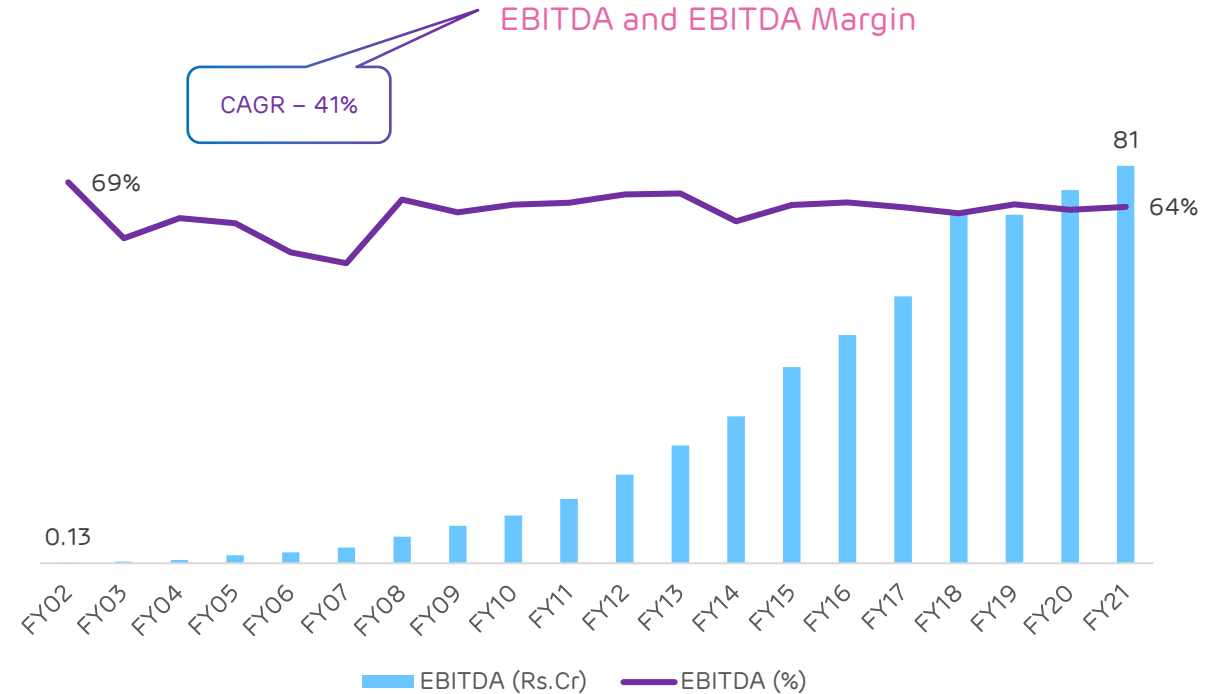
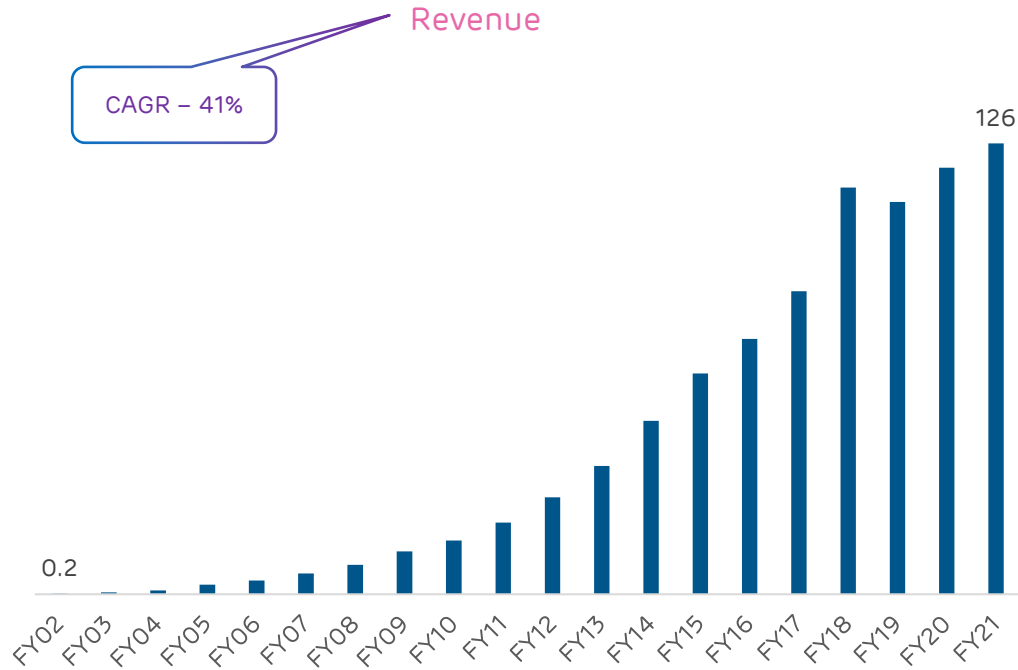


- Geographical diversification and parity in coasts led to reduction in concentration risk and higher growth.
- Cargo diversification led to de-risking of cargo portfolio from commodity volatility and ensure resilience in growth.
- Container segment growing faster than other cargo segment.
- We have also diversified to new age cargos like LNG and LPG adding to our cargo basket.



APSEZ : Revenue and EBITDA growth reflect robust cargo growth

(In INR Bn)



- Customer centric services, strategic partnership, geographical and cargo diversification allows to increase revenue consistently.
- Integrated business model aids in capturing higher share of customer's wallet resulting in 41% growth in revenue.
- Handling higher realization products help achieve growth in revenue.

- Operational parameters benchmarked to international standards that allows EBITDA growth in line with revenue
- Focus on cost allows us to deploy resources optimally and save precious dollars.
- Adoption of technology and automation of operations allowed efficiency improvement and boost margins.

APSEZ : Medium term outlook

Business

- Expanding capacity in east and southern ports to capture hinterland growth in the areas.
- Working towards east coast west coast parity
- Continue diversification of cargo base with an ability to handle all types of cargoes, thus resulting in higher capacity utilization and improving market share

Strategy

- Going regional to build on our network strength
- Focus on providing single window service to ring-fence port cargo & improve customer stickiness
- Expanding logistics business by providing Integrated logistics solutions to the customers – Port to door and door to Port.

Finance

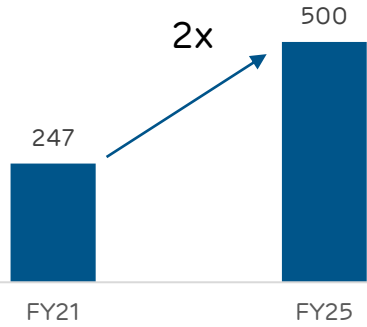
- To maintain Investment grade rating.
- Operational excellence & sweating of assets to improve Port EBIDTA margin 73% by FY25
- Incremental revenue & resultant EBIDTA will ensure higher conversion of free cash flows of 85% by FY25
- Future ROCE to be in excess of 20%+ by FY25

To be among the top 10 Port Operators in the world in next five years

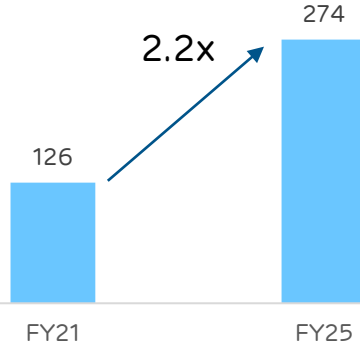
APSEZ : FY25

(In INR Bn)

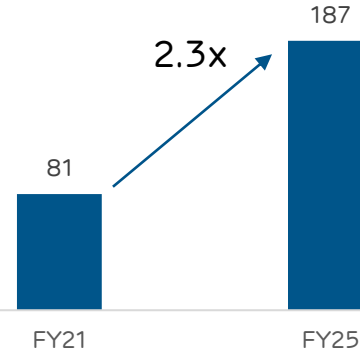
Cargo Volume (MMT)



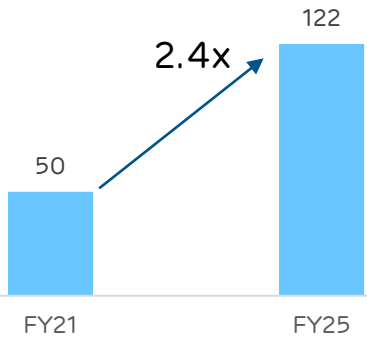
Revenue



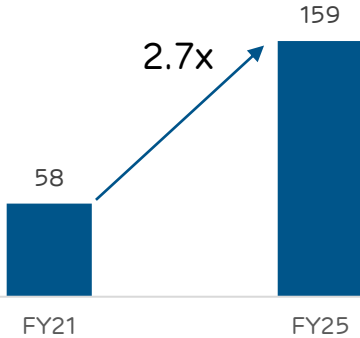
EBITDA



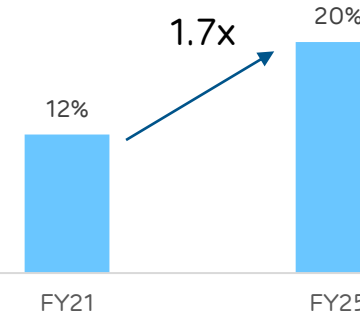
PAT



FCF



ROCE

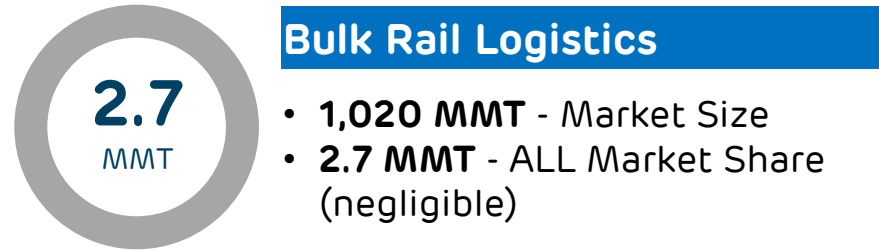
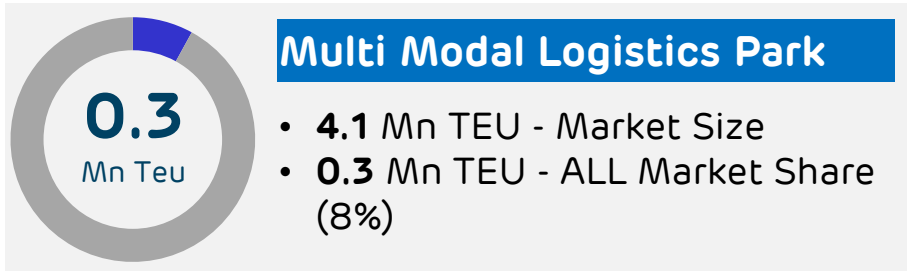
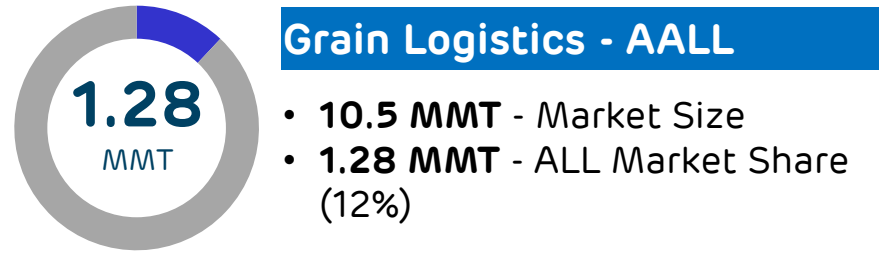
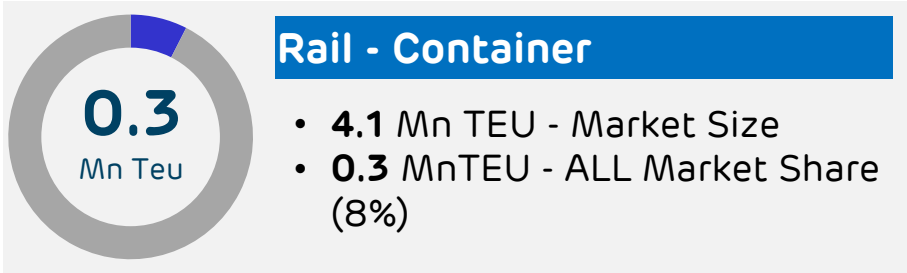


- Our business will grow as a transport utility in next five years
- This period to witness Multiple times growth
- EPS growth to mirror PAT growth and will **grow 2.3 times to ~Rs.60/share**
- Our focus on free cash generation and return to stakeholders to amplify in line with our operational performance

APSEZ will distribute approximately **Rs.10,000 - 12,000 Cr** as dividends in next five years

Opportunity embedded in Integrated Logistics

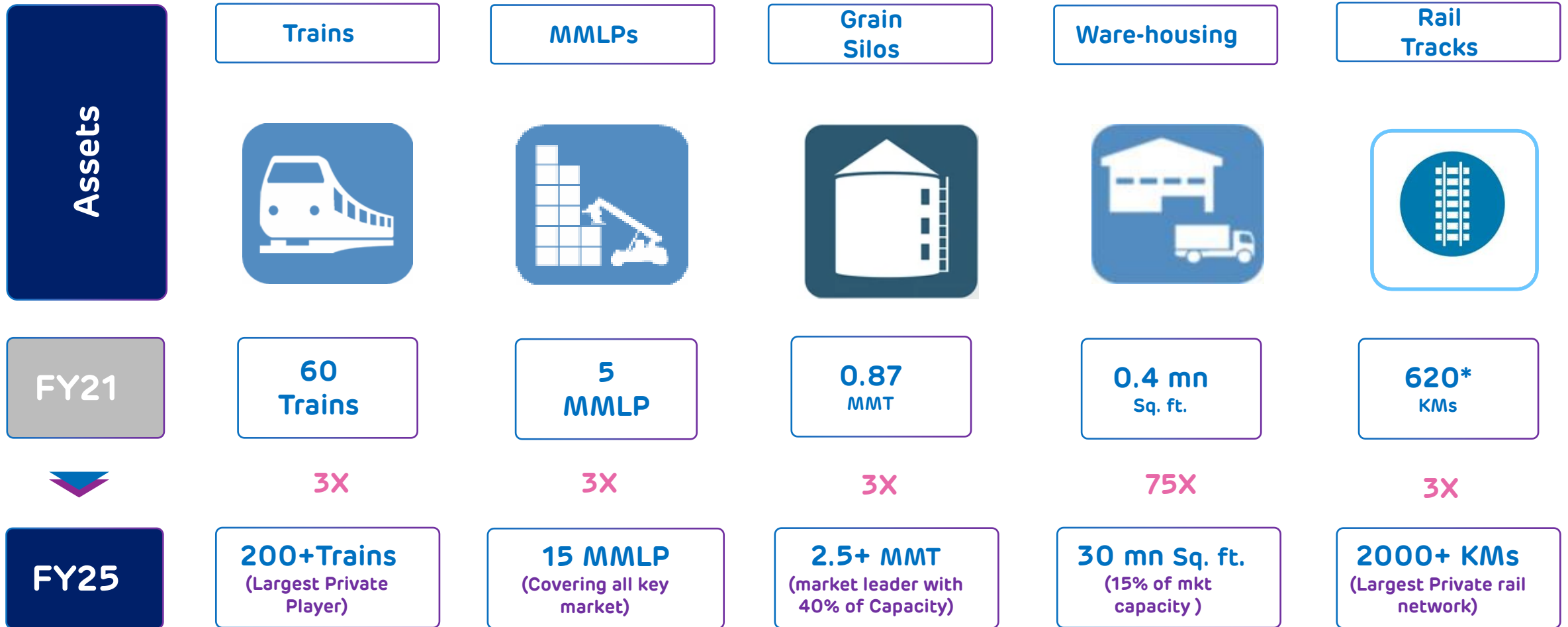
APSEZ : Ample headroom for growth in expanding Infrastructure footprint



- Market Expected to grow at healthy 12% growth
- Government focus on logistics sector and policy formulation to further bring efficiencies and opportunities
- Infrastructure push to further propel the growth prospects
- Vast scope of growth through consolidation of regional and small-scale players

India's Logistics market is very fragmented, thus providing opportunity for consolidation

APSEZ : Integrated logistics to provide growth impetus & bring customers to ports gate



Logistics business to emerge as key value driver, to grow multi-fold with more than 30% CAGR by FY26

APSEZ ESG Framework



Guiding Principles

- United Nations Global Compact
- Sustainable Development Goals
- SBTi

Disclosure Standards

- TCFD
- GRI Standards
- CDP disclosure

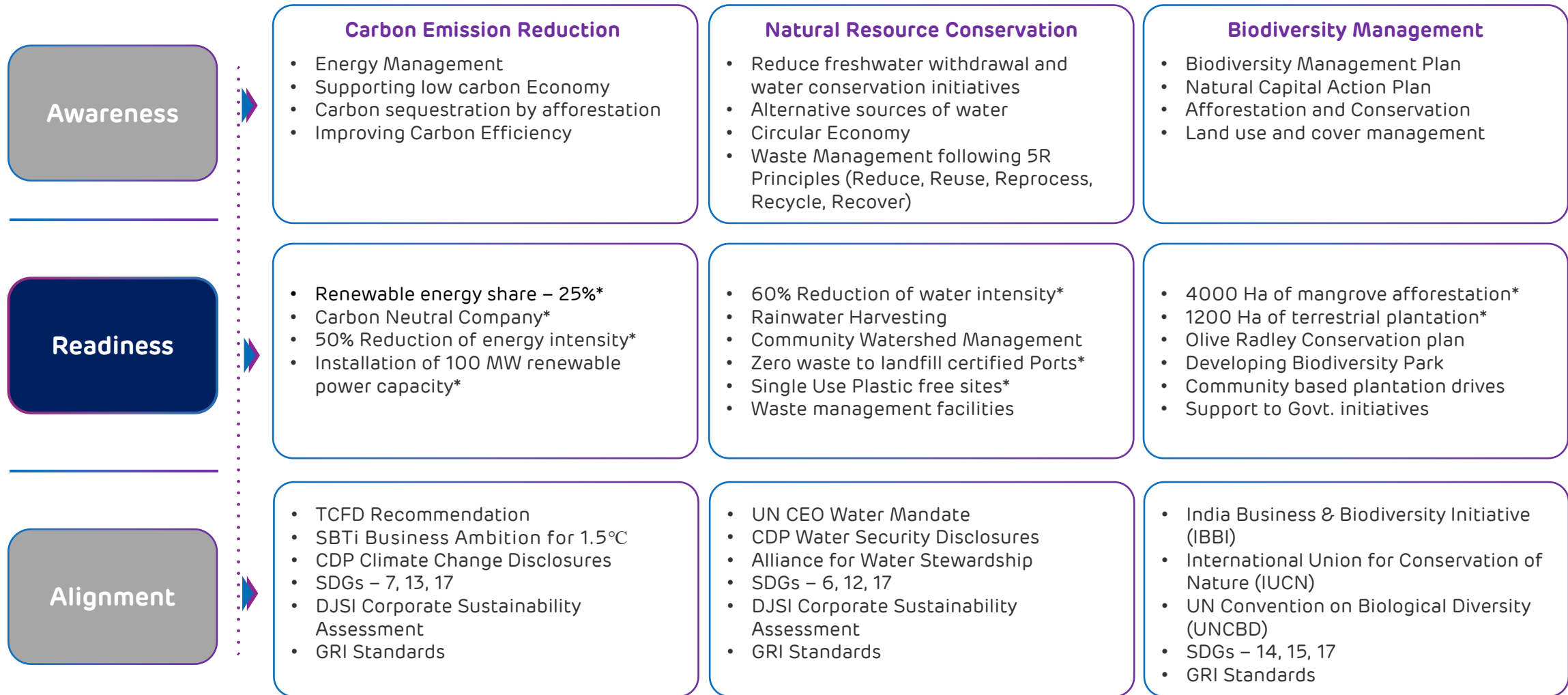
Policy Framework

- E**
 - Environment Policy
 - Energy and Emission Policy
 - Water Stewardship Policy
- S**
 - Human Rights Policy
 - Corporate Social Responsibility Policy
 - Occupational Health and Safety Policy
- G**
 - Board Diversity Policy
 - Dividend Distribution and Shareholder Return Policy
 - Related Party Transaction Policy

Focus Area - UNSDG

- Climate Action
- No poverty
- Zero hunger
- Good health and well being
- Quality education
- Clean water and sanitization
- Affordable and clean energy
- Decent work and economic growth
- Industry, innovation & infrastructure

Policy framework backed by robust assurance program



United Nations Sustainable Development Goals 2030



As part of its social outreach program, APSEZ decided to vaccinate its employees in April '21. The Company under the corporate quota provided free vaccination to all its employees. 97% of employees are vaccinated.

The Company has also provided vaccination to 94% of contract workers and 80% of eligible family members of our employees

Education

- 2. Zero Hunger
- 4. Quality Education

- More than **3,000 meritorious students** from underprivileged sections receive free education along with daily meals at Adani Vidya Mandirs
- **3200** students receive education at highly subsidized rates through our schools at Mundra, Dhamra and Junagam, Surat district.
- Utthan ensures upgradation of primary Govt schools and focuses on progressive learners – benefiting **9,100 students**, across **87 schools**

Healthcare

- 3. Good Health & Well Being

- **20,657 patients** treated at health camps annually
- 3 Mobile Healthcare Unit in port locations provided **68,918 treatments**
- **21,521 patients** treated at Adani Hospital, Mundra

Livelihoods

- 1. No Poverty
- 5. Gender Equality
- 8. Decent Work & Economic Growth
- 10. Reduced Inequalities

- **275 women** involved and employed through **22 Self-Help Groups**
- **6,846 families** (approximately **31,400** beneficiaries) benefitted under Pashudhan program (livestock development) in Dhamra, Dahej & Hazira
- **1,576 beneficiaries** under Project Swavlamban which supports linkages of differently-abled people of Kutchh to Social Welfare Department
- **5,314 beneficiaries** of Adani Skill Development Center

Rural Infrastructure Development

- 6. Clean Water and Sanitation
- 11. Sustainable Cities & Communities

- In Mundra (Gujarat), **676 fisherfolk** families supported by fulfilling 75000 litres/day water requirement.
- **24 hand pumps** installed in Port Periphery and Rail Corridor in Dhamra, which will benefit **9,600 persons** directly and 28,800 people indirectly.
- **712 families** benefitted in Kattupalli, with the restoration of K.R. Palayam canal facilitated irrigation of 100 acres of agriculture land.
- Building check dams, deepening of ponds and tanks, rooftop rainwater harvesting, recharging bore wells.

Ecology

- 7. Affordable and Clean Energy
- 13. Climate Action
- 14. Life Below Water
- 15. Life on Land

- Conservation of mangroves in coordination with GUIDE and establishment of terrestrial biodiversity park
- Supported **117 home** biogas units in Dhruv, Zarpara and Navinal, offsetting approximately 600 tonnes of methane release

Social philosophy drives initiatives that are aligned with UN Sustainable Development Goals

APSEZ: Governance Initiatives



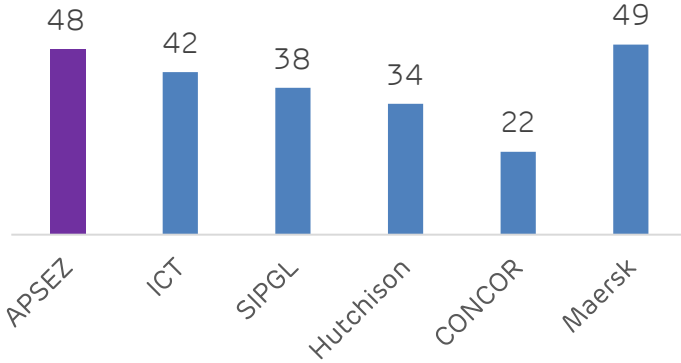
Governance philosophy encompassing strong policy and structure backed by robust assurance mechanism

* Proposed, targeted by Sep'21 | # 100% Independent Directors

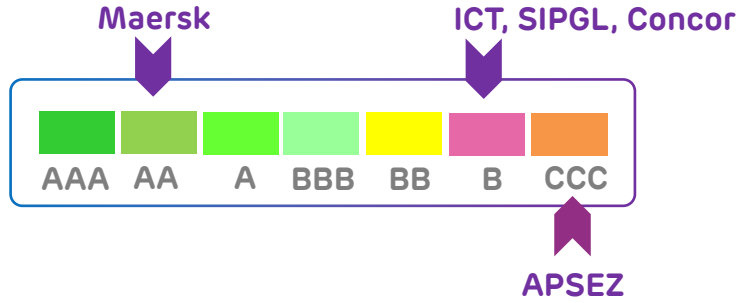
[All policies are approved by board and are uploaded in our website](#)

APSEZ: ESG score comparison with global peers

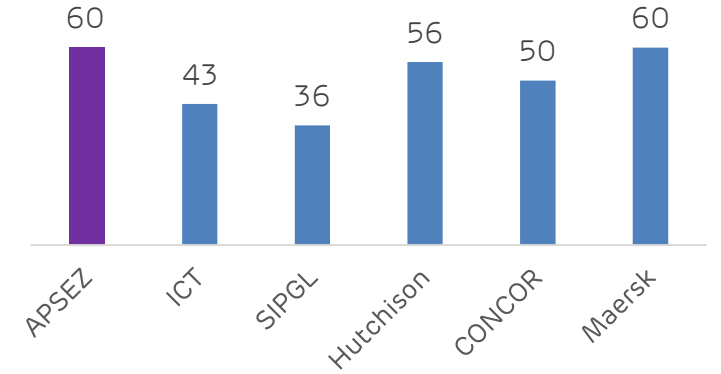
Bloomberg ESG Disclosure Score



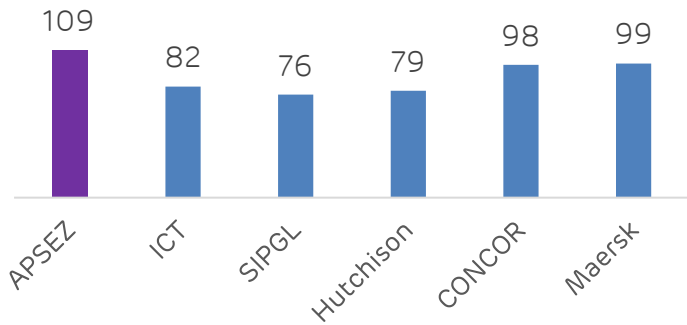
MSCI Rating



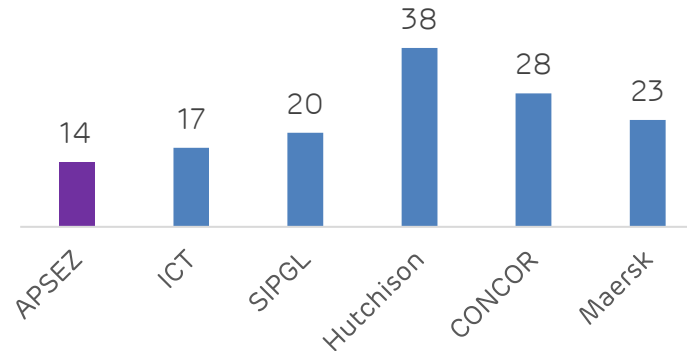
Independent Directors %



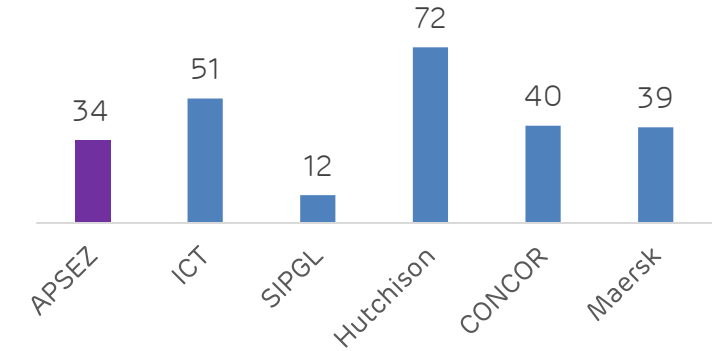
Member of # Indices



Sustainalytics ESG Risk Rating



Free Float %



- Bloomberg ESG score at par with peers
- Present in highest number of indices

- Scope for improvement in MSCI ESG rating
- Low ESG Risk rating by Sustainalytics

- High percentage of independent directors
- Free float continues to be adequate

First ever Port Company to be a signatory to TCFD and SBTi. To be carbon neutral by 2025

Capital Management and Investment Thesis

APSEZ : Disciplined capital management policy

Consistent investment grade rating

- Since FY16, capped at sovereign.
- Earnings growth and free cash flow generation to fortify coverages.

Shift towards long term financing and profile

- 94% of debt is long term (compared to 74% in FY16).
- Elongating maturity profile of more than **7 years**.

FX risk management- Natural Hedge

- Natural hedge flows as carrying **~60%** of EBITDA in USD terms.
- Debt mix - FX 70% and INR 30% enabling lower interest cost (**current cost of 6.5%**).

Reduce Cost of Capital

- Progressive reduction in cost of debt.
- Timely and quality disclosure and active guidance policy to increase predictability.

Robust capital allocation policy

- Economic value add enshrined into all capital deployment.
- Pre-tax project IRR of >16%.
- Rationalization of assets for improving ROCE. (Targeted to be 20% by FY25)

Optimized Credit Structure

- Desired level : to maintain Net Debt/EBITDA **3.0x - 3.5x**. Currently at 3.3x.
- Shareholder's return policy targeting **20% to 25%** of earnings.

APSEZ : Significant potential to unlocking value

Ports (Value Creator)	SEZ / Land (Value Enabler)	Logistics (Value Multiplier)
<ul style="list-style-type: none"> - Next gen ports viz. Dhamra, Gangavaram, Krishnapatnam, & Vizhinjam to add more than current value of Mundra - Continued double digit growth with International footprint to further enhance value - Increasing average concession life of over 25 years 	<ul style="list-style-type: none"> - Bringing customer to the port gate to enhance stickiness of cargo - Enables future growth & bring synergies to existing line of business - Perpetual stream of annuity income at near 100% margins - Potential to add new stream of income to existing line of business 	<ul style="list-style-type: none"> - Unique & diversified business model of providing integrated logistics services to the customer - Higher wallet share in the customer's supply chain - Estimated EBITDA growth of over ~50% over next 5 years - Bringing the stability and perpetual stream of business

- Largest transport utility covering entire supply chain with 29%^ market share and 90% of hinterland coverage in India.
- Diversification of cargo mix, east coasts west coast parity and de-risks our portfolio from concentration and volatility.
- Future ready by adopting automation and cutting edge technology for a sustainable and environment friendly growth.
- Disciplined capital management ensures credit quality while balancing funding for growth and returns to stakeholders.
- Governance framework backed by a formal assurance program to further strengthen our value proposition.

FY25

~500 MMT
Cargo Volume

~40%
All India Market Share

~2x
EBITDA*

20%+
ROCE

Resilient business model, clear growth visibility and strong ESG focus places APSEZ well, to capture prolific value

Thank You

Annexure

Operational and Financial Performance - Q1 FY22

APSEZ : Strategic highlights – Q1 FY22

Operations

- **83% Growth** in cargo volume compared to **33% growth** by all India ports resulting in gain in market share.
- Cargo market share increased by **310 bps to 28.6%** and Container market share increased **by 163 bps to 43%**
- Two new service added one each at Mundra and Hazira with a potential of **125,000 TEUs p.a.**
- **Five** bulk rakes added under GPWIS.
- Port EBITDA margins improved to **71%**.
- The company under the corporate quota provided free vaccination to all its employees, family members of the employees and contract workers. **97% of employees, 80% of family members and 94% of contract workers are vaccinated.**

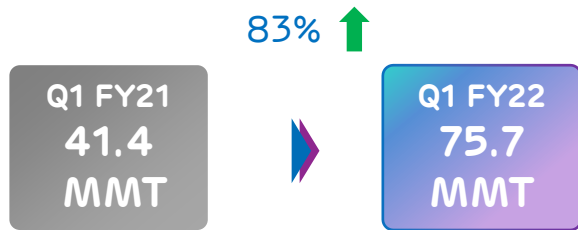
Capital Management

- APSEZ became the first Indian infrastructure company to have raised a dual-tranche of 10.5-year and **20-year unsecured bonds.**
- The notes were issued at attractive fixed coupon of **3.8% and 5%** respectively,
- Maturity profile of debt increased from 6 years to over **7 years.**
- Warburg Pincus invested Rs.800 cr. in APSEZ in April 2021 under preferential allotment guidelines.

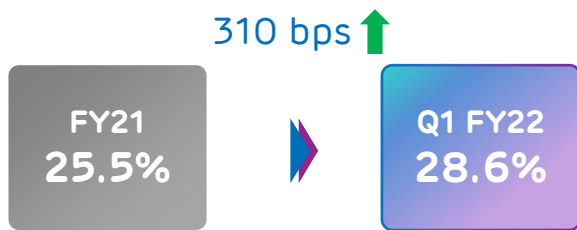
Growth

- Acquired balance **25% stake in Krishnapatnam** port for Rs.2,800 cr., making it a 100% subsidiary of APSEZ
- Second international foray, to develop a container terminal at Colombo Port with a capacity of 3.5 mn TEUs. Construction expected to **start in Dec '21**
- Acquired 31.5% stake in Gangavaram Port from Warburg Pincus at **Rs.120 per share**
- Consideration for 58.1% stake from DVS Raju & Family agreed at **Rs.120 per share** & process for acquisition of balance 10.4% from GoAP is at an advance stage
- Independent Directors' Committee to evaluate merger as a process for acquisition of balance 58.1% stake from DVS Raju & Family and determine the swap ratio
- Merger scheme for consolidating rail track assets (by acquiring SRCPL and demerging Mundra rail assets) filed.

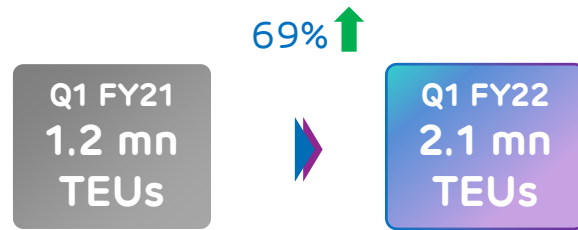
Cargo volume




Cargo Market Share



Container volume



Container Market Share

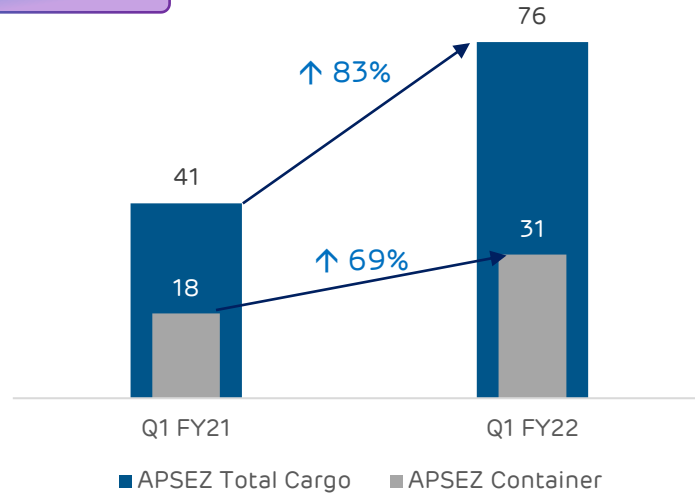


- Cargo volume increased due to growth in all types of cargo - Dry bulk grew by 104%, Container by 69%, and liquid cargo (including crude) by 57%.
- All ports of APSEZ registered high double digit growth.
- **Mundra port continues to be the largest commercial port, 19% ahead of the second largest port Deendayal (Kandla) Port.**
- In logistics business, rail volume and terminal volume increased by 10% and 13% respectively.

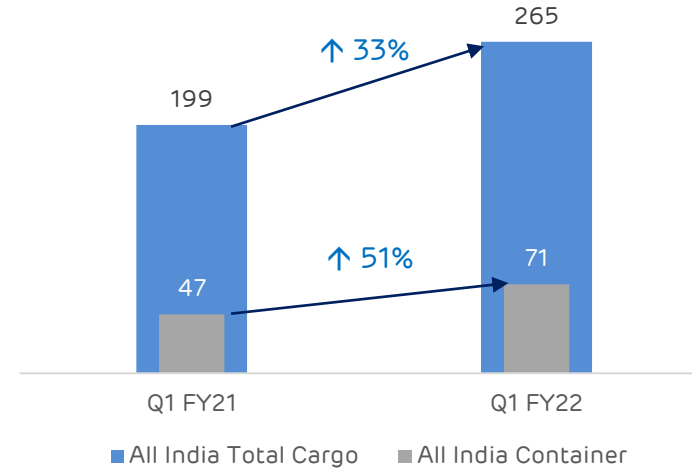
APSEZ : Cargo volume Q1 FY22 - APSEZ vs. All India

(YoY in MMT)

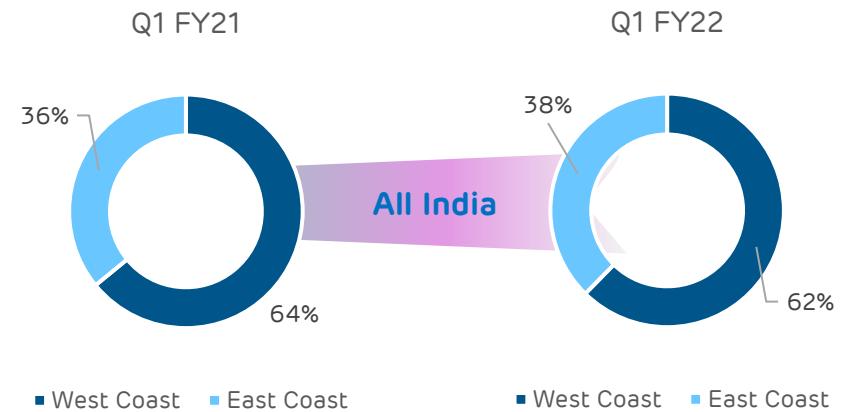
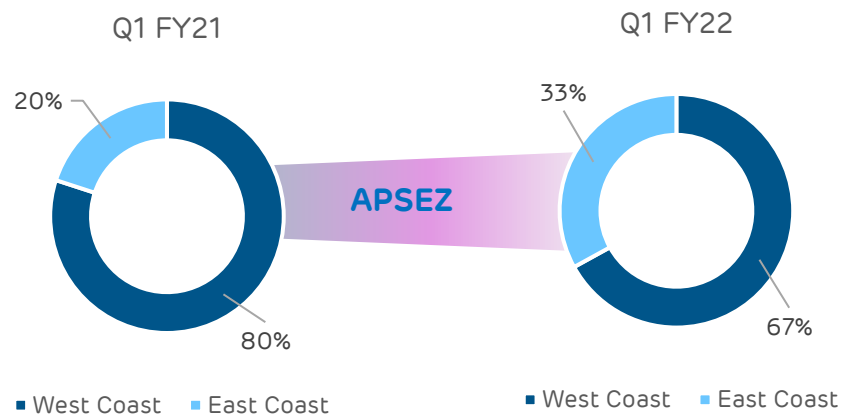
APSEZ



All India Cargo*



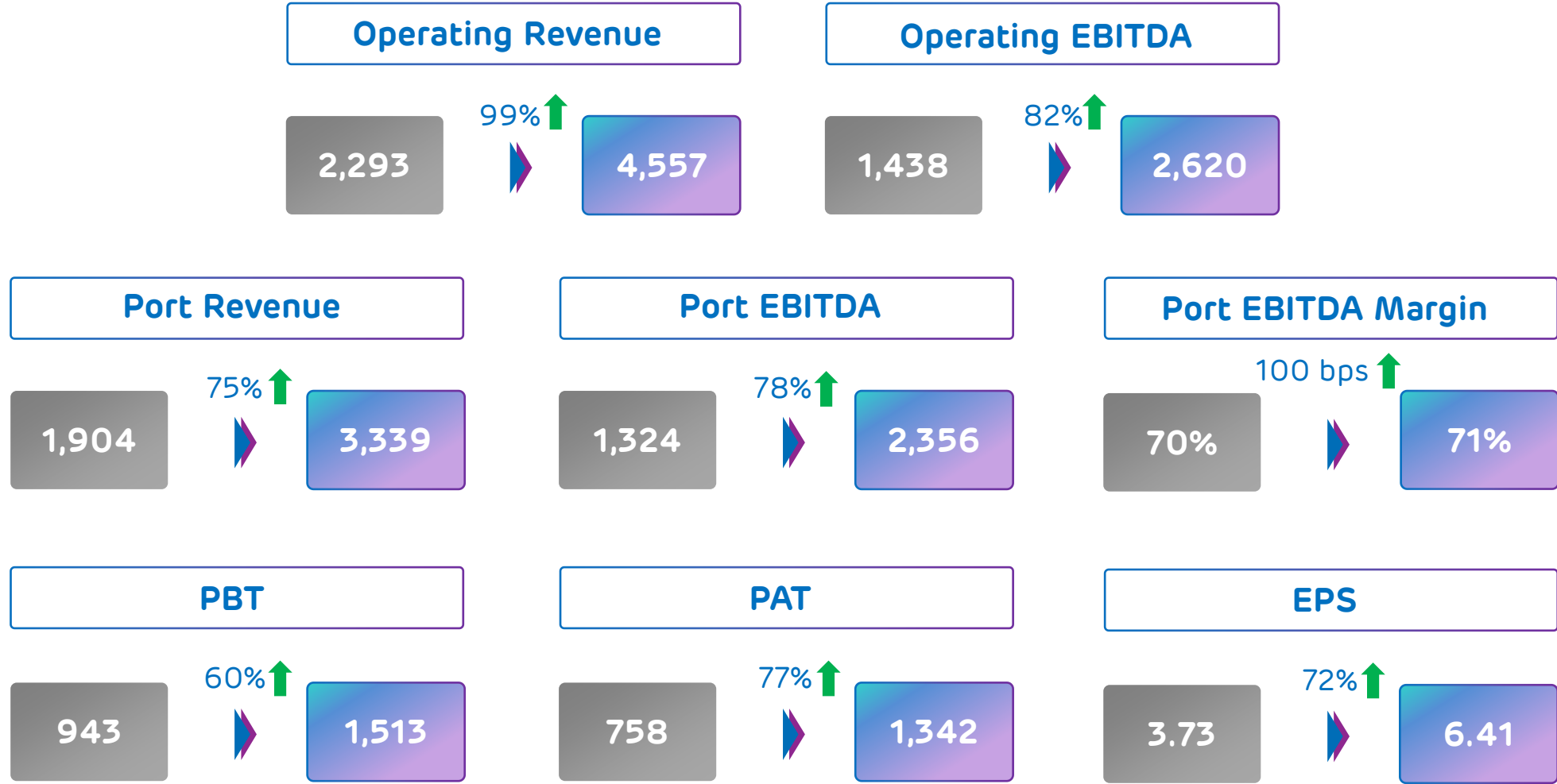
East Coast - West Coast Share



*As per internal estimates. Excluding non Adani coastal LNG, LPG Volume

APSEZ : Financials highlights – Q1 FY22

(YoY, in INR cr.)



■ Q1 FY21 ■ Q1 FY22

*EBITDA excludes forex loss of Rs.389 cr. in Q1 FY22 vs. forex gain of Rs.37 cr. in Q1 FY21 and Q1 FY21 EBITDA excludes one time donation of Rs.80 cr.

APSEZ : Outlook FY22, Revised

Volume

- ❖ Cargo volume guidance revised to **350 - 360 MMT**, a growth of 45%
- ❖ This includes 10 MMT of incremental volume from existing ports and **39 MMT of Gangavaram port (GPL)** which will be consolidated from April '21.

Revenue

- ❖ Consolidated revenue - **Rs.18,000 cr. – Rs.18,800 cr.** (includes Rs.1,408 cr. for GPL and Rs.500 cr. for SRCPL), a growth 50%
- ❖ Logistics revenue - Rs.1,000 cr. – Rs.1,200 cr., growth of 25%
- ❖ Recent acquisitions will enhance ability to command better pricing through network synergy

EBITDA

- ❖ Consolidated EBITDA expected - **Rs.11,500 cr. – Rs.12,000 cr.** (includes Rs.979 cr. for GPL and Rs.430 cr. For SRCPL), a growth of 49%
- ❖ Margin improvement at Gangavaram port will help achieve higher EBITDA
- ❖ **Port EBITDA margin** to reach **71%**,

Capex

- ❖ Capex to be around Rs.3,100 cr. – Rs.3,500 cr. (incl. maintenance Capex of around Rs.500 cr.)

Cash Flow Net Debt to EBITDA

- ❖ Free cash from operations (after adjusting for working capital changes, Capex and net interest cost) to be around **Rs.7,100 cr. – Rs.7,600 cr.** (includes cash balance of GPL which will be available on acquisition)
- ❖ Will continue to be in our targeted range of 3 times – 3.5 times

APSEZ : Response to recent developments

FPI Holdings in APSEZ

- Select Media houses and social platform carried a news item on freezing of few FPI accounts who are decades old shareholders in Adani Portfolio
- In order to protect the interest of minority shareholders, APSEZ approached registrar and NSDL and it was confirmed on the same day ([Link](#)) that equity accounts of these FPIs are not frozen. Subsequently on 28th July, NSDL rectified ([Link](#)) the same.
- The group has categorically stated that it has nothing to do with said FPIs.
- The founders have also clarified that they have no connection with the said FPIs.

ED & SEBI Investigations

- APSEZ has been fully compliant with applicable SEBI regulations, and has made full disclosure to specific information requests from them in the past.
- **With regard to news on DRI matter, it is not applicable to APSEZ. One of the group companies, Adani Power was issued a show cause notice 5 years back. Subsequently, the competent authorities passed an order in favour of Adani Power which has been contested by them and the matter is sub judice.**
- All portfolio entities of Adani Group are responsible corporate citizens and strongly believe in compliance of applicable laws and adheres to prudent corporate governance framework.
- The company has always been transparent with regulators and have full faith in them.

APSEZ : Response to recent developments

Update on Myanmar

- APSEZ believes that it is not in violation of any sanction guidelines issued by OFAC, and has, therefore, applied to **OFAC for a general license** to operate the Port, as it is expected to create stable jobs, promote private commercial trade, facilitate the arrival of goods such as food, medicine and clothing for the Burmese people. In addition to the Anti-bribery Anti-corruption guideline, the Company will utilize the compliance procedures aimed at combatting corruption in the Port. The company will abide by the guidelines and compliance program of OFAC while issuing a general license.

Update on Bowen Rail

- APSEZ has disinvested its stake in Bowen Rail Operations Pte Ltd. as per the SPA³ signed on **25th Mar '21**.
- The company realized its “held for sale investments” in **July 2021 amounting US\$ 25 million**, thus the entity is no longer a subsidiary of APSEZ. .

APSEZ : Update on acquisition of Gangavaram Port Ltd (GPL)

Transaction Status

- Our intent is to acquire 100% stake of Gangavaram Port Ltd.
- Acquired 31.5% from Warburg Pincus for a consideration of Rs.1,954 Cr. in April 2021 at Rs.120 per share
- Agreement has been signed with DVS Raju and Family for 58.1% stake at Rs120 per share
- We have requested Government of Andhra Pradesh (GoAP) to consider sale of 10.4% stake. The process is expected to complete in 30 days.

Purchase consideration & Payment Method

- EV of Rs.5,647 cr. implying an FY21 EV/EBITDA multiple of 9x
- Purchase consideration -
 - **Option of merger of GPL and APSEZ is being evaluated.** If approved by both the Board, DVS Raju family will get the shares of APSEZ pursuant to merger on cancellation of their shares in GPL. Share price of Rs 120 per share for GPL shares will be considered while deriving the swap ratio for the merger.
 - **To GoAP for 10.4% stake will be paid in cash**

Timelines

- Formed a Committee of Independent Directors' on 3rd August '21 to discuss share issue to DVS Raju & family
- To conclude acquisition of 10.4% stake from GoAP by end of August '21
- Independent Directors' Committee to evaluate merger as a process for acquisition of balance 58.1% stake from DVS Raju & Family and present the swap ratio
- In case GPL acquired through merger, approval expected by Q4 FY22 with proposed appointed date of 1st April '21 resulting in **financial consolidation with APSEZ to happen from April '21**

APSEZ : Update on acquisition of Surguja Rail Corridor Pvt. Ltd. (SRCPL)

Transaction Status

- As part consolidation of rail track assets, SRCPL is being acquired from Adani Group
- Since this is a related party transaction, APSEZ has followed the board approved policy on "Sale or purchase of assets from related parties" where approval of minority shareholders will be sought
- Received approval from stock exchange for the merger scheme
- Filed the composite scheme of merger with NCLT to acquire SRCPL and demerge rail assets at Mundra
- Meeting of stakeholders is expected in last week of Sep '21

Purchase consideration & Payment Method

- EV of Rs.5,977 cr. implying an FY22 EV/EBITDA multiple of 11.5x
- Purchase consideration to be paid through equity swap at VWAP* of Rs.675 per share, resulting in issuance of 7.06 cr. new shares of APSEZ

Timelines

- The transaction will be completed in next few months
- **Financial consolidation with APSEZ will happen from April '21**

Certain statements made in this presentation may not be based on historical information or facts and may be “forward-looking statements,” including those relating to general business plans and strategy of Adani Ports and Special Economic Zone Limited (“APSEZL”), the future outlook and growth prospects, and future developments of the business and the competitive and regulatory environment, and statements which contain words or phrases such as ‘will’, ‘expected to’, etc., or similar expressions or variations of such expressions. Actual results may differ materially from these forward-looking statements due to a number of factors, including future changes or developments in their business, their competitive environment, their ability to implement their strategies and initiatives and respond to technological changes and political, economic, regulatory and social conditions in India. This presentation does not constitute a prospectus, offering circular or offering memorandum or an offer, or a solicitation of any offer, to purchase or sell, any shares and should not be considered as a recommendation that any investor should subscribe for or purchase any of APSEZL’s shares. Neither this presentation nor any other documentation or information (or any part thereof) delivered or supplied under or in relation to the shares shall be deemed to constitute an offer of or an invitation by or on behalf of APSEZL.

APSEZL, as such, makes no representation or warranty, express or implied, as to, and does not accept any responsibility or liability with respect to, the fairness, accuracy, completeness or correctness of any information or opinions contained herein. The information contained in this presentation, unless otherwise specified is only current as of the date of this presentation. APSEZL assumes no responsibility to publicly amend, modify or revise any forward-looking statements, on the basis of any subsequent development, information or events, or otherwise. Unless otherwise stated in this document, the information contained herein is based on management information and estimates. The information contained herein is subject to change without notice and past performance is not indicative of future results. APSEZL may alter, modify or otherwise change in any manner the content of this presentation, without obligation to notify any person of such revision or changes.

No person is authorised to give any information or to make any representation not contained in and not consistent with this presentation and, if given or made, such information or representation must not be relied upon as having been authorised by or on behalf of APSEZL.

This presentation does not constitute an offer or invitation to purchase or subscribe for any securities in any jurisdiction, including the United States. No part of its should form the basis of or be relied upon in connection with any investment decision or any contract or commitment to purchase or subscribe for any securities. None of our securities may be offered or sold in the United States, without registration under the U.S. Securities Act of 1933, as amended, or pursuant to an exemption from registration therefrom.

Investor Relations Team:

MR. SATYA PRAKASH MISHRA

Senior Manager - Investor Relations

✉ satyaprakash.mishra@adani.com

☎ +91 79 2555 6016

MR. ATHARVATRE

Assistant Manager - Investor Relations

✉ atharv.atre@adani.com

☎ +91 79 2555 7730