

November 8, 2023

To,  
**BSE Limited**  
Listing Compliance & Legal Regulatory  
Phiroze Jeejeebhoy Towers,  
Dalal Street, Mumbai - 400 001

To,  
**National Stock Exchange of India Limited**  
Listing & Compliance  
Exchange Plaza, Bandra-Kurla Complex,  
Bandra East, Mumbai 400 051

Stock Code: 543233

Stock Symbol: CHEMCON

Dear Sir/Madam,

**Sub: Investor Presentation under Regulation 30 of the SEBI (Listing Obligations and Disclosure Requirements) Regulations, 2015**

Pursuant to Regulation 30 of the Securities and Exchange Board of India (Listing obligations and Disclosure Requirements), Regulations, 2015, please find enclosed herewith the "Investor Presentation" for November 2023.

The aforementioned presentation is also being uploaded on the Company's website at [www.cscpl.com](http://www.cscpl.com).

We request you to take the above on your records.

Thanking you,  
Yours faithfully,  
**For Chemcon Speciality Chemicals Limited**

---

**Shahilkumar Kapatel**  
Company Secretary & Compliance Officer  
Membership No.: A52211




**Chemcon Speciality Chemicals Limited  
Investor Presentation – November 2023**



This presentation and the accompanying slides (the “Presentation”), which have been prepared by **Chemcon Speciality Chemicals Limited (the “Company”)**, have been prepared solely for information purposes and do not constitute any offer, recommendation or invitation to purchase or subscribe for any securities, and shall not form the basis or be relied on in connection with any contract or binding commitment whatsoever. No offering of securities of the Company will be made except by means of a statutory offering document containing detailed information about the Company.

This Presentation has been prepared by the Company based on information and data which the Company considers reliable, but the Company makes no representation or warranty, express or implied, whatsoever, and no reliance shall be placed on, the truth, accuracy, completeness, fairness and reasonableness of the contents of this Presentation. This Presentation may not be all inclusive and may not contain all of the information that you may consider material. Any liability in respect of the contents of, or any omission from, this Presentation is expressly excluded.

This presentation contains certain forward looking statements concerning the Company’s future business prospects and business profitability, which are subject to a number of risks and uncertainties and the actual results could materially differ from those in such forward looking statements. The risks and uncertainties relating to these statements include, but are not limited to, risks and uncertainties regarding fluctuations in earnings, our ability to manage growth, competition (both domestic and international), economic growth in India and abroad, ability to attract and retain highly skilled professionals, time and cost over runs on contracts, our ability to manage our international operations, government policies and actions regulations, interest and other fiscal costs generally prevailing in the economy. The Company does not undertake to make any announcement in case any of these forward looking statements become materially incorrect in future or update any forward looking statements made from time to time by or on behalf of the Company.



# Q2 & H1 FY24 Performance Highlights



# Q2 FY24 Performance Highlights



*“In the first half of financial year, we were able to register 5% growth on YoY basis with the total revenue of Rs 155 Crores. However, profitability remained under pressure due to pricing headwind and sluggish demand from end user industries. Organic chemicals have been under pressure for last few years and same has been reflected in our business performance amidst slow pickup from pharma manufacturers. Demand for newly launched Organic chemical has improved marginally and we expect this product to revive once demand is restored from major Agro chemical manufacturers. On the other hand, Inorganic Chemicals has recovered well and reported a healthy performance in the first half of FY24 led by stable demand.*

*We are widening our product basket as a part of de-risk and diversification strategy by adding few new products. These new products will come onstream in the next two years at our upcoming facilities P10 and P11 at the same location. We aim to facilitate our customers with wide range of offerings and become their sustainable partner. We have done meaningful investments over the years to increase the product offerings and will continue to do . Our team on ground are committed to reinstate the existing products and are well equipped to capitalize the upcoming opportunities.”*

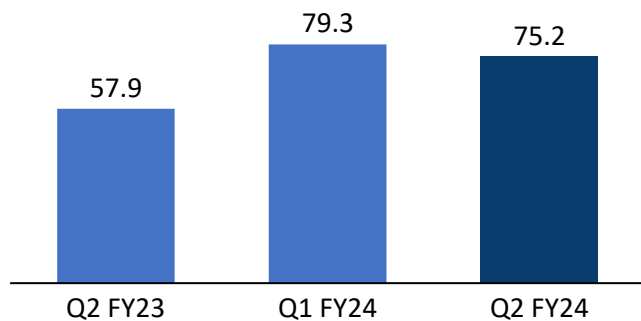
**Mr. Kamal Aggarwal,**

**Chairman & Managing Director**

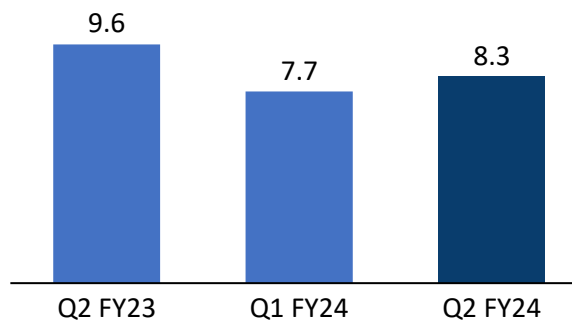
# Financial Highlights



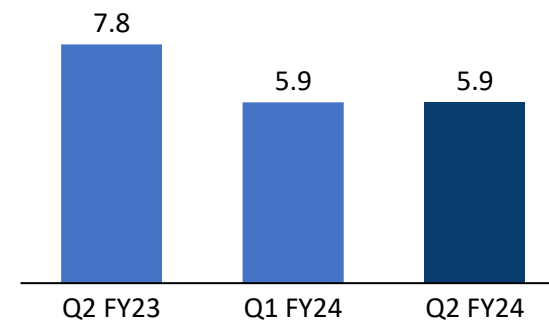
Total Revenue (Rs. Cr)



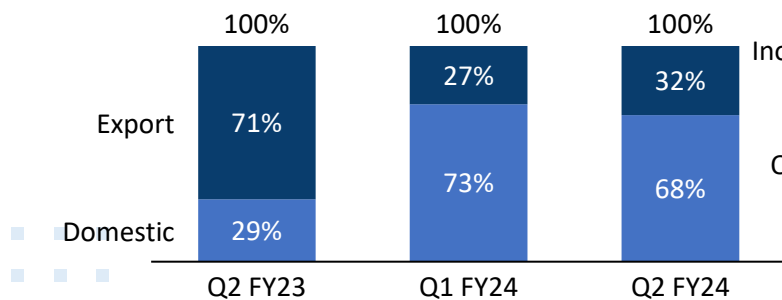
EBITDA (Rs. Cr)



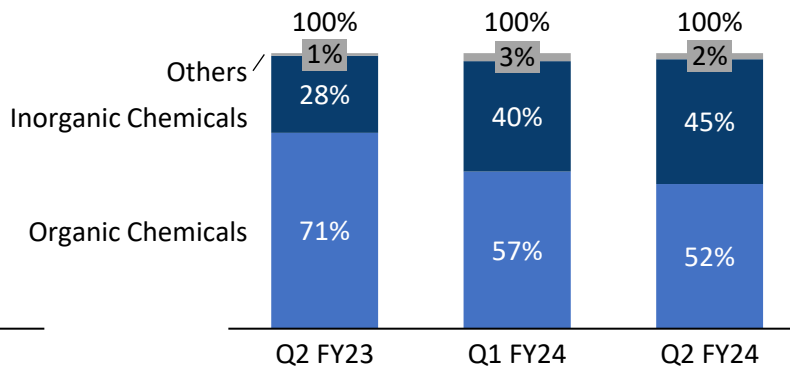
PAT (Rs. Cr)



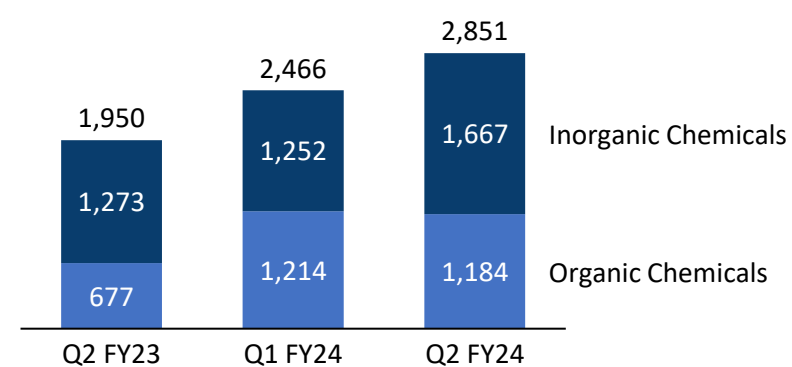
Geographic-Wise (%)



Business-wise (%)



Sales Volume (MT)



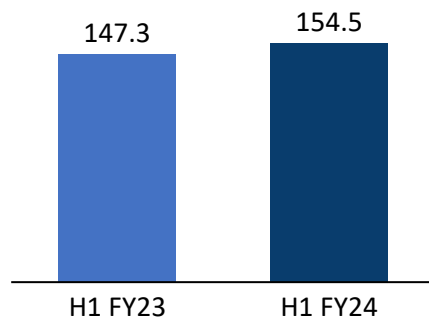
Organic chemicals refers to HMDS, CMIC and Bromobenzene whereas Inorganic chemicals refer to Bromides

Export data are inclusive of Deemed Exports

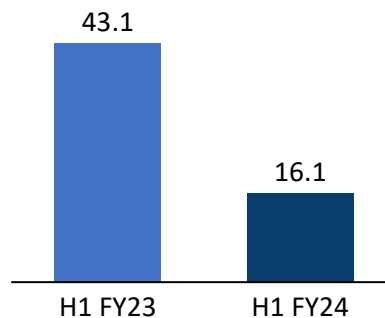
# Financial Highlights



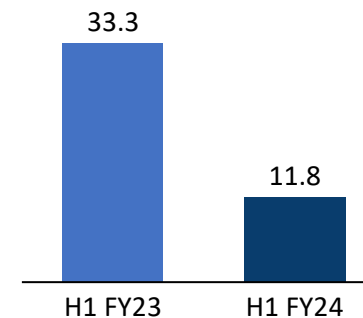
Total Revenue (Rs. Cr)



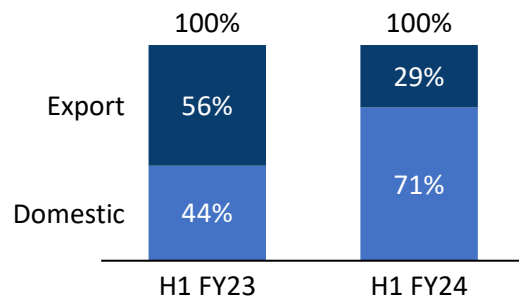
EBITDA (Rs. Cr)



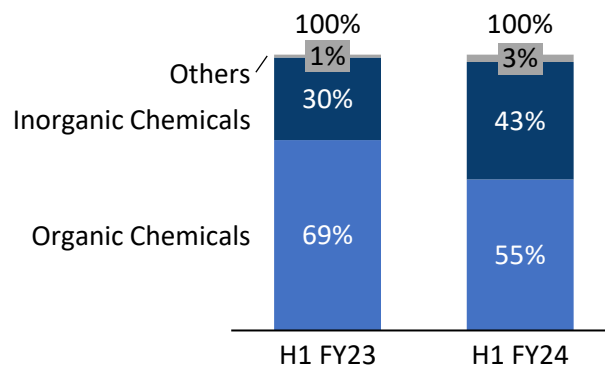
PAT (Rs. Cr)



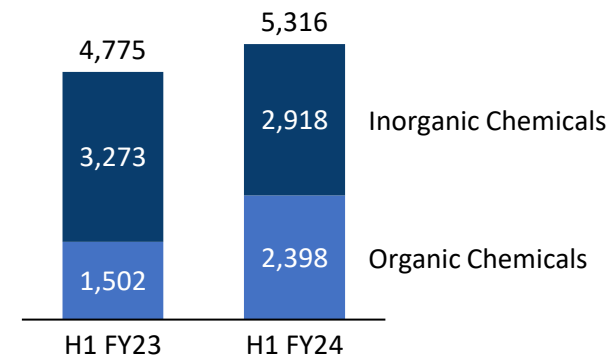
Geographic-Wise (%)



Business-wise (%)



Sales Volume (MT)



Organic chemicals refers to HMDS, CMIC and Bromobenzene whereas Inorganic chemicals refer to Bromides

Export data are inclusive of Deemed Exports

# Profit & Loss Statement



Particulars (Rs. Crs)	Q2 FY24	Q2 FY23	Y-o-Y	H1 FY24	H1 FY23	Y-o-Y
<b>Revenue from Operations</b>	<b>75.2</b>	<b>57.9</b>	<b>29.8%</b>	<b>154.5</b>	<b>147.3</b>	<b>4.9%</b>
Cost of Goods Sold	53.5	35.0		113.3	73.2	
Employee Cost	5.0	4.9		9.0	10.6	
Other Expenses	8.4	8.4		16.0	20.4	
<b>EBITDA</b>	<b>8.3</b>	<b>9.6</b>	<b>-13.2%</b>	<b>16.1</b>	<b>43.1</b>	<b>-62.6%</b>
<b>EBITDA Margin</b>	<b>11.1%</b>	<b>16.6%</b>		<b>10.4%</b>	<b>29.3%</b>	
Other Income	3.0	3.3		6.5	6.0	
Depreciation	2.6	2.1		5.2	4.0	
<b>EBIT</b>	<b>8.8</b>	<b>10.8</b>		<b>17.4</b>	<b>45.1</b>	
Finance Cost	0.7	0.2		1.4	0.4	
<b>Profit before Tax</b>	<b>8.0</b>	<b>10.6</b>		<b>16.0</b>	<b>44.7</b>	
Tax	2.1	2.8		4.2	11.4	
<b>PAT</b>	<b>5.9</b>	<b>7.8</b>	<b>-24.1%</b>	<b>11.8</b>	<b>33.3</b>	<b>-64.4%</b>
<b>PAT Margin %</b>	<b>7.9%</b>	<b>13.5%</b>		<b>7.7%</b>	<b>22.6%</b>	
Basic EPS	1.62	2.14		3.23	9.09	



# Balance Sheet

ASSETS (Rs. Crs)	Sept-23	Mar-23
<b>Non-Current Assets</b>		
a) Property, Plant And Equipment	138.3	141.4
b) Capital Work in Progress	22.5	13.6
c) Right Of Use Asset	0.0	0.0
d) Intangible Assets	0.0	0.0
e) Other Financial Assets	38.0	84.0
f) Other Non-Current Assets	4.5	2.9
<b>Sub-Total - Non-Current Assets</b>	<b>203.3</b>	<b>242.0</b>
<b>Current Assets</b>		
a) Inventories	81.3	79.0
b) Financial Assets		
i) Trade Receivables	85.5	67.6
ii) Cash And Cash Equivalents	1.4	44.4
iii) Bank Balances	132.8	86.4
iv) Other Financial Assets	9.0	4.3
c) Other Current Assets	21.7	24.4
d) Current tax assets	6.0	5.1
<b>Sub-Total - Current Assets</b>	<b>337.7</b>	<b>311.4</b>
<b>Total - Assets</b>	<b>541.0</b>	<b>553.4</b>


EQUITY AND LIABILITIES	Sept-23	Mar-23
<b>EQUITY AND LIABILITIES</b>		
<b>Equity</b>		
a) Equity Share Capital	36.6	36.6
b) Other Equity	432.5	420.7
<b>Total Equity</b>	<b>469.1</b>	<b>457.4</b>
<b>Liabilities</b>		
<b>Non-Current Liabilities</b>		
a) Financial Liabilities		
i) Borrowings	0.6	0.7
ii) Lease Liabilities	0.0	0.0
iii) Other financial liabilities	0.2	0.8
b) Non current Provisions	0.3	0.1
c) Deferred Tax Liabilities (Net)	3.4	3.1
<b>Sub-Total - Non-Current Liabilities</b>	<b>4.5</b>	<b>4.7</b>
<b>Current Liabilities</b>		
a) Financial Liabilities		
i) Borrowing	38.8	63.2
ii) Trade Payables	17.7	21.4
iii) Other Financial Liabilities	7.3	4.1
iv) Lease Liabilities	0.0	0.0
b) Other Current Liabilities	3.2	2.4
c) Short Term Provisions	0.1	0.0
d) Current tax Liabilities	0.4	0.0
<b>Sub-Total - Current Liabilities</b>	<b>67.4</b>	<b>91.3</b>
<b>Total - Equity And Liabilities</b>	<b>541.0</b>	<b>553.4</b>

# Cash Flow Statement



Particulars (Rs. Crs.)	Sept-23	Sept-22
<b>Net Profit Before Tax</b>	<b>16.0</b>	<b>44.7</b>
Adjustments for: Non Cash Items / Other Investment or Financial Items	0.5	-1.0
<b>Operating profit before working capital changes</b>	<b>16.5</b>	<b>43.7</b>
Changes in working capital	-22.2	-32.2
<b>Cash generated from Operations</b>	<b>-5.7</b>	<b>11.5</b>
Direct taxes paid (net of refund)	-4.3	-7.8
<b>Net Cash from Operating Activities</b>	<b>-10.0</b>	<b>3.7</b>
<b>Net Cash from Investing Activities</b>	<b>-7.0</b>	<b>-4.5</b>
<b>Net Cash from Financing Activities</b>	<b>-26.1</b>	<b>-13.3</b>
<b>Net Decrease in Cash and Cash equivalents</b>	<b>-43.1</b>	<b>-14.1</b>
Add: Cash & Cash equivalents at the beginning of the period	44.5	36.1
<b>Cash &amp; Cash equivalents at the end of the period</b>	<b>1.4</b>	<b>22.0</b>





# Company Overview



# Company Snapshot

Incorporated in 1988


Manufacturer of Speciality  
Chemicals

An ISO 9001:2015 and ISO  
14001:2015 Certified Company

Business Verticals: Organic  
Chemicals and Inorganic Chemicals

Manufacturing Facilities near  
Manjusar, Vadodara, Gujarat

9 Operational Plants, 6 Owned and 1  
lease Warehouses



**Only Manufacturer** of HMDS in India



**3rd Largest** Manufacturer of HMDS  
Worldwide



**Largest** Manufacturer of CMIC  
worldwide



**Only Manufacturer** of Zinc Bromide in  
India



**Largest** Manufacturer of Calcium  
Bromide in India

# Evolution

**FY89**

- » Company was incorporated as Gujarat Quinone Private Limited

**FY95-98**

- » First sale of few chemical products
  - Pyridine Hydrobromide
  - Para Nitro Benzyl Bromide
  - Methyl Iodide
  - GA-1

**FY01-03**

- » Commenced **HMDS** Business in 2001
- » Discontinued few products due to lower demand

**FY05**

- » First export shipment of **HMDS**
- » Amalgamation of Chemcon Engineers Private Limited with Gujarat Quinone Private Limited; name changed to "Chemcon Speciality Chemicals Private Limited"

**FY14**

- » First sale of **CMIC**

**FY15-16**

- » First sale of **Calcium Bromide** (Solution)
- » First sale of **Zinc Bromide** (Solution)



**FY17**

- » First sale of **Calcium Bromide** (Powder)
- » First sale of **Sodium Bromide** Solution

**FY18**

- » Increase in annual installed production capacity for
  - **CMIC** from 600 to 1,200 MTPA;
  - **Oilwell Completion Chemicals** from 7,200 to 14,400 MTPA

**FY19**

- » Increase in annual installed production capacity for CMIC from 1,200 MTPA to 1,800 MTPA

**FY20**

- » **Increase in HMDS Capacity** by commissioning of plant P7

**FY21**

- » **Plant P2 commissioned** with a capacity to manufacture ancillary product of HMDS

**FY22 –23**

- » **Increase in CMIC & TMCS** Capacity by commissioning of plant P8
- » Increase in bromobenzene capacity by commissioning plant P-9



## Global Presence

FY23 Export  
Contribution\*:


**~59%**

## Key Countries

- » United States of America
- » Italy
- » South Korea
- » Germany
- » People's Republic of China
- » Japan
- » United Arab Emirates
- » Russia
- » Spain
- » Thailand
- » Malaysia

Over Two Decades of Experience in Chemicals

- Manufacturing
- Exports



Well Equipped to Seize Upcoming Opportunities

# Entry Barriers

## Complex Chemistry

- » The involvement of complex chemistry in the manufacture of the Products, which is difficult to commercialize on a large scale

## Stringent Impurity Measure

- » Our processes and products are subject to, and measured against, high quality standards and stringent impurity specifications

## Long Gestation Period

- » Customer acquisition involves a long gestation period, resulting in a very few players being involved in manufacturing of the products

## Entry Barriers

## Technical Know-how

- » Handling chemicals requires a high degree of technical skill and expertise and operations involving such hazardous chemicals ought to be undertaken only by personnel who are well trained to handle such chemicals

## Regulatory Norms

- » To comply with all regulatory norms and filings with various agencies

## High Replacement Cost

- » Any change in the vendor of the product may require significant time and cost for the customer

# Key Long-Term Relationships



## Organic Chemicals

## Inorganic Chemicals



Shree Radha Overseas

CC Gran Limited Liability Company

Longstanding Clients

Strong Base

New Product Development

New Customer Reach

Top 5 customers contribute ~40%

Top 10 customers contribute ~58%

Few customers age more than 2 decades with us

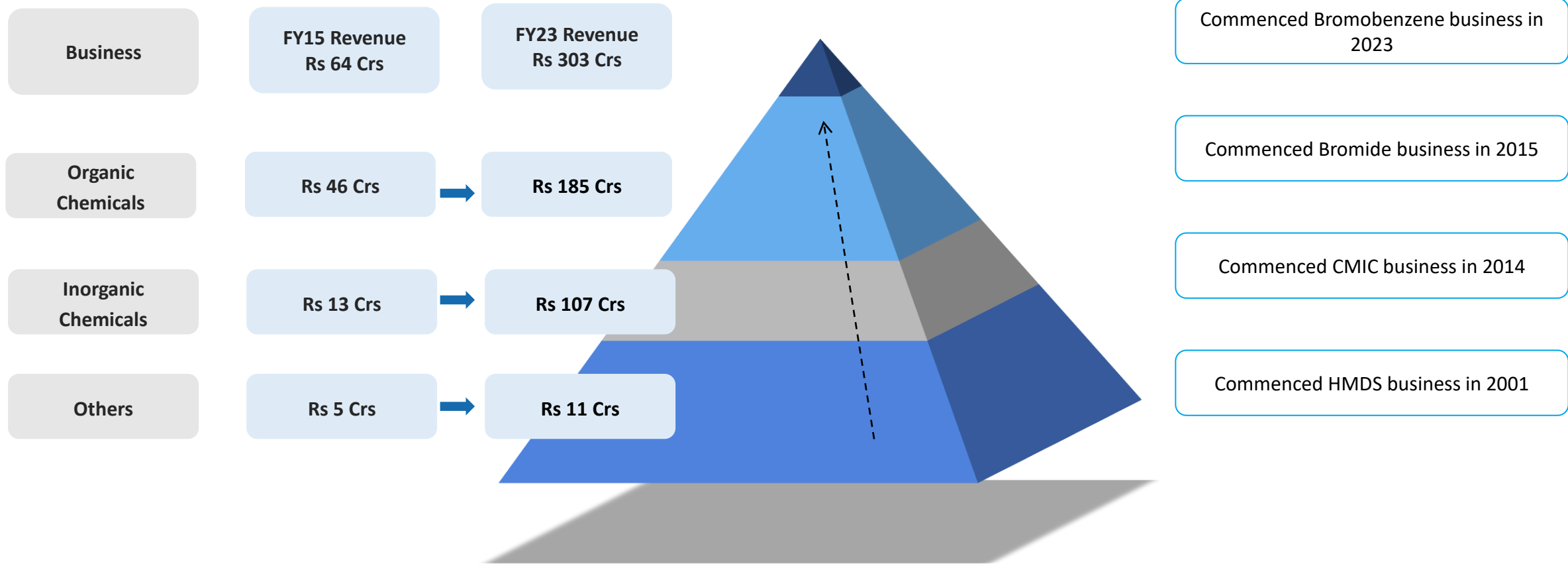
Major customers have been with us for more than 5 years

Well equipped to retain market presence

Leading to increase in new product base and reach out to new customers



# Moving up the Value Chain



## Key Certificates



## R&D

### In-house laboratory to test

- » Raw materials procured
- » New Products & Innovation
- » Final products testing at the various stages of the manufacturing process
- » Well equipped with new instruments & machinery



## Environment

### Complying All Environment Laws

- » The Environment (Protection) Act, 1986
- » Water Prevention and Control of Pollution Act
- » Air Prevention and Control of Pollution Act, 1981
- » We are a zero-discharge company





# Product Overview



# Product Portfolio



## Organic Chemicals

### HMDS

- HMDS, an organosilicon compound, is a reagent and a precursor to bases that are popular in organic synthesis and organometallic chemistry
- HMDS is widely used in the pharmaceutical industry as a silylating agent in the process of manufacture of pharmaceutical drugs of the Penicillin group

Pharmaceuticals & Others

### CMIC

- CMIC is an antiviral drug intermediate product, which is a key intermediate for anti-AIDS and anti-hepatitis B drug Tenofovir
- The downstream product of CMIC, Tenofovir is a nucleotide antiviral drug developed by Gilead Corporation of the United States.

Pharmaceuticals

### Bromobenzene

- Bromobenzene, is a clear, colourless or pale-yellow liquid. It is manufactured through bromination of benzene in presence of iron and has form of heavy, mobile, colorless liquid having a pungent odor.

Agrochemicals

## Inorganic Chemicals

### Bromides

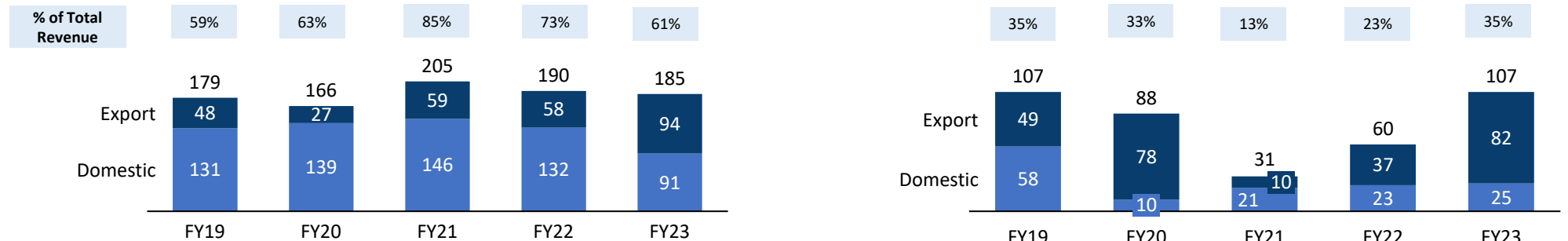
- Oilwell Completion Chemicals are used to complete the well and is normally a salty solution made up of chlorides or bromides
- Company manufacture a range of inorganic bromides, namely: Calcium Bromide (solution and powder), Zinc Bromide (solution) & Sodium Bromide (solution and powder)

Oil Drilling & Fluids

## Key Products

## End User Industry

## Business Performance (Rs in cr)



Export data are inclusive of Deemed Exports

# Manufacturing Facilities



Sr No	Product categories	Key Products	Installed Capacity (MTPA)
1	Organic Chemicals	HMDS, CMIC, Bromobenzene and other ancillary products	10,800
2		Proposed P-10 Capacity	FY24e
3		Proposed P-11 Capacity	FY25e
4	Inorganic Chemicals	Range of Inorganic Bromides	15,000

Located at Manjusar near Vadodara, Gujarat

9 Operational Plants

2 Proposed Expansion Plant under process

In-House R&D Laboratory

6 Owned + 1 Lease Warehouses

Located at Manjusar near Vadodara, Gujarat



## Capacity Expansion

- » We plan to add additional manufacturing capacity P10 unit by end of FY24 and P11 unit by FY25. These additional capacity will manufacture organic chemicals

## Import Substitution

- » Aims to capitalize on the potential growth of Organic Chemicals in India and to substitute imports

## Exploring New Applications

- » Plan to expand the new products to have diversified product portfolio with diversified client base

## Cost Efficiencies

- » Ongoing improvement in cost-efficiencies in the production process through Process re-engineering for efficient raw material consumption and through economies of scale



# Way Forward

Moderate Growth in

Organic Chemicals



Healthy Growth in

Inorganic Chemicals



Exploring  
Opportunities in

New Products



Leading to Long Term Sustainable Growth

New Products, New Clients, New Applications, New Opportunities





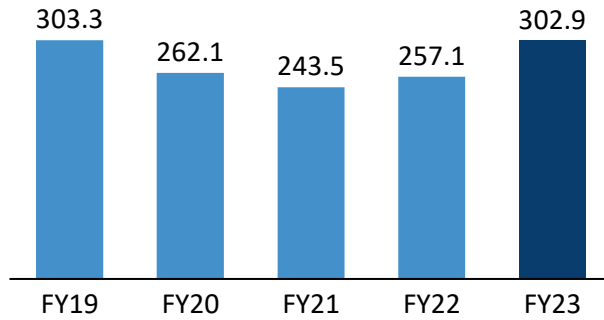
# Financial Highlights



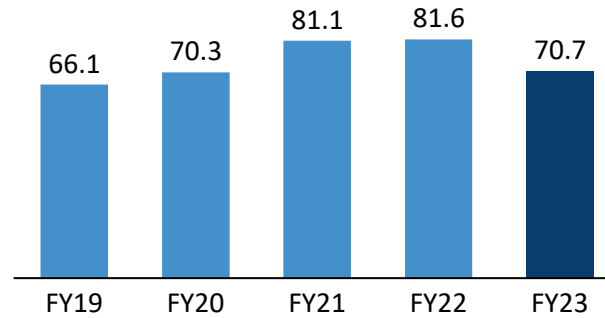
# Financial Trends



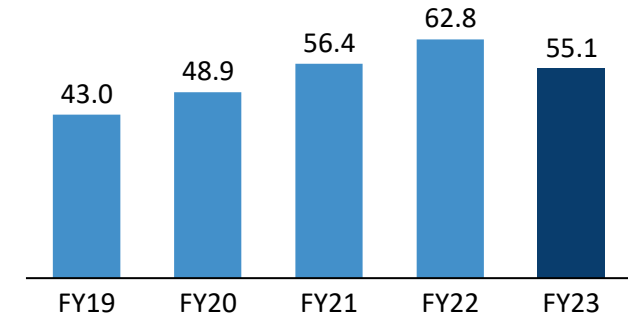
**Total Revenue (Rs. Cr)**



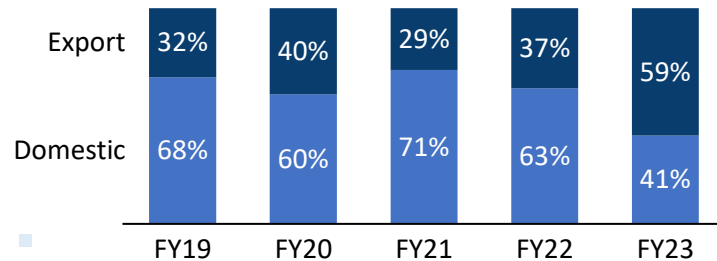
**EBITDA (Rs. Cr)**



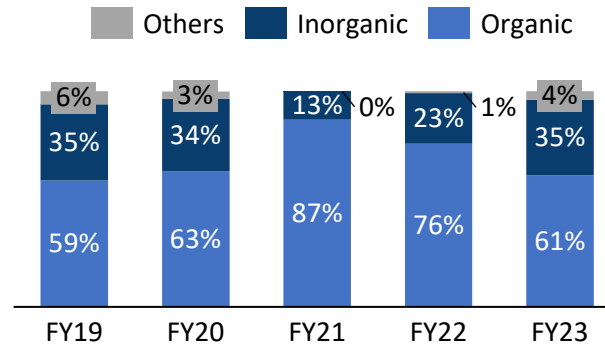
**PAT (Rs. Cr)**



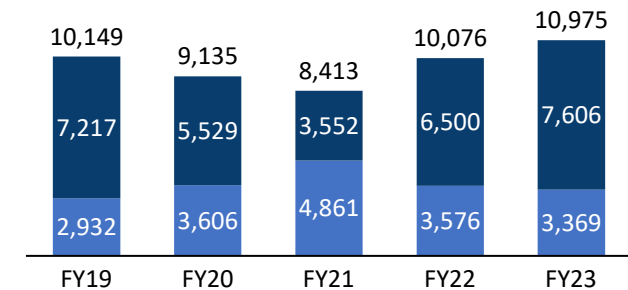
**Geographic-Wise (%)**



**Business-wise (%)**



**Sales Volume (MT)**

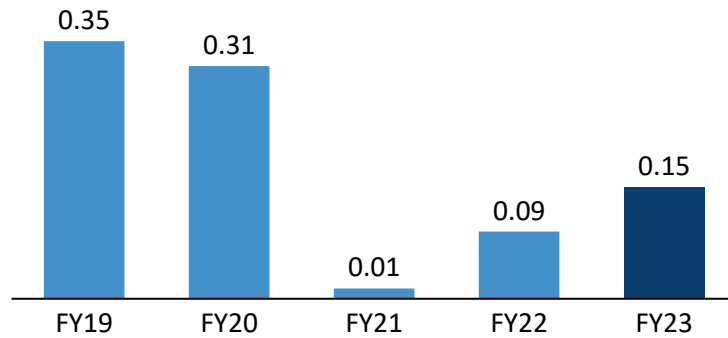


Organic chemicals refers to HMDS, CMIC and Bromobenzene whereas Inorganic chemicals refer to Bromides

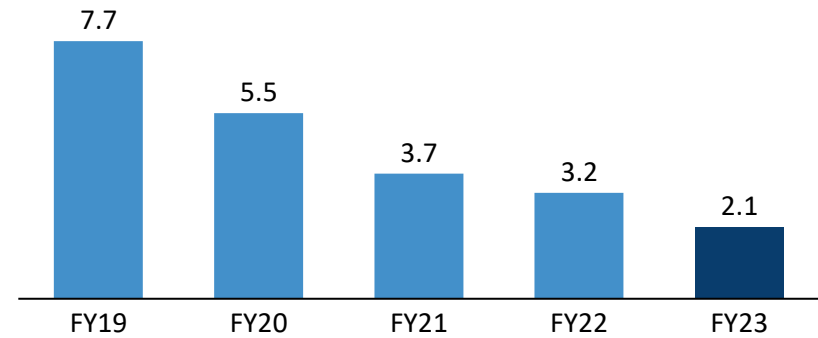
Export data are inclusive of Deemed Exports

# Key Ratios

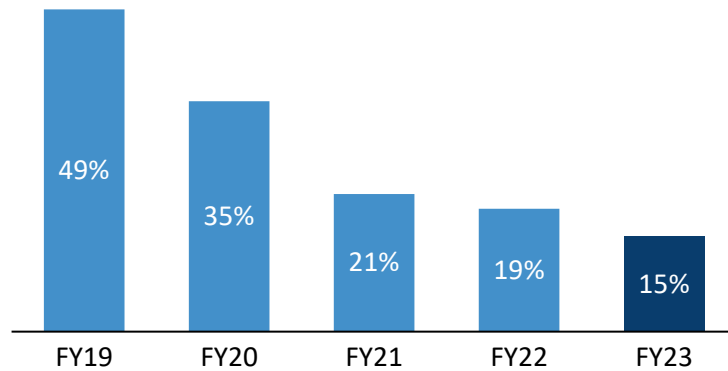
### Net Debt/ equity (x)



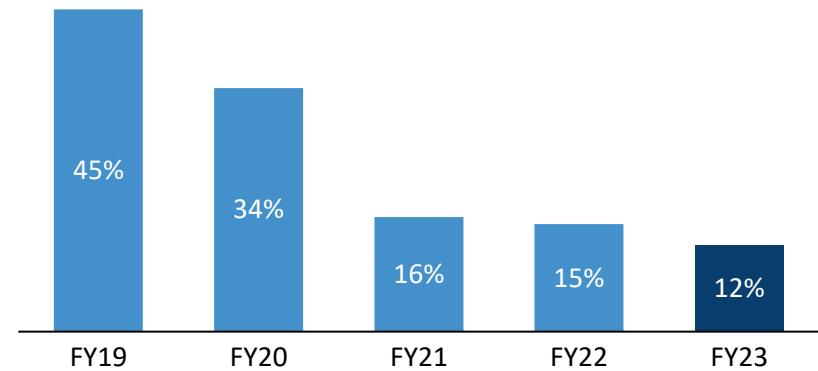
### Fixed Asset Turnover(x)



### ROCE (%)



### ROE (%)



# Thank You



**Chemcon Speciality Chemicals Ltd.**

CIN – L24231GJ1988PLC011652

Mr. Rajesh Gandhi - CFO

Email – [rajesh@cscpl.com](mailto:rajesh@cscpl.com)

[www.cscpl.com](http://www.cscpl.com)

**SGA** Strategic Growth Advisors

**Strategic Growth Advisors Pvt. Ltd.**

CIN - U74140MH2010PTC204285

Mr. Shrikant Sangani / Ms. Shaily Patwa

Email - [shrikant.sangani@sgapl.net](mailto:shrikant.sangani@sgapl.net)/ [shaily.p@sgapl.net](mailto:shaily.p@sgapl.net)

+91 9619595686 / +91 9819494608

[www.sgapl.net](http://www.sgapl.net)

