



CIN: L65190MH2004GOI148838

आईडीबीआई बैंक लिमिटेड
पंजीकृत कार्यालय : आईडीबीआई टॉवर,
डब्ल्यूटीसी कॉम्प्लेक्स, कफ परेड,
मुंबई - 400 005.
टेलिफोन : (+91 22) 6655 3355, 2218 9111
फैक्स : (+91 22) 2218 0411
वेबसाइट : www.idbi.com

IDBI Bank Limited
Regd. Office : IDBI Tower,
WTC Complex, Cuffe Parade,
Mumbai - 400 005.
TEL.: (+91 22) 6655 3355, 2218 9111
FAX : (+91 22) 2218 0411
Website : www.idbi.com

संदर्भसं. 208 /एसएआईसी/2019-20

Nov 18, 2019

The Company Secretary, GEM SPINNERS INDIA LTD 78 Cathedral Road Chennai- 600086 Ph.No- 044 28115190	The Director, Bombay Stock Exchange PhirozeJeejeebhoy Towers, Dalal Street, Mumbai – 400 001.
--	--

प्रियमहोदय/Dear Sir,

सेबी (शेयरों का पर्याप्त अर्जन एवं अधिग्रह) विनियमन 2011 के विनियमन 29 (2) & (3) तथा सेबी (भेदियाकारोबार का निषेध) विनियमन 2015 के विनियमन 7 (3) के तहत प्रकटीकरण

Disclosure under Regulation 29 (2) & (3) of SEBI (Substantial Acquisition of Shares and Takeovers) Regulations, 2011 and Regulation No.7 (3) of SEBI (Prohibition of Insider Trading) Regulations, 2015

This is in reference to the disclosure submitted dated 15/11/2019 we would like to bring to your kind notice that the sale type was wrongly mentioned as 'Sale to Promoter' in one of annexures detailing the sales during the period. Request you to kindly consider the sale type as 'Off Market' only. Please note that there is no change in disclosure submitted earlier except detailed above.

Particulars of sale	Number	% w.r.t. total paid up capital of Target Company
बिक्री से पूर्व शेयर / Shares before sale	78,50,200	12.79%
बेचे गये शेयर / Shares sold from 19/07/2010 to 03/07/2019	78,50,200	12.79%
बिक्री के बाद शेयर / Shares after sale	NIL	NIL


Authorised Signatory

e/c

संदर्भसं. 207 /एसएआईसी/2019-20

Nov 15, 2019

The Company Secretary, GEM SPINNERS INDIA LTD 78 Cathedral Road Chennai- 600086 Ph.No- 044 28115190	The Director, Bombay Stock Exchange PhirozeJeejeebhoy Towers, Dalal Street, Mumbai – 400 001.
---	---

प्रियमहोदय/Dear Sir,

सेबी (शेयरों का पर्याप्त अर्जन एवं अधिग्रह) विनियमन 2011 के विनियमन 29 (2) & (3) तथा सेबी (भेदियाकारोबार का निषेध) विनियमन 2015 के विनियमन 7 (3) के तहत प्रकटीकरण

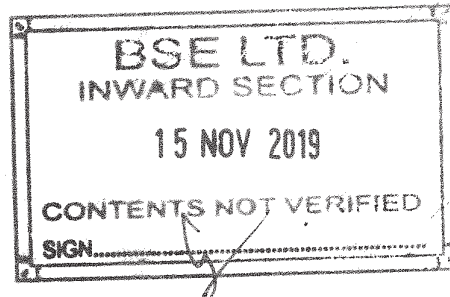
Disclosure under Regulation 29 (2) & (3) of SEBI (Substantial Acquisition of Shares and Takeovers) Regulations, 2011 and Regulation No.7 (3) of SEBI (Prohibition of Insider Trading) Regulations, 2015


उपर्युक्त विनियमन के निबंधनों के अनुसार, हम अनुबंध में दिये गये विवरण के अनुसार जेम स्पिनेर्स लिमिटेड के बेचे गये शेयरों के बारे में इसके साथ संलग्न करते हैं:

In terms of the above Regulations, we hereby disclose the details of shares sold of GEM SPINNERS INDIA LIMITED as per details given in Annexure:

Particulars of sale	Number	% w.r.t. total paid up capital of Target Company
बिक्री से पूर्व शेयर / Shares before sale	78,50,200	12.79%
बेचे गये शेयर / Shares sold from 19/07/2010 to 03/07/2019	78,50,200	12.79%
बिक्री के बाद शेयर / Shares after sale	NIL	NIL

Signature of Authorised Signatory





 (श्रीमती शिप्रा तिवारी)
 उप महा प्रबंधक


ANNEXURE - B

Disclosure under Regulation 29 (2) of SEBI (Substantial Acquisition of Shares and Takeovers) Regulations, 2011

ANNEXURE - B				
Disclosure under Regulation 29 (2) of SEBI (Substantial Acquisition of Shares and Takeovers) Regulations, 2011				
1	Name of the Target Company (TC)	GEM SPINNERS INDIA LIMITED		
2	Name(s) of the acquirer and Persons Acting in Concert (PAC) with the acquirer	As per Annexure		
3	Whether the acquirer belongs to Promoter/ Promoter Group	- N. A. -		
4	Name(s) of the Stock Exchange(s) where the shares of TC are listed	BSE		
5		Number	% w.r.t. total share/voting capital wherever applicable	% w.r.t. total diluted share/voting capital of the TC (**)
	<u>Before the acquisition/disposal under consideration, holding of:</u>			
	a) Shares carrying voting rights	78 50 200	12.79%	12.79%
	b) Shares in the nature of encumbrance (pledge/ lien/non-disposal undertaking/ others)			
	c) Voting Rights (VR) otherwise than by equity shares			
	d) Warrants/convertible securities/any other instrument that entitles the acquirer to receive shares carrying voting rights in the TC (specify holding in each category) acquired/sold			
	Total (a+b+c+d)	78 50 200	12.79%	12.79%
	<u>Details of sale</u>			
	a) Shares carrying voting rights sold	78 50 200	12.79%	12.79%
	b) VRs acquired/sold otherwise than by equity shares			
	c) Warrants/convertible securities/any other instrument that entitles the acquirer to receive shares carryin voting rights in the TC (specify holding in each category) after acquisition			
	d) Shares encumbered / invoked/released by the acquirer			
	Total (a+b+c+d)	78 50 200	12.79%	12.79%
	<u>After the acquisition/Sale holding of:</u>			
	a) Shares carrying voting rights	0	0.00%	0.00%
	b) Shares encumbered with the acquirer			
	c) VRs otherwise than by equity shares			
	d) Warrants/convertible securities/any other instrument that entitles the acquirer to receive shares carryin voting rights in the TC (specify holding in each category) after acquisition			
	Total (a+b+c+d)	0	0.00%	0.00%
6	Mode of sale (e.g. open market/off-market/public issue/rights issue/preferential allotment/inter-se transfer, etc.)	Market & Off-market sale		
7	Date of sale of shares/VR/warrants or date of receipt of intimation of allotment of shares, whichever is applicable	19/07/2010 to 03/07/2019		
8	Equity share capital/total voting capital of the TC before the said acquisition/sale	6 13 71 990		
9	Equity share capital/total voting capital of the TC after the said acquisition/sale	6 13 71 990		
10	Total diluted share/voting capital of the TC after the said acquisition/sale	6 13 71 990		
Note:	(*) Total share capital/ voting capital to be taken as per the latest filing done by the company to the Stock Exchange under Clause 35 of the listing Agreement.			
	(**) Diluted share/voting capital means the total number of shares in the TC assuming full conversion of the outstanding convertible securities/warrants into equity shares of the TC.			
	Signature of the acquirer / seller / Authorised Signatory			
	Place: Mumbai			
	Date: 15/11/2019			



IDBI Bank Ltd					
FINANCE AND ACCOUNTS DEPTT (Investment Cell)					
BROKER WISE SALE DETAILS					
DETAILS OF SALES DURING THE PERIOD FROM 04-Nov-1900 TO 04-Nov-2019					
REPORT DATE :04-Nov-2019					
Name of Company: GEM SPINNERS INDIA LIMITED					
Date	Name of Broker	Exchange	SEBI Registration No.	Shares Sold	Amount
19-Jul-2010	IDBI CAPITAL MARKETS & SECURITIES LTD.(EX-IDBI CAP MKT SER)	BSE	11NZ000007237	5000	18 500.00
20-Jul-2010	IDBI CAPITAL MARKETS & SECURITIES LTD.(EX-IDBI CAP MKT SER)	BSE	11NZ000007237	200	776.00
22-Jul-2010	IDBI CAPITAL MARKETS & SECURITIES LTD.(EX-IDBI CAP MKT SER)	BSE	11NZ000007237	800	2 952.00
23-Jul-2010	IDBI CAPITAL MARKETS & SECURITIES LTD.(EX-IDBI CAP MKT SER)	BSE	11NZ000007237	1800	6 642.00
26-Jul-2010	IDBI CAPITAL MARKETS & SECURITIES LTD.(EX-IDBI CAP MKT SER)	BSE	11NZ000007237	3700	13 727.00
27-Jul-2010	IDBI CAPITAL MARKETS & SECURITIES LTD.(EX-IDBI CAP MKT SER)	BSE	11NZ000007237	1500	5 010.00
28-Jul-2010	IDBI CAPITAL MARKETS & SECURITIES LTD.(EX-IDBI CAP MKT SER)	BSE	11NZ000007237	100	318.00
29-Jul-2010	IDBI CAPITAL MARKETS & SECURITIES LTD.(EX-IDBI CAP MKT SER)	BSE	11NZ000007237	1400	4 242.00
30-Jul-2010	IDBI CAPITAL MARKETS & SECURITIES LTD.(EX-IDBI CAP MKT SER)	BSE	11NZ000007237	600	1 800.00
02-Aug-2010	IDBI CAPITAL MARKETS & SECURITIES LTD.(EX-IDBI CAP MKT SER)	BSE	11NZ000007237	5000	15 100.00
03-Aug-2010	IDBI CAPITAL MARKETS & SECURITIES LTD.(EX-IDBI CAP MKT SER)	BSE	11NZ000007237	1200	3 804.00
09-Aug-2010	IDBI CAPITAL MARKETS & SECURITIES LTD.(EX-IDBI CAP MKT SER)	BSE	11NZ000007237	2000	6 600.00
10-Aug-2010	IDBI CAPITAL MARKETS & SECURITIES LTD.(EX-IDBI CAP MKT SER)	BSE	11NZ000007237	2200	6 908.00
11-Aug-2010	IDBI CAPITAL MARKETS & SECURITIES LTD.(EX-IDBI CAP MKT SER)	BSE	11NZ000007237	1800	5 472.00
16-Aug-2010	IDBI CAPITAL MARKETS & SECURITIES LTD.(EX-IDBI CAP MKT SER)	BSE	11NZ000007237	1300	3 900.00
17-Aug-2010	IDBI CAPITAL MARKETS & SECURITIES LTD.(EX-IDBI CAP MKT SER)	BSE	11NZ000007237	400	1 200.00
19-Aug-2010	IDBI CAPITAL MARKETS & SECURITIES LTD.(EX-IDBI CAP MKT SER)	BSE	11NZ000007237	5000	15 000.00
20-Aug-2010	IDBI CAPITAL MARKETS & SECURITIES LTD.(EX-IDBI CAP MKT SER)	BSE	11NZ000007237	5000	15 450.00
23-Aug-2010	IDBI CAPITAL MARKETS & SECURITIES LTD.(EX-IDBI CAP MKT SER)	BSE	11NZ000007237	5000	15 000.00
24-Aug-2010	IDBI CAPITAL MARKETS & SECURITIES LTD.(EX-IDBI CAP MKT SER)	BSE	11NZ000007237	1000	3 000.00
25-Aug-2010	IDBI CAPITAL MARKETS & SECURITIES LTD.(EX-IDBI CAP MKT SER)	BSE	11NZ000007237	1000	3 000.00
27-Aug-2010	IDBI CAPITAL MARKETS & SECURITIES LTD.(EX-IDBI CAP MKT SER)	BSE	11NZ000007237	5000	15 000.00
02-Sep-2010	IDBI CAPITAL MARKETS & SECURITIES LTD.(EX-IDBI CAP MKT SER)	BSE	11NZ000007237	5900	17 700.00
03-Sep-2010	IDBI CAPITAL MARKETS & SECURITIES LTD.(EX-IDBI CAP MKT SER)	BSE	11NZ000007237	10000	30 000.00
07-Sep-2010	IDBI CAPITAL MARKETS & SECURITIES LTD.(EX-IDBI CAP MKT SER)	BSE	11NZ000007237	10000	31 300.00
08-Sep-2010	IDBI CAPITAL MARKETS & SECURITIES LTD.(EX-IDBI CAP MKT SER)	BSE	11NZ000007237	8500	26 180.00
13-Sep-2010	IDBI CAPITAL MARKETS & SECURITIES LTD.(EX-IDBI CAP MKT SER)	BSE	11NZ000007237	10000	30 300.00
14-Sep-2010	IDBI CAPITAL MARKETS & SECURITIES LTD.(EX-IDBI CAP MKT SER)	BSE	11NZ000007237	10000	30 000.00
15-Sep-2010	IDBI CAPITAL MARKETS & SECURITIES LTD.(EX-IDBI CAP MKT SER)	BSE	11NZ000007237	18000	55 440.00
16-Sep-2010	IDBI CAPITAL MARKETS & SECURITIES LTD.(EX-IDBI CAP MKT SER)	BSE	11NZ000007237	900	2 790.00
17-Sep-2010	IDBI CAPITAL MARKETS & SECURITIES LTD.(EX-IDBI CAP MKT SER)	BSE	11NZ000007237	500	1 500.00
20-Sep-2010	IDBI CAPITAL MARKETS & SECURITIES LTD.(EX-IDBI CAP MKT SER)	BSE	11NZ000007237	1900	5 833.00
21-Sep-2010	IDBI CAPITAL MARKETS & SECURITIES LTD.(EX-IDBI CAP MKT SER)	BSE	11NZ000007237	1500	4 725.00
22-Sep-2010	IDBI CAPITAL MARKETS & SECURITIES LTD.(EX-IDBI CAP MKT SER)	BSE	11NZ000007237	3100	9 300.00
24-Sep-2010	IDBI CAPITAL MARKETS & SECURITIES LTD.(EX-IDBI CAP MKT SER)	BSE	11NZ000007237	1500	4 500.00
27-Sep-2010	IDBI CAPITAL MARKETS & SECURITIES LTD.(EX-IDBI CAP MKT SER)	BSE	11NZ000007237	500	1 500.00
28-Sep-2010	IDBI CAPITAL MARKETS & SECURITIES LTD.(EX-IDBI CAP MKT SER)	BSE	11NZ000007237	2300	6 900.00
30-Sep-2010	IDBI CAPITAL MARKETS & SECURITIES LTD.(EX-IDBI CAP MKT SER)	BSE	11NZ000007237	100	300.00
01-Oct-2010	IDBI CAPITAL MARKETS & SECURITIES LTD.(EX-IDBI CAP MKT SER)	BSE	11NZ000007237	5600	16 800.00
07-Oct-2010	IDBI CAPITAL MARKETS & SECURITIES LTD.(EX-IDBI CAP MKT SER)	BSE	11NZ000007237	400	1 200.00
11-Oct-2010	IDBI CAPITAL MARKETS & SECURITIES LTD.(EX-IDBI CAP MKT SER)	BSE	11NZ000007237	1200	3 600.00
12-Oct-2010	IDBI CAPITAL MARKETS & SECURITIES LTD.(EX-IDBI CAP MKT SER)	BSE	11NZ000007237	800	2 400.00
14-Oct-2010	IDBI CAPITAL MARKETS & SECURITIES LTD.(EX-IDBI CAP MKT SER)	BSE	11NZ000007237	2000	6 000.00
18-Oct-2010	IDBI CAPITAL MARKETS & SECURITIES LTD.(EX-IDBI CAP MKT SER)	BSE	11NZ000007237	5000	15 000.00
19-Oct-2010	IDBI CAPITAL MARKETS & SECURITIES LTD.(EX-IDBI CAP MKT SER)	BSE	11NZ000007237	4400	13 200.00
20-Oct-2010	IDBI CAPITAL MARKETS & SECURITIES LTD.(EX-IDBI CAP MKT SER)	BSE	11NZ000007237	1600	4 800.00
21-Oct-2010	IDBI CAPITAL MARKETS & SECURITIES LTD.(EX-IDBI CAP MKT SER)	BSE	11NZ000007237	2500	7 500.00
22-Oct-2010	IDBI CAPITAL MARKETS & SECURITIES LTD.(EX-IDBI CAP MKT SER)	BSE	11NZ000007237	1400	4 200.00
25-Oct-2010	IDBI CAPITAL MARKETS & SECURITIES LTD.(EX-IDBI CAP MKT SER)	BSE	11NZ000007237	500	1 500.00
26-Oct-2010	IDBI CAPITAL MARKETS & SECURITIES LTD.(EX-IDBI CAP MKT SER)	BSE	11NZ000007237	2400	7 200.00
27-Oct-2010	IDBI CAPITAL MARKETS & SECURITIES LTD.(EX-IDBI CAP MKT SER)	BSE	11NZ000007237	1100	3 300.00
28-Oct-2010	IDBI CAPITAL MARKETS & SECURITIES LTD.(EX-IDBI CAP MKT SER)	BSE	11NZ000007237	5000	15 000.00
29-Oct-2010	IDBI CAPITAL MARKETS & SECURITIES LTD.(EX-IDBI CAP MKT SER)	BSE	11NZ000007237	500	1 500.00



IDBI Bank Ltd					
FINANCE AND ACCOUNTS DEPTT (Investment Cell)					
BROKER WISE SALE DETAILS					
DETAILS OF SALES DURING THE PERIOD FROM 04-Nov-1900 TO 04-Nov-2019					
					REPORT DATE :04-Nov-2019
Name of Company: GEM SPINNERS INDIA LIMITED					
Date	Name of Broker	Exchange	SEBI Registration No.	Shares Sold	Amount
01-Nov-2010	IDBI CAPITAL MARKETS & SECURITIES LTD.(EX-IDBI CAP MKT SER)	BSE	11NZ000007237	7000	21 000.00
02-Nov-2010	IDBI CAPITAL MARKETS & SECURITIES LTD.(EX-IDBI CAP MKT SER)	BSE	11NZ000007237	200	600.00
03-Nov-2010	IDBI CAPITAL MARKETS & SECURITIES LTD.(EX-IDBI CAP MKT SER)	BSE	11NZ000007237	200	600.00
08-Nov-2010	IDBI CAPITAL MARKETS & SECURITIES LTD.(EX-IDBI CAP MKT SER)	BSE	11NZ000007237	2700	8 100.00
09-Nov-2010	IDBI CAPITAL MARKETS & SECURITIES LTD.(EX-IDBI CAP MKT SER)	BSE	11NZ000007237	2100	6 300.00
10-Nov-2010	IDBI CAPITAL MARKETS & SECURITIES LTD.(EX-IDBI CAP MKT SER)	BSE	11NZ000007237	3300	9 900.00
11-Nov-2010	IDBI CAPITAL MARKETS & SECURITIES LTD.(EX-IDBI CAP MKT SER)	BSE	11NZ000007237	1600	4 800.00
12-Nov-2010	IDBI CAPITAL MARKETS & SECURITIES LTD.(EX-IDBI CAP MKT SER)	BSE	11NZ000007237	4700	14 100.00
15-Nov-2010	IDBI CAPITAL MARKETS & SECURITIES LTD.(EX-IDBI CAP MKT SER)	BSE	11NZ000007237	500	1 500.00
16-Nov-2010	IDBI CAPITAL MARKETS & SECURITIES LTD.(EX-IDBI CAP MKT SER)	BSE	11NZ000007237	900	2 700.00
29-Nov-2010	IDBI CAPITAL MARKETS & SECURITIES LTD.(EX-IDBI CAP MKT SER)	BSE	11NZ000007237	500	1 500.00
02-Dec-2010	IDBI CAPITAL MARKETS & SECURITIES LTD.(EX-IDBI CAP MKT SER)	BSE	11NZ000007237	100	300.00
07-Dec-2010	IDBI CAPITAL MARKETS & SECURITIES LTD.(EX-IDBI CAP MKT SER)	BSE	11NZ000007237	2900	8 468.00
08-Dec-2010	IDBI CAPITAL MARKETS & SECURITIES LTD.(EX-IDBI CAP MKT SER)	BSE	11NZ000007237	900	2 439.00
09-Dec-2010	IDBI CAPITAL MARKETS & SECURITIES LTD.(EX-IDBI CAP MKT SER)	BSE	11NZ000007237	7300	19 053.00
10-Dec-2010	IDBI CAPITAL MARKETS & SECURITIES LTD.(EX-IDBI CAP MKT SER)	BSE	11NZ000007237	15800	39 026.00
13-Dec-2010	IDBI CAPITAL MARKETS & SECURITIES LTD.(EX-IDBI CAP MKT SER)	BSE	11NZ000007237	15500	36 890.00
14-Dec-2010	IDBI CAPITAL MARKETS & SECURITIES LTD.(EX-IDBI CAP MKT SER)	BSE	11NZ000007237	100	240.00
15-Dec-2010	IDBI CAPITAL MARKETS & SECURITIES LTD.(EX-IDBI CAP MKT SER)	BSE	11NZ000007237	5600	12 992.00
16-Dec-2010	IDBI CAPITAL MARKETS & SECURITIES LTD.(EX-IDBI CAP MKT SER)	BSE	11NZ000007237	6100	13 359.00
20-Dec-2010	IDBI CAPITAL MARKETS & SECURITIES LTD.(EX-IDBI CAP MKT SER)	BSE	11NZ000007237	4300	9 417.00
21-Dec-2010	IDBI CAPITAL MARKETS & SECURITIES LTD.(EX-IDBI CAP MKT SER)	BSE	11NZ000007237	1000	2 180.00
22-Dec-2010	IDBI CAPITAL MARKETS & SECURITIES LTD.(EX-IDBI CAP MKT SER)	BSE	11NZ000007237	1000	2 260.00
23-Dec-2010	IDBI CAPITAL MARKETS & SECURITIES LTD.(EX-IDBI CAP MKT SER)	BSE	11NZ000007237	10900	23 871.00
24-Dec-2010	IDBI CAPITAL MARKETS & SECURITIES LTD.(EX-IDBI CAP MKT SER)	BSE	11NZ000007237	5200	10 608.00
27-Dec-2010	IDBI CAPITAL MARKETS & SECURITIES LTD.(EX-IDBI CAP MKT SER)	BSE	11NZ000007237	5200	10 400.00
29-Dec-2010	IDBI CAPITAL MARKETS & SECURITIES LTD.(EX-IDBI CAP MKT SER)	BSE	11NZ000007237	2500	5 000.00
11-Sep-2012	IDBI CAPITAL MARKETS & SECURITIES LTD.(EX-IDBI CAP MKT SER)	BSE	11NZ000007237	4500	10 125.00
31-Jan-2014	IDBI CAPITAL MARKETS & SECURITIES LTD.(EX-IDBI CAP MKT SER)	BSE	11NZ000007237	2500	7 234.75
IDBI CAPITAL MARKETS & SECURITIES LTD.(EX-IDBI CAP MKT SER) TOTAL				285200	8 09 831.75
TOTAL ON-MARKET SALE (A)				285200	8 09 831.75
OFF-MARKET SALE					
Sale Date	Name of Company	Exchange	Sale Type	No. of shares Sold	Amount Realised(Rs.)
03-Jul-2019	GEM SPINNERS INDIA LIMITED	Not applicable	Off-Market	7565000	75 65 000.00
TOTAL OFF-MARKET SALE (B)				7565000	75 65 000.00
GRAND TOTAL (A)+(B)				7850200	83 74 831.75

