

27<sup>th</sup> August, 2024

**BSE Limited**

Phiroze Jeejeebhoy Towers, Dalal  
Street,  
Mumbai 400 001

**National Stock Exchange of India Limited**

Exchange Plaza, Plot No. C/1,  
G Block, Bandra – Kurla Complex,  
Bandra (East),  
Mumbai 400 051

Scrip Code: **507779**

Trading Symbol: **KANPRPLA**

**SUB: NOTICE OF 53<sup>RD</sup> ANNUAL GENERAL MEETING ALONG WITH  
ANNUAL REPORT AND CALENDAR OF EVENTS**

Dear Sir,

This is to inform you that the **53<sup>rd</sup> ANNUAL GENERAL MEETING** (“AGM”) of the Company is scheduled to be held on **Friday, the 20<sup>th</sup> day of September, 2024** at **12:00 Noon** to transact the business as set forth in the Notice dated 24<sup>th</sup> August, 2024 convening the AGM.

Pursuant to Regulation 34(1) of SEBI (Listing Obligations and Disclosure Requirements) Regulations, 2015, we are submitting herewith the Annual Report of the Company along with Notice of AGM for the Financial Year 2023-24.

The 53<sup>rd</sup> Annual Report of the Company for the year 2023-24 comprising Notice, Directors Report, Auditors Report and Audited Financial Statements is also available on the Company’s website and can be downloaded from the below link:

[https://www.kanplas.com/report\\_pdf/Kanpur\\_Plastic\\_Limited\\_Annual\\_Report\\_2023-24\\_1724657196.pdf](https://www.kanplas.com/report_pdf/Kanpur_Plastic_Limited_Annual_Report_2023-24_1724657196.pdf)

D19-20 Panki Industrial Area, Kanpur - 208022, India  
tel.no: +91 (512) 2691113-116 | fax: +91 (512) 2691117  
email: [info@kanplas.com](mailto:info@kanplas.com) | web: [www.kanplas.com](http://www.kanplas.com)

Manufacturers & Exporters: HDPE/PP Circular  
Woven Fabrics, Sacks and FIBCS/Jumbo Bags  
Multifilament Yarn

CIN L25209UP09UP1971PLC003444  
ISO 9000:2008 ISO 22000 AIB BRC Certified

As per the provisions of Section 108 of the Companies Act, 2013 read with Rule 20 of the Companies (Management and Administration) Rules, 2014, as amended from time to time, and Regulation 44 of the Securities and Exchange Board of India (Listing Obligations and Disclosure Requirements) Regulations, 2015, the Company is pleased to provide its Members, the facility to exercise their right to vote at the 53<sup>rd</sup> AGM by electronic means. The facility of casting votes by the Members using electronic voting system (remote e-voting) is provided by NSDL.

The **Calendar of Events** in this regard are given herein below:

1. EVEN : 130278
2. Date and Time of AGM : Friday, 20<sup>th</sup> September, 2024 at 12:00 Noon
3. Mode : Physical
4. Agency for E-voting : National Securities Depository Limited
5. Name of Scrutinizer : CS Adesh Tandon, Practicing Company Secretary
6. Cut-off date for providing E-voting rights : 14<sup>th</sup> September, 2024
7. Remote E-Voting period : Start : 17<sup>th</sup> September, 2024 (9:00 A.M.) to  
: Close : 19<sup>th</sup> September, 2024 (5:00 P.M.)
8. Book Closure : 14<sup>th</sup> September, 2024 to 20<sup>th</sup> September, 2024  
(both days inclusive)
9. Last date of submission of Report by scrutinizer : 21<sup>st</sup> September, 2024
10. Last date of declaration of result by Chairman : 21<sup>st</sup> September, 2024

The detailed procedure to cast the vote through e-voting can be accessed from the below link:

[https://www.kanplas.com/report\\_pdf/Instruction\\_for\\_E-Voting\\_1724657082.pdf](https://www.kanplas.com/report_pdf/Instruction_for_E-Voting_1724657082.pdf)

The facility for voting, either through electronic voting system or ballot or polling paper shall also be made available at the meeting and members attending the meeting who have not already casted their vote by remote e-voting shall be able to exercise their right at the meeting. The members who have casted their vote by remote e-voting prior to the meeting may also attend the meeting but shall not be entitle to cast their vote again.

Please take the same on record oblige.

Thanking You.

Yours faithfully,  
**For Kanpur Plastipack Limited**

**(Ankur Srivastava)**  
**Company Secretary**

**Encl: A/a**

# Transforming for a growing India

Deep expertise | Quality offerings | Sustainable growth





# Transforming for a growing India

Innovation-driven | Quality-focused | Customer-centric

At Kanpur Plastipack Ltd. (KPL), we are thrilled to support India's remarkable growth. With over 50 years of expertise, we have become a leader in creating top-notch packaging solutions for various industries. Our journey is driven by innovation, quality, and a deep commitment to meet our customers' needs. As we look to the future, we are dedicated to help India shine on the global stage with our reliable and efficient products.

At KPL, we are innovation driven, quality focused and customer centric. More than 70% of our revenue comes from export which contribute to the India's growth story. We know businesses need packaging they can trust, which is why we use cutting-edge technology and strict quality control to ensure excellence. Our unwavering focus on quality has made us a trusted name worldwide.

Sustainability is a core value at KPL. We believe in growing responsibly, with eco-friendly production processes and recyclable materials. As we continue to evolve, we are committed to balancing economic growth with environmental care, ensuring a brighter future for all.

**CORPORATE OVERVIEW**

KPL at a Glance ..... 02

Chairman cum  
Managing Director’s Message ..... 04

An interaction with  
Dy. Managing Director ..... 05

Our Financial  
Performance ..... 06

Social Responsibility ..... 07

Board of Directors ..... 08

Reference to  
further reading online



scan this QR  
code in your QR  
mobile application  
know more about us

**Forward looking statement**

Some information in this report may contain forward-looking statements. These forward looking statements are based on our current beliefs, expectations and intentions as to facts, actions and events that will or may occur in the future. Such statements generally are identified by forward-looking words such as “believe,” “plan,” “anticipate,” “continue,” “estimate,” “expect,” “may,” “will” or other similar words. A forward-looking statement may include a statement of the assumptions or basis underlying the forward-looking statement. We have chosen these assumptions or basis in good faith, and we believe that they are reasonable in all material respects. However, we caution you that forward looking statements and assumed facts or bases may vary from actual results, and the differences between the results implied by the forward-looking statements and assumed facts or basis and actual results can be material, depending on the circumstances.

**STATUTORY REPORTS**

Corporate Information ..... 10

Notice ..... 11

Board’s Report ..... 29

Management  
Discussion & Analysis ..... 54

# What's Inside

**FINANCIAL STATEMENTS**

Standalone  
Financial Statements ..... 59

Consolidated  
Financial Statements ..... 108



You can also find this report online  
<https://kanplas.com/en/home>

# KPL at a Glance

At Kanpur Plastipack Ltd (KPL), we pride ourselves on being a distinguished name in the manufacturing sector, renowned for our high-quality Flexible Intermediate Bulk Containers (FIBCs), PP Multi-filament Yarn (MFY), PP Woven Fabrics, UV Masterbatches, and the most recent addition to our portfolio Cast Polypropylene (CPP) Films.

## What We Do?

At KPL, we are specialized in delivering top-tier bulk packaging solutions tailored as per our customer's specific demands and requirements. Our product range includes:

### Flexible Intermediate Bulk Containers (FIBCs):

Durable and versatile solutions for transporting and storing bulk goods.

### PP Woven Fabrics

Robust and reliable fabrics designed for a wide array of uses.

### PP Multi-filament Yarn (MFY):

High-strength yarn used in various industrial applications.

### Cast Polypropylene (CPP) Films

High-quality packaging films to meet diverse market needs in flexible packaging.

### UV Masterbatches

Advanced additives that enhance the UV resistance of plastic products.

### Liner

Lines made of PP/PE helps to keep the product safe

## How We Do It?

We work closely with our clients to deliver customized solutions that meet their precise needs, ensuring premium quality at a reasonable price. Our success and substantial increase in production capacity are rooted in our value-driven approach and persistent commitment to meeting customer expectations.

## Where We Are Located?

All our units are located in Kanpur nagar and Kanpur Dehat. Our strategic location enables us to leverage local resources and talent to manufacture and deliver our products efficiently.



### Our Vision

Our vision is to enhance the lives of business communities through technologically advanced packaging solutions and a value-driven partnership.



### Our Mission

Our mission is to inspire, innovate and bring forth a tangible change in market leadership through customer satisfaction and global partnerships.





**Our Values**



Deliver what is Promised



Embrace Challenges



Process Oriented



Agility



Committed

**The Market We Cater To**

**50+**

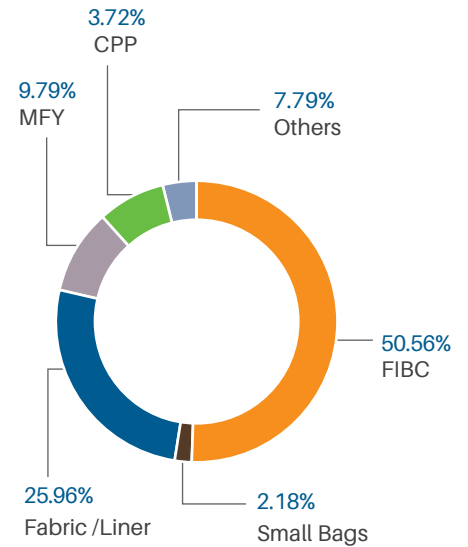
Years of Legacy

**60+ Countries**

Market presence

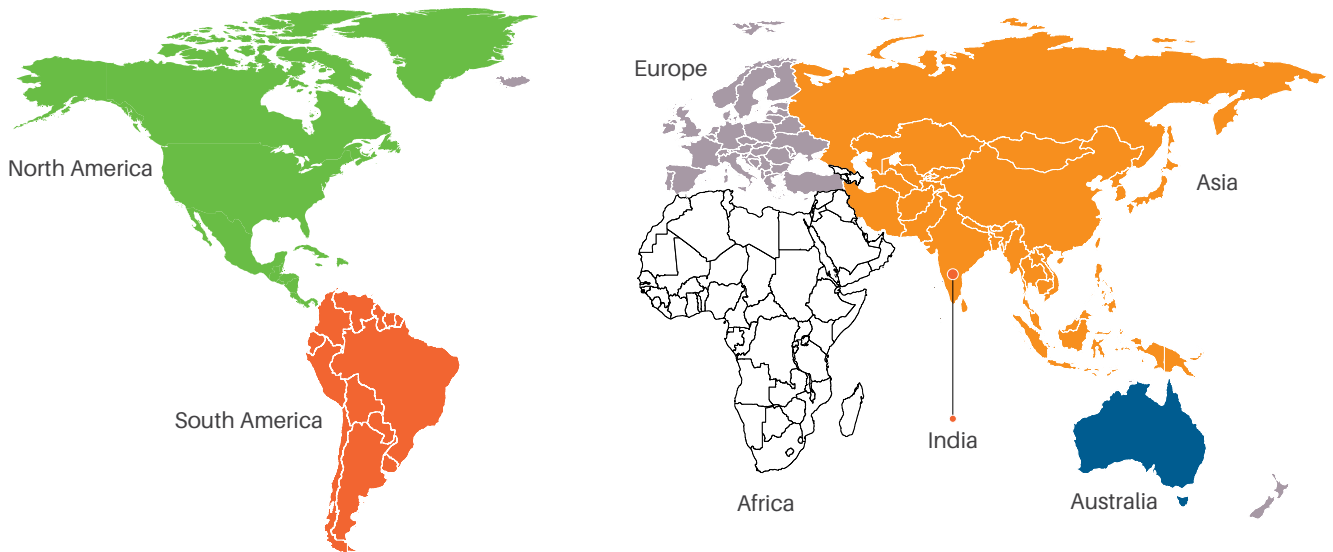
**A+ Grade**

BRCGS

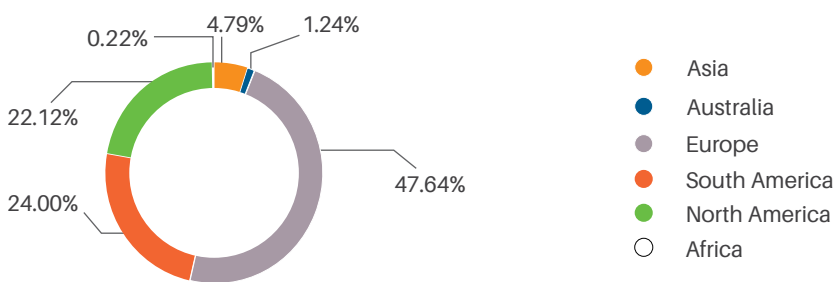


**Global Presence**

Operating from Kanpur, India, our manufacturing facilities fuel our global distribution network reaching:



**Continent Wise Exports**





# Chairman cum Managing Director's Message



## Dear Stakeholders,

I am delighted to present our annual report for the fiscal year 2023-24. This year has been a whirlwind of challenges and triumphs. The global stage was fraught with obstacles, from the Russia-Ukraine conflict which is yet to see any sign of being resolved and the fresh threat imposed on exports by the Red Sea crisis also did not help matters. Soaring inflation and an economic slowdown in Europe. Yet, in the face of these adversities, we have emerged stronger and more resilient.

### Resilience and Adaptability

Navigating these turbulent times required us to be agile and innovative. We adapted swiftly to the shifting market conditions, demonstrating our ability to stay ahead of the curve. Despite a dip in revenue, our strategic cost-cutting measures kept our operations viable. This period of introspection has reinforced our commitment to resilience and adaptability, turning challenges into stepping stones for future success.

### Sustainability and Growth

Looking forward, we are eager to explore new markets and diversify our geographical presence. Our participation in global events like Interpack 23 in Germany and Plastindia 23 in New Delhi has opened new avenues for customer engagement and growth. By broadening our customer base, we aim to mitigate risks associated with economic fluctuations in any one market.

Sustainability is at the core of our operations. We have made significant stride in adopting renewable energy solutions. Our focus on sustainability not only supports environmental preservation but also strengthens our position as a forward-thinking industry leader.

### Building Strong Relationships

Our success is deeply rooted in strong relationships. We prioritize customer satisfaction and strive to build long-term partnerships that foster loyalty and mutual growth. By leveraging advanced technologies and committing to continuous improvement, we aim to enhance our efficiency and provide exceptional value to our customers.

Our leadership philosophy is centred on empowerment, transparent communication,

and ethical behaviour. We believe in nurturing an environment where employees feel valued and motivated, unlocking their full potential. This approach drives our growth and helps us reach new heights of success. We are committed to fostering a culture of innovation and excellence that propels our organization forward.

While the year gone by has been a challenging one financially, we do believe that the worst is over. The delayed commissioning of the CPP plant coupled with severe market conditions was largely responsible for the subdued results in the year. Early signs of a recovery in the market are already visible.

As we look ahead, we are excited about the opportunities that lie before us. By capitalizing on our strengths and staying true to our strategic vision, we are poised to shape a brighter future for Kanpur Plastipack and all our stakeholders.

In closing, I want to express my sincere gratitude to each of our stakeholders for your unwavering support and belief in our vision. Together, we will continue to strive for excellence and achieve greater success in our endeavours. Let us embrace the future with optimism and a collective spirit of innovation.

Regards,

**Manoj Agarwal**  
Chairman cum Managing Director

# An interaction with Dy. Managing Director



## Can you share some highlights of the company's performance this year?

Year 2023-24 was a tough year for us marked with a subdued performance, but was the year which truly showcased our resilience and innovative spirit. The performance of the Company was affected due to volatility in the global market, increased competition from within the country and an affected geopolitical environment. Despite this, it is heartening to note that the operational performance of the Company has improved in production and sales both. Although, the margins were under pressure.



## What achievements are you particularly proud of this year?

The year witnessed the diversification and establishment of new vertical of the

Company in the form of Cast Polypropylene (CPP), although the performance from this division is sluggish during the starting face but we are confident for better results in coming years. This project is a testament to our commitment to innovation and expansion. We resumed fabric orders from Brazil, which is a fantastic news and a great boost for our sales. Our ability to adapt quickly to market changes and maintain strong customer relationships has been crucial in navigating this challenging period. Additionally, our participation in Interpack 2023 in Dusseldorf, Germany like events have opened new avenues, increasing customer engagement and interest in our products.



## Can you elaborate on the company's commitment to sustainability?

Sustainability is at the core of our values and operations. During 2023-24, we met 45% of our power needs through renewable energy sources. This not only aligns with our environmental goals but also showcases our commitment to innovative and responsible practices. We are continuously exploring ways to reduce our carbon footprint and enhance our energy efficiency. Our

dedication to sustainability is reflected in our daily operations and long-term strategies, ensuring that we contribute positively to the environment while achieving our business goals.



## What exciting developments and plans are on the horizon for Kanpur Plastipack?

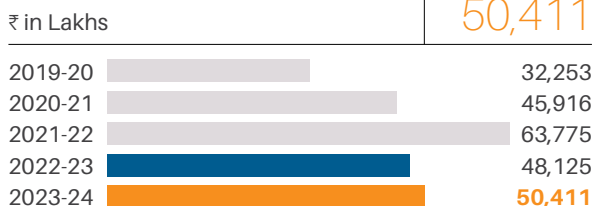
We have some thrilling initiatives ahead. Our new Cast Polypropylene (CPP) film project is all set to significantly boost our top and bottom lines. Leveraging our state-of-the-art facilities to produce complex and value-added bags, we are more focused on innovation backed with digitalization and process improvement measures. We continue to widen our international presence, recently we have also penetrated the Japanese market which will further open new avenues for the Company. Despite the radically heightened external risk environment, our resilient business model will drive the business forward. We are excited about the future and are confident that our strategic initiatives will drive sustainable growth and success.

Regards,


**Shashank Agarwal**  
Deputy Managing Director

# Our Financial Performance


## Revenue



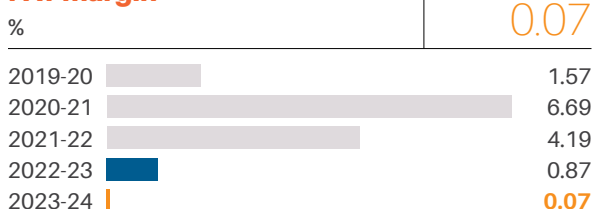
## Profit before Tax



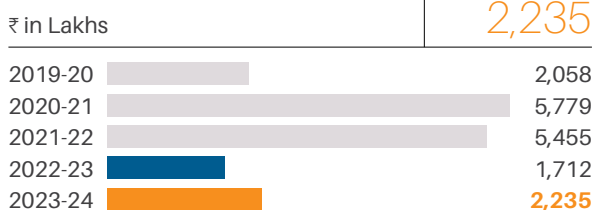
## Profit after tax



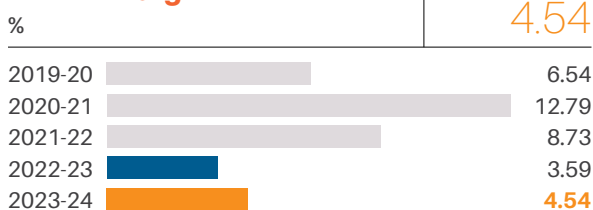
## PAT margin



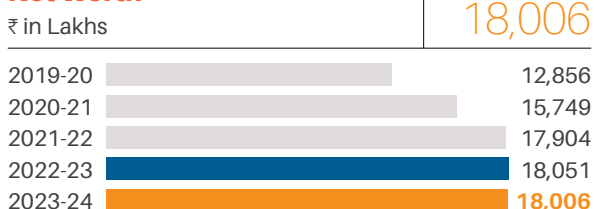
## EBITDA



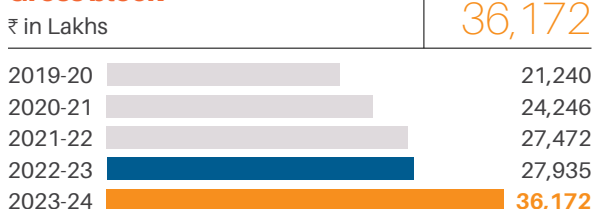
## EBITDA margin



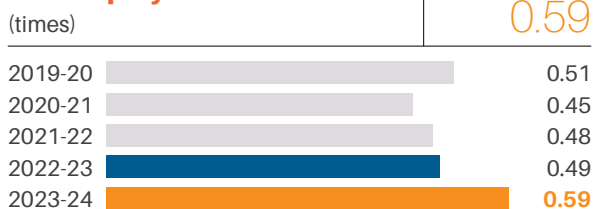
## Net Worth




## Gross block



## Debt-equity



## Earnings per share



# Social Responsibility

Corporate Social Responsibility (CSR) is deeply ingrained in our ethos at KPL, guiding our operations and commitment to the welfare of society.

## Focus area:



We intend to give back to the communities where we operate to achieve a sustainable growth.

### Healthcare

- ▶ **Clinic**  
We have established a clinic at Nauraiya Kheda village located adjoining to our factory to provide free medical facilities to the villagers of nearby locations.
- ▶ **Medical Camps**  
We regularly organise Health Checkup Camps for villagers residing in nearby villages of our factory

### Environment

- ▶ **Creating the green cover**  
We have adopted a park for the conservation of flora and fauna and its beautification
- ▶ **Adoption of Renewal Energy**  
We are always a front runner in adoption of renewable energy sources. During 2023-24, more than 45% power needs are sourced through solar energy

### Education & Skill Development

- ▶ **Setup of Online Education Cafe**  
We have established an online education cafe at Kshetreyia Inter College, Kanpur Dehat for providing uninterrupted quality education to rural students.
- ▶ **Education support**  
We provide education support to financially backward students.

## 9137

Patient treated during the year in medical clinic.

## 904

Number of person attended the health checkup camp

# Board of Directors



**Manoj Agarwal**



Chairman Cum  
Managing Director

He holds a Masters in Management Studies from BITS, Pilani and has been guiding the Company's Operations for over 40 years. Under his able leadership the Company's operations have improved considerably. He holds vast experience in operations, administration & export marketing. He has been the past Chairman of the Plastics Export Promotion Council and a member of its COA, a Past President of the Tie UP chapter, Past President of Indian Flexible Intermediate Bulk Container Association, Member of the Management Committee of Plastindia foundation and is actively involved in a number of professional and social bodies.



**Shashank Agarwal**



Deputy Managing Director

He holds a B. Engg. (Hons.) degree in Manufacturing Engineering & Operation Management from the University of Nottingham, UK. He has also done a summer course on International Marketing from Harvard Business School, USA, prior to joining the Company. Now he has completed more than 14 years in the Company and has been instrumental in streamlining the Company's operations with backward integration and product diversification. He has brought about various improvements in the production and marketing strategies of the Company leading to a considerable improvement in the Company's performance.



**Sunil Mehta**

Independent Director

He holds a B.Tech degree in Textile Technology from TIT, Bhiwani and has over 35 years of experience in the woven sacks industry. He joined the Company in the year 2002 as Vice President. Since then, with his dedicated and able leadership, the manufacturing operations of the Company have grown to multiple locations. He has been instrumental in improving the performance of the Company to world class levels.



**Usha Agarwal**



Non-Executive Director

She is an Honors Graduate in Botany from the University of Calcutta and has gained experience in administration. She has also contributed actively in the marketing department of the Company for about six years and her vast expertise and knowledge has been beneficial for the growth of the Company. Actively involved in a number of social and philanthropic organizations as a President and committee member



**Akshay Kumar Gupta**



Executive Director

He is a Practicing Chartered Accountant with over 35 years of experience as the founder partner of Mittal Gupta & Company. He has been professionally active in the Institute of Chartered Accountants of India as a Member of its Central Council contributing as a Chairman and Member of a number of its Committees. A Past President of the Kanpur Chartered Accountants Society, Member Fiscal Law Committee of Merchants Chambers of Uttar Pradesh, Member of Funds Management Committee of IIT, Kanpur are only some of his credentials. He has a number of technical articles and publications to his credit.



**Dharam Bir Prasad**



Independent Director

He is a M. Sc. in Nuclear Physics and a MBA (Hons.) from Lucknow University. He retired from the State Bank of India after serving for over 35 years. He was last posted as the General Manager and Principle at the Staff Training Academy, Gurugram. He also gained wide experience in International banking and treasury operations during a Four- and half-year stint in Frankfurt as Vice President (Control).



**Rajesh Chawla**



Independent Director

He is a Bachelor of Mechanical Engineering (Honours) from BITS, Pilani. He brings with him over 45 years of diversified experience in the operations and manufacturing verticals of various prestigious organizations. He was Director Manufacturing at Lohia Corp Limited, Kanpur and also worked as a Director Operations at Ingersoll Rand Technologies and Services Pvt Ltd.



**Sanjeev Singhal**



Independent Director

He is a Chartered Accountant and a Company Secretary with a Hons. Degree in Economics from Loyola College, Chennai. He brings with him over 35 years of diversified experience across various industries that include Financial Services, Management Consultancy, Media, Telecom, Retail, Solar Power & Renewable Energy. He is currently engaged in consulting and mentoring services in the field of Operational processes, risk management and financial restructuring. Earlier he was associated with Spice Group, Bennett Coleman & Company Ltd., Pricewaterhouse Coopers Pvt. Ltd., China Trust Commercial Bank and Standard Chartered Bank.

**Committees and members**

- Audit Committee
- Stakeholders Relationship Committee
- Nomination and Remuneration Committee

- Corporate Social Responsibility Committee
  - Empowered Committee
- C Chairman    M Members

# Corporate Information

## BOARD OF DIRECTORS

### Manoj Agarwal

Chairman Cum Managing Director

### Shashank Agarwal

Deputy Managing Director

### Sunil Mehta

Executive Director

### Usha Agarwal

Non Executive Director

### Akshay Kumar Gupta

Independent Director

### Dharam Bir Prasad

Independent Director

### Rajesh Chawla

Independent Director

### Sanjeev Singhal

Independent Director

### Shobhit Agarwal

CFO

### Ankur Srivastava

Company Secretary & Compliance Officer

## Statutory Auditors

### Rajiv Mehrotra & Associates

Chartered Accountants  
Kanpur

## Secretarial Auditors

### Adesh Tandon & Associates

Company Secretaries  
Kanpur

## Bankers

State Bank of India  
HDFC Bank  
Axis Bank

## Registrar and Share Transfer Agent

Skyline Financial Services Private Limited  
D-153/A, 1st Floor, Okhla Industrial Area, Phase -I,  
New Delhi-110 020

## Registered Office

D-19-20, Panki Industrial Area,  
Kanpur-208 022

## Manufacturing Units

1. D-19-20, Panki Industrial Area,  
Kanpur-208 022
2. A-1/A-2, Udyog Kunj, Site V,  
Kanpur-208 022
3. Gajner Road, Village Shyampur  
Fattehpur Roshnai, Dist. Akbarpur,  
Kanpur Dehat- 209121
4. D-6, Panki Industrial Area,  
Kanpur-208022
5. Cpp Unit- Gajner Road, Village Shyampur  
Fatehpur Roshnai, Dist. Akbarpur,  
Kanpur Dehat- 209121

## Corporate Identity Number

L25209UP1971PLC003444

## Scrip Code

NSE: KANPRPLA  
BSE: 507779

## Website

WWW.KANPLAS.COM

# NOTICE

NOTICE is hereby given that 53<sup>rd</sup> ANNUAL GENERAL MEETING (AGM) of the Members of M/S KANPUR PLASTIPACK LIMITED will be held at its Registered Office at D-19-20, Panki Industrial Area, Kanpur-208022 on Friday, the 20<sup>th</sup> day of September, 2024 at 12:00 Noon to transact the following businesses:

## ORDINARY BUSINESS:

### Item No. 1 - Adoption of Financial Statements

To receive, consider and adopt Standalone and Consolidated Audited Financial Statements of the Company for the financial year ended 31<sup>st</sup> March, 2024 together with the Reports of Auditors and Directors thereon;

### Item No. 2 - Appointment of Shri Sunil Mehta as Director who retires by rotation

To appoint a Director in place of Shri Sunil Mehta (DIN: 03422673), who retires by rotation and being eligible, offers himself for re-appointment;

## SPECIAL BUSINESS:

### Item no. 3 - Re-appointment of Shri Shashank Agarwal as Deputy Managing Director

**To consider and if thought fit to pass with or without modification(s) the following resolution as a Special Resolution.**

**"RESOLVED THAT** pursuant to the provisions of Sections 196, 197 and 203 read with Schedule V and all other applicable provisions of the Companies Act, 2013 and the Companies (Appointment and Remuneration of Managerial Personnel) Rules, 2014 (including any statutory modification(s) or re-enactment thereof for the time being in force), Shri Shashank Agarwal (DIN:02790029) be and is hereby re-appointed as the Deputy Managing Director of the Company for a further period of 3 years from 1<sup>st</sup> September, 2024 to 31<sup>st</sup> August, 2027, as recommended by the Nomination and Remuneration Committee on the following Terms and Conditions:

- I. Remuneration : ₹ 4,60,000/- ₹ 30,000/-  
₹ 5,20,000/- per month.
- II. Self Development Allowance : ₹20,000/- per month.
- III. Commission : 3% of Net Profits of the Company (payable annually).

IV. Perquisites : Perquisites shall be allowed in addition to salary as under. However, these shall be restricted to an amount equal to the annual salary, subject to an overall ceiling as mentioned hereinafter:-

- i. House Rent Allowance shall be 30% of salary.
- ii. The Company shall provide such furniture and furnishing as may be required by the Deputy Managing Director. Further the expenditure incurred by the Company on gas, electricity, water and furnishings shall be valued as per the Income Tax Rules, 1962.
- iii. Reimbursement of actual hospitalization medical expenses incurred for self and family in India and/or abroad including hospitalization, subject to a ceiling of one month's salary in a year or three months' salary over a period of 3 years.
- iv. Leave Travel Concession for self and family once in a year to any place in India or abroad subject to ceiling of one month's salary.
- v. Fees of club subject to maximum of two clubs. No admission and life membership fee will be paid.
- vi. Personal Accident Insurance of an amount, the annual premium of which shall not exceed ₹30,000/-
- vii. Company's contribution towards Provident Fund as per the rules of the Company but not exceeding limits as prescribed under the Government regulations from time to time.
- viii. Company's contribution towards Superannuation Fund as per the rules of the Company but it shall not together with the Company's contribution to Provident Fund exceed 25% of the salary. Contribution to Provident Fund and Superannuation Fund not be included in computation of the ceiling on perquisites to the extent these either singly or put together are not taxable under the Income Tax Act.
- ix. Gratuity as per the rules of the Company but shall not exceed half month's salary for each completed year of service.
- x. Encashment of leave at the end of tenure of service will not be included in the computation of the ceiling on perquisites.
- xi. He will not be entitled to any sitting fees for attending the meeting of the Board of Directors or Committees thereof.
- xii. He will be entitled to free use of Company's Car with driver for official as well as for personal purpose.



xiii. The Company shall provide him mobile phone and telephone and other communication facilities at residence and these further will not be considered as perquisites.

**“RESOLVED FURTHER THAT** in the event of overall managerial remuneration exceeding 11% of the Net Profit in any financial year, the commission / performance incentive payable to all Whole Time Directors shall be reduced proportionately in order to remain within the limits as prescribed under Companies Act, 2013.”

**“RESOLVED FURTHER THAT** in the event of absence or inadequacy of profits in any financial year the remuneration payable to Shri Shashank Agarwal by way of salary, allowances, perquisites and commission shall not exceed the maximum limits as prescribed under proviso to Table A of Section II (Part II) of Schedule V of the Companies Act, 2013.”

**“RESOLVED FURTHER THAT** Shri Manoj Agarwal (DIN: 00474146), Chairman Cum Managing Director and Shri Ankur Srivastava (Membership no. F8537), Company Secretary of the Company be and are hereby jointly and / or severally authorized to do all such acts, deeds and things as may deemed necessary, expedient and desirable to give effect to the above resolution.”

#### **Item no. 4 - Re-appointment of Shri Sunil Mehta as Executive Director**

**To consider and if thought fit to pass with or without modification(s) the following resolution as a Special Resolution:**

**“RESOLVED THAT** pursuant to the provisions of Sections 196, 197 and 203 read with Schedule V and all other applicable provisions of the Companies Act, 2013 and the Companies (Appointment and Remuneration of Managerial Personnel) Rules, 2014 (including any statutory modification(s) or re-enactment thereof for the time being in force), Shri Sunil Mehta (DIN: 03422673) be and is hereby reappointed as Executive Director for a period of 3 years w.e.f. 1<sup>st</sup> September, 2024 to 31<sup>st</sup> August, 2027 on the following terms and conditions as recommended by the Remuneration and Nomination Committees:-

1. Remuneration : ₹ 2,80,000/- per month.
2. Self Development Allowance : ₹ 25,000/- per month.
3. Fixed Performance Incentive : ₹ 10,00,000/- payable annually.

4. Perquisites : Perquisites shall be allowed in addition to salary as under However, these shall be restricted to an amount equal to the

- i) House Rent Allowance shall be 50% of salary.
- ii) Reimbursement of actual medical expenses incurred for self and family in India and / or abroad including hospitalization, subject to a ceiling of one month's salary in a year or three months' salary over a period of 3 years.
- iii) Leave Travel Concession for self and family once in a year to any place in India or abroad subject to ceiling of one month's salary.
- iv) Fees of club subject to maximum of two clubs. No admission and life membership fee will be paid.
- v) Personal Accident Insurance of an amount, the annual premium of which shall not exceed ₹30,000/-.
- vi) Company's contribution towards Provident Fund as per the Rules of the Company but not exceeding limits as prescribed under the Government regulations from time to time.
- vii) Company's contribution towards Superannuation Fund as per the rules of the Company but it shall not together with the Company's contribution to Provident Fund exceed 25% of the salary. Contribution to Provident Fund and Superannuation Fund not to be included in computation of the ceiling on perquisites to the extent these either singly or put together are not taxable under the Income Tax Act.
- viii) Gratuity as per the rules of the Company but shall not exceed half month's salary for each completed year of service.
- ix) Encashment of leave at the end of tenure of service will not be included in the computation of the ceiling on perquisites.
- x) He will not be entitled to any sitting fees for attending the meeting of the Board of Directors or Committees thereof.
- xi) He will be entitled to free use of Company's Car with driver for official as well as for personal purpose.
- xii) The Company shall provide him mobile phone and telephone and other communication facilities at residence and these further will not be considered as perquisites.

**“RESOLVED FURTHER THAT** in the event of overall managerial remuneration exceeding 11% of the Net Profit in any Financial Year, the commission / performance incentive payable to all Whole Time Directors shall be reduced proportionately in order to remain within the limits as prescribed under Companies Act, 2013.”

**“RESOLVED FURTHER THAT** in the event of absence or inadequacy of profits in any financial year, the remuneration payable to Shri Sunil Mehta by way of salary, allowances and perquisites, shall not exceed the maximum limit as prescribed under schedule V of the Companies Act, 2013.”

**“RESOLVED FURTHER THAT** Shri Manoj Agarwal (DIN: 00474146), Chairman Cum Managing Director and Shri Ankur Srivastava (Membership No.: F8537), Company Secretary of the Company be and are hereby jointly and / or severally authorised to do all such acts, deeds and things as may deemed necessary, expedient and desirable to give effect the above resolution.”

#### **Item no. 5 - Ratification of the remuneration of Cost Auditor**

**To consider and if thought fit to pass with or without modification(s) the following resolution as an Ordinary Resolution:**

**“RESOLVED THAT** pursuant to the provisions of Section 148 and all other applicable provisions of the Companies Act, 2013 (‘the Act’) and the Companies (Audit and Auditors) Rules, 2014 (including any statutory modification(s), enactment(s) or re-enactment(s) thereof, for the time being in force), on the recommendation of the Audit Committee and approval of the Board of Directors, the remuneration of ₹85,000/- payable to M/s Rakesh Misra & Company, Cost Accountants, (Firm Registration No.: 000249) appointed by the Board of Directors of the Company as the Cost Auditor to conduct the audit of the cost records of the Company for the Financial Year 2024-25 be and is hereby ratified.”

#### **Item no. 6 - Issuance of warrants by way of Preferential Issue to the persons belonging to the Promoters Group and Non-Promoters’ category (“Preferential Issue”)**

**To consider and if thought fit to pass with or without modification(s) the following resolution as an Special Resolution:**

**“RESOLVED THAT** in accordance with the provisions of Sections 23, 42, 62(1)(c) of the Companies Act, 2013 (the “Act”), read with Companies (Prospectus and Allotment of Securities) Rules, 2014, the Companies (Share Capital and Debentures) Rules, 2014 and other applicable provisions, if any of the Act (including any amendment thereto or re-enactment thereof for the time being in

force), and subject to the provisions of Securities and Exchange Board of India (Issue of Capital and Disclosure Requirements), Regulations, 2018, as amended, (“SEBI ICDR Regulations”), Securities and Exchange Board of India (Listing Obligations and Disclosure requirements) Regulations, 2015, as amended (“SEBI LODR Regulations”), Securities and Exchange Board of India (Substantial Acquisitions of Shares and Takeovers) Regulations, 2011, as amended (“SEBI SAST Regulations”), and subject to other applicable rules, regulations, and guidelines of Securities and Exchange Board of India (“SEBI”), National Stock Exchange of India Limited (“NSE”) and/or BSE Limited (“BSE”) (BSE and NSE collectively referred to as “Stock Exchanges”), where the equity shares of the company are listed, and applicable and enabling provisions of the Memorandum and Article of Association of the company, and subject to the approvals, consents, permissions and sanctions of the SEBI, Stock Exchanges and any other concerned authorities, as may be necessary, and subject to such conditions and modifications as may be prescribed or imposed by any of the aforementioned authorities while granting such approvals, consents, permissions, sanctions and which may be agreed by the Board of Directors of the Company (hereinafter referred to as the “Board”, which term shall be deemed to include any Committee which the Board may have constituted to exercise certain powers, including the powers, conferred by this resolution), the consent of the members of the Company be and is hereby accorded to create, offer, issue and allot, by way of preferential issue on a private placement basis, in one or more tranches, in compliance with Chapter V of the SEBI ICDR Regulations, up-to 17,60,000 (Seventeen Lakhs and Sixty Thousand) fully convertible warrants (hereinafter referred to as “Warrants”) at an exercise price of ₹116.50/- (Rupees One Hundred Sixteen and Paise Fifty) per underlying equity share of the face value of ₹10/- (Rupees Ten only) (including a premium of ₹106.50/- (Rupees One Hundred Six and Paise Fifty) per Warrant) which is a price as determined in accordance with the provisions of Chapter V of the SEBI ICDR Regulations, each convertible into 1 one equity share of face value of ₹10/- (Rupees Ten only) each (“Equity Shares”), aggregating to ₹20,50,40,000/- (Rupees Twenty Crores Fifty Lakhs and Forty Thousand only), for cash, to following persons/entities (“Proposed Allottees”) as given in the below table on such terms and conditions as may be determined by the Board in accordance with Chapter V of the SEBI ICDR Regulations:

S. No.	Name of the Proposed Allottees	Type of Proposed Allottees	Category of Proposed Allottees	Maximum no. of warrants to be offered	Consideration (in Rs.)
1.	Manoj Agarwal	Individual	Promoter	2,80,000	3,26,20,000
2.	Shashank Agarwal	Individual	Promoter	2,90,000	3,37,85,000
3.	Usha Agarwal	Individual	Promoter Group	95,000	1,10,67,500
4.	KSM Exports Limited	Body Corporate	Promoter Group	3,00,000	3,49,50,000
5.	MSA Investment and Trading Company Private Limited	Body Corporate	Promoter Group	3,00,000	3,49,50,000
6.	KPL Packaging Private Limited	Body Corporate	Promoter Group	86,000	1,00,19,000

S. No.	Name of the Proposed Allottees	Type of Proposed Allottees	Category of Proposed Allottees	Maximum no. of warrants to be offered	Consideration (in Rs.)
7.	Raghushree Earning Solutions LLP	Body Corporate	Promoter Group	30,000	34,95,000
8.	Alka Jain	Individual	Non-Promoter	43,000	50,09,500
9.	Sanjeev Kumar Jhunjunwala HUF	HUF	Non-Promoter	1,72,000	2,00,38,000
10.	Pari Marriage and Higher Education Trust	Trust	Non-Promoter	1,03,000	1,19,99,500
11.	Vatsal Singhal	Individual	Non-Promoter	21,000	24,46,500
12.	Binita Devi Saraogi	Individual	Non-Promoter	10,000	11,65,000
13.	Uma Malani	Individual	Non-Promoter	10,000	11,65,000
14.	Seema Agarwal	Individual	Non-Promoter	10,000	11,65,000
15.	Anil Kumar Khanna	Individual	Non-Promoter	5,000	5,82,500
16.	Anubhav Khanna	Individual	Non-Promoter	5,000	5,82,500
<b>Total</b>				<b>17,60,000</b>	<b>20,50,40,000.00</b>

**"RESOLVED FURTHER THAT** the Relevant Date, as per the SEBI ICDR Regulations, for the determination of the issue price of the Warrants is taken to be Wednesday, August 21, 2024 (**"Relevant Date"**) being the date which is 30 days prior to the date of Annual General Meeting (**"AGM"**) i.e., Friday, September 20, 2024."

**"RESOLVED FURTHER THAT** aforesaid issue of the Warrants shall be subject to the conditions prescribed under the Companies Act, 2013 and the SEBI ICDR Regulations including the following:

- i) the proposed allottees of the Warrants shall, on or before the date of allotment of the Warrants, pay an amount equivalent to ₹35/- (Rupees Thirty-Five only) which is more than 25% (twenty-five per cent) of the price fixed per Warrant in terms of the SEBI ICDR Regulations. The balance ₹81.50/- (Rupees Eighty-One and Paise Fifty) of the Issue Price shall be payable by the Proposed Allottees at the time of exercising the conversion of Warrant.
- ii) the consideration for allotment of Warrants and/or Equity Shares arising out of the exercise of such Warrants shall be paid to the Company from the Bank account of the Proposed Allottees.
- iii) the Warrants shall be issued and allotted by the Company only in dematerialized form within a period of 15 days from the date of passing a Special Resolution by the members, provided that where the issue and allotment of said Warrants is pending on account of pendency of any approval for such issue and allotment by the Stock Exchanges and/or Regulatory Authorities, or Central Government, the issue and allotment shall be completed within the period of 15 days from the date of last such approval or within such further period/s as may be prescribed or allowed by the SEBI, the Stock Exchanges and/or Regulatory Authorities etc.
- iv) the Warrants shall be convertible into Equity Shares, in one or more tranches, within a period of 18 months from the date of allotment.

- v) in case the Warrant holder does not apply for the conversion of the outstanding Warrants into Equity Shares of the Company within 18 (eighteen) months from the date of allotment of the said Warrants, then the amount paid on each of the said outstanding Warrants shall be forfeited and all the rights attached to the said Warrants shall lapse automatically.
- vi) the Warrants shall be exercised in a manner that is in compliance with the minimum public shareholding norms prescribed for the Company under the SEBI LODR Regulations and the Securities Contracts (Regulation) Rules, 1957.
- vii) upon exercise of the option to convert the Warrants within the tenure specified above, the Company shall ensure that the allotment of equity shares pursuant to the exercise of the Warrants is completed within 15 days from the date of such exercise by the Proposed Allottees of such warrants.
- viii) the resulting equity Shares shall rank pari-passu with the existing fully paid-up Equity Shares of the Company including dividend and voting rights etc.
- ix) the resulting Equity Shares will be listed and traded on the Stock Exchanges, where the equity shares of the Company are listed, subject to the receipt of necessary regulatory permission(s) and approval(s), as the case may be. Warrants shall not be listed.
- x) the entire pre-preferential allotment equity shareholding of the Proposed Allottees, if any, shall be subject to lock-in as per Regulation 167(6) of the SEBI ICDR Regulations.
- xi) the Warrants and/or equity shares to be offered/issued and allotted pursuant to the option attached to the Warrants shall be subject to lock-in for such period as provided under the provisions of Chapter V of the SEBI ICDR Regulations.

- xii) Warrants, so allotted under this resolution, shall not be sold, transferred, hypothecated or encumbered in any manner during the period of lock-in provided under the SEBI ICDR Regulations except to the extent and in the manner permitted there under.
- xiii) the Warrants by itself until converted into Equity Shares, does not give to the Warrant holder any rights (including any dividend or voting rights) in the Company in respect of such Equity Shares.

**“RESOLVED FURTHER THAT** subject to the receipt of such approvals as may be required under applicable law, the Board be and is hereby authorized to record the name and details of the Proposed Allottees in Form PAS-5, and issue a private placement offer cum application letter in Form PAS-4, to the Proposed Allottees inviting them to subscribe to the Warrants in accordance with the provisions of the Act.”

**“RESOLVED FURTHER THAT** the Board be and is hereby authorized to accept any modification(s) in the terms of issue of the Warrants, subject to the provisions of the Act and the SEBI ICDR Regulations, without being required to seek any further consent or approval of the Members.”

**“RESOLVED FURTHER THAT** the Board be and is hereby authorized to appoint such professionals and/or intermediaries, including external advisers, experts, legal advisers, managers, etc., to assist the Company, if required for the said preferential issue and finalize the terms and conditions of their appointment and sign and execute necessary letters, deeds, documents and agreements as may be required.”

**“RESOLVED FURTHER THAT,** Shri Manoj Agarwal, (DIN: 00474146) Chairman Cum Managing Director and/or Mr. Ankur Srivastava, (Membership no. F8537) Company Secretary & Compliance Officer of the Company be and are hereby jointly and / or severally authorized on behalf of the Company to do all such acts, deeds, matters and things as may, in their absolute discretion, deem necessary or desirable for such purpose and for the purpose of giving effect to this resolution, including without limitation to vary, modify or alter any of the relevant

terms and conditions, attached to the Warrants to be allotted to the Proposed Allottees for effecting any modifications, changes, variations, alterations, additions and/or deletions to the preferential issue as may be required by any regulatory or other authorities or agencies involved in or concerned with the issue of the Warrants; making applications to the Stock Exchanges for obtaining in-principle approval; listing of shares; filing requisite documents with the Ministry of Corporate Affairs ("**MCA**") and other regulatory authorities; filing of requisite documents with the depositories; resolve and settle any questions and difficulties that may arise in the preferential offer; issue and allotment of the Warrants; and to take all other steps which may be incidental, consequential, relevant or ancillary in relation to the foregoing without being required to seek any further consent or approval of the Board of the Company, and that the Board shall be deemed to have given their approval thereto expressly by the authority of this resolution, and the decision of the Board in relation to the foregoing shall be final and conclusive.”

**“RESOLVED FURTHER THAT** the Board be and is hereby authorized to delegate all or any of the powers herein conferred, as it may deem fit in its absolute discretion, to any Committee of the Board or any one or more Director(s) / Company Secretary or any Officer(s) of the Company to give effect to the aforesaid resolution.”

**“RESOLVED FURTHER THAT** all actions taken by the Board or a Committee of the Board, any other Director(s) or Officer(s) of the Company or any other authorized persons in connection with any matter(s) referred to or contemplated in any of the foregoing securities be and are hereby approved, ratified and confirmed in all respects.”

By order of the Board of Directors  
For **KANPUR PLASTIPACK LTD.**

Place : Kanpur  
Date : 24<sup>th</sup> August, 2024

**ANKUR SRIVASTAVA**  
**COMPANY SECRETARY**

**NOTES:**

1. **A MEMBER ENTITLED TO ATTEND AND VOTE AT THE ANNUAL GENERAL MEETING "THE MEETING" IS ENTITLED TO APPOINT A PROXY TO ATTEND AND VOTE INSTEAD OF HIMSELF/HERSELF AND THAT PROXY NEED NOT BE A MEMBER OF THE COMPANY.**
2. THE INSTRUMENT APPOINTING PROXY MUST BE DEPOSITED AT THE REGISTERED OFFICE OF THE COMPANY NOT LESS THAN 48 HOURS BEFORE THE TIME FIXED FOR HOLDING THE MEETING.
3. A PERSON CAN ACT AS A PROXY ON BEHALF OF MEMBERS NOT EXCEEDING FIFTY AND HOLDING IN THE AGGREGATE NOT MORE THAN TEN PERCENT OF THE TOTAL SHARE CAPITAL OF THE COMPANY CARRYING VOTING RIGHTS. A MEMBER HOLDING MORE THAN TEN PERCENT OF THE TOTAL SHARE CAPITAL OF THE COMPANY CARRYING VOTING RIGHTS MAY APPOINT A SINGLE PERSON AS PROXY AND SUCH PERSON SHALL NOT ACT AS A PROXY FOR ANY OTHER PERSON OR SHAREHOLDER.
4. Institutional / Corporate Shareholders (i.e. other than individuals / HUF, NRI, etc.) are required to send a scanned copy (PDF/JPG Format) of its Board or governing body Resolution/Authorization etc., authorizing its representative to attend the AGM on its behalf and to vote through remote e-voting. The said Resolution/Authorization shall be sent to the Scrutinizer by email through its registered email address to [adesh.tandon11@gmail.com](mailto:adesh.tandon11@gmail.com) with a copy marked to [evoting@nsdl.co.in](mailto:evoting@nsdl.co.in).
5. In case of joint holders attending the meeting, only such joint holder who is higher in the order of names will be entitled to vote.
6. A statement pursuant to section 102(1) of the Companies Act, 2013 relating to the special businesses to be transacted at the Annual General Meeting is annexed hereto.
7. During the period beginning 24 hours before the time fixed for the commencement of the meeting and ending with the conclusion of the meeting, a member would be entitled to inspect the proxies lodged at any time during the business hours of the Company.
8. A statement pursuant to section 102(1) of the Companies Act, 2013 relating to the special businesses to be transacted at the Annual General Meeting is annexed herewith.
9. The Register of Members and Share Transfer Books of the Company shall remain closed from 14<sup>th</sup> September, 2024 to 20<sup>th</sup> September, 2024 (both days inclusive).
10. Securities and Exchange Board of India has mandated the submission of Permanent Account Number (PAN) and Bank details by every shareholder, accordingly, shareholders are

requested to please update PAN and Bank details to their Depository Participant in case of Demat holding. Members holding shares in physical form may submit the PAN and Bank details to the Company or the Registrar.

11. The members are hereby informed that the Company has transferred the amount of unpaid dividend for the year 2015-16, which remained unpaid over a period of 7 years, to the Investor Education and Protection Fund (IEPF) constituted under Section 125 of the Companies Act, 2013. The details of unpaid dividend are as follows :-

S. No.	Dividend Year	Unpaid Balance as on 31/03/2024 (In `)
1.	2016-17	14,77,703.40
2.	2017-18	5,18,102.10
3.	2018-19	5,12,245.80
4.	2019-20	1,69,114.60
5.	2020-21	4,19,863.60
6.	2021-22(Interim)	3,65,403.00
7.	2021-22	4,01,103.00
8.	2022-23	2,97,396.50

**Investors are advised to send all un-encashed dividend warrants pertaining to the years shown above to the Company for revalidation along with necessary supporting documents as mandated from time to time.**

It is further informed that unclaimed/ unpaid dividend pertaining to the Financial Year 2016-17 will become due for transfer to Investor Education and Protection Fund (IEPF) on 22/10/2024.

12. Pursuant to the provisions of Section 124(6) read with Investor Education and Protection Fund Authority (Accounting, Audit, Transfer and Refund) Rules, 2016 (IEPF Rules), 'Equity Shares', on which Dividend has not been claimed for a continuous period of 7 years, will be transferred to Investor Education and Protection Fund (IEPF) Suspense Account constituted under Section 125 of the Companies Act, 2013. It is pertinent to mention that no claim shall lie against the Company, though Shareholders have the right to claim the underlying shares from IEPF Suspense Account in the manner prescribed in the IEPF Rules.
13. Notices have been served to the individual shareholders whose shares are liable to be transferred to IEPF Suspense Account. The underlying shares will be due to be transferred to the IEPF Suspense Account in October, 2024. Therefore, shareholders are requested to please claim their unpaid dividend for earlier years at the earliest.
14. Members who have multiple folios with identical order of names are requested to intimate to the Company those folios to enable the Company to consolidate all shareholdings into one folio.

15. Members having any query(ies) relating to this Annual Report are requested to send their questions to Registered Office of the Company at least 7 days before the date scheduled for Annual General Meeting.
16. SEBI has amended Regulation 40 of Securities and Exchange Board of India (Listing Obligations and Disclosure Requirements) Regulations, 2015 vide Gazette notification dated June 8, 2018 and mandated that transfer of securities would be carried out in dematerialized form only except in case of transmission / transposition of securities.
17. In case of physical transmission of shares, copy of PAN Card of the transferee is mandatory.
18. Members who still hold share certificates in physical form are advised to dematerialise their shareholding to avail the benefits of dematerialisation, which include easy liquidity, since trading is permitted in dematerialised form only, electronic transfer, savings in stamp duty and elimination of any possibility of loss of documents and bad deliveries.
19. Investors holding shares in physical form are advised to opt for Electronic Clearing System (ECS) to avail fast and safe remittance of dividend. A photocopy of a leaf of your Cheque book bearing your Account Number may also be sent along with mandate.
20. SEBI has prescribed Common and Simplified Norms for mandatory furnishing of PAN, KYC and Bank details, Nomination etc. from all the shareholders, holding shares in physical form. Therefore, shareholders holding shares in physical form are requested to complete your KYC, in case you have not yet updated your details, accordingly.
21. Electronic copy of the Annual Report is being sent to all Members whose email ID is registered with the Company / Depository Participants (DP) for communication purposes. Members who have not got their email id registered with the Company are requested to inform your email id to the Company or its RTA with details of folio number and attaching a self-attested copy of PAN card at [secretary@kanplas.com](mailto:secretary@kanplas.com) or to [grievances@skylinerta.com](mailto:grievances@skylinerta.com) in case of physical holding and in case of demat holding update your email id with the depository participant. Investors may also download the Annual Report of the Company from the website of the Company or website of Stock Exchanges.
22. Members are also requested to notify any changes in their email ID or Bank Mandates or address to the Company and always quote their Folio Number or DP ID and Client ID Numbers in all correspondence with the Company. In respect of holding in electronic form, Members are requested to notify any change of email ID or Bank mandates or address to their Depository Participants.
23. Members holding shares in single name and physical form are advised to make nomination in respect of their shareholding in the Company. The Nomination Form prescribed by the Government can be obtained from the Registrar and Transfer Agent or the Secretarial Department of the Company at its Registered Office.
24. All material documents are open for inspection by the members on all working days at the Registered Office of the Company till the conclusion of the Annual General Meeting.
25. The relevant details pursuant to Regulations 36(3) of the SEBI Listing Regulations and Secretarial Standard on General Meetings issued by the Institute of Company Secretaries of India, in respect of Director(s) seeking appointment / re-appointment at this AGM are provided in the Corporate Governance Report forming part of the Annual Report and Explanatory Statements of the notice as the case may be.
26. Pursuant to the provisions of Section 108 of the Companies Act, 2013 read with Rule 20 of the Companies (Management and Administration) Rules, 2014 (as amended) and Regulation 44 of SEBI (Listing Obligations & Disclosure Requirements) Regulations 2015 (as amended), the Company is providing facility of remote e-voting to its Members in respect of the business to be transacted at the AGM. For this purpose, the Company has entered into an agreement with National Securities Depository Limited (NSDL) for facilitating voting through electronic means, as the authorized agency. The facility of casting votes by a member using remote e-voting system as well as voting on the date of the AGM will be provided by NSDL.
27. The facility for voting through electronic voting system shall also be made available at the meeting and members attending the meeting who have not already casted their vote by remote e-voting shall be able to exercise their right at the meeting.
28. The members who have casted their vote through remote e-voting prior to the meeting may also attend the meeting but shall not be entitle to cast their vote again.
29. The voting rights of Members shall be in proportion to their shares in the paid-up equity share capital of the Company as on the cut-off date.
30. The voting results shall be declared within two working days from the conclusion of the 53<sup>rd</sup> AGM and the resolutions will be deemed to be passed on the date of the Meeting subject to receipt of the requisite number of votes in favour of the resolutions.
31. The results declared along with the Scrutinizer's Report(s) will be displayed at the Registered Office of the Company and communicated to the Stock Exchanges where the equity shares of the Company are listed i.e. BSE Limited and National Stock Exchange of India Limited, in accordance with the provisions of the Act. The results shall also be placed on the website i.e. [www.kanplas.com](http://www.kanplas.com).

## EXPLANATORY STATEMENT PURSUANT TO SECTION 102(1) OF THE COMPANIES ACT, 2013.

### ITEM NO. 3:-

The Board of Directors of your Company, at their meeting held on 9<sup>th</sup> August, 2024 have, pursuant to the provisions of Sections 196, 197 and 203 read with Schedule V of the Companies Act, 2013 and the Companies (Appointment and Remuneration of Managerial Personnel) Rules, 2014, subject to the approval of shareholders, re-appointed Shri Shashank Agarwal as Deputy Managing Director for a further period of 3 years w.e.f. 1<sup>st</sup> September, 2024 to 31<sup>st</sup> August, 2027 at the remuneration as recommended by the Nomination and Remuneration Committee of the Board.

The approval of shareholders is required for the re-appointment of Shri Shashank Agarwal as Deputy Managing Director in terms of the applicable provisions of the Act. Broad particulars of the terms of re-appointment and remuneration payable to Shri Shashank Agarwal are recommended by the Nomination and Remuneration Committee and mentioned in Resolution no. 3.

Shri Shashank Agarwal holds 1786864 equity shares of the Company. He holds directorships in following Companies:

#### Other Companies Directorship:

- i) KSM Exports Limited
- ii) KPL Packaging Pvt. Ltd.
- iii) MSA Investment And Trading Company Pvt. Ltd.
- iv) Indian Flexible Intermediate Bulk Container Association
- v) Merchants Chamber of Uttar Pradesh
- vi) Kanplas Earning Solutions Pvt. Ltd.
- vii) Valex Ventures Limited (U.K)

Shri Shashank Agarwal aged about 36 years holds a B. Engg. (Hons.) degree in Manufacturing Engineering & Operation Management from the University of Nottingham, UK. He has also done a summer course on International Marketing from Harvard Business School. He has been guiding the Company's operations for over 14 years. He has been instrumental in streamlining the company's operations with backward integration and diversification of products manufactured by the Company all these years. He has also contributed in improving the marketing strategies. Thus, under his able leadership the company has established itself as a reliable and trust worthy exporter in the European, South and North American Countries.

Shri Shashank Agarwal satisfies all the conditions as set out in Part-II of Schedule V and Section 196(3) of the Companies Act, 2013 for being eligible for re-appointment. He is not disqualified from being re-appointed as Director in terms of Section 164 of the Act. The above may be treated as a written memorandum setting

out the terms of re-appointment of Shri Shashank Agarwal under Section 190 of the Act.

Memberships / Chairmanships of Board, Committees, shareholding and relationships amongst Directors, inter-se, as required under Regulation 36 of Listing Regulations, are provided in the Corporate Governance Report forming part of the Annual Report.

Shri Shashank Agarwal is being himself, Shri Manoj Agarwal and Smt Usha Agarwal being relatives of Shri Shashank Agarwal are interested in the resolution as set out in the Resolution No. 3. Save and except the above, none of the other Directors / Key Managerial Personnel of the Company / their relatives are, in any way, concerned or interested, financially or otherwise, in this resolution.

The Board of Directors recommends the Resolution as set out in the Item No. 3 of the Notice for the approval of the members by way of Special Resolution.

### ITEM NO. 4:-

The Board of Directors of your Company, at their meeting held on 9<sup>th</sup> August, 2024 have, pursuant to the provisions of Sections 196, 197 and 203 read with Schedule V and all other applicable provisions of the Companies Act, 2013 and the Companies (Appointment and Remuneration of Managerial Personnel) Rules, 2014 (including any statutory modification(s) or re-enactment thereof for the time being in force), subject to the approval of shareholders, re-appointed Shri Sunil Mehta, as Executive Director for a period of 3 years w.e.f. 1<sup>st</sup> September, 2024 to 31<sup>st</sup> August, 2027 at the remuneration as recommended by the Nomination and Remuneration Committee of the Board.

The approval of shareholders is required for the re-appointment of Shri Sunil Mehta as Executive Director in terms of the applicable provisions of the Act. Broad particulars of the terms of re-appointment and remuneration payable to Shri Sunil Mehta are recommended by the Nomination and Remuneration Committee and mentioned in resolution no. 4.

Shri Sunil Mehta holds does not hold any share of the Company. He holds directorships in following Companies:

#### Other Companies Directorship:

- i) KSM Exports Limited

Shri Sunil Mehta aged about 63 years is a B. Tech (Textile Technology) with over 35 years of experience in the Woven Sack Industry. He has been guiding the operations for over 22 years and has brought various improvements in the production & operations of the Company and helped immensely in the improvement of its performance.

Shri Sunil Mehta satisfies all the conditions as set out in Part-II of Schedule V and Section 196(3) of the Companies Act, 2013 for being eligible for re-appointment. He is not disqualified from being re-appointed as Director in terms of Section 164 of the Act. The above may be treated as a written memorandum setting out the terms of re-appointment of Shri Sunil Mehta under Section 190 of the Act.

Memberships / Chairmanships of Board, Committees, shareholding and relationships amongst Directors, inter-se, as required under Regulation 36 of Listing Regulations, are provided in the Corporate Governance Report forming part of the Annual Report.

None of the other Directors / Key Managerial Personnel of the Company / their relatives are, in any way, concerned or interested, financially or otherwise, in the resolution.

The Board of Directors recommends the Resolution as set out in the Item No. 4 of the Notice for the approval of the members by way of Special Resolution.

#### ITEM NO. 5:-

In accordance with the provisions of Section 148 of the Act read with the Companies (Audit and Auditors) Rules, 2014, the Board, on the recommendation of the Audit Committee, in its Meeting held on 28<sup>th</sup> May, 2024 have re-appointed M/s. Rakesh Misra & Co, Cost Accountants, (Firm Registration No. 000249), as the Cost Auditors of the Company to conduct the audit of the cost records of the Company for the Financial Year 2024-25 at a fee of ₹85,000 subject to TDS and GST etc., as applicable, apart from out of pocket expenses, as remuneration for cost audit services for the Financial Year 2024-25. As per the provisions of Section 148 of the Companies Act, 2013 read with the Companies (Audit and Auditors) Rules, 2014, the remuneration payable to the Cost Auditors has to be ratified by the shareholders of the Company. Accordingly, consent of the members is being sought for passing an Ordinary Resolution as set out at Item No. 5 of the Notice for ratification of the remuneration payable to the Cost Auditors for the Financial Year ending 31<sup>st</sup> March, 2025.

None of the Directors / Key Managerial Personnel of the Company / their relatives are, in any way, concerned or interested, financially or otherwise, in the Resolution set out at Item No. 5 of this Notice.

Your Directors recommend passing of above resolutions as an Ordinary Resolution.

#### ITEM NO. 6:-

The Board of Directors of the Company at their meeting held on Saturday, August 24, 2024, considered and approved the proposal of raising funds by way of the preferential issue of warrants each convertible into a fully paid-up equity share.

The approval of the Members is accordingly being sought by means of a Special Resolution under Sections 23(1)(b), 42 and 62(1)(c) of the Companies Act, 2013, read with the rules made thereunder, and Regulation 160 of the SEBI ICDR Regulations.

The details of the issue and other particulars, as required in terms of Rule 14(1) of the Companies (Prospectus and Allotment of Securities) Rules, 2014 and Regulation 163 of the SEBI ICDR Regulations, are set forth below:

#### 1. Particulars of the offer including the date of passing of the Board

1. The Board of Directors of the Company ("**Board**") at its meeting held on Saturday, August 24, 2024, subject to the approval of the members by way of Special Resolution and subject to other necessary approval(s), as may be required, approved to create, offer, issue and allot, by way of preferential issue on a private placement basis, in one or more tranches, in compliance with the provisions of Sections 23, 42 and 62(1)(c) of the Companies Act, 2013 ("**the Act**") and Rules made there under and the Securities and Exchange Board of India (Issue of Capital and Disclosure Requirements) Regulations, 2018, as amended, ("**SEBI ICDR Regulations**"), of the up to 17,60,000 (Seventeen Lakhs and Sixty Thousand) numbers of fully convertible equity warrants ("**Warrants**"), convertible into an equivalent number of equity shares (i.e. one fully paid-up Equity Share upon conversion of every one Warrant held) of a face value of ₹10/- (Rupees Ten only) each of the Company, at an exercise price of ₹116.50/- (Rupees One Hundred Sixteen and Paise Fifty) per Equity Share which is higher than the price as determined in accordance with the provisions of Chapter V of SEBI ICDR Regulations to the proposed allottees ("**Proposed Allottees**").

#### 2. Objects of the Preferential Issue

Our Company intends to utilize the proceeds raised through the Preferential Issue ("**Issue Proceeds**") towards funding the following objects:

1. **Repayment of Borrowings:** The Company plans to utilise for repayment of certain long-term and short-term borrowings (including interest on such borrowings) availed by the Company.
2. **Working Capital Requirements:** The Company plans to utilise a part of the proceedings to meet its working capital requirements arising out of the operations of the business.
3. **General Corporate Purposes:** Up to 25% (twenty-five per cent) of the Issue Proceeds will be utilised for general corporate purposes, which include, meeting ongoing general corporate exigencies, contingencies and expenses of the Company as applicable in such a manner and proportion as may be decided by the Board from time to time, and/or any other general purposes as may be permissible under applicable laws.

(Collectively, referred to herein as the "**Objects**")



The objects and objects incidental or ancillary to the main objects as stated in the Memorandum of Association enable us to undertake (i) our existing activities; (ii) the activities for which the funds are being raised through Preferential Issue and (iii) activities for which funds are being earmarked towards general corporate purposes.

#### Utilization of Issue Proceeds and proposed schedule of implementation and deployment of Issue Proceeds:

We propose to deploy the Issue Proceeds towards the Objects in accordance with the proposed schedule of implementation and deployment of funds as set forth below:

S. No.	Objectives of the proposed issue	Up-front Amount (₹35/- per warrant)	Utilisation Timeline	Balance Amount (₹81.50/- per warrant)	Utilisation Timeline
1.	Repayment of Borrowings	3,00,00,000	Within 2 months from the date of raising funds	9,50,00,000	Within 6 months from the date of raising funds
2.	Working Capital Requirement	2,00,00,000	Within 2 months from the date of raising funds	3,50,00,000	Within 6 months from the date of raising funds
3.	General Corporate Purposes	1,16,00,000	Within 2 months from the date of raising funds	1,34,40,000	Within 6 months from the date of raising funds
Total		6,16,00,000		14,34,40,000	

\*The amount utilized for general corporate purposes shall not exceed 25% of the Gross Proceeds

If the Issue Proceeds are not utilised (in full or in part) for the Objects during the period stated above due to any such factors, the remaining Issue Proceeds shall be utilised in subsequent periods in such manner as may be determined by the Board, in accordance with applicable laws. This may entail rescheduling and revising the planned expenditure and funding requirements and increasing or decreasing the expenditure for a particular purpose from the planned expenditure as may be determined by the Board, subject to compliance with applicable laws.

Till such time the issue proceeds are fully utilized, the Company shall keep the same in bank deposits and/or mutual funds and/or other short term funds deposits in scheduled commercial banks or any other investment as permitted under applicable laws and as may be decided by the Board of Directors of the Company.

The above-stated fund requirements are based on internal management estimates and have not been appraised by any bank, financial institution or any other external agency. They are based on the current circumstances of our business. The Company may have to revise its estimates from time to time on account of various factors beyond its control, such as market conditions, competitive environment, and interest or exchange rate fluctuations. Consequently, the funding requirements of our Company and deployment schedules are subject to revision in the future at the discretion of the management.

### 3. Monitoring of Utilization of Funds

As the issue size is less than ₹100 Crore (Rupees One Hundred Crore), the Company is not required to appoint a credit rating agency as a monitoring agency in terms of regulation 162A of the SEBI ICDR Regulations.

### 4. Kinds of securities offered and the price at which security is being offered, and the total/ maximum number of securities to be issued.

This Special Resolution authorizes the Board to issue and allot, by way of the preferential issue on a private placement basis, in one or more tranches, in compliance with the SEBI ICDR Regulations, up to 17,60,000 (Seventeen Lakhs and Sixty Thousand) numbers of Warrants, convertible into an equivalent number of Equity Shares (i.e. one fully paid up Equity Share upon conversion of every one Warrant held) of a face value of ₹10/- (Rupees Ten only) each of the Company. Further, no assets of the Company are charged as securities for the said preferential issue.

### 5. Relevant Date

In terms of the provisions of Regulation 161 of the SEBI ICDR Regulations, the Relevant Date for determining the floor price for the preferential issue is **Wednesday, August 21, 2024**, the date 30 days prior to the date of the Annual General Meeting ("**AGM**").

### 6. Basis on which the price has been arrived at and justification for the price (including premium), if any

Considering that the allotment shall be more than 5% of the post-issue fully diluted share capital of the Company, to the Proposed Allottees, the price, ₹116.50 (Rupees One Hundred Sixteen and Paise Fifty) of the Warrants to be issued and allotted to the Proposed Allottees has been determined taking into account the valuation report dated August 21, 2024, issued by CS Devang S. Thakar, Registered Valuer (SFA) (Registration no. IBBI/RV/03/2022/14881), in accordance with Regulations 164 and 166A of the SEBI ICDR Regulations ("**Valuation Report**").

The Valuation Report shall be available for inspection by the Members and the same may be accessed on the Company's website [www.kanplas.com](http://www.kanplas.com).

In the case of frequently traded shares, as per Regulation 164(1) of the SEBI ICDR Regulations, a minimum issue price of the specified securities in preferential issues has to be calculated as highest of the following:

- a) the 90 trading days volume weighted average price (VWAP) of the related equity shares quoted on the recognized stock exchange preceding the relevant date; or
- b) the 10 trading days volume weighted average price (VWAP) of the related equity shares quoted on a recognized stock exchange preceding the relevant date; or
- c) Floor price determined in accordance with the provisions of the Articles of Association of the Company. However, the Articles of Association of the Company does not provide for any such method of determination for valuation of shares which results in floor price higher than determined price pursuant to EBI ICDR Regulations.

The shares of the Company are listed and traded on the main Board of BSE Limited ("BSE") and National Stock Exchange of India Limited ("NSE"). Higher trading volume has been recorded on NSE during the abovementioned period. As per the trading volume data available on NSE, the shares of the Company are frequently traded.

Further, as per regulation 164(4)(a), a preferential issue of specified securities to qualified institutional buyers, not exceeding five in number, shall be made at a price not less than the 10 trading days volume weighted average prices of the related equity shares quoted on recognized Stock Exchanges preceding the relevant date. - **Not Applicable**

Further, as per regulation 166A of the SEBI ICDR Regulations, any preferential issue, which may result in a change in control or allotment of more than five per cent of the post-issue fully diluted share capital of the issuer, to an allottee or to allottee(s) acting in concert, shall require a valuation report from an independent registered valuer and consider the same for determining the price.

Provided that the floor price, in such cases, shall be higher of the floor price determined under sub-regulation (1), (2) or (4) of regulation 164, as the case may be, or the price determined under the valuation report from the independent registered valuer, or the price determined in accordance with the provisions of the Articles of Association of the issuer, if applicable.

Price determined as per provisions of Regulation 164(1) of the SEBI ICDR Regulations (in case of frequently traded shares).

Price determined as per 90 trading days VWAP on NSE - ₹112.26/-

Price determined as per 10- trading days VWAP on NSE - ₹116.38/-

Price determined as per provisions of Regulation 166A(1) of the SEBI ICDR Regulations: ₹116.38/- (Rupees One Hundred Six and Paise Thirty-Eight).

Accordingly, the Warrants shall be issued at an issue price of ₹116.50/- (Rupees One Hundred Sixteen and Paise Fifty) per Warrant of the face value of ₹10/- each (including a premium of ₹106.50/- (Rupees One Hundred Six and Paise Fifty) per Warrant) which is higher than the issue price as determined as per the SEBI ICDR Regulations.

**Justification for allotment proposed to be made for consideration other than cash together with valuation report of the registered valuer:** Not Applicable

**Valuation for consideration other than cash:** Not Applicable

## 7. Amount which the Company intends to raise by way of securities.

The Warrants are proposed to be issued for cash at a price of ₹116.50/- (Rupees One Hundred Sixteen and Paise Fifty) per Warrants, including a premium of ₹106.50/- (Rupees One Hundred Six and Paise Fifty) per Warrant aggregating to ₹20,50,40,000/- (Rupees Twenty Crores Fifty Lakhs and Forty Thousand only).

## 8. Pending preferential issue

Presently, there has been no preferential issue pending or in process except as proposed in this Notice.

## 9. Re-computation of Issue Price

The Company shall re-compute the issue price of the Warrants, in terms of the provision of the SEBI ICDR Regulations, where it is required to do so; and if any amount payable on account of the re-computation of the issue price is not paid within the time stipulated in the SEBI ICDR Regulations, the Warrants allotted under preferential issue shall continue to be locked-in till the time such amount is paid by the Proposed Allottees.

## 10. Payment of Consideration:

In terms of the provisions of Regulation 169(2) of the SEBI ICDR Regulations, an amount equivalent to ₹35/- (Rupees Thirty-Five only) per Warrant which is more than 25% (twenty-five per cent) of the total consideration for

the Warrants will be payable at the time of subscription to the Warrants, which will be kept by the Company to be adjusted and appropriated against the issue price of the Resulting Equity Shares.

A Warrant balance exercise price equivalent to ₹81.50/- (Rupees Eighty-One and Paise Fifty) of issue price shall be payable by the Proposed Allottees at the time of exercising the Warrant.

In case the Warrant holders do not apply for the conversion of the outstanding Warrants into equity shares of the Company within 18 (eighteen) months from the date of allotment of the Warrants, then the consideration paid upon each of the said outstanding Warrants shall be forfeited and all the rights attached to the Warrants shall lapse automatically.

S. No.	Name of the Proposed Allottees	Relation with the Company	Maximum no. of warrants to be offered
1.	Manoj Agarwal	Promoter & Chairman, CEO and MD	2,80,000
2.	Shashank Agarwal	Promoter & Executive Director	2,90,000
3.	Usha Agarwal	Member of Promoter Group & Non-Executive Non-Independent Director	95,000
4.	KSM Exports Limited	Promoter Group	3,00,000
5.	MSA Investment and Trading Company Private Limited	Promoter Group	3,00,000
6.	KPL Packaging Private Limited	Promoter Group	86,000
7.	Raghushree Earning Solutions LLP	Promoter Group	30,000

#### 14. Proposed time frame within which the preferential issue shall be completed

In terms of Regulation 170(1) of the SEBI ICDR Regulations, preferential allotment of Warrants to Proposed Allottees pursuant to the special resolution will be completed within a period of 15 (fifteen) days from the date of passing of special resolutions.

Provided that where the allotment is pending on account of the pendency of any application for approval or permission by any regulatory authority, if applicable, the allotment would be completed within 15 (fifteen) days from the date of such approval or within such further period as may be prescribed or allowed by SEBI, Stock Exchanges or other concerned authorities.

Proposed Allottees of Warrants shall be entitled to convert the same into an equal number of Equity Shares, in one or

#### 11. Dues toward SEBI, Stock Exchanges or Depositories:

There are no outstanding dues of the Company payable towards SEBI, Stock Exchanges or Depositories as on the date of this Notice.

#### 12. The class or classes of persons to whom the allotment is proposed to be made

The preferential issue of Warrants is proposed to be made to the Proposed Allottees belonging to the Promoter and Non-Promoter Category which is given in detail in point 19.

#### 13. Intent of the Promoters, Directors or Key Managerial Personnel or Senior Management of the Company to subscribe to the preferential issue

Except as given below, none of the Promoters, Directors or Key Managerial Personnel or Senior Management or their relatives intends to subscribe to any Warrants under the preferential issue:

more tranches, within a period of eighteen (18) months from the date of allotment of the Warrants.

Upon exercise of the option to convert the Warrants within the tenure specified above, the Company shall ensure that the allotment of Equity Shares pursuant to the exercise of the Warrants is completed within 15 days from the date of such exercise by the allottee of such Warrants.

#### 15. Listing

The Company will make an application to the Stock Exchanges at which the existing shares are listed, for listing of the Equity Shares allotted pursuant to conversion of the Warrants. The Equity shares, once allotted, shall rank pari-passu with the then-existing equity shares of the Company in all respects.

## 16. Shareholding pattern of the Company before and after the preferential issue

The shareholding pattern of the Company before and after the proposed preferential issue 'Promoter Group' is likely to be as follows:

Category	Pre-Issue Shareholding Structure		Warrants to be Allotted	Post-Issue Shareholding	
	No. of Shares	% of Shareholding		No. of Shares	% of Shareholding
<b>(A) Promoters &amp; Promoters Group Shareholding</b>					
(a) Individuals & HUF	83,58,082	38.93	6,65,000	90,23,082	38.85
(b) Bodies Corporate	59,69,138	27.81	7,16,000	66,85,138	28.78
Sub Total (A1)	1,43,27,220	66.74	13,81,000	1,57,08,220	67.63
(A2) Foreign	-	-	-	-	-
<b>Total Promoter shareholding A=A1+A2</b>	<b>1,43,27,220</b>	<b>66.74</b>	<b>13,81,000</b>	<b>1,57,08,220</b>	<b>67.63</b>
<b>(B) Non- Promoters Shareholding</b>					
(B1) Institutions (Domestic)	-	-	-	-	-
(B2) Institutions (Foreign)	-	-	-	-	-
(B3) Central Government/ State Government(s)/ President of India	-	-	-	-	-
(a) Individuals	56,05,732	26.11	1,04,000	57,09,732	24.58
(b) Body Corporate	1,66,477	0.78	-	1,66,477	0.72
(c) Others (Including NRI)	13,67,329	6.37	2,75,000	16,42,329	7.07
<b>Sub Total (B4)</b>	<b>71,39,538</b>	<b>33.26</b>	<b>3,79,000</b>	<b>75,18,538</b>	<b>32.37</b>
<b>Total Public Shareholding</b>	<b>71,39,538</b>	<b>33.26</b>	<b>3,79,000</b>	<b>75,18,538</b>	<b>32.37</b>
<b>B=B1+B2+B3+B4</b>					
<b>(C) Non-Promoter Non-Public Shareholding</b>					
<b>Grand Total (A+B+C)</b>	<b>2,14,66,758</b>	<b>100.00</b>	<b>17,60,000</b>	<b>2,32,26,758</b>	<b>100.00</b>

### Notes:

- The Pre-preferential shareholding pattern is as of August 16, 2024.
  - The above post-issue shareholding is prepared assuming full conversion of Warrants issued pursuant to resolution at item No.1 into equity shares.
17. Particulars of the Proposed Allottees and the identity of the natural persons who are the ultimate beneficial owners of the Warrants proposed to be allotted and/or who ultimately control the Proposed Allottees, the percentage of post preferential issue capital that may be held by them and change in control, if any, in the Issuer consequent to the preferential issue:

Sr. No.	Names	PAN	Natural Persons who are the Ultimate Beneficial Owners (UBOs)	Pre-preferential holding & (%)	Present issue of Warrants*	Post-preferential holding & (%)
1.	Manoj Agarwal	ACIPA2493H	Not Applicable	21,39,784 (9.97%)	2,80,000	24,19,784 (10.42%)
2.	Shashank Agarwal	AHSPA2382E	Not Applicable	17,86,846 (8.32%)	2,90,000	20,76,846 (8.94%)
3.	Usha Agarwal	ACIPA2487P	Not Applicable	31,14,799 (14.51%)	95,000	32,09,799 (13.82%)
4.	KSM Exports Limited	AAACK5690F	1. Shashank Agarwal (PAN: AHSPA2382E) 2. Usha Agarwal (PAN: ACIPA2487P) 3. Manoj Agarwal (PAN: ACIPA2493H)	11,30,151 (5.26%)	3,00,000	14,30,151 (6.16%)

Sr. No.	Names	PAN	Natural Persons who are the Ultimate Beneficial Owners (UBOs)	Pre-preferential holding & (%)	Present issue of Warrants*	Post-preferential holding & (%)
5.	MSA Investment and Trading Company Private Limited	AAACM9661L	1. Shashank Agarwal (PAN: AHSPA2382E) 2. Usha Agarwal (PAN: ACIPA2487P) 3. Manoj Agarwal (PAN: ACIPA2493H) 4. Manjari Agarwal (PAN: AJUPG4254D) 5. Reyaansh Agarwal (PAN: EQNPA1488K) 6. Kaira Agarwal (PAN: EGNPA1650P)	14,22,189 (6.63%)	3,00,000	17,22,189 (7.41%)
6.	KPL Packaging Private Limited	AAACK5691E	1. Shashank Agarwal (PAN: AHSPA2382E) 2. Usha Agarwal (PAN: ACIPA2487P) 3. Manoj Agarwal (PAN: ACIPA2493H) 4. Manjari Agarwal (PAN: AJUPG4254D) 5. Reyaansh Agarwal (PAN: EQNPA1488K) 6. Kaira Agarwal (PAN: EGNPA1650P)	2,415 (0.01%)	86,000	88,415 (0.38%)
7.	Raghushree Earning Solutions LLP	ABAFR7485H	1. Shashank Agarwal (PAN: AHSPA2382E) 2. Usha Agarwal (PAN: ACIPA2487P) 3. Manoj Agarwal (PAN: ACIPA2493H) 4. Manjari Agarwal (PAN: AJUPG4254D) 5. Reyaansh Agarwal (PAN: EQNPA1488K) 6. Kaira Agarwal (PAN: EGNPA1650P)	6,556 (0.03%)	30,000	36,556 (0.16%)
8.	Alka Jain	AAFPJ9601D	Not Applicable	5,22,247 (2.43%)	43,000	5,65,247 (2.43%)
9.	Sanjeev Kumar Jhunjhunwala HUF	AABHS8225C	Sanjeev Kumar Jhunjhunwala (PAN: ACBPJ3727C)	Nil	1,72,000	1,72,000 (0.74%)
10.	Pari Marriage and Higher Education Trust	AACTP5530C	Pari Mehrotra (PAN: JJTPM2765P)	Nil	1,03,000	1,03,000 (0.44%)
11.	Vatsal Singhal	BFVPS1322A	Not Applicable	Nil	21,000	21,000 (0.09%)
12.	Binita Devi Saraogi	AMFPS1718J	Not Applicable	Nil	10,000	10,000 (0.04%)
13.	Uma Malani	ADJPM2408E	Not Applicable	Nil	10,000	10,000 (0.04%)

Sr. No.	Names	PAN	Natural Persons who are the Ultimate Beneficial Owners (UBOs)	Pre-preferential holding & (%)	Present issue of Warrants*	Post-preferential holding & (%)
14.	Seema Agarwal	AFMPA9144E	Not Applicable	Nil	10,000	10,000 (0.04%)
15.	Anil Kumar Khanna	ADKPK9899G	Not Applicable	Nil	5,000	5,000 (0.02%)
16.	Anubhav Khanna	CMWPK1959G	Not Applicable	Nil	5,000	5,000 (0.02%)

\* The above post-issue shareholding percentage is calculated assuming full conversion of Warrants issued pursuant to the Preferential Issue.

There is no change in control pursuant to the allotment of the Warrants.

## 18. Lock-in Period

The Warrants/ Resulting Equity Shares shall be subject to 'lock-in' as prescribed under the applicable provisions of the SEBI ICDR Regulations.

- The entire pre-preferential shareholding of the Proposed Allottees shall be subject to lock-in from the Relevant Date up to a period of 90 trading days from the date of allotment of Warrants, as per the requirement of the SEBI ICDR Regulations.
- The Warrants proposed to be issued to Proposed Allottees of the Company, shall be subject to lock-in for a period of 1 year from the date of allotment of such Warrants, as per the requirement of SEBI ICDR Regulations.
- The proposed allotment of Equity Shares pursuant to the conversion of Warrants to Manoj Agarwal, Shashank Agarwal, Usha Agarwal, KSM Exports Limited, MSA Investment and Trading Company Private Limited, KPL Packaging Private Limited and Raghushree Earning Solutions LLP, which forms part of Promoter Group of the Company, shall be subject to fresh lock-in for a period of 18 months from the date of grant of trading approval by the Stock Exchanges, as per the requirement of SEBI ICDR Regulations.
- The proposed allotment of Equity Shares pursuant to the conversion of Warrants to Alka Jain, Sanjeev Kumar Jhunjunwala HUF, Pari Marriage and Higher Education Trust, Vatsal Singhal, Binita Devi Saraogi, Uma Malani, Seema Agarwal, Anil Kumar Khanna and Anubhav Khanna which forms part of Non-Promoter Category of the Company, shall be subject to fresh lock-in for a period of 6 months from the date of grant of trading approval by the Stock Exchanges, as per the requirement of SEBI ICDR Regulations.

## 19. The current and proposed status of the Proposed Allottees post the preferential issues namely, promoter or non-promoter

S. No.	Name of Allottee	Current Status	Post Status
1.	Manoj Agarwal	Promoter	Promoter
2.	Shashank Agarwal	Promoter	Promoter
3.	Usha Agarwal	Promoter Group	Promoter Group
4.	KSM Exports Limited	Promoter Group	Promoter Group
5.	MSA Investment and Trading Company Private Limited	Promoter Group	Promoter Group
6.	KPL Packaging Private Limited	Promoter Group	Promoter Group
7.	Raghushree Earning Solutions LLP	Promoter Group	Promoter Group
8.	Alka Jain	Non-Promoter	Non-Promoter
9.	Sanjeev Kumar Jhunjunwala HUF	Non-Promoter	Non-Promoter
10.	Pari Marriage and Higher Education Trust	Non-Promoter	Non-Promoter
11.	Vatsal Singhal	Non-Promoter	Non-Promoter
12.	Binita Devi Saraogi	Non-Promoter	Non-Promoter
13.	Uma Malani	Non-Promoter	Non-Promoter
14.	Seema Agarwal	Non-Promoter	Non-Promoter
15.	Anil Kumar Khanna	Non-Promoter	Non-Promoter
16.	Anubhav Khanna	Non-Promoter	Non-Promoter

**20. Practicing Company Secretary's Certificate**

A certificate from M/s Adesh Tandon & Associates, Practicing Company Secretary (Membership No.: 2253), certifying that the preferential issue is being made in accordance with the requirements of Chapter V of the SEBI ICDR Regulations shall be made available for inspection by the Members during the meeting and will also be made available on the Company's website [www.kanplas.com](http://www.kanplas.com).

**21. Valuation and justification for the allotment proposed to be made for consideration other than cash**

Not applicable as the Company has not proposed to issue the Warrants for consideration other than cash.

**22. Number of persons to whom allotment on a preferential basis has already been made during the year, in terms of the number of securities as well as price**

During the year, no preferential allotment has been made to any person as of the date of this Notice.

**23. Principle terms of assets charged as securities**

Not applicable

**24. Material terms of raising such securities**

All material terms have been set out above.

**25. Undertakings**

- (a) The Proposed Allottees have confirmed that it has not sold any equity shares of the Company during the 90 trading days months preceding the Relevant Date.
- (b) The Company is in compliance with the conditions for continuous listing and is eligible to make the preferential issue under Chapter V of the SEBI ICDR Regulations.
- (c) None of the Directors or Promoters and the Company are categorized as wilful defaulter(s) by any bank or financial institution or consortium thereof, in accordance with the guidelines on wilful defaulters issued by the Reserve Bank of India. Consequently, the disclosures required under Regulation 163(1)(i) of the SEBI ICDR Regulations are not applicable.

(d) None of the Company's Directors are fugitive economic offenders as defined under the SEBI ICDR Regulations.

(e) The Company shall re-compute the price of the relevant securities to be allotted under the preferential issue in terms of the provisions of the SEBI ICDR Regulations where it is required to do so, including pursuant to Regulation 166 of the SEBI ICDR Regulations, if required.

If the amount payable on account of the re-computation of price is not paid within the time stipulated in SEBI ICDR Regulations, the relevant securities to be allotted under the preferential issue shall continue to be locked-in till the time such amount is paid by the Proposed Allottees.

In accordance with the provisions of Sections 23, 42 and 62 of the Act read with applicable rules thereto and relevant provisions of the SEBI ICDR Regulations, approval of the Members for issue and allotment of the Warrants to Proposed Allottees is being sought by way of a Special Resolution as set out in the said Item No. 6 of the Notice.

The issue of the Warrants under the preferential issue would be within the Authorized Share Capital of the Company.

The Board of Directors believes that the proposed preferential issue is in the best interest of the Company and its Members and, therefore, recommends the resolution at Item No. 6 of the accompanying Notice for approval by the Members of the Company as a Special Resolution.

Except as mentioned in point 13 above, none of the Directors, Key Managerial Personnel or their relatives thereof are in any way financially or otherwise concerned or interested in the passing of this Special Resolution as set out in Item No. 6 of this Notice.

By order of the Board of Directors

**For KANPUR PLASTIPACK LTD.**

Place: Kanpur  
Date : 24<sup>th</sup> August, 2024

**ANKUR SRIVASTAVA**  
**COMPANY SECRETARY**

**OTHER GENERAL INFORMATION:**

- i) The Company is mainly engaged in manufacturing and export of FIBCs (Flexible Intermediate Bulk Container) commonly known as Jumbo Bags, Woven Sacks, PP Fabrics and PP High Tenacity Multifilament Yarn (MFY). The turnover of the Company and its financial performance during last 3 years have been as under :

(₹ In Lacs)

Year	Sales & Other Income	Exports	Profit Before Tax	Net Profit after Tax
2023-24	50,411	36,335	103	36
2022-23	48,125	34,657	265	414
2021-22	63,775	44,535	3,708	2,621

- ii) The figures of previous year have been re-grouped / re-casted wherever found necessary.
- iii) There is no foreign investment or collaborators.
- iv) Shri Manoj Agarwal and Smt Usha Agarwal being relatives of Shri Shashank Agarwal may be considered as interested. Save and except the above, none of the other Directors / Key Managerial Personnel of the Company / their relatives are, in any way, concerned or interested, financially or otherwise with any other Director.
- v) There is no pecuniary relationship with the Company of Shri Shashank Agarwal and Shri Sunil Mehta except as employee and / or shareholder.
- vi) The background and other details of Shri Shashank Agarwal and Shri Sunil Mehta are provided in the Explanatory Statement of the Notice.

- vii) The past remuneration of the appointee Director is given hereunder:

(₹ In Lacs)

Sl. No.	Name of Director	Past Remuneration per month
1	Shri Shashank Agarwal	₹4,30,000/-
2	Shri Sunil Mehta	₹2,80,000/-

- viii) In the industry, it is a normal trend of providing remuneration to the Chief Executives about ₹ 1 Crores plus other perks and commission linked with the profits of the Company. With the exemplary efforts of Shri Shashank Agarwal and Shri Sunil Mehta, the performance of your Company has remarkably improved. The proposed remuneration of Shri Shashank Agarwal and Shri Sunil Mehta, does not exceed the industry norm.
- ix) The performance of the Company is steady having a track of sound profitability which is expected to increase in future. Although the profitability for the year 2023-24 was affected due to some unavoidable reasons, the years to come are expected to deliver better performance. The phrase "inadequate profits" is only indicative that whenever the salary payable to the managerial personnel exceeds the limits provided by section 197 of the Companies Act, 2013, the provisions of section II of part II of Schedule V of the said act become applicable.

By order of the Board of Directors

For **KANPUR PLASTIPACK LTD.**Place: Kanpur  
Date : 24<sup>th</sup> August, 2024**ANKUR SRIVASTAVA**  
**COMPANY SECRETARY**



**Route map of venue of Annual General Meeting:**

**Kanpur Plastipack Limited, D-19-20, Panki Industrial Area, Kanpur-208022**



# BOARD'S Report

## DEAR MEMBERS,

Your Directors take pleasure to present this 53<sup>rd</sup> Annual Report of Kanpur Plastipack Limited together with Standalone and Consolidated Audited Financial Statements for the financial year ended 31<sup>st</sup> March, 2024.

## FINANCIAL HIGHLIGHTS:

(₹ in Lacs)

Particulars	Standalone		Consolidated	
	2023-24	2022-23	2023-24	2022-23
Sale of products	49272.58	47685.43	49741.24	47659.11
Other Income	1138.11	439.13	1145.38	448.79
<b>Total Income</b>	<b>50410.69</b>	<b>48124.56</b>	<b>50886.62</b>	<b>48107.90</b>
Profit Before Tax	102.65	265.24	152.34	214.78
Less: Current Tax	-	40.58	4.65	40.58
Less: Earlier year Tax Adjustment	82.42	16.31	82.42	16.31
Less: Deferred Tax	(15.45)	(202.78)	(15.45)	(202.78)
<b>Net Profit After Tax</b>	<b>35.68</b>	<b>411.13</b>	<b>80.72</b>	<b>360.67</b>
Balance profit from Last Years	14787.42	14640.74	14739.58	14636.41
Less: Appropriations:				
Other Comprehensive Incomes	(26.59)	6.05	(23.04)	(0.10)
Transfer to General Reserve	-	-	-	-
Dividend paid during the year	107.33	257.60	107.33	257.60
Tax on Dividend	-	-	-	-
<b>Balance carried to Balance Sheet</b>	<b>14742.36</b>	<b>14787.42</b>	<b>14736.01</b>	<b>14739.58</b>

## REVIEW OF OPERATIONS AND OUTLOOK:

Fiscal 2023-24 witnessed to be one of the most challenging years for your Company and the Company was impacted by the volatility in the global market, increased competition from within the country and an affected geopolitical environment. During the year the margins were badly affected largely due to the following reasons:

1. Lower realization on sales of fabric to South America;
2. Highly competitive market environment from within the country on exports;
3. Higher ocean freight due to Red Sea crises and, consequently, re-routing the consignments which put additional cost of freight and increased time of delivery.
4. The CPP division has been witnessing losses due to adverse market conditions.

The entire FIBC industry continues to be adversely impacted due to geopolitical reasons. Despite this, it is heartening to note that the operational performance of the Company has improved and your Company was able to record an increase in production and sales in volume terms. During the year, the production and Sales

of Rafia division in quantity terms recorded a growth of about 20% and 23%, respectively.

The year witnessed the diversification and establishment of new vertical of the Company in the form of Cast Polypropylene Film (CPP). However, due to over capacity in the CPP market the performance in the CPP division was sluggish leading to lower than expected realization and underutilization of the capacity.

With a continued emphasis on export of value added products and expanding its geographical footprints, your company has penetrated three new export markets which has opened up new avenues for the products of the Company. The Company participated in various exhibitions viz. Arabplast, Dubai, Techtexil, Germany, Propack, Kenya and Tanzania Exhibition at Tanzania. The responses received during these participations will surely help the Company to further expand its global footprints.

### Solar Power:

Sustainability is deeply ingrained in everything we do. Your Company is continuously making an endeavor to opt for renewal sources of power which has enabled the Company, during the year, to consume approximately 45% of its power needs through 'Solar Power' enabling not only cost savings to the Company but also reducing the carbon emission in the environment.

**Trading Activities:**

The performance of Dealer Operated Polymer Warehouse activity of Indian Oil Corporation Limited was improved during the year under review. The Company recorded a growth of about 20% in this sphere in comparison to previous year. Further, the company also opened an additional warehouse in Bareilly in May, 2024 to cater the requirements of nearby regions. This will contribute further to the bottom line from the current financial year.

**Outlook:**

With India standing at the cusp of multi-decade growth and Europe being the flag bearer of universal sustainability, your Company, having state of art manufacturing facilities and a legacy of five decades, is well positioned and well prepared to capitalize on this long-term opportunity.

We are fully committed to cater to the aspirations of our valued customers, engage our people, attract promising talent and build meaningful partnerships to grow our business. By consciously and energetically driving meaningful change, we are bringing the promise of a better tomorrow closer. We wish to be an active participant in the India's growth story and work towards transformation.

We are on track to regain profitability during the current year and are hopeful for better results in the years to come. Sales realizations in FIBC's have begun to rise upwards as the Global Economy stabilizes. Initiatives taken to enter the Japanese market have begun to bear fruit as shipments have started. Japan is the world's third largest importer of FIBC's and a market so far not being catered to by India. Recent trends in CPP too have seen a rise in selling price and higher demand as the initial market penetration activity has helped.

**CREDIT RATING:**

We have Credit Rating from Acuite Rating & Research Limited which has provided following credit ratings to the various credit facilities of the Company:

Long Term Rating	'ACUITE BBB+/Stable'
Short Term Rating	'ACUITE A2'

**SHARE CAPITAL:**

As on 31.03.2024 your Company has total shares capital of ₹21,46,67,580.00 divided into 2,14,66,758 equity shares of ₹10/- each. Which is listed with both stock exchanges viz. BSE Limited and National Stock Exchange.

**SUBSIDIARY COMPANIES**

As on March 31, 2024, your Company has three subsidiary Companies. During the year, there has been no material change

in the nature of the business of the subsidiaries. As required under Section 129(3) of the Act, the report on the performance and financial position of each subsidiary company and salient features of their Financial Statements are attached in the prescribed form AOC-1 with the financial statements which forms part of this Annual Report.

In accordance with the provisions of Section 136 of the Act and the amendments thereto, read with the SEBI Listing Regulations, the audited financial statements, including the consolidated financial statements and related information of the Company and financial statements of the subsidiary companies are available on our website at [www.kanplas.com](http://www.kanplas.com).

There is no Company which became or ceased to be subsidiary, joint venture and associate during the year under review. There is no material subsidiary Company in terms of regulation nos. 16(1)(c) and 24 of the SEBI( Listing Obligation and Disclosure Requirements) Regulations, 2015.

Your Company funds its subsidiaries, from time to time, in the ordinary course of business and as per the funding requirements, through capital, loan and/or other means to meet working capital requirements.

**CONSOLIDATED FINANCIAL STATEMENTS**

In accordance with Regulation 34 of the SEBI (Listing Obligations and Disclosure Requirements) Regulations, 2015 (The 'Listing Regulations') and Section 129(3) of the Act, the consolidated financial statements have been prepared by the Company, as per the Indian Accounting Standards (Ind AS), and form part of this Annual Report. The Consolidated Financial Statements shall also be laid at the ensuing Annual General Meeting of the Company.

**DIVIDEND:**

The Dividend Distribution Policy of the Company has been duly uploaded on the website of the Company at [www.kanplas.com](http://www.kanplas.com).

In view of affected profitability and to retain the resources, your Directors did not recommend any dividend for the financial year 2023-24.

**DIRECTORS:**

Your Directors have appointed Shri Sanjeev Singhal as Independent Director of the Company w.e.f. 08/02/2024 which was later on confirmed by the shareholders through postal ballot for a consecutive period of five years.

Shri Prem Singh Khamesra has retired from the Board of Directors on 31<sup>st</sup> March, 2024 after serving two consecutive terms as Independent Director. The Board appreciated and took on record the splendid contribution of Shri Prem Singh Khamesra during his tenure.

Shri Subodh Kumar, Independent Director unfortunately passed away on the 27<sup>th</sup> October, 2023. The Board placed on record their appreciation for the valuable contribution made by him during his association with the Company.

The Board has re-appointed Shri Shashank Agarwal as Deputy Managing Director and Shri Sunil Mehta as Executive Director w.e.f. 01<sup>st</sup> September, 2024 on fresh terms of appointment as recommended by the Nomination and Remuneration Committee, subject to the approval of the shareholders at the ensuing Annual General Meeting.

Also, Shri Sunil Mehta is retiring by rotation at the ensuing Annual General Meeting and is eligible for re-appointment. In view of the valuable services, guidance and support received from him, your Directors recommend his re-appointment.

The Board of Directors of the Company is having optimum combination of Independent and Promoter Directors as required under Section 149(4) read with Regulation 17 of SEBI (Listing Obligation and Disclosure Requirement) Regulations, 2015, as amended.

### MEETINGS OF THE BOARD OF DIRECTORS:

During the year your Company has conducted 4 meetings of the Board of Directors. The details of the meeting of the Board & Committees thereof including attendance therein are given under Corporate Governance Report.

Your company has digitalized the Board Process and adopted paper less Board meetings platform.

### KEY MANAGERIAL PERSONNEL:

Following are the Key Managerial Personnel of your Company:

Sl. No.	Name of KMP	Designation
1	Shri Manoj Agarwal	Chairman Cum Managing Director
2	Shri Ankur Srivastava	Company Secretary & Compliance Officer
3	Shri Shobhit Agarwal*	Chief Financial Officer

\*Shri Shobhit Agarwal was appointed as CFO w.e.f 10/06/2024 consequent to the resignation of earlier CFO Shri Vishal Jain w.e.f 31/05/2024.

### DECLARATION OF INDEPENDENT DIRECTORS:

The Independent Directors have submitted their disclosures to the Board that they fulfill all the requirements as stipulated in Section 149(6) of the Companies Act, 2013 so as to qualify themselves to be appointed as Independent Directors under the provisions of the Companies Act, 2013 and the relevant rules.

### DEPOSITS:

In view of Section 73 to 76 of the Companies Act, 2013 read with Companies (Acceptance of Deposit) Rules, 2014 your Company did not accept any deposit during the year under review.

### CORPORATE GOVERNANCE:

The Company is committed to maintain the highest standards of Corporate Governance and adhere to the Corporate Governance requirements set out by the Securities and Exchange Board of India (SEBI). The report on Corporate Governance as stipulated under the Listing Regulations is annexed to the Annual Report as Annexure 'A' and Management Discussion and Analysis Report also forms part of this Report.

The Certificates certifying that :

- the Company has complied with the requirements of Corporate Governance in terms of SEBI (LODR) Regulations, 2015; and
- none of the Directors on the Board of the company have been debarred or disqualified from being appointed or continuing as Directors of Companies by the SEBI/ MCA or any such authority.

are attached and form part of this Report.

### CONSERVATION OF ENERGY, TECHNOLOGY ABSORPTION AND FOREIGN EXCHANGE EARNINGS AND OUTGO:

Information as per Section 134(3)(m) of the Companies Act, 2013 read with Rule 8 of the Companies (Accounts) Rules, 2014 relating to conservation of energy, technology absorption and foreign exchange earnings and outgo for the financial year 2023-24 are annexed as Annexure 'B' which forms part of this Report.

### PARTICULARS OF EMPLOYEES:

The information required under Section 197(12) of the Companies Act, 2013 read with Rule 5(1) & 5(2) of the Companies (Appointment and Remuneration of Managerial Personnel) Rules, 2014 are annexed as Annexure 'C' which forms part of this Report.

### AUDITORS:

#### I. STATUTORY AUDITORS AND THEIR REPORT

M/s Rajiv Mehrotra & Associates (FRN: 002253C), Chartered Accountants, were appointed as Statutory Auditors of your Company for a period of 5 years in the Annual General Meeting held on 02/09/2022 till the conclusion of 56<sup>th</sup> Annual General Meeting to be held in the year 2027.

The Audit Report from the Statutory Auditors forms part of this Annual Report. The said report does not contain any qualification, reservation or adverse remark.

## II. COST AUDITORS

As per Section 148 of the Act read with Companies (Audit and Auditors) Rules, 2014, the Company, is required to maintain and audit its cost records conducted by a Cost Accountant. The Board of Directors of the Company has on the recommendation of the Audit Committee, approved the appointment of M/s Rakesh Misra & Company, Cost Accountants as the Cost Auditors of the Company to conduct cost audits for relevant products prescribed under the Companies (Cost Records and Audit) Rules, 2014 for the year ending March 31, 2025. Under Section 139(1) of the Act and the Rules framed thereunder M/s Rakesh Misra & Company have furnished a certificate of their eligibility and consent for appointment.

The Board on recommendations of the Audit Committee have approved the remuneration payable to the Cost Auditor, subject to ratification of their remuneration by the members at the ensuing AGM. The resolution approving the above proposal is being placed for approval of the members at the ensuing Annual General Meeting.

The cost audit report for the financial year 2023-24 will be filed within the stipulated time.

## III. SECRETARIAL AUDITORS

The Secretarial Audit Report for the financial year 2023-24, as placed by the Auditor, is annexed with this Report as Annexure 'D'. There was no qualification, reservation or adverse remark made by the Auditor in their respective report. The Company has, on the recommendation of the Audit Committee, re-appointed M/s Adesh Tandon & Associates, Practicing Company Secretaries as the Secretarial Auditors of the Company for the year 2024-25

## IV. INTERNAL AUDITORS

During the year under review M/s S N Saraogi & Associates, Chartered Accountants were the Internal Auditors of the Company. Their reports were placed before the Audit Committee of the Company from time to time.

## INTERNAL CONTROL SYSTEM AND THEIR ADEQUACY:

The Company has adequate system of internal control with reference to the financial statements. All the transactions are properly authorized, recorded and reported to the Management. The Company is following all the applicable Accounting Standards for properly maintaining the books of accounts and reporting financial statements. The internal auditor of the company checks and verifies the internal control and monitors them in accordance with policy adopted by the company.

Company ensures proper and adequate systems and procedures commensurate with its size and nature of its business.

## ANNUAL RETURN:

As per the requirement of Section 134(3)(a) read with Section 92(3) of the Companies Act, 2013, the Annual Return for the year 2023-24 has been placed on the website of the Company. The weblink of the same is <https://www.kanplas.com/en/corporate-governance>.

## LISTING:

The Equity Shares of the Company are listed with National Stock Exchange (NSE) and Bombay Stock Exchange (BSE). We confirm that the Annual Listing Fees for the financial year 2024-25 have been paid within the stipulated time to both the Stock Exchanges.

## CORPORATE SOCIAL RESPONSIBILITY:

During 2023-24, the provisions of Section 135 and Schedule VII of the Companies Act, 2013 read with the Companies (Corporate Social Responsibility) Rules, 2014 were not applicable on the Company. However, the Board of Directors of your Company continued to comply with the provisions on voluntary basis.

## PARTICULARS OF LOANS, GUARANTEES OR INVESTMENTS:

During the year, your Company has not made any Loan or given any Guarantees to any parties covered under section 185 except its Subsidiary Companies which have been converted into Capital and the details of investments are given under note 4 and 8 of the Financial Statements. However, the investments made does not exceed the limits as prescribed under Section 186 of the Companies Act, 2013.

## VIGIL MECHANISM (WHISTLE BLOWER POLICY):

In pursuant to the provisions of Section 177(9) & (10) of the Companies Act, 2013 read with Rule 7 of the Companies (Meeting of Board and its Powers) Rules, 2014 and Regulations 34 (3) and 53 (f) of SEBI (LODR) Regulations, 2015, a Vigil Mechanism for directors and employees to report genuine concerns about unethical behaviour, actual or suspected fraud or violation of the Company's code of conduct or ethics policy has been established. The Vigil Mechanism Policy has been uploaded on the website of the Company.

During the year under review no complaint was received by the Audit Committee under the Whistle Blower Policy.

## RISK MANAGEMENT:

The Company follows the risk management policy wherein the management keeps an eagle eye view on the markets, both domestic and foreign, related to the products, the Company

manufactures and the raw materials required. The management also monitors the socio-economic changes worldwide and the changes in the currency fluctuation to minimize the risks.

The Board members are regularly informed about the potential risks, their assessment and minimization procedures. The Board frames a plan for elimination / minimization of the risk and further lays out the steps for implementing and monitoring of the risk management plan.

There are no risks which in the opinion of the Board are of the nature that can threaten the existence of the Company. However, the risks inter-se that are generally dealt in regular course of business are fluctuations in foreign exchange rates and raw material prices which have to be taken care.

### **MATERIAL CHANGES AND COMMITMENTS:**

No material change or commitment which may affect the financial position of the Company has occurred between the end of the financial year of the Company and the date of this report.

### **INDIAN ACCOUNTING STANDARDS:**

Your Company has adopted Indian Accounting Standards ('Ind- AS') with effect from 1st April, 2017 pursuant to Ministry of Corporate Affairs notification dated 16th February, 2015 notifying the Companies (Indian Accounting Standards) Rules, 2015.

### **BOARD EVALUATION:**

The Board annually evaluates its performance as well as the performances of its Committees and its Directors individually.

For evaluating the performance of the Board as a whole, the Chairman of the Company and the Whole Time Directors are evaluated linking it with the periodical performances of the Company, role of the Board towards achievement of the said performances, the future plans as set out from time to time and their devotion towards implementation and management of the growth parameters of the Company.

The performance of the Non Executive / Independent Directors is evaluated on the basis of their contribution for adopting better corporate governance practices, transparency and disclosures in achieving the goal of the Company.

The performance of the various Committees of the Board is reviewed on the basis of the achievement of the work designated to the specific committee.

### **RELATED PARTY TRANSACTIONS:**

During the year no contracts / arrangements were entered / renewed by the Company with related parties in terms of the provisions of Section 188(1) of the Companies Act, 2013.

All the transactions with the related parties entered during the year 2023-24 were in the ordinary course of business, on arm's length basis and as per the approval of the Audit Committee. Further, no material related party transaction was entered during the year under review.

Disclosure as required under section 134(3)(h) of the Companies Act, 2013 read with the Companies (Accounts) Rules, 2014, in form AOC-2, is not applicable as all the contracts entered by the Company during the year are on arms length basis and there was no material contract or arrangement.

The policy to deal with the related party transactions is uploaded on the company's website. The weblink of the same is <https://www.kanplas.com/en/policies>

### **COMPANY'S POLICY ON DIRECTORS APPOINTMENT AND REMUNERATION:**

The current policy is to have an appropriate mix of executive and independent directors to maintain the independence of the Board, and separate its functions of governance and management. The Company has duly constituted the Nomination and Remuneration Committee of the Board and the committee interalia periodically evaluates:

1. The need for change in composition and size of the Board;
2. Recommend/review remuneration of the Managing Director and Whole-time Director(s) based on their performance.
3. Recommend the policy for remuneration of Directors, KMPs & other senior level employees of the Company and review the same in accordance with the performance of the Company and industry trend.

The policy to deal with the selection, appointment and remuneration of the Directors and Key Managerial Personnel and other senior level employees is annexed with this report as Annexure 'E'.

### **SIGNIFICANT AND MATERIAL ORDERS PASSED BY THE REGULATORS OR COURTS OR TRIBUNALS IMPACTING THE GOING CONCERN STATUS AND COMPANY'S OPERATIONS IN FUTURE.**

There are no significant material orders passed by the Regulators / Courts which would impact the going concern status of the Company and its future operations.

### **DIRECTORS' RESPONSIBILITY STATEMENT:**

Pursuant to clause (c) of sub-section 3 of Section 134 of the Companies Act, 2013, the Board of Directors of the Company hereby state and confirm that: -

- i) in the preparation of the Annual Accounts, the applicable Accounting Standards had been followed along with proper explanation relating to material departures;

- ii) the Directors had selected such accounting policies and applied them consistently and made judgments and estimates that are reasonable and prudent so as to give a true and fair view of the state of affairs of the Company at the end of the financial year and of the profit or loss of the Company for that period;
- iii) the Directors had taken proper and sufficient care for the maintenance of adequate accounting records in accordance with the provisions of this Act for safeguarding the assets of the Company and for preventing and detecting fraud and other irregularities;
- iv) the Directors had prepared the Annual Accounts of the Company on a going concern basis.
- v) The directors had laid down internal financial controls to be followed by the Company and that such internal financial controls are adequate and were operating effectively.
- vi) The directors had devised proper systems to ensure compliance with the provisions of all applicable laws and that such systems were adequate and operating effectively.

**ACKNOWLEDGEMENT:**

Your Directors convey their sincere gratitude towards the Bankers, Government Agencies, esteemed customers and all other stakeholders for their continued support and patronage during the year.

Your Directors also place on record their appreciation for the committed and dedicated contribution of all the officers, staff and workmen for the consistent growth of your Company.

Your Directors also take this opportunity to place on record their gratitude to all the shareholders for their confidence with the Company.

---

For and on behalf of the Board of Directors

**Kanpur Plastipack Limited**

Place: Kanpur  
Date: 9<sup>th</sup> August, 2024

**(Shashank Agarwal)**  
Deputy Managing Director

**(Manoj Agarwal)**  
Chairman Cum Managing Director

# Annexure- 'A' to the Directors' Report

## REPORT ON CORPORATE GOVERNANCE

### 1. COMPANY'S PHILOSOPHY ON CORPORATE GOVERNANCE:

Strong corporate governance stems in the philosophy of the Company. It is the basis of our sustained performance and has helped us to gain the trust and respect of all our stakeholders. Our corporate governance is a statement of the values we stand by as we conduct our business and engage with our stakeholders. The Company is committed to maintain the highest standards of Corporate Governance and adhere to the Corporate Governance requirements set out by the Securities and Exchange Board of India (SEBI). Your Company believes that transparency,

accountability, fair dealing and ethical practices lead to conduct of business in efficient and effective manner. This, in turn, creates wealth for all stakeholders on one hand and safeguards their interest on the other.

### 2. BOARD OF DIRECTORS:

As on 31<sup>st</sup> March, 2024, the Board of Kanpur Plastipack Limited consists of three Whole Time Directors and Five Non-Executive Directors, four of whom are Independent Directors, including one Non-Independent Woman Director. The composition of the Board and other relevant details relating to Directors are as under:

Name of the Director	Category	No of Equity Shares Held	No. of Board Meetings Attended	Whether attended last AGM	No. of Other Directorship	No. of Other Committees Chairmanship	No. of Other Committees Membership
Shri Manoj Agarwal	Promoter- Executive	2139784	4	Yes	4	-	-
Shri Shashank Agarwal	Promoter- Executive	1786846	4	Yes	6	-	-
Smt. Usha Agarwal	Promoter - Non- Executive	3114799	4	Yes	2	-	-
Shri Sunil Mehta	Executive	NIL	4	Yes	1	-	-
*Shri Prem Singh Khamesra	Non-Executive & Independent	NIL	4	Yes	5	-	-
**Shri Subodh Kumar	Non-Executive & Independent	NIL	2	Yes	-	-	-
Shri Akshay Kumar Gupta	Non-Executive & Independent	NIL	4	Yes	-	-	-
Shri Dharam Bir Prasad	Non-Executive & Independent	NIL	4	Yes	-	-	-
#Rajesh Chawla	Non-Executive & Independent	NIL	2	Yes	-	-	-
##Sanjeev Singhal	Non-Executive & Independent	NIL	-	-	6	-	-

\*Retired on 31/03/2024.

\*\* Ceased, due to sad demise on 27/10/2024.

# Appointed w.e.f. 04/08/2023.

## Appointed w.e.f. 08/02/2024.

A brief resume of the Directors, nature of their expertise in specific functional areas etc. are given in this Annual Report and is also available on the website of the Company at <https://www.kanplas.com/en/board-of-directors>.

#### Familiarization Programmes for Board Members:

The Board members are provided with necessary documents / brochures, reports and internal policies to enable them to familiarize with the Company's procedures and practices.

Periodic presentations are made at the Board and Committee meetings on business and performance updates of the Company including finance, sales, marketing and operations of the Company's business, overview of business operations of the Company and its subsidiaries, global business environment, business strategy and risks involved. Quarterly updates on relevant statutory, regulatory changes and landmark judicial pronouncements are regularly shared with the Directors of your Company. Time to time visits to various



plant locations are organized for the Independent Directors to enable them to understand and get acquainted with the operations of the Company. Details of familiarization programmes for the Independent Directors are available on the website of the Company at <https://www.kanplas.com/en/board-of-directors>.

#### Appointment / Cessation:

Shri Subodh Kumar who was the Independent Director of the Company, ceased to be a director due to his unfortunate death on October 27, 2024. The Board appreciated his contribution throughout his tenure and placed on record their appreciations for the valuable contribution made by him during his association with the Company.

Shri Prem Singh Khamesra was retired on March 31, 2024 from the Board of Directors after serving two consecutive terms as Independent Director. He has made significant contributions to the Company and always gave guidance and insights from time to time. The board appreciated his association and contribution during his association with the Company and placed on record their appreciations for his valuable contributions.

Shri Sanjeev Singhal was appointed as Independent Director w.e.f. 08/02/2024 which was confirmed by the shareholders through postal ballot for a consecutive period of five years.

Your Directors have re-appointed Shri Shashank Agarwal as Deputy Managing Director and Shri Sunil Mehta as Executive Director for a further period of three years w.e.f. 01<sup>st</sup> September, 2024 on fresh terms of appointment as recommended by the Nomination and Remuneration Committee, subject to the approval of the shareholders at the ensuing Annual General Meeting.

Also, Shri Sunil Mehta is retiring by rotation at the ensuing Annual General Meeting and is eligible for re-appointment. In view of the valuable services, guidance and support received from him, your Directors recommend his re-appointment.

#### Details of Board Meetings held during the year 2023-24:

During the year, four meetings of the Board of Directors were held. The details of meeting are as under:-

S. No.	Date of Board Meeting	Strength of Board	No. of Members Present
1	26 <sup>th</sup> May, 2023	8	8
2	04 <sup>th</sup> August, 2023	8	8
3	06 <sup>th</sup> November, 2023	8	8
4	08 <sup>th</sup> February, 2024	8	8

**3. SUB-COMMITTEES:** The Board has five committees – Audit Committee, Stakeholders Relationship Committee, Corporate Social Responsibility (CSR) Committee, Nomination and Remuneration Committee and Empowered Committee. The Compositions of the Committee is as per the provisions of the Companies Act, 2013 and SEBI (LODR) Regulations, 2015. The details of the composition of the committees of the Board and meetings thereof are given hereunder:

#### I. AUDIT COMMITTEE:

The Audit comprises 4 directors namely Shri Akshay Kumar Gupta as Chairman and Shri Manoj Agarwal, Shri Dharam Bir Prasad and Shri Sanjeev Singhal as Members. The Committee's constitution and terms of reference are in compliance with provisions of the Companies Act, 2013 and SEBI (LODR) Regulations, 2015. Four Audit Committee meetings were held during the year 2023-24. The details of the meetings are as under:-

Sl. No.	Date	Committee Strength	No. of members present
1.	26 <sup>th</sup> May, 2023	4	4
2.	04 <sup>th</sup> August, 2023	4	4
3.	06 <sup>th</sup> November, 2023	4	4
4.	08 <sup>th</sup> February, 2024	4	4

The terms of reference of the Audit Committee include review of Quarterly, Half-Yearly and Annual financial statements before submission to the Board for its approval, to review adequacy of internal control system, to apprise the Board on the impact of accounting policies, accounting standards and legislation, to hold periodical discussions with Statutory and Internal Auditors on the scope and content of the audit and to review the Company's financial and risk management policies. The members of the Committee are well versed in matters relating to finance, accounts, company law, other economic legislation and general management practices.

#### II. STAKEHOLDERS RELATIONSHIP COMMITTEE:

As on 31<sup>st</sup> March, 2024 Stakeholders Relationship Committee Consisted of 4 members namely Shri Dharam Bir Prasad as Chairman and Shri Manoj Agarwal, Shri Rajesh Chawla and Smt. Usha Agarwal as members. Shri Ankur Srivastava, Company Secretary of the Company acts as the Compliance Officer.

The Committee's constitution and terms of reference are in compliance with provisions of the Companies

Act, 2013 and SEBI (LODR) Regulations, 2015. During the year 2023-24, four Committee Meetings were held. Details of the meetings are as are as under:

S. No.	Date	Committee Strength	No. of members present
1.	26 <sup>th</sup> May, 2023	4	4
2.	04 <sup>th</sup> August, 2023	4	4
3.	06 <sup>th</sup> November, 2023	3	3
4.	08 <sup>th</sup> February, 2024	4	4

The Committee look after the matters relating to transfer, transmission / transposition of shares, demat of shares, issue of duplicate share certificates, redressal of shareholders / investors grievances and complaints regarding non-receipt of dividends, Annual Reports, etc. Except from routine shareholder service related matters, during the year, no investor grievances were received by the Company.

### III. CORPORATE SOCIAL RESPONSIBILITY COMMITTEE

For the year 2023-24 the provisions of Corporate Social Responsibility were not applicable on the Company. However, the Company has, on voluntary basis, complied with the provisions of Corporate Social Responsibility and as on 31<sup>st</sup> March, 2024, the constitution of the CSR Committee was : Shri Shashank Agarwal, Chairman and Shri Rajesh Chawla, Shri Dharam Bir Prasad and Smt. Usha Agarwal are the members. The Committee met 4 times during the year 2023-24 the details of which are given below:

S. No.	Date	Committee Strength	No. of members present
1.	26 <sup>th</sup> May, 2023	4	4
2.	04 <sup>th</sup> August, 2023	4	4
3.	06 <sup>th</sup> November, 2023	3	3
4.	08 <sup>th</sup> February, 2024	3	3

The Committee's constitution and terms of reference are in compliance with provisions of the Companies Act, 2013. The committee shall inter-alia look into the matters of formulating and recommending to the Board, a CSR Policy which shall indicate the activities

to be undertaken by the Company as specified under Schedule VII of the Act, recommend the amount of expenditure to be incurred on the activities referred to in CSR activities and to monitor the CSR Policy of the Company from time to time, etc.

### 4. NOMINATION AND REMUNERATION COMMITTEE:

The constitution of the Nomination and Remuneration Committee comprised four Non-Executive Directors. As on 31<sup>st</sup> March, 2024, the constitution of the committee was Shri Akshay Kumar Gupta as Chairman and Shri Rajesh Chawla, Shri Dharam Bir Prasad and Shri Sanjeev Singhal as members. The Committee's constitution and terms of reference are in compliance with provisions of the Companies Act, 2013 and SEBI (LODR) Regulations, 2015.

The Committee, inter-alia, looks into the matters, in accordance with the remuneration policy of the Company, to identify persons who are qualified to become Directors and who may be appointed in senior management and to recommend to the Board their appointment and/or removal, to carry out evaluation of every Director's performance, to formulate the criteria for determining qualifications, positive attributes and independence of a Director, and matters relating to the remuneration for the Directors and Key Managerial Personnel. Three Nomination and Remuneration Committee meetings were held during the year 2023-24. The details of the meetings are as under:-

Sl. No.	Date	Committee Strength	No. of members present
1.	04 <sup>th</sup> August, 2023	4	4
2.	08 <sup>th</sup> February, 2024	3	3
3.	04 <sup>th</sup> March, 2024	4	3

The Company pays Rs. 1.00 Lacs to each Independent Director as annual honorarium in addition to the sitting fee for attending meetings of the Board of Directors @ ₹20,000/- each and ₹2,500/- for attending each meeting of sub committees besides reimbursement of expenses of traveling etc. The Company has no other pecuniary relationship or transaction with its non-executive Directors except as shareholders. The details of the remuneration given to the individual directors are given below:

(₹ in Lacs)

Name of Director	Remuneration	Perquisites	Commission/ performance Incentive	Sitting Fee	Stock Option	Others	Total
Manoj Agarwal	98.06	-	-	-	-	-	<b>98.06</b>
Shashank Agarwal	75.73	-	-	-	-	-	<b>75.73</b>
Sunil Mehta	56.72	-	-	-	-	-	<b>56.72</b>
Usha Agarwal	-	-	-	1.00	-	-	<b>1.00</b>
Prem Singh Khamesra	-	-	-	1.05	-	1.00	<b>2.05</b>
Dharam Bir Prasad	-	-	-	1.08	-	1.00	<b>2.08</b>
*Subodh Kumar	-	-	-	0.60	-	-	<b>0.60</b>
Akshay Kumar Gupta	-	-	-	1.15	-	1.00	<b>2.15</b>
**Rajesh Chawla	-	-	-	0.47	-	1.00	<b>1.47</b>

\*Subodh Kumar ceased to be director due to sad demise on 27/10/2023.

\*\* Rajesh Chawla was appointed w.e.f. 04/08/2023.

## 5. GENERAL BODY MEETING:

### Annual General Meeting:

The Annual General Meeting of the Company during last three years were held through Video Conferencing or Other Audio Visual Means at the registered office of the Company at D-19-20, Panki Industrial Area, Site-I, Kanpur - 208 022. The date and time of the AGM held during last three years and the Special Resolution(s), if any, passed there at are as follows:

#### 2022-23

**Date and Time** : 14<sup>th</sup> September, 2023 at 12:00 Noon

#### **Special Resolution(s) :**

1. Re-appointment of Shri Manoj Agarwal as Chairman Cum Managing Director
2. Appointment of Shri Rajesh Chawla as Independent Director for a consecutive period of five years.

#### 2021-22

**Date and Time** : 2<sup>nd</sup> September, 2022 at 12:00 Noon

**Special Resolution(s)** : No special resolution was put to vote.

#### 2020-21

**Date and Time** : 3<sup>rd</sup> September, 2021 at 12:00 Noon

#### **Special Resolution(s) :**

1. Issue of bonus share in the proportion of 1(One) Bonus share for every existing 2(Two) fully paid up Equity shares of Rs. 10/- each (Ratio 1:2).
2. Adoption of New Set of Article of Associations
3. Re-appointment of Shri Shashank Agarwal as Deputy Managing Director
4. Change in the terms of appointment of Shri Sunil Mehta, Executive Director
5. Grant of Honorarium to retiring Chairman Emeritus of the Company Shri Mahesh Swarup Agarwal
6. Change in the terms of appointment of Shri Manoj Agarwal, Chairman Cum Managing Director
7. Grant of annual Honorarium to all Independent Directors of the Company
8. Approve and ratify the re-appointment of Shri Akshay Kumar Gupta, Non Executive Independent Director

**Extraordinary General Meeting:**

During last 3 years No Extraordinary General Meeting was conducted.

**Postal Ballot:**

During last 3 years 1 Postal Ballot was conducted. The Resolution(s) passed there at are as follows:

**2023-24**

**Date** : 4<sup>th</sup> March, 2024 (date of Postal Ballot Notice) resolutions were passed on 4<sup>th</sup> April, 2024

**Resolution(s)** :

1. Confirmation of the Appointment of Independent Director Shri Sanjeev Singhal.
2. Approval for re-appointment of Shri Dharam Bir Prasad, for second term of five consecutive year as an Independent Director.

**8. DISCLOSURES:**

a) All transactions entered into with Related Parties as defined under the Companies Act, 2013 and Regulation 23 of Listing Regulations during the financial year were in the ordinary course of business and on an arm's length basis. Omnibus approval from the Audit Committee was obtained on annual basis for transactions which are of repetitive nature. There was no materially significant related party transaction i.e. transaction of material nature with its promoters, directors or management, their relatives or with Subsidiary Companies etc., that may have potential conflict with the interests of the Company at large. Attention of members is drawn to the disclosure of transactions with the related parties set out in Notes on Accounts forming part of the Annual Report. The policy to deal with the related party transactions is uploaded on the company's website. The weblink of the same is <http://www.kanplas.com/en/policies>.

b) During the year 2023-24:-

- a) No person has been denied access to the Audit Committee to report concerns about unethical behavior, actual or suspected fraud or violation of the Company's code of conduct or ethics as per the "Vigil Mechanism (Whistle Blower Policy)" of the Company;
- b) The Company has complied with all the mandatory requirements and most of the discretionary requirements specified in Part E of Schedule II of the SEBI (LODR) Regulations, 2015; and
- c) No penalties or strictures have been imposed on the Company by Stock Exchanges or SEBI or by any statutory authority on any matter related to capital markets during last three years except below:

Year	Compliance Requirement (Regulations/ circulars/ guidelines including specific clause)	Regulation No.	Deviations	Action Taken by	Type of Action	Fine Amount	Management Response
2023-24	The listed entity is required to give intimation under regulation 29(1) read with 29(3) of SEBI (LODR) 2015 at least two working days in advance.	Regulation 29 of SEBI (LODR)	The Company did not gave advance intimation to the Stock Exchange regarding the recommendation of dividend u/r 29 of SEBI (LODR) 2015	BSE & NSE	Fine Imposed	10,000/-	The company has duly intimated the Exchanges about the board meeting well in advance. As the proposal of dividend was not part of the agenda of the meeting but additionally taken in any other agenda on the request of independent directors. Hence, advance intimation was not possible.

- d. The Company has complied with the Corporate Governance requirements as specified in Regulations 17 to 27 and clauses (b) to (i) of sub-regulation (2) of Regulation 46 of the SEBI (Listing Obligation and Disclosure Requirements) Regulations, 2015.
- e. Shri Manoj Agarwal, Smt. Usha Agarwal and Shri Shashank Agarwal are relatives. There is no pecuniary or other relationship among any other Directors of the Company. Independent Directors are not related themselves, with the Company or any of its Directors.
- f. The details of familiarization programmes imparted to the Independent Directors have been disclosed on the website of the Company the weblink of the same is <https://www.kanplas.com/images/Details-of-Familiarization-programme-imparted.xlsx>
- g. Performance evaluation of Independent Directors is conducted by the entire board based on the basis of their experience, knowledge, competency, attendance, commitment, integrity and Independence.

## 9. MEANS OF COMMUNICATION:

The quarterly and Annual Results of the Company are sent to the Stock Exchanges, where the Company's shares are listed, immediately after they are approved by the Board. These are also published in regional language (Hindi) newspaper and in National English Daily as per the SEBI (LODR) Regulations. Quarterly Results, Annual Results, Annual Report and other information are also available on the website of the Company i.e. [www.kanplas.com](http://www.kanplas.com). In compliance with the directives of Ministry of Corporate Affairs and Securities and Exchange Board of India, the Annual Report 2023-24, the Notice of the 53<sup>rd</sup> Annual General Meeting, and instructions for e-voting are being sent through electronic mode to those members whose email addresses are registered with the Company / depository participant(s) and through permitted mode to the shareholders whose email id is not registered with the Company.

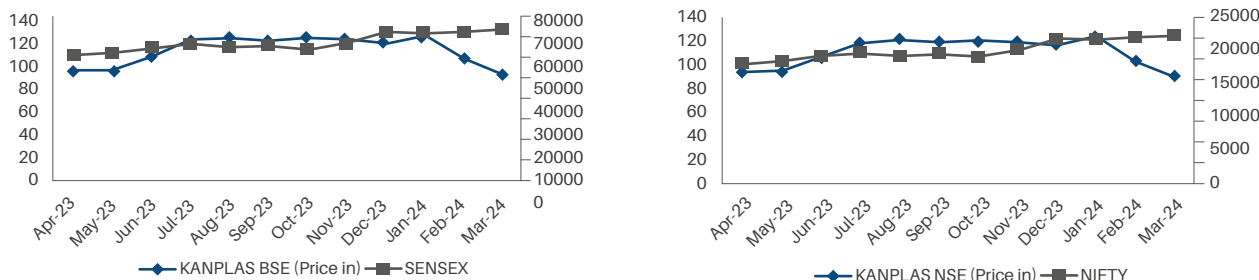
## 10. GENERAL SHAREHOLDER INFORMATION:

- (i) **Annual General Meeting** Date : 20<sup>th</sup> September, 2024  
Time : 12:00 Noon  
Venue: : D-19-20, Panki Industrial Area, Kanpur 208 022.
- (ii) **Financial Year** : 1<sup>st</sup> April, 2023 to 31<sup>st</sup> March, 2024
- (iii) **Date of Book Closure** : 14<sup>th</sup> September, 2024 to 20<sup>th</sup> September, 2024  
(both days inclusive)
- (iv) **Dividend payment date, if declared** : Not declared for financial year 2023-24
- (v) **Listing on Stock Exchanges** : Bombay Stock Exchange National Stock Exchange  
(The Company is up-to-date on the payment of Annual Listing fees)
- (vi) **Stock Code** : 507779 (BSE), KANPRPLA(NSE)
- (vii) **Market Price Data At BSE & NSE** :

Month	Bombay Stock Exchange		National Stock Exchange	
	High (₹)	Low (₹)	High (₹)	Low (₹)
Apr-23	99.70	77.10	101.40	80.20
May-23	96.90	75.00	97.25	85.20
Jun-23	122.90	91.00	123.70	85.55
Jul-23	120.00	100.20	120.70	100.25
Aug-23	136.30	111.05	136.05	111.40
Sep-23	129.05	111.05	129.75	114.90
Oct-23	131.30	112.00	130.00	111.85

Month	Bombay Stock Exchange		National Stock Exchange	
	High (₹)	Low (₹)	High (₹)	Low (₹)
Nov-23	132.10	116.20	132.00	117.30
Dec-23	128.80	111.35	129.00	111.10
Jan-24	132.00	117.35	131.90	117.05
Feb-24	149.50	102.00	149.50	101.00
Mar-24	108.85	87.70	108.40	87.90

**(viii) Comparison of Company's stock performance with BSE- SENSEX & NIFTY:**



**(ix) Registrar and Share Transfer Agent(RTA) :** Skyline Financial Services Private Limited D-153/A, 1<sup>st</sup> Floor, Okhla Industrial Area, Phase-I, New Delhi- 110 020

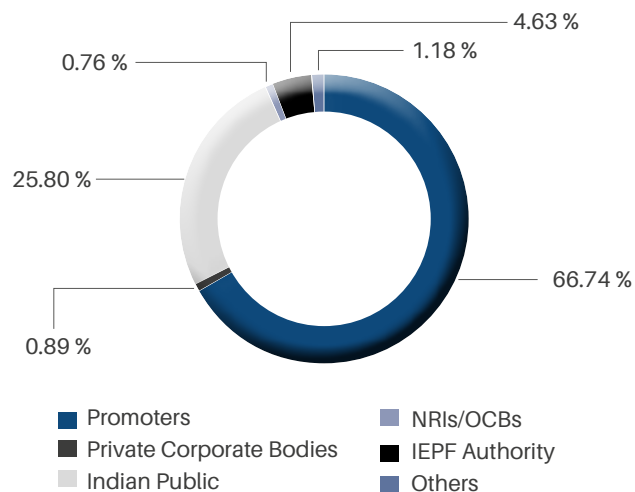
**(x) Share Transfer System: -**

SEBI had barred physical transfer of shares of listed companies with effect from 1<sup>st</sup> April, 2019 and mandated transfers only through demat mode. However, investors are not barred from holding shares in physical form. We request shareholders whose shares are in physical mode to dematerialize their shares. Shareholders holding shares in dematerialized mode have been requested to register their email address, bank account details and mobile number with their depository participants.

Those holding shares in physical mode have been requested to complete their KYC as per various circulars of SEBI and communication by the Company in this regard.

The shares received for transmission/transposition in physical form are processed by RTA and the Share Certificates are returned after authorization by the Company, within a period of 15 days from the date of receipt, subject to the documents being valid & complete in all respects. Any transferee who wishes to get the shares dematerialized may approach any of the Depository Participants (DP) along with a duly filled Demat Request Form.

**(xi) Shareholding Pattern as on 31<sup>st</sup> March, 2024:**



Category	No. of shares held	% of Share holding
Promoters	14327220	66.74
Private	191416	0.89
Corporate Bodies	-	-
FII's	-	-
Indian Public	5538973	25.80
NRIs/OCBs	162651	0.76
IEPF Authority	994407	4.63
Others	252091	1.18
<b>TOTAL</b>	<b>21466758</b>	<b>100%</b>

**(xii) Distribution of Shareholding as on 31<sup>st</sup> March 2024:**

No of Shares	No. of Shareholders	Percentage	No. of Shares	Percentage
Up To 5,000	8987	86.86	1236970	5.76
5,001 To 10,000	754	7.29	554548	2.58
10,001 To 20,000	329	3.18	464385	2.16
20,001 To 30,000	92	0.89	232907	1.09
30,001 To 40,000	43	0.42	152322	0.71
40,001 To 50,000	25	0.24	114173	0.53
50,001 To 1,00,000	54	0.52	379252	1.77
1,00,000 and Above	62	0.60	18332201	85.40
<b>Total</b>	<b>10346</b>	<b>100.00</b>	<b>21466758</b>	<b>100.00</b>

**(xiii) Dematerialization of shares: -**

The Company's shares are under demat mode as well. The ISIN of the Company is INE694E01014. As on 31<sup>st</sup> March, 2024, 98.28% equity shares of the Company are in dematerialized mode.

**(xiv) Outstanding GDR / ADR / Warrants or any convertible instruments, conversion date and impact on equity:-**

:Not Applicable

**(xv) Commodity price risk or foreign exchange risk and hedging activities:**

To control and minimize all those risk, the Company has formulated adequate system according to which each risk is effectively evaluated and ensured that these risks are known and addressed through a pragmatic and effective risk management process by the Management.

**(xvi) Plant and Location:**

- |                          |  |
|--------------------------|--|
| (i) Registered Office    | : D-19-20, Panki Industrial Area, Site-I, Kanpur - 208 022   |
| (ii) Manufacturing Units | : 1. D-19-20, Panki Industrial Area, Site-I, Kanpur-208 022  |
|                          | 2. A-1/A-2, Udyog Kunj, Site V, Kanpur-208 022   |
|                          | 3. Gajner Road, Village Shyampur Fattehpur Roshnai, Dist. Akbarpur, Kanpur Dehat- 209121           |
|                          | 4. D-6, Panki Industrial Area, Kanpur-208022   |
|                          | 5. CPP Unit- Gajner Road, Village Shyampur Fattehpur Roshnai, Dist. Akbarpur, Kanpur Dehat- 209121 |

**(xvi) Address for Investor Correspondence:-**

- For shares held in Physical Form : Kanpur Plastipack Ltd.  
& for any query on the Annual Report & Dividend : D-19-20, Panki Industrial Area, Site-I  
Kanpur-208 022
- For Shares in Demat Form : Skyline Financial Services Private Limited  
D-153/A, 1<sup>st</sup> Floor, Okhla Industrial Area, Phase-I  
New Delhi- 110 020

The Company has also created a dedicated email id (secretary@kanplas.com) exclusively for the purpose of registering and redressal of the services / complaints of investors and this is prominently displayed on the Company's website i.e. [www.kanplas.com](http://www.kanplas.com)

**(xvii) Credit Rating: -** Details disclosed in Directors Report.

## DECLARATION

I, Manoj Agarwal, Chairman Cum Managing Director of Kanpur Plastipack Limited, hereby declare that, pursuant to Regulation 17(5) of the SEBI (LODR) Regulations, 2015, all members of the Board and Senior Management personnel have affirmed their compliance with the Code of Conduct for the year ended 31<sup>st</sup> March, 2024.

It is also confirmed that, in the opinion of the board, the Independent Directors fulfill the conditions specified in the SEBI (LODR) Regulations, 2015 and are Independent of the management.

For and on Behalf of the Board of Directors

Place: KANPUR

Date: 9<sup>th</sup> August, 2024

**(Manoj Agarwal)**

Chairman Cum Managing Director



# CERTIFICATE ON CORPORATE GOVERNANCE

To,  
The Members,  
**Kanpur Plastipack Limited**  
D 19-20, Panki Industrial Area,  
Kanpur, Uttar Pradesh - 208022

We have examined the compliance of conditions of Corporate Governance by **Kanpur Plastipack Limited** ("the Company"), for the financial year ended on March 31, 2024 as per Regulations 17 to 27 and Clauses (b) to (i) and (t) of sub-regulation (2) of Regulation 46 and Para C, D and E of Schedule V of the Securities and Exchange Board of India (Listing Obligations and Disclosure Requirements) Regulations, 2015, as amended from time to time ("SEBI Listing Regulations").

## MANAGEMENT'S RESPONSIBILITY

The compliance of conditions of Corporate Governance is the responsibility of the Management. The Management's responsibility includes the implementation of the Rules and Regulations and maintenance of the internal controls and procedures to comply with the conditions of the Corporate Governance stipulated in the SEBI Listing Regulations.

## OUR RESPONSIBILITY

Our responsibility is limited to examining the procedure and implementation thereof, adopted by the Company for ensuring compliance with the conditions of Corporate Governance. It is neither an audit nor an expression of opinion on the financial statements of the Company.

In our opinion, and to the best of our information and explanations given to us and representation made by the Directors and the Management, we certify that the Company has complied with all the conditions of Corporate Governance as stipulated in Regulation 17 to 27 and Clauses (b) to (i) and (t) of sub-regulation 2 of Regulation 46 and Para C, D and E of Schedule V of the SEBI Listing Regulations, as applicable, during the financial year ended on March 31, 2024.

We further state that such compliance is neither an assurance as to the future viability of the Company nor the efficiency or effectiveness with which the Management has conducted the affairs of the Company.

## RESTRICTIONS ON USE

This certificate is issued solely for the purpose of complying with the aforesaid Regulations and may not be suitable for any other purpose.

For **ADESH TANDON & ASSOCIATES**  
Company Secretaries

Peer Reviewed Unit:741/2020  
UDIN: F002253F000889326

Date: August 09, 2024  
Place: Kanpur

**(Adesh Tandon)**  
FCS No. 2253  
C.P. No. 1121

# CERTIFICATE OF NON-DISQUALIFICATION OF DIRECTORS

[Pursuant to Regulation 34(3) and Clause (10)(i) of Para C of Schedule V of the Securities and Exchange Board of India (Listing Obligations and Disclosure Requirements) Regulations, 2015, as amended]

To,

The Members,

**Kanpur Plastipack Limited**

D 19-20, Panki Industrial Area,

Kanpur, Uttar Pradesh - 208022

We have examined the relevant registers, records and disclosures received from the Directors of Kanpur Plastipack Limited (hereinafter referred to as "the Company") having CIN:L25209UP1971PLC003444 and having its registered office at D 19-20, Panki Industrial Area, Kanpur, Uttar Pradesh - 208022, produced before us by the Company for the purpose of issuing this Certificate, in accordance with Regulation 34(3) read with Clause (10)(i) of Para C of Schedule V of the Securities Exchange Board of India (Listing Obligations and Disclosure Requirements) Regulations, 2015 ("SEBI Listing Regulations").

Our opinion and to the best of our information and according to the verifications including Directors Identification Number (DIN) status at the portal [www.mca.gov.in](http://www.mca.gov.in) as considered necessary and explanations furnished to us by the Company & its Officers, We hereby certify that none of the Directors on the Board of the Company as stated below for the Financial Year ended on March 31<sup>st</sup>, 2024 have been debarred or disqualified from being appointed or continuing as Directors of the Company by the Securities and Exchange Board of India, Ministry of Corporate Affairs or any such other Statutory Authority.

S.N.	Name of Director	DIN	Latest Date of Appointment/ Re-appointment at current designation
1.	MANOJ AGARWAL	00474146	14/09/2023
2.	SHASHANK AGARWAL	02790029	02/09/2022
3.	SUNIL MEHTA	03422673	03/09/2021
4.	USHA AGARWAL	00997099	14/09/2023
5.	AKSHAY KUMAR GUPTA	00004908	01/04/2021
6.	DHARAM BIR PRASAD	08453624	04/04/2024
7.	RAJESH CHAWLA	10195144	14/09/2023
8.	SANJEEV SINGHAL	05125361	04/04/2024

Ensuring the eligibility for the appointment/continuity of every Director on the Board is the responsibility of the Management of the Company. Our responsibility is to express an opinion on these based on our verification. This Certificate is neither an assurance as to the future viability of the Company nor of the efficiency or effectiveness with which the Management has conducted the affairs of the Company.

**For ADESH TANDON & ASSOCIATES**

Company Secretaries

UDIN: F002253F000889304

**(Adesh Tandon)**

Place: Kanpur

Date: August 09, 2024

Proprietor

FCS No. 2253

C.P. No. 1121

# Annexure- 'B' to the Directors' Report

**PARTICULARS REQUIRED UNDER SECTION 134(3)(m) OF THE COMPANIES ACT, 2013 READ with Rule 8(3) of the COMPANIES (Accounts) Rules, 2014**

## A. CONSERVATION OF ENERGY:

### I. STEPS TAKEN OR IMPACT ON CONSERVATION OF ENERGY:

- a) Air conditioning arrangement of office block of CPP Unit has been done using FCUs which is more energy efficient as compared to conventional air conditioning system.

### II. STEPS TAKEN BY THE COMPANY FOR UTILIZING ALTERNATE SOURCES OF ENERGY:

Your Company was always a frontrunner in adoption of renewable energy sources. Steps taken towards sustainable sources of energy have enable the Company to utilize about 45% of power consumption through renewable sources.

During the year we have all together received 169.21 Lacs Units of Solar Power at all our units which has saved emission of carbon by 11,845 MT.

Your Company has also entered into 2 new agreements for purchase of additional solar power:

- i) 3000 KWp solar power for CPP Unit through Long Term Open Access, supply will commence from August, 24.
- ii) 1000 KWp solar power for CPP Unit through OPEX mode, supply will start from October, 2024.

### III. CAPITAL INVESTMENT ON ENERGY CONSERVATION EQUIPMENTS:

During the year total Investment Capitalized under this head on purchase of FCUs for air conditioning of office of CPP unit was approx. ₹ 10 Lakhs.

## B. Technology absorption:

### I. Efforts made towards technology absorption:

The Management regularly keeps a watch on the latest technological developments in the field of operations of the Company and whenever there are changes which in the opinion of management are beneficial, your Company absorbs the same.

During the year to make your company a smart factory, company has moved towards adopting the new world

of Artificial Intelligence system and embeds this new wonderful technology in its manufacturing process in the following areas:

- a) Production monitoring system to track and analyze production output on hourly basis.
- b) Bar code based tracking System for Digital Traceability and History from start to end of FIBC manufacturing by pasting unique bar code ID on each bag.
- c) Packing addressment System to facilitate the efficient and accurate packing of orders for shipment to customer.
- d) Fully implementation of PMS (Production Monitoring System) using IoT sensors installed on all Looms (Circular, Sulzer & Needle Looms), Lamination plants and TFOs for real time machine utilization and performance optimization.
- e) Implementation of HRMS (Human Resource Management System) Portal to provide easy access to each employee for self related information on one central platform which will also facilitate employees to calculate their income tax liability.

### II. benefits derived like product improvement, cost reduction, product development or import substitution:

- a) Real time insight of production resulted in improved productivity, reduced downtime and better resource utilization.
- b) Digital Traceability makes easy product identification and customer related issues are solved easily.
- c) Faster order fulfilment and improved customer satisfaction due to accurate and timely deliveries.
- d) Implementation of PMS resulted in improved productivity and with better quality.
- e) It has improved employee's confidence on the organization.

iii. In case of imported technology (imported during the last three years reckoned from the beginning of the financial year):

details of technology imported	year of import	whether the technology been fully absorbed	if not fully absorbed, areas where absorption has not taken place, and the reasons thereof
--	--	--	--

iv. the expenditure incurred on Research and Development: NIL

**C. FOREIGN EXCHANGE EARNINGS AND OUTGO:**

During the year under review, the Company has earned and spent Foreign Exchange as detailed below:

	(₹ in Lacs)
(i) Earning on FOB value basis	36,815.37
(ii) Total Expenditure in Foreign Currency:	
(a) Expenditure on Import of Raw Materials, Plant & Machinery and Spare parts and others	6,074.27
(b) Expenditure on Export promotion tour	72.17
(d) Expenditure on other than above	1,114.13

# Annexure- 'C' to the Directors' Report

The information as required under Section 197(12) of the Companies Act, 2013 read with the Rule 5(1) & Rule 5(2) of the Companies (Appointment and Remuneration of Managerial Personnel) Rules, 2014:

## 1. Disclosure pursuant to Section 197(12) of the Companies Act, 2013 read with Rule 5(1) of Companies (Appointment and Remuneration of Managerial Personnel) Rules, 2014:

Remuneration paid to Directors and Key Managerial Personnel:

(₹ in Lacs)

Sl. No.	Name	Title/Category	Remuneration in Fiscal 2024	Remuneration in Fiscal 2023	Increase in Remuneration	% increase remuneration	Ratio of remuneration to the MRE
1	Manoj Agarwal	Managing Director -KMP	98.06	81.3	16.76	20.62%	69.06
2	Shashank Agarwal	Deputy Managing Director	75.73	68.34	7.39	10.81%	53.33
3	Sunil Mehta	Executive Director	56.72	51	5.71	11.21%	39.94
4	Usha Agarwal	Non Executive Director	-	-	-	-	-
5	P.S. Khamesra	Independent Director	1	1	-	-	0.70
6	Akshay Kumar Gupta	Independent Director	1	1	-	-	0.70
7	Subodh Kumar	Independent Director	0	1	-1	-100.00%	0.00
8	Dharam Bir Prasad	Independent Director	1	1	-	-	0.70
9	Rajesh Chawla	Independent Director	1	-	1	100.00%	0.70
10	Shri Ankur Srivastava	Company Secretary -KMP	18.95	16.83	2.12	12.60%	13.35
11	Shri Vishal Jain	CFO-KMP	39.64	35.62	4.02	11.29%	27.92

**Key parameters for any variable component of remuneration availed by the Directors:** During the year, no commission as a fixed percentage of net profit was paid to the Whole-time Directors in view of affected bottom line of the Company. A fixed annual honorarium is being paid to all Independent Directors of the company.

There is no employee of the Company who has received remuneration in excess to the highest paid Director of the Company.

## Comparison of Remuneration to Employees

(₹ in Lacs)

Particulars	As on	As on	Increase / Decrease	Average Increase / Decrease	Median Remuneration of Employee (MRE)		Increase / Decrease in MRE	% Increase / Decrease in MRE
	31.03.2024	31.03.2023			As on 31.03.2024	As on 31.03.2023		
Number of permanent Employees on the rolls of the Company	1258	1341	-83					
Total Remuneration	5927	5527	400	0.59	1.42	1.33	0.09	6.77%

The figures of the previous year have been regrouped and recast wherever found necessary.

The number of permanent employees on the roll of the company represents the employees on roll as on 31<sup>st</sup> March of the relevant financial year, however, the median includes the remuneration of those employees also who left the company during relevant financial year.

Average increase in the remuneration of employees is ₹0.59 Lacs and percentile average increase in remuneration is 14.31%. During the year, Turnover of the Company was slightly increase by about 3% while net profit was affected and reduced about 91%. Total remuneration paid to the employees was increased due to new recruitments and revision of the salary as per continuing process in normal course.

The remuneration paid to the Directors, KMP and employees is in accordance with the remuneration policy of the Company.

Average percentile increase in salaries of employees other than Directors during 2023-24 was approx 7% in comparison to earlier year 0.08%. In the same period there was a decrease of about 15% in the managerial remuneration due to revision in the remuneration as per agreed terms of appointment while no commission was paid to the Chairman Cum Managing Director and Deputy Managing Director.

**2. Statement pursuant to Section 197(12) of the Companies Act, 2013 read with Rule 5(2) of Companies (Appointment and Remuneration of Managerial Personnel) Rules, 2014:**

No employee of the Company was in receipt of remuneration, in aggregate, more than ₹ 102.00 Lacs as prescribed, during the year and no employee of the company was in receipt of remuneration, in aggregate, in excess of that drawn by the Managing Director or Whole Time Directors of the Company. Hence, the statement under Rule 5(2) of the Companies (Appointment and Remuneration of Managerial Personnel) Rules, 2014 is not applicable.

# Annexure- 'D' to the Directors' Report

## SECRETARIAL AUDIT REPORT

For the Financial Year ended on March 31<sup>st</sup>, 2024

[Pursuant to Section 204(1) of the Companies Act, 2013 and Rule 9 of the Companies (Appointment and Remuneration of Managerial Personnel) Rules, 2014]

To,  
The Members,  
**Kanpur Plastipack Limited**  
D 19-20, Panki Industrial Area,  
Kanpur, Uttar Pradesh - 208022

We have conducted the Secretarial Audit of the compliance of applicable statutory provisions and the adherence to good corporate practices by **Kanpur Plastipack Limited** (hereinafter called as "the Company"). Secretarial Audit was conducted in a manner that provided us a reasonable basis for evaluating the corporate conducts/statutory compliances and expressing our opinion thereon.

Based on our verification of the books, papers, minute books, forms and returns filed and other records maintained by the Company and also the information provided by the Company, its officers, agents and authorized representatives during the conduct of secretarial audit, we hereby report that in our opinion, the Company has, during the audit period covering the financial year ended on March 31, 2024 ("Audit Period"), complied with the statutory provisions listed hereunder and also that the Company has proper Board-processes and compliance-mechanism in place to the extent, in the manner and subject to the reporting made hereinafter.

We have examined the books, papers, minute books, forms and returns filed and other records maintained by the Company for the financial year ended on March 31<sup>st</sup>, 2024 according to the provisions of:

- (i) The Companies Act, 2013 ("the Act") and the rules made there under as amended from time to time;
- (ii) The Securities Contracts (Regulation) Act, 1956 ("SCRA") and the rules made there under;
- (iii) The Depositories Act, 1996 and the Regulations and Bye-laws framed there under,;
- (iv) Foreign Exchange Management Act, 1999 and the rules and regulations made there under to the extent of Foreign Direct Investment, Overseas Direct Investment and External Commercial Borrowings (**Not applicable to the Company during the Audit Period**);
- (v) The following Regulations and Guidelines prescribed under the Securities and Exchange Board of India Act, 1992 ("SEBI Act"), as amended from time to time:
  - (a) The Securities and Exchange Board of India (Substantial Acquisition of Shares and Takeovers) Regulations, 2011;
  - (b) The Securities and Exchange Board of India (Prohibition of Insider Trading) Regulations, 2015;
  - (c) The Securities and Exchange Board of India (Issue of Capital and Disclosure Requirements) Regulations, 2018 (**Not applicable to the Company during the Audit Period**);
  - (d) The Securities and Exchange Board of India (Share Based Employee Benefits and Sweat Equity)) Regulations, 2021 (**Not applicable to the Company during the Audit Period**);
  - (e) The Securities and Exchange Board of India (Issue and Listing of Non Convertible Securities) Regulations, 2021 (**Not applicable to the Company during the Audit Period**);
  - (f) The Securities and Exchange Board of India (Registrars to an Issue and Share Transfer Agents) Regulations, 1993 regarding the Companies Act and dealing with the client (**Not applicable to the Company during the Audit Period**);
  - (g) The Securities and Exchange Board of India (Delisting of Equity Shares) Regulations, 2009 (**Not applicable to the Company during the Audit Period**);
  - (h) The Securities and Exchange Board of India (Buyback of Securities) Regulations, 1998 (**Not applicable to the Company during the Audit Period**);
  - (i) The Securities and Exchange Board of India (Listing Obligations and Disclosure Requirements) Regulations, 2015 ("SEBI Listing Regulations").

We further report that, having regard to the compliance system prevailing in the Company and as certified by the management and on examination of the relevant documents and records in pursuance thereof, on text check basis there are no specific laws applicable to the company.

We have also examined compliance with the applicable clauses of the following:

- I. Secretarial Standards issued by the Institute of Company Secretaries of India (as amended from time to time);
- II. The Listing Agreement as entered into by the Company with Stock Exchange(s).

During the Audit Period the Company has complied with the provisions of the Act, Rules, Regulations, Guidelines, Standards, etc.

We further report that:

The Board of Directors of the Company is duly constituted with proper balance of Executive Directors, Non-Executive Directors, Independent Directors and Women Director. The changes in the composition of the Board of Directors that took place during the period under review were carried out in compliance with the provisions of the Act.

Adequate notice was given to all Directors to schedule the Board Meetings, agenda and detailed notes on agenda were sent at least seven days in advance, and a system exists for seeking and obtaining further information and clarifications on the agenda items before the meeting and for meaningful participation at the meeting.

All decisions at the Board Meetings and Committee Meetings have been carried out without dissent, as recorded in the minutes of the meetings of the Board or Committee of the Board, as the case may be.

We further report that, there exist systems and processes in the Company commensurate with the size and operations of the Company to monitor and ensure compliance with applicable laws, rules, regulations and guidelines.

We further report that, during the audit period:

- (i) No instances of issue of public/right/Preferential Issue of shares / sweat equity, debentures etc;
- (ii) No instances of Redemption / Buyback of securities;
- (iii) No instances of Merger / amalgamation / reconstruction, etc; and
- (iv) No Foreign technical collaborations.

**For ADESH TANDON & ASSOCIATES**  
**Company Secretaries**

**UDIN: F002253F000889282**

**(Adesh Tandon)**

Date: August 09, 2024

Proprietor

Place: Kanpur

FCS No. 2253

C.P. No. 1121

**Note:** This Report is to be read with our letter of even date which is annexed as **Annexure-A** and forms an integral part of this report



**'ANNEXURE A'**

To,  
The Members

**Kanpur Plastipack Limited**

Our report of even date is to be read along with this letter:

1. Maintenance of secretarial record is the responsibility of the management of the Company. Our responsibility is to express an opinion on these secretarial records based on our audit.
2. We have followed the audit practices and process as were appropriate to obtain reasonable assurance about the correctness of the contents of the secretarial records. The verification was done on test basis to ensure that correct facts are reflected in secretarial records. We believe that the process and practices, we followed provide a reasonable basis for our opinion.
3. We have not verified the correctness and appropriateness of financial records and Books of Accounts of the Company.
4. Wherever required, we have obtained the Management Representation about the Compliance of laws, rules and regulations and happening of events etc.
5. The Compliance of the provisions of Corporate and other applicable laws, rules, regulations, standards is the responsibility of management. Our examination was limited to the verification of procedure on test basis.
6. The Secretarial Audit report is neither an assurance as to the future viability of the Company nor of the efficacy or effectiveness with which the management has conducted the affairs of the Company.

**For ADESH TANDON & ASSOCIATES**  
**Company Secretaries**

**(ADESH TANDON)**

Proprietor

FCS No. 2253

C. P. No. 1121

**Date:** August 09, 2024

**Place:** Kanpur

# Annexure- 'E' to the Directors' Report

## REMUNERATION POLICY

In determining the remuneration policy, the Nomination and Remuneration Committee ensures that a competitive remuneration package for Board-level executives, KMPs and Senior Management personnel commensurate to their performance is maintained and benchmarked with the trend in the Industry.

The terms of reference, objectives and key elements of the policy produced below is in line with the provisions of Section 178(4) of the Companies Act, 2013, which requires that the policy be formulated in a manner such that it ensures that the level and composition of remuneration is reasonable and sufficient to attract, retain and motivate directors of the quality required to run the Company successfully and also that relationship of remuneration to performance is clear and meets appropriate performance benchmarks.

### BASIS OF FORMULATION

The Company while deciding the remuneration package of the senior management members takes into consideration the following items:

- a. Educational/Technical skills, knowledge of industry
- b. Employment scenario
- c. Remuneration package in similar industry and
- d. Remuneration package of the managerial talent in other industries.

#### 1. Remuneration to the Members of the Board of Directors

##### I. Remuneration payable to Executive Directors

The Company shall pay remuneration to its executive directors either by way of a monthly payment or at a specified percentage of the net profits of the Company or partly by one way and partly by the other. The elements of the remuneration package of the Executive Director comprises of salary, perquisites & allowances comprising of Company maintained accommodation or house rent allowance, leave travel allowance and other perquisites and allowances including Company's contribution to provident fund, gratuity and leave encashment facilities in accordance with rules of the Company and as may be mutually agreed with the Director concerned.

Annual increments, if any, shall be effective 1st January each year or the date as may be fixed by the Board of Directors from time to time.

The Commission, if any, shall be payable annually after the Financial Statements have been adopted by the Shareholders.

The remuneration or any change therein is first recommended by the Nomination and Remuneration Committee and then approved by the Board of Directors and thereafter will be placed before the Shareholders for their approval.

##### II. Remuneration payable to Non-Executive and Independent Directors

The sitting fee payable to the Non Executive Directors of the Company for attending the meetings of the Board of Directors and Committees thereof shall be at the rates as may be decided by the Board of Directors from time to time and will be within the maximum limits as prescribed in the Companies Act, 2013.

The Board of Directors may also fix any remuneration or profit linked commission or performance incentives payable monthly or yearly or any other honorarium or benefit to the Independent Directors as per the procedure and within the limits as may be prescribed by the Companies Act, 2013, from time to time, and shall be subject to the confirmation from the Shareholders of the Company from time to time.

The Company shall not have any pecuniary relationship or transaction with its non-executive Directors other than payment of sitting fees, reimbursement of expenses and other remuneration, if any, payable to them.

##### III. Remuneration payable to Chairman / Chairman Emeritus

Remuneration payable to the Chairman / Chairman Emeritus as may be appointed by the Company, from time to time, shall be subject to the approval of the shareholders of the Company and will be within the limits laid down under Section 197 read with Section 198 read with Schedule V of the Companies Act, 2013

**The total managerial remuneration payable to all the Directors of the Company shall not exceed the maximum limits as prescribed under Section 197 read with Schedule V of the Companies Act, 2013, subject to the approvals as may be required from time to time.**

##### 2. Remuneration payable to other KMPs and Senior Management personnel

As may be decided by the management in accordance with the policy of the Company.

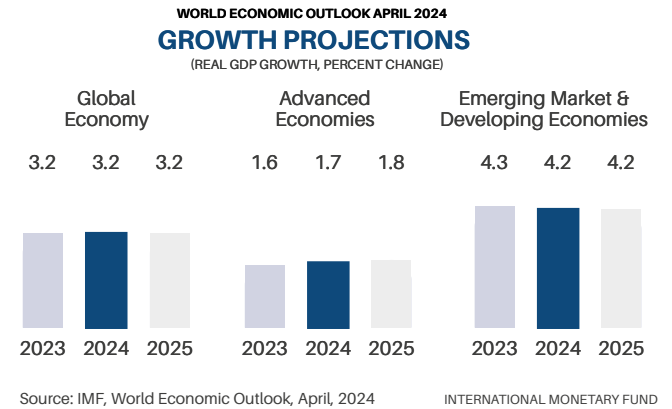
# Management Discussion & Analysis

## Global Economic Overview

In CY 2023, the global economy demonstrated remarkable resilience. The GDP grew by 3.2%<sup>1</sup> despite persistent disequilibrium, due to negative geopolitical landscapes. This has resulted in global energy and food crisis along with fluctuations in commodity prices, increasing inflationary pressures across both advanced and emerging markets. Central banks implemented calibrated interest rate hikes to curb inflation but it hurt economic activity to some extent. However, the global economy defied predictions and averted a recession as inflation slowly declined as the year progressed.

Strong consumer spending and increased government expenditure supported by the recovery in international trade benefited the US economy, enabling it to grow by 2.5%<sup>2</sup>. However, economic progress in the European Union (EU) remains uneven despite consistent efforts. Internal policies and external risks caused due to the geopolitical turmoil resulted in a modest growth of 0.8% in the EU and 0.9% in the Euro area. A recovery in private consumption and public investments helped EU to avoid recession<sup>3</sup>.

China's economy grew at approximately 5.2%<sup>4</sup>, reflecting a sluggish recovery from ongoing real-estate property sector issues and subdued consumer confidence, alongside structural challenges such as high debt levels and demographic shifts. Meanwhile, other emerging markets such as India, Vietnam and Mexico recorded a positive growth trajectory with capital inflow from foreign investments, benefiting from their diverse economic strategies and resilience.

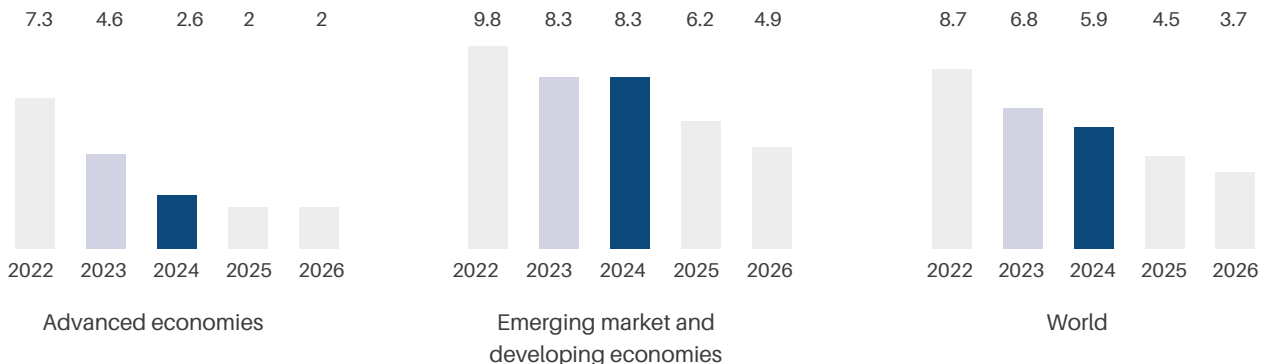


## Outlook

The global economy is expected to maintain a steady growth rate of approximately 3.2% in CY 2024. While the growth rate falls below historical standards, inflation is projected to decrease from an annual average of 6.8% in 2023 to 5.9% in 2024 to 4.5% in 2025<sup>5</sup>.

The outlook indicates a potential soft-landing scenario for the economy without inducing a financial instability. However, several challenges lie ahead. The global economy continues to face challenges with shifting patterns of trade and cross-border investment. On the other hand, major central banks are poised to ease monetary policy gradually.

## Inflation rate, average consumer prices (Annual % change)



Source: IMF, World Economic Outlook, April, 2024

<sup>1</sup>World Economic Outlook, April 2024: Steady but Slow: Resilience amid Divergence (imf.org)

<sup>2</sup>World Economic Outlook, April 2024: Steady but Slow: Resilience amid Divergence (imf.org)

<sup>3</sup>[https://economy-finance.ec.europa.eu/economic-forecast-and-surveys/economic-forecasts/spring-2023-economic-forecast-improved-outlook-amid-persistent-challenges\\_en](https://economy-finance.ec.europa.eu/economic-forecast-and-surveys/economic-forecasts/spring-2023-economic-forecast-improved-outlook-amid-persistent-challenges_en)

<sup>4</sup>World Economic Outlook, April 2024: Steady but Slow: Resilience amid Divergence (imf.org)

<sup>5</sup>World Economic Outlook, April 2024: Steady but Slow: Resilience amid Divergence (imf.org)

## Indian Economic Overview

In FY 2023-24, India achieved a remarkable growth rate of 7.6%, surpassing the growth rate of 7% in FY 2022-23<sup>6</sup>. Despite global headwinds, India’s growth has been the highest among major advanced and emerging market economies. This robust growth can be attributed to effective fiscal management with the government focusing on fiscal consolidation supported by strong tax collections.

At the core of this strategy was a significant increase in capital expenditure, rising to 12.7 lakh crore in FY24 from 10.5 lakh crore in FY23<sup>7</sup>. The continued focus on significant public capital spending not only attracted private investment and augmented overall demand but it also benefited the economy as it increased private consumption. The growth momentum was further bolstered by the services and industrial sectors.

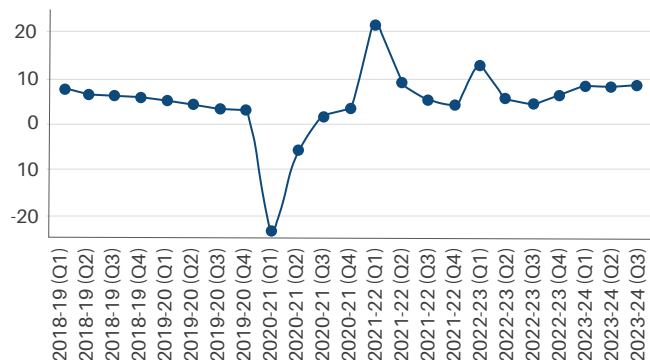
India’s strategic prioritisation of increasing public capital expenditure while maintaining fiscal discipline positions the country for sustainable long-term growth.

### Outlook

The outlook for the Indian economy in the financial year 2024-25 remains optimistic. The Indian economy is expected to maintain steady growth with a projected GDP of over 7%<sup>8</sup>.

It is expected that infrastructure investments are likely to drive economic expansion. Despite the global challenges, India is well-positioned to maintain steady momentum owing to solid fiscal strategies and continuous policy improvements. India’s young and growing workforce, combined with inclusive development in smaller cities, is expected to bolster economic growth. This is expected to increase demand for transportation, food, housing and infrastructure, supporting sustainability in the long term.

### Quarter-wise Real GDP Growth Rates (%) for FY 2018-19 to FY 2023-24 (Q3) (Constant Prices) (Base 2011-12)



Source: MoSPI, India - <https://www.mospi.gov.in/dataviz-quarterly-gdp-growth-rates>

<sup>6</sup><https://pib.gov.in/PressReleasePage.aspx?PRID=2010223>

<sup>7</sup>[https://www.indiabudget.gov.in/doc/Budget\\_at\\_Glance/budget\\_at\\_a\\_glance.pdf](https://www.indiabudget.gov.in/doc/Budget_at_Glance/budget_at_a_glance.pdf)

<sup>8</sup><https://timesofindia.indiatimes.com/business/india-business/rbi-mpc-policy-meeting-april-5-2024-live-updates-shaktikanta-das-repo-rate-monetary-policy-committee-meet-latest-update/liveblog/109049706.cms>

<sup>9</sup><https://www.grandviewresearch.com/industry-analysis/plastic-packaging-market>

<sup>10</sup><https://www.mordorintelligence.com/industry-reports/india-plastic-packaging-market>

## Industry Overview

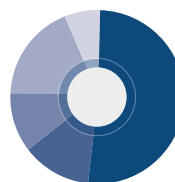
### The plastic packaging industry

#### Global Market

Valued at USD 384.35 billion in 2023, the global plastic packaging industry is a complex and multifaceted sector with significant market value and a growth trajectory influenced by the expansions of key end-use industries. The industry is projected to grow at a CAGR of 3.5% from 2024 to 2030<sup>9</sup>. These plastics resist degradation and exhibit high mechanical properties under extreme environmental conditions, even when exposed to high-temperature fluctuations. Armoured with these versatile properties and applications, the industry is poised for growth in the forthcoming years owing to the expansion of key industries such as food and beverage, personal and household care, pharmaceuticals and the increasing adoption of e-commerce globally. With the increasing need for recyclable, biodegradable plastics and smart packaging, the industry is characterised by a moderate degree of innovation.

#### Global Plastic Packaging Market

Share, by Application, 2023 (%)



- Food & Beverages
- Industrial Packaging
- Pharmaceuticals
- Personal & Household Care
- Others

Source: <https://www.grandviewresearch.com/industry-analysis/plastic-packaging-market>

GRAND VIEW RESEARCH

\$384.3B

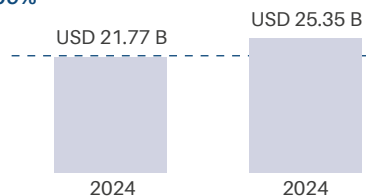
Global Market Size, 2023

Source: [www.grandviewresearch.com](https://www.grandviewresearch.com)

### Indian Market

India has solidified its position in the global plastic packaging industry by a substantial increase in production capacity, surging domestic consumption, and a significant rise in export activities. The market size of India's plastic packaging industry is expected to grow from USD 21.77 billion in 2024 to USD 25.35 billion by 2029, reflecting a CAGR of 3.09%<sup>10</sup>.

#### India Plastic Packaging Market Market Size in USD Billion CAGR 3.09%



Source: Mordor Intelligence

India is a hub for innovation in plastic packaging with major industry players diversifying their product portfolio, expanding their operations and adopting sustainable practices. Overall, India's robust industrialisation coupled with its commitment to sustainability and technological advancement have significantly contributed to its position in the global market.

### Company Overview

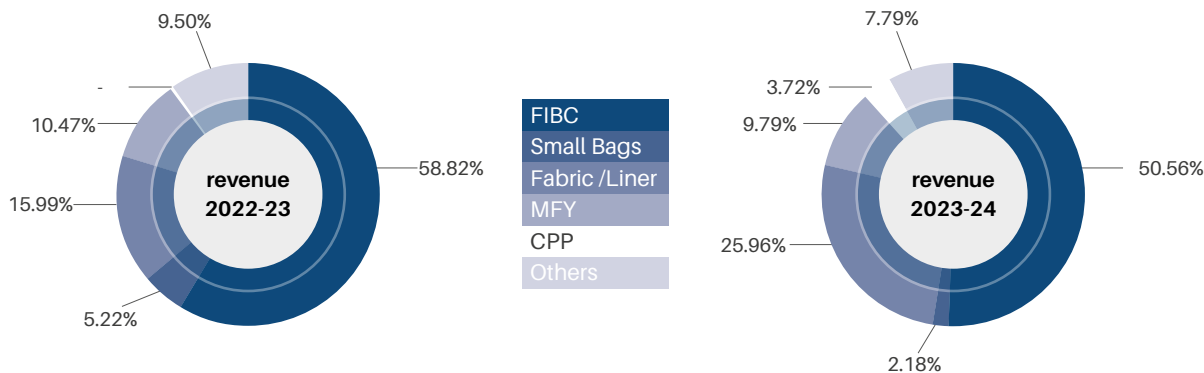
Established in 1971, Kanpur Plastipack Limited (KPL) is a leading manufacturer and supplier in the industrial packaging sector. The Company offers a diverse range of industrial packaging solutions, including Flexible Intermediate Bulk Containers

(FIBCs), PP Multi-Filament Yarn, UV Masterbatches, Fabrics and recently, Cast Polypropylene (CPP) Films. With an industry expertise of over 5 decades, KPL's products cater to a diversified clientele base, spanning key industries such as agriculture, chemicals, food processing, pharmaceuticals and construction.

With an experience of over five decades in the Industry having state-of-the-art manufacturing facilities equipped with advanced technology and supported by a skilled workforce, your Company has grown to be an institution that supplies and exports millions of bags to over 60 countries across the globe. We have an exceptional track record of customer satisfaction. Kanpur Plastipack retains an A+ level of BRCGS Packaging accreditation.

### Segment-wise performance

Products	2022-23			2023-24		
	Quantity (MT)	Amount (₹ in Lakhs)	(%) of total revenue	Quantity (MT)	Amount (₹ in Lakhs)	(%) of total revenue
FIBC	13,285	28,308	58.82%	13,546	25,487	50.56%
Small Bags	1,659	2,510	5.22%	884	1,099	2.18%
Fabric /Liner	4,307	7,695	15.99%	10,213	13,088	25.96%
MFY	3,385	5,038	10.47%	3,777	4,936	9.79%
CPP	-	-	-	1,601	1,877	3.72%
Others	1,974	4573	9.50%	1,660	3,923	7.79%
<b>Total</b>	<b>24,610</b>	<b>48,124</b>	<b>100.00%</b>	<b>31,681</b>	<b>50,410</b>	<b>100.00%</b>



#### FIBC and fabrics

The Company generates nearly 80% of its revenue from the FIBC division. With top-notch facilities and robust capabilities, KPL is a leading global supplier of FIBCs. The Company anticipates substantial growth in demand in the future. KPL is expanding its market share in India and abroad by focusing on geographical diversity and foraying into new markets. KPL's certified food-grade facility manufactures premium-quality food-grade FIBCs. The Company adheres to strict procedures to ensure safety and hygiene.

#### Multifilament yarn (MFY)

The demand for polypropylene multifilament yarn (MFY) is rapidly increasing in the textile industry due to its cost-effectiveness and

strength-enhancing properties. This segment contributes about 10% of the Company's revenues. The expanding applications of polypropylene yarn in the construction and apparel industries are expected to drive further demand and create opportunities for the sector. The market for this product has been consistently growing.

#### Cast Polypropylene Film (CPP)

The year witnessed the diversification and establishment of new vertical of the Company in the form of Cast Polypropylene Film (CPP). The production of CPP was started w.e.f. September, 2023 and has contributed around 4% of the total revenues of the Company. During the year due to over capacity in the CPP market the performance in the CPP division was sluggish leading

to lower than expected realization and underutilization of the capacity. As initial marketing penetration activity has helped, now the trends in CPP too have seen a rise in selling price and higher demands. We are on track to mitigate all these teething troubles with our focus on improving our operational efficiency, developing long term relationships with our stakeholders and maintaining high quality of our products.

### Trading of plastic granules

Company has been operating as Dealer Operated Polymer Warehouse (DOPW) of Indian Oil Corporation Limited for their Polymer division. The Dealer Operated Polymer Warehouse activity of Indian Oil Corporation Limited also showed improved performance. The Company sold 26852 MT in the current year as against 22302 MT in the previous year showing an increase/decrease of about 20 % over the previous year. Further, the

company also opened an additional warehouse in Bareilly in May, 2024 to cater the requirements of nearby regions. This will contribute further to the bottom line from the current financial year.

### Solar Energy

Your Company is committed towards the environment. We were the first in the region to install roof top solar power generating system in the year 2014. During the year 2023-24 your company sourced more than 45% power needs through solar power.

We are also going to enhance the use of solar power to reduce our dependency on the conventional electricity and thereby adopting the renewable sources. It is proposed to meet 60% of our total power consumption from solar energy in the years to come.

## Financial overview

Particulars	FY 2022-23	FY 2023-24
Net Worth	18,051	18006
Total Income	48,125	50411
Profit Before Tax	265	103
Net Profit	414	36
EBITDA	1,712	2235
Gross block	27,862	27538
Debtors Turnover Ratio	8.61	7.96
Inventory Turnover Ratio	4.77	5.50
Interest Coverage Ratio	1.83	1.18
Current Ratio	1.21	1.16
Debt Equity Ratio	0.49	0.59
Operating margin Ratio	0.55	0.20
Net profit margin Ratio	0.85	0.21
EBITDA %	3.56%	4.43%
EPS	1.93	0.17

### Future prospects

In a major step forward for its diversification strategy, KPL successfully commissioned Cast Polypropylene Film (CPP) line in Q2-2023-24. This new facility strengthens the Company's capability to meet diverse industrial bulk packaging requirements and guarantees promising growth opportunities ahead.

We are focused on exploring new markets to reduce our dependency on any single region. Your company is fully

equipped with high standard manufacturing facilities, legacy of more than 5 decades, effective capacities to meet the diverse industrial bulk packaging requirements. KPL's integration of AI and digitalisation has streamlined operations and optimised cost efficiency, sustainability and enables the Company to maintain a competitive edge.

The focus of the Company on renewal energy will further help to drive the cost efficiency and sustainability across operations.

## Opportunities and challenges



### Opportunities

- Revival of economic growth across the world would improve the performance
- With diversification, we are seizing opportunities in India's growing domestic market across various industries
- Investing in automation, AI and process improvement technologies to enhance efficiency and foster innovation
- Exploring sustainable packaging solutions to enhance brand appeal among eco-conscious consumers and adherence to regulatory compliances
- Expanding consumer base across industries and regions to build resilience against market fluctuations
- Penetration to the new markets will further expand the scope of development
- Fortifying India's position in the global market



### Challenges

- Volatile raw material and freight cost
- Global supply chain disruptions can affect business operations, increasing transportation time and cost
- Consistently evolving regulatory standards and environmental regulations can disrupt the business and the overall industry
- Increasing geopolitical turmoil can disrupt trade among countries
- Increasing competition

## Internal control systems and their adequacy

The Company has a requisite system of internal controls which are regularly evaluated, tested & revisited by the Management and the Internal Auditors. Further, the report of the Internal Auditors is reviewed by the Top Management and the Audit Committee on a quarterly basis. A Code of Conduct framework and Whistle-Blower mechanism are also in place, overseen by a dedicated committee.

## Risk management

The Company employs proactive risk assessment to safeguard the interests of its stakeholders and ensure operational resilience. The Company's risk management strategy addresses varied risks, including economic, political, legal, environmental, operational and currency fluctuation risks. Led by the executive management team, the risk management programme fosters organisational agility and accountability. The risk management strategy of the Company includes every employee to identify potential risks, while the leadership will employ proper mitigation strategies. The Board of Directors conduct regular reviews to ensure consistent monitoring of key risks and the effectiveness of mitigation measures. The Company remains steadfast in optimising its risk management framework to bolster the growth of the Company and its adaptability to the evolving business landscape.

## Human resource development

KPL believes and considers Human Resources as a vital asset for driving the Company to new heights of success. The Company has introduced initiatives to enhance their skill sets and motivate its workforce to achieve organisational goals. The comprehensive training programmes empower the employees to reach their full potential. The KRA of every employee is linked with the development and growth of the Company.

KPL has also implemented various learning and development initiatives to ensure the employees remain abreast with the latest digital skills. Communication training and leadership sessions are conducted to nurture future leaders and foster innovation. The Company also acknowledges and celebrates employee achievements through events like KPL Utsav that boost morale and strengthen connections across the organisation. As of 31st March, 2024, KPL has a talented workforce of 1258 employees.

## Disclaimer

Statements in the Management Discussion and Analysis that describe the Company's objectives, projections, estimates and expectations may be considered 'forward-looking statements' under securities law. Actual results may differ from those expressed or implied. Factors such as economic conditions, price conditions in domestic and overseas markets, competition, government regulations, tax laws and other factors could significantly impact results.

# Independent Auditors' Report

To  
The Members Of  
**Kanpur Plastipack Limited**

## REPORT ON THE AUDIT OF THE STANDALONE FINANCIAL STATEMENTS

### OPINION

We have audited the standalone financial statements of Kanpur Plastipack Limited ("the Company"), which comprise the Standalone Balance Sheet as at 31 March 2024, the Standalone Statement of Profit and Loss (including other comprehensive income), Standalone Statement of Changes in Equity and Standalone Statement of Cash Flows for the year then ended, and notes to the standalone financial statements, including material accounting policies and other explanatory information (hereinafter referred to as "the standalone financial statements").

In our opinion and to the best of our information and according to the explanations given to us, the aforesaid standalone financial statements give the information required by the Companies Act, 2013 ("the Act") in the manner so required and give a true and fair view in conformity with the Indian Accounting Standards prescribed under section 133 of the Act read with the Companies (Indian Accounting Standards) Rules, 2015, as amended, ("Ind AS") and other accounting principles generally accepted in India, of the state of affairs of the Company as at 31 March 2024, and profit and other comprehensive income, changes in equity and its cash flows for the year ended on that date.

### BASIS FOR OPINION

We conducted our audit in accordance with the Standards on Auditing (SAs) specified under Section 143(10) of the Act. Our responsibilities under those SAs are further described in 'Auditor's Responsibilities for the Audit of the Standalone Financial Statements' section of our report.

We are independent of the Company in accordance with the Code of Ethics issued by the Institute of Chartered Accountants of India together with the ethical requirements that are relevant to our audit of the standalone financial statements under the provisions of the Act and the Rules thereunder, and we have fulfilled our other ethical responsibilities in accordance with these requirements and the Code of Ethics. We believe that the audit evidence we have obtained is sufficient and appropriate to provide a basis for our opinion.

### KEY AUDIT MATTERS

Key audit matters ('KAM') are those matters that, in our professional judgment, were of most significance in our audit of the standalone financial statements of the current period. These matters were addressed in the context of our audit of the standalone financial statements as a whole, and in forming our opinion thereon, and we do not provide a separate opinion on these matters.

#### 1. Treatment of Investment Subsidy received by the Company:

The Company received Subsidy amounting to ₹589.38 Lakhs during the year from the Government, in respect of the investment made by the company in setting up of manufacturing unit at Gajner Road, Kanpur. Since the Unit had started commercial production in earlier years, and the subsidy was in respect of the capital expenditure as well as interest costs incurred by the company, and in view of the alternative accounting approaches prescribed under Ind-AS-20 -Government Grants, the treatment, presentation and disclosure of the Subsidy was identified as a key audit matter and required a higher extent of audit effort.

#### How our audit addressed the key audit matter

For the matter referred to above, our procedures included, among others, verification of the Subsidy Scheme document, identification/verification of the components and calculation of the Subsidy amount and its appropriate accounting/classification in the Books of account and financial statements respectively in view of the laid down accounting and measurement principles.

### OTHER INFORMATION

The Company's Management and Board of Directors are responsible for the other information. The other information comprises the information included in the Company's annual report, but does not include the financial statements and auditor's report(s) thereon. The Company's annual report is expected to be made available to us after the date of this auditor's report.

Our opinion on the standalone financial statements does not cover the other information and we will not express any form of assurance conclusion thereon.

In connection with our audit of the standalone financial statements, our responsibility is to read the other information identified above when it becomes available and, in doing so, consider whether the other information is materially inconsistent with the standalone financial statements or our knowledge obtained in the audit, or otherwise appears to be materially misstated.



## MANAGEMENT'S AND BOARD OF DIRECTOR'S RESPONSIBILITIES FOR THE STANDALONE FINANCIAL STATEMENTS

The Company's Management and Board of Directors is responsible for the matters stated in section 134(5) of the Act with respect to the preparation of these standalone financial statements that give a true and fair view of the financial position, financial performance, including other comprehensive income, changes in equity and cash flows of the Company in accordance with the Indian Accounting Standards (Ind AS) specified under Section 133 of the Act and other accounting principles generally accepted in India. This responsibility also includes maintenance of adequate accounting records in accordance with the provisions of the Act for safeguarding the assets of the Company and for preventing and detecting frauds and other irregularities; selection and application of appropriate accounting policies; making judgments and estimates that are reasonable and prudent; and design, implementation and maintenance of adequate internal financial controls, that were operating effectively for ensuring the accuracy and completeness of the accounting records, relevant to the preparation and presentation of the standalone financial statements that give a true and fair view and are free from material misstatement, whether due to fraud or error.

In preparing the standalone financial statements, management and Board of Directors are responsible for assessing the Company's ability to continue as a going concern, disclosing, as applicable, matters related to going concern and using the going concern basis of accounting unless the Board of Directors either intends to liquidate the Company or to cease operations, or has no realistic alternative but to do so.

The Board of Directors is also responsible for overseeing the Company's financial reporting process.

## AUDITOR'S RESPONSIBILITIES FOR THE AUDIT OF THE STANDALONE FINANCIAL STATEMENTS

Our objectives are to obtain reasonable assurance about whether the standalone financial statements as a whole are free from material misstatement, whether due to fraud or error, and to issue an auditor's report that includes our opinion. Reasonable assurance is a high level of assurance, but is not a guarantee that an audit conducted in accordance with SAs will always detect a material misstatement when it exists. Misstatements can arise from fraud or error and are considered material if, individually or in the aggregate, they could reasonably be expected to influence the economic decisions of users taken on the basis of these standalone financial statements.

As part of an audit in accordance with SAs, we exercise professional judgment and maintain professional skepticism throughout the audit. We also:

- Identify and assess the risks of material misstatement of the standalone financial statements, whether due to fraud or error, design and perform audit procedures responsive to those risks, and obtain audit evidence that is sufficient and appropriate to provide a basis for our opinion. The risk of not detecting a material misstatement resulting from fraud is higher than for one resulting from error, as fraud may involve collusion, forgery, intentional omissions, misrepresentations, or the override of internal control.
- Obtain an understanding of internal control relevant to the audit in order to design audit procedures that are appropriate in the circumstances. Under Section 143(3)(i) of the Act, we are also responsible for expressing our opinion on whether the company has adequate internal financial controls with reference to standalone financial statements in place and the operating effectiveness of such controls.
- Evaluate the appropriateness of accounting policies used and the reasonableness of accounting estimates and related disclosures made by management.
- Conclude on the appropriateness of management and Board of Director's use of the going concern basis of accounting and, based on the audit evidence obtained, whether a material uncertainty exists related to events or conditions that may cast significant doubt on the Company's ability to continue as a going concern. If we conclude that a material uncertainty exists, we are required to draw attention in our auditor's report to the related disclosures in the standalone financial statements or, if such disclosures are inadequate, to modify our opinion. Our conclusions are based on the audit evidence obtained up to the date of our auditors' report. However, future events or conditions may cause the Company to cease to continue as a going concern.
- Evaluate the overall presentation, structure and content of the standalone financial statements, including the disclosures, and whether the standalone financial statements represent the underlying transactions and events in a manner that achieves fair presentation.

We communicate with those charged with governance regarding, among other matters, the planned scope and timing of the audit and significant audit findings, including any significant deficiencies in internal control that we identify during our audit.

We also provide those charged with governance with a statement that we have complied with relevant ethical requirements regarding independence, and to communicate with them all relationships and other matters that may reasonably be thought to bear on our independence, and where applicable, related safeguards.

From the matters communicated with those charged with governance, we determine those matters that were of most significance in the audit of the standalone financial statements of the current period and are therefore the key audit matters. We describe these matters in our auditors' report unless law or regulation precludes public disclosure about the matter or when, in extremely rare circumstances, we determine that a matter should not be communicated in our report because the adverse consequences of doing so would reasonably be expected to outweigh the public interest benefits of such communication.

## REPORT ON OTHER LEGAL AND REGULATORY REQUIREMENTS

- (A) As required by the Companies (Auditors' Report) Order, 2020 ("the Order") issued by the Central Government of India in terms of Section 143(11) of the Act, we give in "**Annexure A**"; a statement on the matters specified in paragraphs 3 and 4 of the Order, to the extent applicable.
- (B) As required by Section 143(3) of the Act, based on or audit, we report that:
- a) We have sought and obtained all the information and explanations which to the best of our knowledge and belief were necessary for the purposes of our audit.
  - b) In our opinion, proper books of account as required by law have been kept by the Company so far as it appears from our examination of those books.
  - c) The standalone balance sheet, the standalone statement of profit and loss (including other comprehensive income), the standalone statement of changes in equity and the standalone statement of cash flows dealt with by this Report are in agreement with the books of account.
  - d) In our opinion, the aforesaid standalone financial statements comply with the Ind AS specified under Section 133 of the Act.
  - e) On the basis of the written representations received from the directors as on 31<sup>st</sup> March 2024 taken on record by the Board of Directors, none of the directors is disqualified as on 31<sup>st</sup> March 2024 from being appointed as a director in terms of Section 164(2) of the Act.
  - f) The Proviso to Rule 3(1) of the Companies (Accounts) Rules, 2014 for maintaining books of account using accounting software which has a feature of recording audit trail (edit log) facility is applicable to the Company w.e.f. April 1, 2023, and accordingly, we report that:

Based on our examination which included test checks, the company has used an accounting software for maintaining its books of account which has a feature of recording audit trail (edit log) facility and the same has operated throughout the year for all relevant transactions recorded in the software. Further, during the course of our audit we did not come across any instance of audit trail feature being tampered with.

- g) With respect to the adequacy of the internal financial controls with reference to financial statements of the Company and the operating effectiveness of such controls, refer to our separate Report in "**Annexure B**". Our report expresses an unmodified opinion on the adequacy and operating effectiveness of the Company's internal financial controls with reference to financial statements.

With respect to the other matters to be included in the Auditors' Report in accordance with Rule 11 of the Companies (Audit and Auditors) Rules, 2014, in

- (C) our opinion and to the best of our information and according to the explanations given to us:
  - i. The Company has disclosed the impact of pending litigations as at 31 March 2023 on its financial position in its standalone financial statements. Refer liabilities disclosed in the balance sheet along with Note 33 to the standalone financial statements.
  - ii. The Company did not have any long-term contracts including derivative contracts for which there were any material foreseeable losses.
  - iii. There has been no delay in transferring amounts, required to be transferred, to the Investor Education and Protection Fund by the Company.
  - iv. (a) The Management has represented that, to the best of its knowledge and belief, no funds (which are material either individually or in the aggregate) have been advanced or loaned or invested (either from borrowed funds or share premium or any other sources or kind of funds) by the Company to or in any other person or entity, including foreign entity ("Intermediaries"), with the understanding, whether recorded in writing or otherwise, that the Intermediary shall, whether, directly or indirectly lend or invest in other persons or entities identified in any manner whatsoever by or on behalf of the Company ("Ultimate Beneficiaries") or provide any guarantee, security or the like on behalf of the Ultimate Beneficiaries;

- (b) The Management has represented, that, to the best of its knowledge and belief, no funds (which are material either individually or in the aggregate) have been received by the Company from any person or entity, including foreign entity ("Funding Parties"), with the understanding, whether recorded in writing or otherwise, that the Company shall, whether, directly or indirectly, lend or invest in other persons or entities identified in any manner whatsoever by or on behalf of the Funding Party ("Ultimate Beneficiaries") or provide any guarantee, security or the like on behalf of the Ultimate Beneficiaries;
- (c) Based on the audit procedures that have been considered reasonable and appropriate in the circumstances, nothing has come to our notice that has caused us to believe that the representations under sub-clause (i) and (ii) of Rule 11(e), as provided under (a) and (b) above, contain any material misstatement.
- v. The final dividend proposed in the previous year, declared and paid by the Company during the year is in accordance with Section 123 of the Act, as applicable.
- As stated in note 30 to the financial statements, the Board of Directors of the Company have not proposed any final dividend for the year.
- (D) With respect to the matter to be included in the Auditors' Report under section 197(16):
- In our opinion and according to the information and explanations given to us, the remuneration paid by the Company to its directors during the year is in accordance with the provisions of Section 197 read with Schedule V of the Act. The Ministry of Corporate Affairs has not prescribed other details under Section 197(16) which are required to be commented upon by us.

For **RAJIV MEHROTRA & ASSOCIATES**  
 CHARTERED ACCOUNTANTS  
 FIRM REG.NO.002253C

**ANJANI KHETERPAL**  
 (PARTNER)

M.No.401701

Kanpur, 28<sup>th</sup> May 2024

UDIN-24401701BKFQLZ6152

# Annexure "A"

## To the Independent Auditors' Report

(Referred to in Para 1 under 'Report on Other legal and Regulatory Requirements' section of our report of even date)

**Re: Kanpur Plastipack Limited**, we report that:

- (i) a. (A) The company is maintaining proper records showing full particulars including quantitative details and situation of Property, Plant and Equipment.
- (B) The company is maintaining proper records showing full particulars of intangible assets.
- b. The company has a regular programme for physical verification of all items of property, plant and equipment over a period of three years, which, in our opinion is reasonable considering the number, nature and spread of the assets. In accordance with this programme, certain items of property, plant and equipment were verified during the year and no material discrepancies were noticed on such verification.
- c. According to the information and explanations given to us and the records examined by us and certified copies of the registered sale deeds/transfer deeds etc. evidencing title in immovable properties which are freehold, we report that the immovable properties capitalized in the books of account of the company are held in its name.
- d. The company has not revalued any of its property, plant and equipment (including right-to-use assets) and intangible assets during the year.
- e. According to the information and explanations given to us, no proceedings have been initiated during the year or are pending against the company as at March 31<sup>st</sup> 2024 for holding any benami property under the Benami Transactions (Prohibition) Act, 1988 (45 of 1988) and the Rules made thereunder.
- (ii) a. According to the information and explanations given to us, the company's management has conducted physical verification of inventory (except for goods-in-transit), at reasonable intervals at all the factory premises and accompanying warehouses of the company. In our opinion, the coverage and procedures of such verification by the management are appropriate having regard to the size of the Company and the nature of its operations. On the basis of the report of physical stock verification conducted by the Management of the company, we report that no discrepancy of 10% or more were noticed, and the minor discrepancies noticed on such verification were properly dealt with in the books of account.
- b. The company has been sanctioned working capital limits in excess of rupees five crores, in aggregate from banks and financial institutions on the basis of security of current assets. In our opinion and according to the information and explanations given to us, the quarterly returns or statements comprising of details of closing stock of inventory, receivables and payables filed by the Company with such bank are in agreement with the audited books of account of the Company.
- (iii) The Company has made investments in subsidiary companies during the year.
  - (a) The Company has not provided any loans or advances in the nature of loans (except staff loans/advances to employees) or stood guarantee, or provided security to any companies, firms, Limited Liability Partnerships or other entity during the year, and hence reporting under clause 3(iii)(a) parts (A) and (B) of the Order are not applicable.
  - (b) In our opinion, the investments made during the year are, prima facie, not prejudicial to the Company's interest.
  - (c) The Company has not provided any loans or advances (except staff loans/advances to employees) in the nature of loans or stood guarantee, or provided security to any companies, firms, Limited Liability Partnerships or other entity during the year, and hence reporting under clause 3(iii)(c), (d), (e) and (f) of the Order are not applicable.
- (iv) In our opinion and according to the information and explanations given us, the company has complied with the provisions of section 185 and 186 of the Companies Act, 2013 in respect of grant of loans, making investments and providing guarantees and securities.
- (v) In our opinion and according to the information and explanations given to us, the company has not accepted any public deposits and there are no deemed deposits. As per the information and explanations given to us, no order has been passed by the Company Law Board or the National Company Law Tribunal or the Reserve Bank of India or any Court or Tribunal. Hence, reporting under clause (v) of the Order is not applicable.

- (vi) In our opinion and according to the information and explanations given to us, the company is liable for maintenance of cost records u/s 148 of the Companies Act, 2013 and on the basis of a broad review of the books of account maintained by the Company, we are of the opinion that the company is prima facie maintaining such records on a regular basis, as specified under the Companies (Cost Records & Audit) Rules 2014. We have, however, not made a detailed examination of the cost records with a view to determine whether they are accurate or complete.
- (vii) (a) The company is regular in depositing with appropriate authorities undisputed statutory dues such as Goods and Services Tax, employees' state insurance, provident fund, income tax, service tax, sales tax, duty of excise, duty of customs, value added tax, cess and any other statutory dues to the appropriate authorities applicable to it. According to the information and explanations given to us, there are no such undisputed amounts of statutory dues which were in arrears as at 31<sup>st</sup> March 2024 for a period of more than six months from the date they became payable.

- (b) As per the information and explanations given to us and on the basis of the verification of the records of the company, the details of statutory dues which have not been deposited on account of disputes are as under:

Name of the Statute	Nature of dues	Pending Amount ₹ in Lakhs	Period to which amount relates	Forum where dispute is pending	Remarks
Central Sales Tax Act, 1956	Central Sales Tax	0.53	FY 2009-10	Allahabad High Court	The total demand raised was ₹3.52 lakhs. An amount of ₹2.99 lakhs stands deposited under protest.
Central Sales Tax Act, 1956	Central Sales Tax	0.23	FY 2010-11	Jt. Commissioner, Corporate Circle-1, Kanpur	The total demand raised was ₹2.69 lakhs. An amount of ₹2.45 lakhs stands deposited under protest. The matter has been decided in the company's favour and remanded to the Assessing Authority for consideration by the Commissioner (Appeals)
Customs Tariff Act 1975	IGST u/s 3(7) of the Act	5.25	FY 2017-18 and FY 2018-19	Commissioner of Customs (Appeals)	Total demand raised ₹5.25 Lakhs. The company has filed an appeal before the Commissioner of Customs (Appeals) u/s 128(1) of the Customs Act 1962 against the said demand.

- (viii) According to the information and explanations given to us, during the year, the company did not surrender or disclose as income, in the tax assessments under the Income Tax Act, 1961 (43 of 1961); any transactions not recorded in the books of account.
- (ix) (a) In our opinion and according to the information and explanations given to us, the company has not defaulted in repayment of any loans or other borrowings or in the payment of interest thereon to any lender.
- (b) According to the information and explanations given to us, the company has not been declared a wilful defaulter by any bank or financial institution or other lender.
- (c) In our opinion and according to the information and explanations given to us, the company has applied term loans for the purposes for which the same were availed.
- (d) On an overall examination of the financial statements of the Company, funds raised on short-term basis have, prima facie, not been used during the year for long-term purposes by the Company.
- (e) On an overall examination of the financial statements of the Company, the Company has not taken any funds from any entity or person on account of or to meet the obligations of its subsidiaries.
- (f) According to the information and explanations given to us, the company has not raised loans during the year on pledge of securities held in its subsidiaries.
- (x) (a) The Company has not issued any of its securities (including debt instruments) during the year and hence reporting under clause (x)(a) of the Order is not applicable.
- (b) During the year, the Company has not made any preferential allotment or private placement of shares

or convertible debentures (fully or partly or optionally) and hence reporting under clause 3(x)(b) of the Order is not applicable.

- (xi) (a) As per the information and explanation given to us, no fraud by the Company and no material fraud on the Company has been noticed or reported during the year.
- (b) No report under sub-section (12) of section 143 of the Companies Act has been filed in Form ADT-4 as prescribed under rule 13 of Companies (Audit and Auditors) Rules, 2014 with the Central Government, during the year and upto the date of this report.
- (c) As represented to us by the Management, no whistle blower complaints were received by the Company during the year (and upto the date of this report) and hence reporting under clause 3(xi)(c) of the Order is not applicable
- (xii) The Company is not a Nidhi Company and hence reporting under clause (xii) of the Order is not applicable
- (xiii) In our opinion and according to the information and explanations given to us, the company has complied with Sections 177 and Section 188 of the Companies Act, 2013, where applicable, for all transactions with related parties and the details of related party transactions have been disclosed in the financial statements etc. as required by the applicable accounting standards.
- (xiv) (a) In our opinion the Company has an adequate internal audit system commensurate with the size and the nature of its business.
- (b) We have considered, the internal audit reports for the year under audit, issued to the Company during the year and till date.
- (xv) In our opinion during the year the Company has not entered into any non-cash transactions with any of its directors or directors of its holding company, subsidiary company or persons connected with such directors and hence provisions of section 192 of the Companies Act, 2013 are not applicable to the Company.
- (xvi) (a) In our opinion, the Company is not required to be registered under section 45-IA of the Reserve Bank of India Act, 1934. Hence, reporting under clause 3(xvi) (a), (b) and (c) of the Order is not applicable.
- (b) In our opinion, there is no core investment company within the Group (as defined in the Core Investment Companies (Reserve Bank) Directions, 2016) and accordingly reporting under clause 3(xvi)(d) of the Order is not applicable.
- (xvii) The Company has not incurred cash losses during the financial year covered by our audit and the immediately preceding financial year.
- (xviii) There has been no resignation of the statutory auditors of the Company during the year.
- (xix) On the basis of the financial ratios, ageing and expected dates of realisation of financial assets and payment of financial liabilities, other information accompanying the financial statements and our knowledge of the Board of Directors and Management plans and based on our examination of the evidence supporting the assumptions, nothing has come to our attention, which causes us to believe that any material uncertainty exists as on the date of the audit report indicating that Company is not capable of meeting its liabilities existing at the date of balance sheet as and when they fall due within a period of one year from the balance sheet date. We, however, state that this is not an assurance as to the future viability of the Company. We further state that our reporting is based on the facts up to the date of the audit report and we neither give any guarantee nor any assurance that all liabilities falling due within a period of one year from the balance sheet date, will get discharged by the Company as and when they fall due.
- (xx) (a) The Company has fully spent the required amount towards Corporate Social Responsibility (CSR) and there are no unspent CSR amount for the year requiring a transfer to a Fund specified in Schedule VII to the Companies Act or special account in compliance with the provision of sub-section (6) of section 135 of the said Act. Accordingly, reporting under clause (xx) of the Order is not applicable for the year

For **RAJIV MEHROTRA & ASSOCIATES**  
 CHARTERED ACCOUNTANTS  
 FIRM REG.NO.002253C

**ANJANI KHETERPAL**  
 (PARTNER)  
 M.No.401701

Kanpur, 28<sup>th</sup> May 2024

## Annexure “B”

### To the Independent Auditors’ Report

(Referred to in Para 2(f) under ‘Report on Other legal and Regulatory Requirements’ section of our report of even date)

#### REPORT ON THE INTERNAL FINANCIAL CONTROLS UNDER SECTION 143(3)(I) OF THE COMPANIES ACT, 2013 (“THE ACT”)

We have audited the internal financial controls with reference to financial statements of Kanpur Plastipack Limited (“the Company”) as of March 31, 2024 in conjunction with our audit of the standalone financial statements of the Company for the year ended on that date.

#### Opinion

In our opinion, to the best of our information, and according to the explanations given to us, the company has, in all material aspects, an adequate internal financial controls with reference to Financial Statements and such internal financial controls over financial reporting were operating effectively as at March 31<sup>st</sup> 2024, based on the internal control over financial reporting criteria established by the company considering the essential components of internal control stated in Guidance Note of Audit of International Financial Controls Over Financial Reporting issued by the Institute of Chartered Accountants of India.

#### Management’s Responsibility for Internal Financial Controls

The Company’s management is responsible for establishing and maintaining internal financial controls based on the internal control over financial reporting criteria established by the Company considering the essential components of internal control stated in the Guidance Note on Audit of Internal Financial Controls over Financial Reporting issued by the Institute of Chartered Accountants of India. These responsibilities include the design, implementation and maintenance of adequate internal financial controls that were operating effectively for ensuring the orderly and efficient conduct of its business, including adherence to company’s policies, the safeguarding of its assets, the prevention and detection of frauds and errors, the accuracy and completeness of the accounting records, and the timely preparation of reliable financial information, as required under the Companies Act, 2013.

#### Auditors’ Responsibility

Our responsibility is to express an opinion on the Company’s internal financial controls with reference to Financial Statements

based on our audit. We conducted our audit in accordance with the Guidance Note on Audit of Internal Financial Controls over Financial Reporting (the “Guidance Note”) and the Standards on Auditing, to the extent applicable to an audit of internal financial controls, both issued by the Institute of Chartered Accountants of India. Those Standards and the Guidance Note require that we comply with ethical requirements and plan and perform the audit to obtain reasonable assurance about whether adequate internal financial controls with reference to Financial Statements were established and maintained and if such controls operated effectively in all material respects.

Our audit involves performing procedures to obtain audit evidence about the adequacy of the internal financial controls with reference to Financial Statements and their operating effectiveness. Our audit of internal financial controls with reference to Financial Statements included obtaining an understanding of internal financial controls over financial reporting, assessing the risk that a material weakness exists, and testing and evaluating the design and operating effectiveness of internal controls based on the assessed risk. The procedures selected depend on the auditor’s judgement, including the assessment of the risks of material misstatement of the financial statements, whether due to fraud or error.

We believe that the audit evidence we have obtained is sufficient and appropriate to provide a basis for our audit opinion on the Company’s internal financial controls with reference to Financial Statements.

#### Meaning of Internal Financial Controls With Reference to Standalone Financial Statements

A company’s internal financial controls with reference to Financial Statements is a process designed to provide reasonable assurance regarding the reliability of financial reporting and the preparation of financial statements for external purposes in accordance with generally accepted accounting principles. A company’s internal financial controls with reference to Financial Statements includes those policies and procedures that (1) pertain to the maintenance of records that, in reasonable detail, accurately and fairly reflect the transactions and dispositions of the assets of the company; (2) provide reasonable assurance that transactions are recorded as necessary to permit preparation of financial statements in accordance with generally accepted accounting principles, and that receipts and expenditures

of the company are being made only in accordance with authorizations of management and directors of the company; and (3) provide reasonable assurance regarding prevention or timely detection of unauthorized acquisition, use, or disposition of the company's assets that could have a material effect on the financial statements.

### **Inherent Limitations of Internal Financial Controls with reference to Standalone Financial Statements**

Because of the inherent limitations of internal financial controls with reference to Financial Statements, including the possibility of collusion or improper management override of controls, material misstatements due to error or fraud may occur and not be detected. Also, projections of any evaluation of the internal

financial controls with reference to Financial Statements to future periods are subject to the risk that the internal financial controls with reference to Financial Statements may become inadequate because of changes in conditions, or that the degree of compliance with the policies or procedures may deteriorate.

For **RAJIV MEHROTRA & ASSOCIATES**  
CHARTERED ACCOUNTANTS  
FIRM REG.NO.002253C

**ANJANI KHETERPAL**  
(PARTNER)  
M.No.401701

Kanpur, 28<sup>th</sup> May 2024



# Standalone Balance Sheet

as at 31<sup>st</sup> March 2024

(₹ in Lacs)

Particulars	Note No.	As at	
		31.03.2024	31.03.2023
<b>ASSETS</b>			
<b>Non-Current Assets :</b>			
Property, Plant and Equipment	3	27,371.15	20,406.42
Capital Work-in-Progress	3	152.74	3,636.03
Intangible Assets	3	13.79	-
		<b>27,537.68</b>	<b>24,042.45</b>
<b>FINANCIAL ASSETS</b>			
Long Term Investments	4	828.28	921.13
Other Financial Assets	5	299.96	299.67
Other Non-Current Assets	6	66.85	648.97
		<b>1,195.09</b>	<b>1,869.77</b>
<b>Current Assets :</b>			
Inventories	7	9,804.28	8,280.76
<b>Financial Assets :</b>			
Current Investments	8	0.02	15.85
Trade Receivables	9	7,471.45	4,957.99
Cash and Cash Equivalents	10	142.15	53.83
Other Bank balances	11	131.35	219.78
Other Current Assets	12	1,195.76	1,175.01
Current Tax Assets (Net)		58.47	129.20
		<b>18,803.48</b>	<b>14,832.42</b>
		<b>47,536.25</b>	<b>40,744.64</b>
<b>TOTAL ASSETS</b>			
<b>EQUITY &amp; LIABILITIES :</b>			
<b>Equity :</b>			
Equity Share capital	13	2,147.38	2,147.38
Other Equity	14	15,858.36	15,903.42
		<b>18,005.74</b>	<b>18,050.80</b>
<b>LIABILITIES :</b>			
<b>Non-Current liabilities</b>			
<b>Financial Liabilities :</b>			
Long Term Borrowings	15	8,449.41	7,295.66
Employee Benefit obligation	16	817.58	766.79
Other Non Current Liabilities	17A	1,004.60	552.15
Deferred Tax Liabilities (Net)	17	1,733.80	1,740.31
		<b>12,005.39</b>	<b>10,354.91</b>
<b>Current Liabilities :</b>			
<b>Financial Liabilities :</b>			
Borrowings	18	13,961.94	9,267.66
Trade Payables			
- Total Outstanding dues of Creditors other than micro and small enterprises	19	1,690.67	1,337.83
- Total Outstanding dues of micro and small enterprises	19	85.03	96.14
Other financial Liabilities	19A	754.29	906.75
Employee Benefit Obligation	20A	561.99	544.98
Provisions	20	9.83	26.66
Other Current Liabilities	21	461.37	158.91
		<b>17,525.12</b>	<b>12,338.93</b>
		<b>47,536.25</b>	<b>40,744.64</b>
<b>TOTAL EQUITY &amp; LIABILITY</b>			
Significant Accounting Policies and Notes to Accounts	1-2		

The accompanying schedules form an integral part of the accounts

As per our Report of even date attached

For and on behalf of the Board of Directors

For **RAJIV MEHROTRA & ASSOCIATES**

Chartered Accountants

Firm Regd. No.: 002253C

**VISHAL JAIN**  
Chief Financial Officer

**MANOJ AGARWAL**  
Chairman cum Managing Director  
(DIN : 00474146)

**ANJANI KHETERPAL**

Partner

Membership No.: 401701

**ANKUR SRIVASTAVA**  
Company Secretary

**SHASHANK AGARWAL**  
Deputy Managing Director  
(DIN : 02790029)

Place: Kanpur

Date: 28<sup>th</sup> May 2024

# Standalone Statement of Profit and Loss

for the year ended on 31<sup>st</sup> March 2024

(₹ in Lacs)

Particulars	Note No.	For the Year Ended 31 <sup>st</sup> March 2024	For the Year Ended 31 <sup>st</sup> March 2023
Revenue from operations	22	49,272.58	47,685.43
Other income	23	1,138.11	439.13
<b>Total Income</b>		<b>50,410.69</b>	<b>48,124.56</b>
<b>Expenses</b>			
Cost of materials consumed	24	30,663.16	26,743.79
Purchase of stock-in-trade	25	602.41	1,517.53
Changes in inventories of Finished Goods, Stock in Trade and Work in Progress	26	(739.87)	1,443.19
Employee benefit expense	27	5,927.09	5,526.99
Depreciation and Amortisation expense	3	1,284.71	1,127.54
Impairment losses on Financial assets & Contract Assets	49	42.85	-
Other Expenses	28	10,846.94	10,278.32
Finance Costs	29	1,680.75	1,221.96
<b>Total Expenses</b>		<b>50,308.04</b>	<b>47,859.32</b>
<b>Profit/(Loss) before Exceptional Items and Tax</b>		<b>102.65</b>	<b>265.24</b>
Exceptional items		-	-
<b>Profit/(Loss) before Tax</b>		<b>102.65</b>	<b>265.24</b>
Income Tax Expense			
Current tax		-	40.58
Earlier Year Tax Adjustments		82.42	16.31
Deferred tax		(15.45)	(202.78)
<b>Profit/(Loss) for the year from Continuing Operations</b>		<b>35.68</b>	<b>411.13</b>
<b>PROFIT/(LOSS) FOR THE YEAR</b>		<b>35.68</b>	<b>411.13</b>
Other Comprehensive Income			
A. Items that may be reclassified to profit or loss		-	-
Income Tax relating to these Items		-	-
B. Items that will not be reclassified to profit or loss		(35.53)	8.22
(Gratuity Provision debited in P&L A/C)			
Income Tax relating to these Items		8.94	(1.37)
<b>Other Comprehensive Income/(Loss) for the Year (Net of Tax)</b>		<b>26.59</b>	<b>(6.85)</b>
<b>TOTAL COMPREHENSIVE INCOME FOR THE YEAR</b>		<b>62.27</b>	<b>404.28</b>
<b>Earnings per Share</b>			
Basic EPS		0.17	1.92
Diluted EPS		0.17	1.92

The accompanying schedules form an integral part of the accounts

As per our Report of even date attached

For and on behalf of the Board of Directors

For **RAJIV MEHROTRA & ASSOCIATES**

Chartered Accountants

Firm Regd. No.: 002253C

**VISHAL JAIN**  
Chief Financial Officer

**MANOJ AGARWAL**  
Chairman cum Managing Director  
(DIN : 00474146)

**ANJANI KHETERPAL**

Partner

Membership No.: 401701

**ANKUR SRIVASTAVA**  
Company Secretary

**SHASHANK AGARWAL**  
Deputy Managing Director  
(DIN : 02790029)

Place: Kanpur

Date: 28<sup>th</sup> May 2024

# Standalone Cash Flow Statement

for the Period ended on 31<sup>st</sup> March 2024

(₹ in Lacs)

Particulars	Year Ended 31.03.2024	Year Ended 31.03.2023
<b>I) CASH FROM OPERATIONS</b>		
A. PROFIT BEFORE TAX	102.65	265.24
B. ADJUSTEMENTS:		
Depreciation	1,284.71	1,127.54
Impairment	42.85	-
Provision under OCI	35.53	(8.22)
Loss/(Profit) on disposal of PPE, intangible assets & non-current assets	0.30	202.98
Interest Income	(147.86)	(110.48)
Finance Costs	1,680.75	1,221.96
Loss/(Profit) on sale of mutual funds	(2.41)	(0.26)
Gain on Revaluation of Investments	(0.57)	(0.61)
<b>Operating Profit Before working capital changes</b>	<b>2,995.95</b>	<b>2,698.15</b>
<b>Adjustments for Changes in working Capital</b>		
Decrease/(Increase) in Inventories	(1,523.52)	3,438.14
Decrease/(Increase) in Trade Receivable	(2,513.46)	1,154.37
Decrease/(Increase) in other Current Assets	49.98	(569.60)
Decrease/(Increase) in other Financial Assets	(0.29)	4.29
Increase/(Decrease) in Trade Payables	341.73	(77.33)
Decrease/(Increase) in other Other Bank Balances	88.43	32.47
Increase/(Decrease) in Current Liabilities including Financial Liabilities	167.01	(64.54)
Increase/(Decrease) in Provisions	(16.83)	(7.50)
Increase/(Decrease) in Long term Provisions	50.79	66.52
<b>Cash Generated from/(used) in Operations</b>	<b>(360.21)</b>	<b>6,674.97</b>
Less: Income Tax Paid	82.42	56.89
<b>NET CASH INFLOW/(OUTFLOW) FROM OPERATIONS</b>	<b>(442.63)</b>	<b>6,618.08</b>
<b>II) CASH FROM INVESTING ACTIVITIES</b>		
Purchase of PPE & Intangible assets (incl. Capital WIP)	(4,781.37)	(4,243.89)
Investment in Equity Shares of Subsidiary Company	(50.00)	(156.15)
Sale of Preference Shares of Subsidiary	100.00	-
Purchase of Mutual Funds	(6.51)	(12.95)
Redemption proceeds of Mutual Funds	24.72	15.37
Sale of PPE & Intangible assets	1.73	30.69
Interest Received	147.86	110.48
Decrease/(Increase) in other Non Current Assets	582.12	302.92
<b>NET CASH INFLOW/(OUTFLOW) FROM INVESTING ACTIVITIES</b>	<b>(3,981.45)</b>	<b>(3,953.53)</b>

# Standalone Cash Flow Statement

for the Period ended on 31<sup>st</sup> March 2024

(₹ in Lacs)

Particulars	Year Ended 31.03.2024	Year Ended 31.03.2023
<b>III) CASH FROM FINANCING ACTIVITIES</b>		
Proceeds from issue of share capital	-	-
Net Increase/(Decrease) in long term borrowings	1,153.75	450.64
Net Increase/(Decrease) in short term borrowings	4,694.28	(2,157.10)
Payment of dividend	(107.33)	(257.60)
Capital Subsidy received	452.45	552.15
Finance Costs	(1,680.75)	(1,221.96)
<b>NET CASH FROM FINANCING ACTIVITIES</b>	<b>4,512.40</b>	<b>(2,633.87)</b>
<b>Net Increase in cash and cash equivalents</b>	<b>88.32</b>	<b>30.68</b>
<b>Cash and Cash equivalents as at the beginning of the year</b>	<b>53.83</b>	<b>23.15</b>
<b>Cash and Cash equivalents as at the end of the Year</b>	<b>142.15</b>	<b>53.83</b>
<b>Components Of Cash and Cash Equivalents</b>		
Balances with Banks- In current Accounts	138.97	51.39
Cash In Hand	3.18	2.44
	<b>142.15</b>	<b>53.83</b>

## Notes :

- The Cash Flow Statement has been prepared in accordance with the "Indirect Method" specified in the Ind-AS-7- "Statement of Cash Flows"
- Cash & Cash equivalents comprise cash balances and balances with banks, including current deposit account and short term fixed deposits having original maturity period of three months only.

The accompanying schedules form an integral part of the accounts

As per our Report of even date attached

For and on behalf of the Board of Directors

For **RAJIV MEHROTRA & ASSOCIATES**

Chartered Accountants

Firm Regd. No.: 002253C

**VISHAL JAIN**

Chief Financial Officer

**MANOJ AGARWAL**

Chairman cum Managing Director

(DIN : 00474146)

**ANJANI KHETERPAL**

Partner

Membership No.: 401701

**ANKUR SRIVASTAVA**

Company Secretary

**SHASHANK AGARWAL**

Deputy Managing Director

(DIN : 02790029)

Place: Kanpur

Date: 28<sup>th</sup> May 2024

# Standalone Statement of Changes In Equity

for the year ended 31<sup>st</sup> March 2024

## A. EQUITY SHARE CAPITAL

(₹ in Lacs)

Balance at the beginning of the reporting period	Nos.	Amount
<b>As at March 31<sup>st</sup> 2022</b>	<b>2,14,66,758</b>	<b>2,147.38</b>
Add: Issued during the year	-	-
Less: Buyback	-	-
<b>As at March 31<sup>st</sup> 2023</b>	<b>2,14,66,758</b>	<b>2,147.38</b>
Add: Issued during the year	-	-
Less: Buyback	-	-
<b>As at March 31<sup>st</sup> 2024</b>	<b>2,14,66,758</b>	<b>2,147.38</b>

## B. OTHER EQUITY

(₹ in Lacs)

Balance at the beginning of the reporting period	Reserves and Surplus				TOTAL
	Capital Redemption Reserve	Securities Premium Reserve	General Reserves	Retained Earnings	
<b>As at March 31<sup>st</sup> 2022</b>	<b>200.00</b>	<b>791.66</b>	<b>124.34</b>	<b>14,640.74</b>	<b>15,756.74</b>
Profit for the Year ended 31 <sup>st</sup> March 2023	-	-	-	411.13	411.13
Other Comprehensive Income For the Year ended 31 <sup>st</sup> March 2023	-	-	-	(6.85)	(6.85)
<b>Total Comprehensive Income For the Year ended 31<sup>st</sup> March 2023</b>	-	-	-	<b>404.28</b>	<b>404.28</b>
Dividends					
Interim dividend	-	-	-	-	-
Final Dividend	-	-	-	(257.60)	(257.60)
Corporate Dividend Tax	-	-	-	-	-
Transfer from retained earnings to general reserve	-	-	-	-	-
<b>As at March 31<sup>st</sup> 2023</b>	<b>200.00</b>	<b>791.66</b>	<b>124.34</b>	<b>14,787.42</b>	<b>15,903.42</b>
<b>Profit for the Year ended 31<sup>st</sup> March 2024</b>	-	-	-	<b>35.68</b>	<b>35.68</b>
Other Comprehensive Income For the Year ended 31 <sup>st</sup> March 2024	-	-	-	26.59	26.59
<b>Total Comprehensive Income For the Year ended 31<sup>st</sup> March 2024</b>	-	-	-	<b>62.27</b>	<b>62.27</b>
Dividends					
Interim dividend	-	-	-	-	-
Final Dividend	-	-	-	(107.33)	(107.33)
Corporate Dividend Tax	-	-	-	-	-
Transfer from retained earnings to general reserve	-	-	-	-	-
<b>As at March 31<sup>st</sup> 2024</b>	<b>200.00</b>	<b>791.66</b>	<b>124.34</b>	<b>14,742.36</b>	<b>15,858.36</b>

# Standalone Statement of Changes In Equity

for the year ended 31<sup>st</sup> March 2024

## NATURE AND PURPOSE OF RESERVES

**Capital Redemption Reserve**- As per Companies Act, 2013, capital redemption reserve is created when company purchases its own shares out of free reserves or securities premium. A sum equal to the nominal value of the shares so purchased is transferred to capital redemption reserve. The reserve is utilised in accordance with the provisions of section 69 of the Companies Act, 2013.

**Securities Premium Account**- The same is created when Shares/securities are issued by the company at a value which is higher than the face value/nominal value of such shares/securities. The amount representing such excess i.e the premium is transferred to the Securities Premium Account in accordance with the provisions of section 52 of the Companies Act, 2013. The balance in this reserve is utilised in accordance with the provisions of the said Section 52 of the Act.

**General Reserve** - Represents free reserves of the company.

**Retained Earnings** - This reserve represents undistributed accumulated earnings of the Company as on the balance sheet date.

For and on behalf of the Board of Directors

For **RAJIV MEHROTRA & ASSOCIATES**

Chartered Accountants  
Firm Regd. No.: 002253C

**ANJANI KHETERPAL**

Partner  
Membership No.: 401701

Place: Kanpur

Date: 28<sup>th</sup> May 2024

**VISHAL JAIN**

Chief Financial Officer

**ANKUR SRIVASTAVA**

Company Secretary

**MANOJ AGARWAL**

Chairman cum Managing Director  
(DIN : 00474146)

**SHASHANK AGARWAL**

Deputy Managing Director  
(DIN : 02790029)

# Notes forming part of the Standalone Financial Statements

as at 31<sup>st</sup> March 2024

## NOTE NO.1 Corporate Information

**Kanpur Plastipack Limited ('KPL' or 'The Company')** is a **Public Limited company**, domiciled in India and incorporated on July 26<sup>th</sup>, 1971 under the provisions of the Companies Act, 1956 (Now Companies Act, 2013) and having its registered office at D-19-20, Panki Industrial Area Kanpur, Uttar Pradesh-208022, India. The Company has its listings on BSE Limited and National Stock Exchange of India Limited.

The details of the Company are as below:-

CIN: - L25209UP1971PLC003444

Registered Address: D 19-20 Panki Industrial Area Kanpur Uttar Pradesh-208022

Phone Number: +91 512 2691113-116

Official Email ID: secretary@kanplas.com

Website:- <https://kanplas.com>

The company is a three star export house, engaged in manufacturing of HDPE/PP Woven Sacks, PP Box Bags, Flexible Intermediate Bulk Containers (FIBC's), Fabrics and High Tenacity PP. The company is also a Consignment Stockiest of M/s Indian Oil Corporation Limited.

During the year, the company completed the commissioning of a manufacturing plant for production of Cast Polypropylene (CPP) at Gajner Road, Kanpur Dehat. The Plant commenced commercial operations in the second quarter of the year.

These Financial Statements were authorized by the Board of Directors for issue in accordance with the Resolution passed on May 28<sup>th</sup>, 2024.

## NOTE NO.2

**2.1 Statement of Compliance:** These standalone financial statements have been prepared in accordance with the Indian Accounting Standards (referred to as "Ind AS") as prescribed under section 133 of the Companies Act, 2013 read with Companies (Indian Accounting Standards) Rules, as amended from time to time.

### 2.2 Basis of Preparation, Measurement and Presentation:

These financial statements have been prepared on a historical cost basis, except for the certain financial instruments and defined benefit plans which are measured at fair value or amortised cost at the end of each reporting period.

Historical cost is generally based on the fair value of the consideration given in exchange of goods and services. Fair value is the price that would be received to sell an asset or paid to transfer a liability in an orderly transaction between market participants at the measurement date.

The statement of cash flows has been prepared under the indirect method whereby profit or loss is adjusted for the effects of transactions of a non-cash nature, accruals etc. of past or future operating cash receipts or payments and items of income or expense associated with investing or financing cash flows. The cash flows from operating, investing and financing activities of the Company are segregated. The Company considers all highly liquid investments that are readily convertible to known amounts of cash and are subject to an insignificant risk of changes in value to be cash equivalents.

These financial statements are presented in Indian Rupees (INR) and all values are rounded to nearest lakhs (₹ 00,000), except where otherwise indicated.

### 2.3 CURRENT V. NON-CURRENT CLASSIFICATION:

The Company presents assets and liabilities in the balance sheet based on current/non-current classification.

#### (a) An asset is treated as current when it is:

- Expected to be realized or intended to be sold or consumed in normal operating cycle.
- Held primarily for purpose of trading.
- Expected to be realized within twelve months after the reporting period.

All other assets are classified as non-current.

#### (b) A liability is current when:

- It is expected to be settled in normal operating cycle
- It is held primarily for purpose of trading
- It is due to be settled within twelve months after the reporting period, or
- There is no unconditional right to defer the settlement of the liability for at least twelve months after the reporting period.

All other liabilities are classified as non-current.

Deferred tax assets and deferred tax liabilities are classified as non-current assets and liabilities.

# Notes forming part of the Standalone Financial Statements

as at 31<sup>st</sup> March 2024

The operating cycle is the time between the acquisition of assets for processing and their realization in cash and cash equivalents. The Company has identified twelve months as its general operating cycle.

## 2.4 Use of Estimates, Assumptions and Judgements:

The preparation of financial statements in conformity with the recognition and measurement principles of Ind AS requires the management to make estimates, judgements and assumptions that affect the reported amounts of assets and liabilities and the disclosure of contingent liabilities on the date of the financial statements and the results of operations during the year. Estimates and underlying assumptions are reviewed on an ongoing basis. Differences between actual results and estimates are recognised in the year in which the results are known or materialise.

Some of the critical accounting judgements, estimates and assumptions used by the company in preparation of these standalone financial statements are as under:

### i. Useful lives of property, plant and equipment

The Company reviews the useful life of property, plant and equipment at the end of each reporting period. This reassessment may result in change in depreciation expense in future periods.

### ii. Fair value measurement of financial instrument:

The fair value of financial assets and financial liabilities recorded in the balance sheet has been arrived at on the basis of the quoted prices in active markets, wherever available. For such financial assets and financial liabilities which cannot be measured based on quoted prices in active markets, their fair value is measured using other accepted valuation techniques. Changes in assumptions used in applying these methods could affect the reported fair value of financial instruments.

### iii. Impairment of investments (carried at cost) and other assets

The Company reviews its carrying value of investments carried at cost and other assets (net of impairment, if any) annually, or more frequently when there is indication for impairment. If the recoverable amount is less than its carrying amount, the impairment loss is accounted for in the statement of profit and loss. Measurement of impairment require use of estimates and judgement.

### iv. Employee benefits:

The defined benefit plans (i.e. Gratuity benefit) is determined using actuarial valuation. An actuarial valuation involves making various assumptions which may differ from actual developments in the future. These include the determination of the discount rate, future salary increases, mortality rates, future pension increases etc.

### v. Warranty provision/Quality Claim

Provision for quality claims is determined based on the historical percentage of claims' expense to sales for the same types of goods for which the claim is currently being determined. The same percentage to the sales is applied for the current accounting period to derive the expected claim expense to be accrued. It is adjusted to account for unusual factors, if any. It is very unlikely that actual claims will exactly match the historical warranty percentage, so such estimates are reviewed annually for any material changes in assumptions and likelihood of occurrence.

### vi. Provisions and Contingent liabilities

A provision is recognized if, as a result of a past event, the Company has a present legal or constructive obligation that can be estimated reliably, and it is probable that an outflow of resources embodying economic benefits will be required to settle the obligation. Judgements include estimating the probability of the cash outflows for the present obligations and accordingly provisions are determined and reviewed at the end of each reporting period and are adjusted to reflect current best estimates. The Company uses significant judgements to identify and measure contingent liabilities. Contingent liabilities are disclosed when there is a possible obligation arising from past events, the existence of which will be confirmed only by the occurrence or non-occurrence of one or more uncertain future events not wholly within the control of the Company or a present obligation that arises from past events where it is either not probable that an outflow of resources will be required to settle the obligation or a reliable estimate of the amount cannot be made. Contingent liabilities in relation to assessment/litigations can involve complex issues, which can only be resolved over extended time periods.



# Notes forming part of the Standalone Financial Statements

as at 31<sup>st</sup> March 2024

## vii. Taxes, including Evaluation of recoverability of Deferred tax assets and liabilities:

Uncertainties exist with respect to the interpretation of complex tax regulations, changes in tax laws, and the amount and timing of future taxable income. Given the wide range of business relationships and the long-term nature and complexity of existing contractual agreements, differences arising between the actual results and the assumptions made, or future changes to such assumptions, could necessitate future adjustments to tax income and expense already recorded. The Company establishes provisions, based on reasonable estimates. The amount of such provisions is based on various factors, such as experience of previous tax audits and differing interpretations of tax regulations by the taxable entity and the responsible tax authority. Such differences of interpretation may arise on a wide variety of issues depending on the conditions prevailing in the domicile of the company.

## 2.5 Property, Plant and Equipment

- i) Property, plant and equipment are stated at cost, net of accumulated depreciation and accumulated impairment losses, if any.
- ii) The initial cost of an asset comprises its purchase price (including import duties and non-refundable taxes, if any), any costs directly attributable to bringing the asset into the location and condition necessary for it to be capable of operating in the manner intended by the management, borrowing cost for qualifying assets (i.e. assets that necessarily take a substantial period of time to get ready for their intended use).
- iii) Subsequent expenditure is capitalized only if it is probable that the future economic benefits associated with the expenditure will flow to the Company.
- iv) Spare parts which meet the definition of Property, plant and equipment are capitalized as Property, plant and equipment. In other cases, the spare parts are inventorised on procurement and charged to Statement of Profit and Loss on consumption.
- v) An item of Property, plant and equipment and any significant part initially recognized separately as part of Property, plant and equipment is de-recognized upon disposal; or when no future economic benefits are expected from its use or disposal. Any gain or loss arising on de-recognition of the assets is included in the Statement of Profit and Loss on consumption.

- vi) The residual value and useful lives of Property, Plant and Equipment are reviewed at each financial year end and changes, if any, are accounted in the line with revisions to accounting estimates.
- vii) In the earlier years, the Company had elected to use exemption available under Ind AS 101 to continue with the carrying value for all its Property, Plant and Equipment as recognized in the financial statements as at the date of transition to Ind-ASs, measured as per previous GAAP and use that as its deemed cost as at the transition date.
- viii) Capital work- in- progress includes cost of property, plant and equipment under installation / under development as at the balance sheet date.
- ix) Depreciation on property, plant and equipment is provided on prorata basis on straight-line method using the useful lives of the assets estimated by management and/or in the manner prescribed in Schedule II of the Companies Act 2013. The useful lives for various categories of property, plant and equipment are as given below:

Sl. No	Description	Useful Life as per Schedule II of the Companies Act, 2013	Useful life
1.	Office Buildings	60 years	60 years
2.	Factory Buildings	30 years	30 years
3.	Plant and equipment qualifying as Continuous Process Plant	25 years	25 years
4.	Plant and Machinery installed at Cast Polypropylene Films (CPP) unit	25 years	35 years
5.	Other Plant and Equipment for three shift working (Useful life is estimated for a three shift working)	Single shift- 15 years Triple Shift- 7.50 years	15 years/ 7.50 years
6.	Other Equipment	10 years	5 years
7.	Furniture and fittings	10 years	10 years
8.	Office equipment	05 years	05 years
9.	Vehicles- Four wheelers	08 years	08 years
10.	Vehicles- Two wheelers	10 years	10 years
11.	Computers and peripherals	Servers- 06 years Others- 03 years	06 years/ 03 years
12.	Computer software	As per Ind-AS 38	03 years

# Notes forming part of the Standalone Financial Statements

as at 31<sup>st</sup> March 2024

- x) The residual values, useful lives and methods of depreciation of property, plant and equipment are reviewed at each financial year end and adjusted prospectively, if appropriate.
- xi) An asset's carrying amount is written down immediately to its recoverable amount if the asset's carrying amount is greater than its estimated recoverable amount. Recoverable amount is higher of the value in use or exchange.
- xii) Gains and losses on disposals are determined by comparing the sale proceeds with the carrying amount and are recognised in the Statement of Profit and Loss.

## 2.6 Inventories:

- i. **Basis of Valuation:** Inventories are stated at lower of cost and net realizable value. The comparison of cost and net realizable value is made on an item-by-item basis.
- ii. **Method of Valuation:** Cost of inventories comprises of expenditure incurred in the normal course of business in bringing inventories to their present location including appropriate overheads apportioned on a reasonable and consistent basis.
- iii. The inventories of finished goods, which were in transit or lying at port as at the reporting date have been valued at lower of cost and market value. The cost has been worked out as per the Retail Method.

The inventories have been physically taken by the management periodically during the year.

## 2.7 Revenue Recognition:

The company derives its revenues primarily from sale of merchandise and C&F commission agency services.

Revenue is measured at the fair value of the consideration received or receivable, taking into account contractually defined terms of payment and excluding central taxes or duties collected on behalf of the Government. Revenue is recognized to the extent that it is probable that the economic benefits will flow to the Company and the revenue can be reliably measured, regardless of when the payment is being made. Amounts disclosed are net of returns, trade discounts, rebates, but including Goods and Services Tax collected on behalf of the Government. However the GST collected and paid has been shown as a deduction under the heading 'Revenue from Operations' and only the net

Revenue from Operations has been stated in the Statement of Profit and Loss.

The Company assesses its revenue arrangements against specific criteria in order to determine if it is acting as principal or agent. The Company has concluded that it is acting as a principal in all of its revenue arrangements since it is the primary obligor in all the revenue arrangements as it has pricing latitude and is also exposed to inventory and credit risks. The specific recognition criteria described below must also be met before revenue is recognised:

### a) Sale of goods:

- a. Inland sales have been accounted for at the time of dispatch of goods from the factory.
- b. Export Sales have been recognized only after the company loses control over the material i.e. once the goods have been shipped on board.
- c. Sales have been recorded net of rebates and trade discounts but are grossed up for Goods and Services Tax collected thereon.

### b) Commission Income

Commission income is recognized to the extent it is probable that economic benefits will flow to the company and the revenue can be reliably measured and the company has contractual right to such revenue.

### c) Interest Income

Interest Income is disclosed under "other income" and is recognized using the effective interest method.

## 2.8 Employee Benefits:

### Short term employee benefits

All employee benefits payable/available within twelve months of rendering the services are classified as short term employee benefits. Benefits such as salaries, wages and bonus, etc., are recognised in the Statement of Profit and Loss in the period in which the employee renders the related service.

### Provident fund

Eligible employees receive benefits from a provident fund, which is a defined contribution plan. Both the employees and the Company make monthly contributions to the provident fund plan equal to a specified percentage of the covered employees' salary. The Company contributes a part of the contributions to the Government administered

# Notes forming part of the Standalone Financial Statements

as at 31<sup>st</sup> March 2024

Provident/Pension Fund. The Company has no obligation, other than the contribution payable to the provident fund. The Company recognizes contribution payable through the provident fund scheme as an expense, when an employee renders related services.

## Other long term employee benefits

The company does not have any structured Employee's Gratuity Fund Scheme. However, the Company has a defined benefit gratuity plan that provides a lump-sum payment to vested employees at retirement, death, incapacitation or termination of employment in accordance with "The Payment of Gratuity Act, 1972". The amount is based on the respective employee's last drawn salary and the tenure of employment with the Company. The liabilities with respect to Gratuity Plan are determined by actuarial valuation. The Company does not make any contributions and meets its gratuity liability from its own sources as and when the claims arise.

## 2.9 Investments in subsidiaries, associates and other uncontrolled structured entities-

Investments in subsidiaries, associates and joint ventures are carried at cost less accumulated impairment losses, if any. Where an indication of impairment exists, the carrying amount of investment is assessed and an impairment provision is recognised, if required. On disposal of such investments, difference between the net disposal proceeds and carrying amount is recognised in the statement of profit and loss.

## 2.10 Government Grants:

- Government Grants are recognised at their realizable value when there is reasonable assurance that the grant will be received and all the attached conditions will be complied with.
- Government grants are recognised in the Statement of Profit and Loss on a systematic basis over the periods in which the related costs, for which the grants are intended to compensate, are recognised as expenses.
- Government grants related to property, plant and equipment are recognised as deferred income.

## 2.11 Borrowing Costs

- Borrowing cost consists of interest and other costs incurred in connection with the borrowing of funds. Borrowing costs also include exchange differences to the extent regarded as an adjustment to the borrowing costs

- Borrowing costs that are attributable to the acquisition or construction of qualifying assets (i.e. an asset that necessarily takes a substantial period of time to get ready for its intended use) are capitalized as a part of the cost of such assets. All other borrowings costs are charged to the Statement of Profit and Loss.

## 2.12 Foreign currencies

Items included in the financial statements are measured using the currency of the primary economic environment in which the entity operates ('the functional currency'). The Company's financial statements are presented in Indian rupee (₹) which is also the Company's functional and presentation currency.

Foreign currency transactions are recorded on initial recognition in the functional currency, using the prescribed exchange rate prevailing at the date of transaction.

### Measurement of foreign currency items at the balance sheet date

Foreign currency monetary assets and liabilities denominated in foreign currencies are translated at the functional currency spot rates of exchange at the reporting date.

Non-monetary items that are measured in terms of historical cost in a foreign currency are translated using the exchange rates at the dates of the initial transactions.

### Exchange differences

Exchange differences arising on settlement or translation of monetary items are recognised as income or expense in the period in which they arise.

## 2.13 Cash and Cash Equivalents

Cash and cash equivalents in the balance sheet comprise cash at banks and on hand and short-term deposits with an original maturity of three months or less, which are subject to insignificant risk of changes in value.

## 2.14 Offsetting of financial Assets and liabilities

Financial assets and financial liabilities are offset and the net amount is reported in the Balance Sheet, only if there is a currently enforceable legal right to offset the recognised amounts and there is an intention to settle on a net basis, or to realize the assets and settle the liabilities simultaneously.

## 2.15 Taxes

Tax expense for the year comprises of current tax and deferred tax.

# Notes forming part of the Standalone Financial Statements

as at 31<sup>st</sup> March 2024

## a) Current Tax

- (i) Current income tax, assets and liabilities are measured at the amount expected to be paid to or recovered from the taxation authorities in accordance with the Income Tax Act, 1961 and the Income Computation and Disclosure Standards (ICDS) enacted in India by using tax rates and the tax laws that are enacted at the reporting date.
- (ii) Current income tax relating to item recognised outside the Statement of Profit and Loss is recognised outside Profit or Loss (either in other comprehensive income or equity). Current tax items are recognised in correlation to the underlying transactions either in OCI or directly in equity.

## b) Deferred Tax

Deferred income tax is recognised using the balance sheet approach. Deferred income tax assets and liabilities are recognised for deductible and taxable temporary differences arising between the tax base of assets and liabilities and their carrying amount, except when the deferred income tax arises from the initial recognition of goodwill or an asset or liability in a transaction that is not a business combination, affects neither accounting nor taxable profit or loss at the time of the transaction.

Deferred income tax assets are recognised to the extent that it is probable that taxable profit will be available against which the deductible temporary differences and the carry forward of unused tax credits and unused tax losses can be utilised.

The carrying amount of deferred income tax assets is reviewed at each reporting date and reduced to the extent that it is no longer probable that sufficient taxable profit will be available to allow all or part of the deferred income tax asset to be utilised.

Deferred income tax liabilities are recognised for all taxable temporary differences except in respect of taxable temporary differences associated with investments in subsidiaries where timing of the reversal of the temporary difference can be controlled and it is probable that the temporary difference will not reverse in the foreseeable future.

Deferred tax assets and liabilities are measured using substantively enacted tax rates expected to apply to

taxable income in the years in which the temporary differences are expected to be received or settled.

Deferred tax assets and liabilities are offset when they relate to income taxes levied by the same taxation authority and the relevant entity intends to settle its current tax assets and liabilities on a net basis.

Deferred tax relating to items recognised outside the statement of profit and loss is recognised outside the statement of profit and loss (either in other comprehensive income or in equity). Deferred tax items are recognised in correlation to the underlying transaction either in OCI or direct in equity.

## 2.16 Earnings Per Share

Basic earnings per share are calculated by dividing the net profit or loss for the period attributable to equity shareholders by the weighted average number of equity shares outstanding during the period. The weighted average number of equity shares outstanding during the period is adjusted for events such as bonus issue, bonus element in a rights issue, share split, and reverse share consolidation, without a corresponding change in resources, if any.

For the purpose of calculating diluted earnings per share, the net profit or loss for the period attributable to equity shareholders and the weighted average number of shares outstanding during the period are adjusted for the effect of all potentially dilutive equity shares, if any.

The partly paid up equity shares, if any, are treated as potential equity shares in accordance with Ind-AS 33, for the period for which the same remained partly paid up.

## 2.17 Provisions, Contingent Liabilities and Contingent Assets:

- (i) Provisions are recognized when there is a present obligation (legal or constructive) as a result of a past event, it is probable that an outflow of resources embodying economic benefits will be required to settle the obligation and a reliable estimate can be made of the amount of the obligation.
- (ii) The expenses relating to a provision is presented in the Statement of Profit and Loss net of reimbursements, if any.
- (iii) If the effect of the time value of money is material, provisions are discounted using a current pre-tax rate that reflects, when appropriate, the risks specific to the liability. When discounting is used, the increase in

# Notes forming part of the Standalone Financial Statements

as at 31<sup>st</sup> March 2024

provision due to the passage of time is recognized as a finance cost.

- (iv) Contingent liabilities are possible obligations whose existence will only be confirmed by future events not wholly within the control of the Company, or present obligations where it is not probable that an outflow of resources will be required or the amount of the obligation cannot be measured with sufficient reliability.
- (v) Contingent liabilities are not recognized in the financial statements but are disclosed unless the possibility of an outflow of economic resources is considered remote.
- (vi) A contingent asset is a possible asset arising from past events, the existence of which will be confirmed only by the occurrence or non-occurrence of one or more uncertain future events not wholly within the control of the Company. Contingent assets are not recognised till the realisation of the income is virtually certain. However, the same are disclosed in the financial statements where an inflow of economic benefit is possible.

## 2.18 Cash Dividend to Equity shareholders of the Company

The Company recognises a liability to make cash distributions to equity holders of the Company when the distribution is authorised, and the distribution is no longer at the discretion of the Company. Final dividends on shares is recorded as a liability on the date of approval by the shareholders and interim dividends are recorded as a liability on the date of declaration by the Company's Board of Directors

## 2.19 Events after the reporting period

Adjusting events are events that provide further evidence of conditions that existed at the end of the reporting period. The financial statements are adjusted for such events before authorisation for issue.

Non-adjusting events are events that are indicative of conditions that arose after the end of the reporting period. Non-adjusting events after the reporting date are not accounted but disclosed.

## 2.20 Exceptional Items

Exceptional items are disclosed separately in the financial statements where it is necessary to do so to provide further understanding of the financial performance of the

Company. These are material items of income or expense that have to be shown separately due to the significance of their nature or amount

**2.21 Leases-** A contract is, or contains, a lease if the contract conveys the right to control the use of an identified asset for a period of time in exchange for consideration.

### Company as a lessee

The Company accounts for each lease component within the contract as a lease separately from non-lease components of the contract and allocates the consideration in the contract to each lease component on the basis of the relative standalone price of the lease component and the aggregate standalone price of the non-lease components.

The Company recognises right-of-use the asset representing its right to use the underlying asset for the lease term at the lease commencement date. The cost of the right-of-use asset measured at inception shall comprise of the amount of the initial measurement of the lease liability adjusted for any lease payments made at or before the commencement date less any lease incentives received, plus any initial direct costs incurred and an estimate of costs to be incurred by the lessee in dismantling and removing the underlying asset or restoring the underlying asset or site on which it is located. The right-of-use assets is subsequently measured at cost less any accumulated depreciation, accumulated impairment losses, if any and adjusted for any re-measurement of the lease liability. The right-of-use assets are depreciated using the company's depreciation policy for Property, Plant and Equipment. Right-of-use assets are tested for impairment whenever there is any indication that their carrying amounts may not be recoverable. Impairment loss, if any, is recognised in the statement of profit and loss.

The Company has elected not to apply the requirements of Ind AS 116 - Leases to short-term leases of all assets that have a lease term of 12 months or less and leases for which the underlying asset is of low value. The lease payments associated with these leases are recognised as an expense on a straight-line basis over the lease term.

## 2.22 Segment Reporting

Operating Segments are reported in a manner consistent with the internal reporting provided to the Chief Operating Decision Maker; which is the committee constituted by the Managing Director, The Dy.Managing Director and the Executive Director of the Company.

# Notes forming part of the Standalone Financial Statements

as at 31<sup>st</sup> March 2024

## 2.23 Fair value measurement

The Company measures financial instruments at fair value at each balance sheet date.

Fair value is the price that would be received to sell an asset or paid to transfer a liability in an orderly transaction between market participants at the measurement date. The fair value measurement is based on the presumption that the transaction to sell the asset or transfer the liability takes place either:

- (i) In the principal market for asset or liability, or
- (ii) In the absence of a principal market, in the most advantageous market for the asset or liability.

The principal or the most advantageous market must be accessible by the Company.

The fair value of an asset or liability is measured in accordance with Ind-AS 113, using the assumptions that market participants would use when pricing the asset or liability, assuming that market participants act in their economic best interest.

A fair value measurement of a non-financial asset takes into account a market participant's ability to generate economic benefits by using the asset in its highest and best use or by selling it to another market participant that would use the asset in its highest and best use.

The Company uses valuation techniques that are appropriate in the circumstances and for which sufficient data are available to measure fair value, maximising the use of relevant observable inputs and minimizing the use of unobservable inputs.

All assets and liabilities for which fair value is measured or disclosed in the financial statements are categorized within

the fair value hierarchy, described as follows, based on the lowest level input that is significant to the fair value measurement as a whole:

**Level 1-** Quoted (unadjusted) market prices in active markets for identical assets or liabilities

**Level 2-** Valuation techniques for which the lowest level input that is significant to the fair value measurement is directly or indirectly observable

**Level 3-** Valuation techniques for which the lowest level input that is significant to the fair value measurement is unobservable.

For assets and liabilities that are recognised in the financial statements on a recurring basis, the Company determines whether transfers have occurred between levels in the hierarchy by re-assessing categorization (based on the lowest level input that is significant to fair value measurement as a whole at the end of each reporting period.

For the purpose of fair value disclosures, the Company has determined classes of assets and liabilities on the basis of the nature, characteristics and risks of the asset or liability and the level of the fair value hierarchy as explained above. The quantitative disclosures of fair value measurement hierarchy are contained in Note No.51.

### RECENT PRONOUNCEMENTS

Ministry of Corporate Affairs ("MCA") notifies new standards or amendments to the existing standards under Companies (Indian Accounting Standards) Rules as issued from time to time. For the year ended March 31, 2024, MCA has not notified any new standards or amendments to the existing standards applicable to the Company.

## Notes forming part of the Standalone Financial Statements

as at 31<sup>st</sup> March 2024

### Note - 3 PROPERTY, PLANT AND EQUIPMENT

Particulars	Lease Hold Land	Freehold Land	Buildings	Vehicles	Furniture & Fittings	Office Equipment	Plant & Machinery	Grand Total	Intangible Assets- Computer Softwares	Capital Work In Progress
<b>AT COST</b>										
Cost as at April 1 <sup>st</sup> 2022	384.88	1,943.07	6,885.26	527.61	389.10	468.11	16,800.36	27,398.39	73.88	203.74
Additions	-	53.14	25.46	0.98	44.85	86.90	600.27	811.60	-	4,190.75
Disposals/Transfer	-	-	-	6.81	-	0.75	340.90	348.46	-	758.46
<b>Cost as at April 1<sup>st</sup> 2023</b>	<b>384.88</b>	<b>1,996.21</b>	<b>6,910.72</b>	<b>521.78</b>	<b>433.95</b>	<b>554.26</b>	<b>17,059.73</b>	<b>27,861.53</b>	<b>73.88</b>	<b>3,636.03</b>
Additions	-	-	656.52	17.35	44.36	174.19	7,357.52	8,249.94	14.72	4,766.65
Disposals/Transfer	-	-	-	20.66	-	-	7.93	28.59	-	8,249.94
<b>As at March 31<sup>st</sup> 2024</b>	<b>384.88</b>	<b>1,996.21</b>	<b>7,567.24</b>	<b>518.47</b>	<b>478.31</b>	<b>728.45</b>	<b>24,409.32</b>	<b>36,082.88</b>	<b>88.60</b>	<b>152.74</b>
Depreciation as at April 1 <sup>st</sup> 2022	73.82	-	1,208.61	219.57	137.02	346.99	4,456.35	6,442.36	73.88	-
Charge for the Year	4.87	-	216.12	58.00	38.21	61.69	748.65	1,127.54	-	-
Transfers	-	-	-	3.57	-	0.07	111.15	114.79	-	-
<b>As at March 31<sup>st</sup> 2023</b>	<b>78.69</b>	<b>-</b>	<b>1,424.73</b>	<b>274.00</b>	<b>175.23</b>	<b>408.61</b>	<b>5,093.85</b>	<b>7,455.11</b>	<b>73.88</b>	<b>-</b>
Charge for the Year	4.88	-	225.73	58.37	40.69	83.02	871.09	1,283.78	0.93	-
Transfers	-	-	-	19.63	-	-	7.53	27.16	-	-
<b>As at March 31<sup>st</sup> 2024</b>	<b>83.57</b>	<b>-</b>	<b>1,650.46</b>	<b>312.74</b>	<b>215.92</b>	<b>491.63</b>	<b>5,957.41</b>	<b>8,711.73</b>	<b>74.81</b>	<b>-</b>
<b>NET CARRYING AMOUNT</b>										
<b>As at March 31<sup>st</sup> 2023</b>	<b>306.19</b>	<b>1,996.21</b>	<b>5,485.99</b>	<b>247.78</b>	<b>258.72</b>	<b>145.65</b>	<b>11,965.88</b>	<b>20,406.42</b>	<b>-</b>	<b>3,636.03</b>
<b>As at March 31<sup>st</sup> 2024</b>	<b>301.31</b>	<b>1,996.21</b>	<b>5,916.78</b>	<b>205.73</b>	<b>262.39</b>	<b>236.82</b>	<b>18,451.91</b>	<b>27,371.15</b>	<b>13.79</b>	<b>152.74</b>

(a) Details of property, plant and equipment pledged against borrowings are presented in note 15 & 18

(b) Intangible assets include Computer software acquired and also assets which were internally generated by the company, as per details below:

Particulars	Intangibles-Internally generated		Intangibles-Acquired	
	CY	PY	CY	PY
Cost	73.88	73.88	14.72	-
Accumulated Depreciation	73.88	73.88	0.93	-
<b>WDV</b>	<b>-</b>	<b>-</b>	<b>13.79</b>	<b>-</b>

# Notes forming part of the Standalone Financial Statements

as at 31<sup>st</sup> March 2024

## Note - 3 PROPERTY, PLANT AND EQUIPMENT (Contd..)

### (c) Ageing Schedule for Capital Work - In - Progress :-

(₹ in Lacs)

CWIP	Amount in CWIP for a period of								Total	
	Less than 1 year		1-2 years		2-3 years		More than 3 years		CY	PY
	CY	PY	CY	PY	CY	PY	CY	PY		
- <b>Projects in progress</b>										
New Project- Cast	8.54	3,216.38	-	-	-	-	-	-	8.54	3,216.38
Polypropylene (CPP) film										
Upgradation/Extention in Existing facilities	144.20	419.65	-	-	-	-	-	-	144.20	419.65
<b>Total</b>	<b>152.74</b>	<b>3,636.03</b>	-	-	-	-	-	-	<b>152.74</b>	<b>3,636.03</b>

## NOTE - 4 LONG TERM INVESTMENTS

(₹ in Lacs)

	As at 31 <sup>st</sup> March 2024	As at 31 <sup>st</sup> March 2023
<b>1. Investment in Equity Shares</b>		
(Unquoted Equity Shares, Valued at Cost)		
<b>Investment in Uncontrolled Structured Companies</b>	299.98	299.98
(Amplus Green Power Pvt. Ltd. Representing 3.75% Equity Shares) (1719061 (PY-1719061) Eq. Shares of ₹10/- each fully paid up)		
<b>Investment in Subsidiaries</b>		
BRIGHT CHOICE VENTURES PRIVATE LIMITED (2500000 (PY-2000000) Eq. Shares of ₹10/- each fully paid up)	250.00	200.00
KANPLAS EARNING SOLUTIONS PRIVATE LTD. (750000 (PY-750000) Eq. Shares of ₹10/- each fully paid up)	75.00	75.00
KANPLAS DO BRAZIL LTDA. (640680 (PY-640680) Eq. Shares of 1 Brazilian Real each fully paid up)	53.30	96.15
<b>2. Investment in preference shares</b>		
<b>Investment in Subsidiaries</b>		
(Unquoted Preference shares, valued at cost)		
BRIGHT CHOICE VENTURES PRIVATE LIMITED (1500000 (PY-2500000) Pref. Shares of ₹10/- each fully paid up)	150.00	250.00
	<b>828.28</b>	<b>921.13</b>

## NOTE - 5 OTHER FINANCIAL ASSETS

(₹ in Lacs)

	As at 31 <sup>st</sup> March 2024	As at 31 <sup>st</sup> March 2023
<b>Other Deposits</b>		
- Stamp Duty Recoverable	29.07	29.07
- Security Deposits to Govt. & Others	270.89	270.60
	<b>299.96</b>	<b>299.67</b>



# Notes forming part of the Standalone Financial Statements

as at 31<sup>st</sup> March 2024

## NOTE - 6 OTHER NON-CURRENT ASSETS

(₹ in Lacs)

	As at 31 <sup>st</sup> March 2024	As at 31 <sup>st</sup> March 2023
<b>(i) Capital Advances</b>		
Capital Advances	22.52	578.84
<b>(ii) Advances other than capital advances</b>		
- VAT Recoverable (Taxes under protest)	5.45	5.45
- Income Tax Refund receivable	38.88	64.68
	<b>66.85</b>	<b>648.97</b>

## CURRENT ASSETS:

## NOTE - 7 INVENTORIES

(₹ in Lacs)

	As at 31 <sup>st</sup> March 2024	As at 31 <sup>st</sup> March 2023
Raw Material	3,567.22	3,431.12
Raw Material (in Transit)	636.72	31.51
Goods -in-Process	2,880.34	2,421.80
Finished Goods (including goods lying at port)	2,268.20	1,986.87
Stores & Spares/ Others	451.80	409.46
	<b>9,804.28</b>	<b>8,280.76</b>

## NOTE - 8 CURRENT INVESTMENTS

(₹ in Lacs)

Particulars	As at 31 <sup>st</sup> March 2024	As at 31 <sup>st</sup> March 2023
Investments at Fair Value Through Profit or Loss		
Investment in Mutual Funds (Cost as at 31/03/2024 -₹ 0.02 Lacs (PY-₹15.85 Lacs)	0.02	15.85
	<b>0.02</b>	<b>15.85</b>

(₹ in Lacs)

Details of Investments NAME	As at 31 <sup>st</sup> March 2024		As at 31 <sup>st</sup> March 2023	
	Units	cost	Units	cost
NIPPON INDIA ETF NIFTY 1D RATE LIQUID BEES	2,196.213	0.02	1,584.658	15.85
<b>Total</b>	<b>2,196.213</b>	<b>0.02</b>	<b>1,584.658</b>	<b>15.85</b>

## NOTE - 9 TRADE RECEIVABLES

(₹ in Lacs)

Particulars	As at 31 <sup>st</sup> March 2024	As at 31 <sup>st</sup> March 2023
Secured trade receivables- considered Good	-	-
Un-Secured trade receivables- considered good	7,471.45	4,957.99
Trade Receivables which have significant increase in credit risk	-	-
Trade Receivables - Credit impaired	-	-
	<b>7,471.45</b>	<b>4,957.99</b>

# Notes forming part of the Standalone Financial Statements

as at 31<sup>st</sup> March 2024

## NOTE - 9 TRADE RECEIVABLES (Contd..)

### Trade Receivables Ageing Schedule

(₹ in Lacs)

Particulars		Less than	6 months	1-2	2-3	More than	Total
		6 months	-1 year	years	years	3 years	
(i) Undisputed Trade Receivables - considered good	CY	7432.91	17.98	19.43	-	1.14	7,471.45
	PY	4831.41	124.53	0.86	-	1.14	4,957.99
(ii) Undisputed Trade Receivables - which have significant increase in credit risk	CY	-	-	-	-	-	-
	PY	-	-	-	-	-	-
(iii) Undisputed Trade Receivables - credit impaired	CY	-	-	-	-	-	-
	PY	-	-	-	-	-	-
(iv) Disputed Trade Receivables- considered good	CY	-	-	-	-	-	-
	PY	-	-	-	-	-	-
(v) Disputed Trade Receivables - which have significant increase in credit risk	CY	-	-	-	-	-	-
	PY	-	-	-	-	-	-
(vi) Disputed Trade Receivables - credit impaired	CY	-	-	-	-	-	-
	PY	-	-	-	-	-	-
<b>Total</b>	<b>CY</b>	<b>7432.91</b>	<b>17.98</b>	<b>19.43</b>	<b>-</b>	<b>1.14</b>	<b>7,471.45</b>
	<b>PY</b>	<b>4831.46</b>	<b>124.53</b>	<b>0.86</b>	<b>-</b>	<b>1.14</b>	<b>4,957.99</b>

## NOTE - 10 CASH AND CASH EQUIVALENTS

(₹ in Lacs)

Particulars	As at 31 <sup>st</sup> March 2024	As at 31 <sup>st</sup> March 2023
Cash in Hand	3.18	2.44
<b>Balances with Banks:</b>		
Current Accounts	138.97	51.39
	<b>142.15</b>	<b>53.83</b>

## NOTE - 11 OTHER BANK BALANCES

(₹ in Lacs)

Particulars	As at 31 <sup>st</sup> March 2024	As at 31 <sup>st</sup> March 2023
<b>Earmarked balances with banks</b>		
Unclaimed dividend balances with bank	41.63	42.20
FDRs held as Margin Money with BanksRs	89.72	177.58
	<b>131.35</b>	<b>219.78</b>

The Fixed Deposits with Banks are in the nature of margin money towards LC and BG Limits

# Notes forming part of the Standalone Financial Statements

as at 31<sup>st</sup> March 2024

## NOTE - 12 Other Current Assets :

### SHORT-TERM LOANS AND ADVANCES

(Unsecured and Considered Good)

(₹ in Lacs)

Particulars	As at	
	31 <sup>st</sup> March 2024	31 <sup>st</sup> March 2023
(a) Income Tax Refund Receivable	48.06	28.36
(b) Others loans & advances considered good		
1 Advance to Staff	40.58	52.95
2 Pre-paid Expenses	165.62	172.71
3 Advances to Suppliers & Others	73.25	103.76
4 Refundable Share Application Money	-	5.48
5 Interest Recoverable	25.34	16.17
6 Custom Duty/Electricity Duty Refundable	0.02	292.70
7 GST Recoverable		
(i) GST Refundable	-	-
(ii) ITC Receivable	797.25	483.12
8 Security deposits with Govt and Others	12.75	19.76
9 Incentives Receivable	32.89	-
	<b>1,195.76</b>	<b>1,175.01</b>

## EQUITY & LIABILITIES :

### NOTE - 13 EQUITY SHARE CAPITAL

(₹ in Lacs)

Particulars	As at	
	31 <sup>st</sup> March 2024	31 <sup>st</sup> March 2023
<b>1 Authorised Capital</b>		
300 Lakhs (PY- 300 Lakhs) Equity Shares of ₹ 10/- each	3,000.00	3,000.00
20 Lakhs (PY- 20 Lakhs) Preference Shares of ₹ 10/- each	200.00	200.00
	<b>3,200.00</b>	<b>3,200.00</b>
<b>A. Issued, Subscribed and Paid-up Capital</b>		
(i) 21466758 (Previous years 21466758) Equity Shares of ₹ 10/- each each fully paid up	2,146.68	2,146.68
(ii) Share Forfeiture Account (14081 Shares called up ₹ 10/- each and paid up ₹ 5/- each)	0.70	0.70
	<b>2,147.38</b>	<b>2,147.38</b>

#### B Terms and Rights attached to equity shares

The Company has only one class of equity shares having a par value of ₹ 10/- per share. Each holder of equity shares is entitled to one vote per share. The Company declares and pays dividend in Indian rupees only in proportion to the paid up value of the equity shares.

The dividend, if any, proposed by the Board of Directors is subject to the approval of the shareholders in the ensuing Annual General Meeting.

In the event of liquidation of the Company, the holders of equity shares will be entitled to receive remaining assets of the Company after distribution of all preferential amounts. The distribution will be in proportion to the number of equity shares held by the shareholders.

# Notes forming part of the Standalone Financial Statements

as at 31<sup>st</sup> March 2024

## NOTE - 13 EQUITY SHARE CAPITAL (Contd..)

### C Reconciliation of number of equity shares outstanding as at the beginning and end of the year:

Particulars	Number of Shares	Amount ₹ In Lakhs
<b>Outstanding as at 31<sup>st</sup> March 2022</b>	<b>2,14,66,758</b>	<b>2,146.68</b>
Add: Fresh Issue	-	-
Less: Buyback	-	-
<b>Outstanding as at 31<sup>st</sup> March 2023</b>	<b>2,14,66,758</b>	<b>2,146.68</b>
Add: Fresh Issue	-	-
Less: Buyback	-	-
<b>Outstanding as at 31<sup>st</sup> March 2024</b>	<b>2,14,66,758</b>	<b>2,146.68</b>

### D. Details of shareholders holding more than 5% shares in the Company is set out below

(representing legal and beneficial ownership):

(₹ in Lacs )

PARTICULARS	As at 31.03.2024		As at 31.03.2023	
	Number of shares held	% of holding	Number of shares held	% of holding
Mahesh Swarup Agarwal *	-	-	32,63,601	15.20%
Usha Agarwal	31,14,799	14.51%	31,14,799	14.51%
Manoj Agarwal	21,39,784	9.97%	21,39,784	9.97%
Shashank Agarwal	17,86,846	8.32%	17,86,846	8.32%
UA Private Family Trust	13,42,816	6.26%	36,900	0.17%
MSA Investments and Trading Company Private Limited	14,22,189	6.63%	14,22,189	6.63%
KSM Exports Limited	11,30,151	5.26%	11,30,151	5.26%

\* Deceased on 20.01.2024, consequently, shareholding transmitted among promoters group inter-se.

### E. Details of Promoters' share holdings in the Company is set out below

(representing legal and beneficial ownership):

(₹ in Lacs )

Shares held by promoters at the end of the year						
S. No.	Promoter name	Number of shares held		% of holding		% Change during the year
		23-24	22-23	23-24	22-23	
1	Mahesh Swarup Agarwal*	-	32,63,601	-	15.20%	-15.20%
2	Usha Agarwal	31,14,799	31,14,799	14.51%	14.51%	-
3	Manoj Agarwal	21,39,784	21,39,784	9.97%	9.97%	-
4	Shashank Agarwal	17,86,846	17,86,846	8.32%	8.32%	-
5	Manoj Agarwal HUF	-	2,00,000	-	0.93%	-0.93%
6	Manjari Agarwal	5,66,453	5,66,453	2.64%	2.64%	-
7	Kaira Agarwal	3,00,000	2,00,000	1.40%	0.93%	0.47%
8	Reyaansh Agarwal	3,00,000	2,00,000	1.40%	0.93%	0.47%
9	Shashank Agarwal HUF	1,50,200	1,50,200	0.70%	0.70%	-
10	MA Private Family Trust	10,55,708	76,153	4.92%	0.35%	4.56%
11	UA Private Family Trust	13,42,816	36,900	6.26%	0.17%	6.08%
12	Shashank Private Family Trust	10,09,303	29,748	4.70%	0.14%	4.56%

# Notes forming part of the Standalone Financial Statements

as at 31<sup>st</sup> March 2024

## NOTE - 13 EQUITY SHARE CAPITAL (Contd..)

(₹ in Lacs)

S. No.	Promoter name	Shares held by promoters at the end of the year				% Change during the year
		Number of shares held		% of holding		
		23-24	22-23	23-24	22-23	
13	MSA Investment and Trading Company Pvt Ltd	14,22,189	14,22,189	6.63%	6.63%	-
14	KSM Exports Limited	11,30,151	11,30,151	5.26%	5.26%	-
15	KPL Packaging Pvt Ltd	2,415	2,415	0.01%	0.01%	-
16	Raghusree Earning Solutions LLP	6,556	6,556	0.03%	0.03%	-
		<b>1,43,27,220</b>	<b>1,43,25,795</b>	<b>66.74%</b>	<b>66.73%</b>	<b>0.01%</b>

\* Deceased on 20.01.2024, consequently, shareholding transmitted among promoters group inter-se.

## NOTE - 14 OTHER EQUITY

(₹ in Lacs)

Particulars	As at 31 <sup>st</sup> March 2024	As at 31 <sup>st</sup> March 2023
<b>A. SECURITIES PREMIUM ACCOUNT</b>		
Balance at the beginning of the year	791.66	791.66
Add: Premium Received during the year	-	-
Less: Deduction/Transfer	-	-
<b>Balance as at the end of the year</b>	<b>791.66</b>	<b>791.66</b>
<b>B. CAPITAL REDEMPTION RESERVE</b>		
Balance at the beginning of the year	200.00	200.00
Add: Transfer from Retained Earnings	-	-
<b>Balance as at the end of the year</b>	<b>200.00</b>	<b>200.00</b>
<b>C. GENERAL RESERVE</b>		
Balance at the beginning of the year	124.34	124.34
Add: Transfer from Retained Earnings	-	-
Less: Transferred to Capital Redemption Reserve	-	-
<b>Balance as at the end of the year</b>	<b>124.34</b>	<b>124.34</b>
<b>D. RETAINED EARNINGS</b>		
Balance at the beginning of the year	14,787.42	14,640.74
Add: Net Profit/(Loss) for the Year as per the Statement of Profit & Loss	62.27	404.28
	<b>14,849.69</b>	<b>15,045.02</b>
<b>Less:</b>		
(i) Transferred To Foreign Currency Translation Reserve	-	-
(ii) Final Dividend of preceeding year paid during the Year (Amount per share 0.50 , Previous Year ₹ 2.40 / - per Equity Share)	107.33	257.60
(iii) Interim Dividend on Equity Shares paid during the Year for current year (Amount per share ₹ NIL , Previous Year ₹ NIL )	-	-
	<b>107.33</b>	<b>257.60</b>
<b>Balance as at the end of the Year</b>	<b>14,742.36</b>	<b>14,787.42</b>
	<b>15,858.36</b>	<b>15,903.42</b>

**Note:** Nature and purpose of the above reserves is described under "STANDALONE STATEMENT OF CHANGES IN EQUITY"

# Notes forming part of the Standalone Financial Statements

as at 31<sup>st</sup> March 2024

## NOTE - 15 Long Term Borrowings :

(₹ in Lacs)

Particulars	As at 31 <sup>st</sup> March 2024	As at 31 <sup>st</sup> March 2023
Term Loans from banks (Secured)	8,449.41	7,292.59
Vehicle Finance under Hire purchase	-	3.07
	<b>8,449.41</b>	<b>7,295.66</b>

**15.1** Term Loans from State Bank Of India in INR, Balance Outstanding is ₹ 6081.09 Lakhs, (Previous Year ₹ 4367.30 Lakhs).

**15.2** Term Loans from HDFC Bank Ltd. INR, Balance Outstanding is ₹ 686.94 Lakhs, (Previous Year ₹ 1744.47 lakhs)

**15.3** Term Loans from AXIS Bank Ltd. INR, Balance Outstanding is ₹ 3777.05 Lakhs, (Previous Year ₹ 2767.91 lakhs)

**15.4** The above Term Loans are secured by the assets created through the respective loans, including immovable assets of the company situated at Fatehpur Roshnai, Dist Akbarpur, Gajner Road; at D-19 and D-20, Site I Panki Industrial Area, Kanpur and at A1-A2, Site 5 (Udyog Kunj), Panki Industrial Area, Kanpur

**15.5** Vehicle Financed from HDFC Bank Ltd. INR, Balance Outstanding is ₹ 3.08 Lakhs, (Previous Year ₹ 10.03 lakhs)

**15.6** The above Term Loans have been guaranteed (Personal) by Chairman Cum Managing Director and Deputy Managing Director.

**15.7** Vehicle Finance under Hire purchase is Secured by Hypothecation of Vehicles of the company and are repayable over a period of 5 Years.

The installments due in the succeeding twelve months in respect of the above loans have been classified under Current Liabilities in Note No.18, as 'Current Maturities of Debts'.

## NOTE - 16 Employee Benefit Obligation

(₹ in Lacs)

Particulars	As at 31 <sup>st</sup> March 2024	As at 31 <sup>st</sup> March 2023
Provisions for Employee Benefit Obligations *	817.58	766.79
	<b>817.58</b>	<b>766.79</b>

\* Refer Note36

## NOTE - 17 Deffered Tax Liability (Net)

(₹ in Lacs)

Particulars	As at 31 <sup>st</sup> March 2024	As at 31 <sup>st</sup> March 2023
<b>1 Deferred Tax Liabilities are attributable to:</b>		
Depreciation and amortisation	2,453.45	2,148.69
<b>2 Deferred Tax Assets are attributable to:</b>		
Employee benefits	(289.71)	(269.41)
Deferred income-Capital Subsidy	(252.84)	(138.97)
Business Loss	(177.10)	-
	<b>1,733.80</b>	<b>1,740.31</b>

# Notes forming part of the Standalone Financial Statements

as at 31<sup>st</sup> March 2024

## NOTE - 17 Deffered Tax Liability (Net) (Contd..)

Reconciliation of tax expense and accounting profit multiplies by the domestic tax rate for 31 March 2024 and 31 March 2023

(₹ in Lacs)

Particulars	For the Year Ended	
	31 <sup>st</sup> March 2024	31 <sup>st</sup> March 2023
Accounting profit before Income Tax	138.18	257.02
Applicable Tax Rate	25.17%	25.17%
<b>Computed Tax Expense</b>	34.78	64.69
Adjustment in respect of current income tax of previous years	-	16.31
Impact of change in tax rate for calculation of DTA/DTL	26.10	(263.95)
Utilisation of unrecognised unabsorbed depreciation/carried forward losses/MAT credit	-	16.30
Effect of Non deductible adjustments for tax purposes	15.03	19.39
Income Tax at effective tax rate	75.91	(147.26)

## NOTE - 17A Other Non Current Liabilities

(₹ in Lacs)

Particulars	As at	As at
	31 <sup>st</sup> March 2024	31 <sup>st</sup> March 2023
Deferred Income- Subsidy against Capital Investment	1,004.60	552.15
	<b>1,004.60</b>	<b>552.15</b>

### Current Liabilities :

### Financial Liabilities

## NOTE - 18 Borrowings from Bank

(₹ in Lacs)

Particulars	As at	As at
	31 <sup>st</sup> March 2024	31 <sup>st</sup> March 2023
1 Working Capital Loans in INR (Refer to Notes 18.1 to 18.6 below)	11,863.20	7,673.61
<b>Current Maturities of:</b>		
1 Long Term Debt	2,095.66	1,587.10
2 Finance Lease Obligations on Vehicle	3.08	6.95
	<b>13,961.94</b>	<b>9,267.66</b>

**18.1** It includes Bill Purchase Account of ₹ 1883.56 Lacs. (Previous Year ₹ 1282.55 Lacs)

**18.2** Working Capital Loans from State Bank of India in INR in Cash Credit (Hypo) , Export Packing Credit & Cash Credit(Book Debts) , SBI COVID Loan , Balance Outstanding (₹in Lacs) 8786.50 (previous year (₹in Lacs) 5288.25).

**18.3** Working Capital Loans from HDFC Bank Limited in INR in Cash Credit (Hypo) , Export Packing Credit, Balance Outstanding (₹in Lacs) ₹ 398.86 ( previous year (₹in Lacs) ₹ 397.84).

**18.4** Working Capital Loans from AXIS Bank Limited in INR in Cash Credit (Hypo) , Export Packing Credit, Balance Outstanding (₹in Lacs) ₹286.82 ( previous year (₹in Lacs) ₹105.00).

**18.4** Working Capital Loans in INR from State Bank of India in Cash Credit Limits under E-DFS Scheme , Balance Outstanding of (₹ in Lacs) 507.46 ( previous year (₹ in Lacs) 599.98) Consignment Stockist (IOCL) Division.

**18.5** The working capital limits (total sanctioned limit - ₹ 130 Cr.) is under a consortium arrangement, with State Bank of India being the lead bank. The loans are secured by hypothecation of stocks of Raw Materials, Goods in Process, Finished Goods, Spares, Book Debts, Export Documents etc.. The immovable properties of the company are held as collateral security by the Consortium.

**18.6** The above Working Capital Loans have been guaranteed (Personal) by Chairman Cum Managing Director and Deputy Managing Director.

# Notes forming part of the Standalone Financial Statements

as at 31<sup>st</sup> March 2024

## NOTE - 19 TRADE PAYABLES

(₹ in Lacs)

Particulars	As at 31 <sup>st</sup> March 2024	As at 31 <sup>st</sup> March 2023
1 Trade Payable for purchase of Raw Material & Store, Spares (Refer Note 19.1 Below)	1,111.88	939.97
2 Trade Payable for Services Received	663.82	494.00
	<b>1,775.70</b>	<b>1,433.97</b>
As regards the disclosure requirements under the Micro, Small & Medium Enterprises Development Act, 2006, and Schedule III of the Companies Act, 2013, it may be mentioned that the company had called for information and details from its 'Suppliers' regarding their registration status and classification under the Act as Medium, Small or Micro enterprises. Based on the information received upto the date of these Financial Statements, the Trade Payables are classified as under:		
Amount due to Suppliers being Micro and Small Enterprises	85.03	96.14
Amount due to Others	1,690.67	1,337.83
	<b>1,775.70</b>	<b>1,433.97</b>

19.1 (Including ₹ in Lacs) 596.84 (Previous Year ₹ 342.93 in Lacs) of Consignment Stockist (IOCL) Division.

### Trade Payable Ageing Schedule

(₹ in Lacs)

Particulars		Outstanding for following periods from the due date of the transaction				
		Less than 1 Year	1-2 years	2-3 years	More than 3 years	Total
(i) MSME	CY	85.03	-	-	-	85.03
	PY	96.14	-	-	-	96.14
(ii) Others	CY	1690.67	-	-	-	1,690.67
	PY	1330.75	6.04	1.04	-	1,337.83
(iii) Disputed dues - MSME	CY	-	-	-	-	-
	PY	-	-	-	-	-
(iv) Disputed dues - Others	CY	-	-	-	-	-
	PY	-	-	-	-	-
<b>Total</b>	<b>CY</b>	<b>1775.70</b>	<b>-</b>	<b>-</b>	<b>-</b>	<b>1,775.70</b>
	<b>PY</b>	<b>1426.89</b>	<b>6.04</b>	<b>1.04</b>	<b>-</b>	<b>1,433.97</b>

### MSME details as per PARA 6FA DIVISION II SCHEDULE III

(₹ in Lacs)

Particulars	Principal Amount outstanding to 'Suppliers' as at the year end	Interest Due on outstanding balances of 'Suppliers'	Interest Paid during the year to "Suppliers"	Interest due/payable for period of delay in payments to "Suppliers"	Interest accrued and remaining unpaid at year end	Total
CY	85.03	-	-	-	-	-
PY	96.05	-	-	-	-	-

### NOTE - 19A Financial Liabilities

(₹ in Lacs)

Particulars	As at 31 <sup>st</sup> March 2024	As at 31 <sup>st</sup> March 2023
1 Unpaid Dividend	41.63	42.20
2 Unpaid salary & wages	257.83	259.45
3 Payables in respect of Capital Goods	14.50	257.73
4 Outstanding Liabilities	440.33	347.37
	<b>754.29</b>	<b>906.75</b>



# Notes forming part of the Standalone Financial Statements

as at 31<sup>st</sup> March 2024

## NOTE - 20 Provisions

(₹ in Lacs)

Particulars	As at 31 <sup>st</sup> March 2024	As at 31 <sup>st</sup> March 2023
Provision for Quality Claim	9.83	26.66
	<b>9.83</b>	<b>26.66</b>

## NOTE - 20A

(₹ in Lacs)

Particulars	As at 31 <sup>st</sup> March 2024	As at 31 <sup>st</sup> March 2023
Employee Benefits (Leave Wages/Bonus/Gratuity)	561.99	544.98
	<b>561.99</b>	<b>544.98</b>

## NOTE - 21 OTHER CURRENT LIABILITIES

(₹ in Lacs)

Particulars	As at 31 <sup>st</sup> March 2024	As at 31 <sup>st</sup> March 2023
1 TDS Payable	44.38	33.58
2 Security Deposits	1.50	-
3 Advances From Customers & Others	415.49	125.33
	<b>461.37</b>	<b>158.91</b>

## NOTE - 22 REVENUE FROM OPERATIONS

(₹ in Lacs)

Particulars	For the Year ended 2023-2024	For the Year ended 2022-2023
<b>(I) Sale of Products</b>		
(i) Plastic Products (Indigenous)	13,138.37	12,228.21
(ii) Plastic Products (Export)	36,335.09	34,656.61
(iii) By-Products	755.18	971.47
	<b>50,228.64</b>	<b>47,856.29</b>
<b>(II) Sale - Trading of Stock -in-Trade</b>		
(i) Plastic Granules/ Others	615.88	1,559.04
(ii) Merchant Exports	-	-
	<b>615.88</b>	<b>1,559.04</b>
<b>(III) Other Operating Revenue</b>		
(i) Commission received (on Consignment Stock sales IOCL)	105.79	88.11
(ii) Sale of scrap	167.15	129.05
	<b>272.94</b>	<b>217.16</b>
<b>Total Revenue From Operations (I+II+III)</b>	<b>51,117.46</b>	<b>49,632.49</b>
Less : Goods & Service Tax	1,844.88	1,947.06
	<b>49,272.58</b>	<b>47,685.43</b>

# Notes forming part of the Standalone Financial Statements

as at 31<sup>st</sup> March 2024

## NOTE - 23 OTHER INCOME

(₹ in Lacs)

Particulars	For the Year ended 2023-2024	For the Year ended 2022-2023
(i) Miscellaneous income	75.04	29.57
(ii) Interest Received	147.86	110.48
(iii) Net Gain on Foreign Exchange Fluctuation	622.49	293.83
(iv) Profit on Sale of Investment	2.41	0.26
(v) Government Grants*	289.74	4.38
(vi) Gain on revaluation of Investments	0.57	0.61
	<b>1,138.11</b>	<b>439.13</b>

\* Details as per Note 38

## NOTE - 24 COST OF THE MATERIALS CONSUMED

(₹ in Lacs)

Particulars	For the Year ended 2023-2024	For the Year ended 2022-2023
<b>Opening Stock :</b>		
Raw Materials	3,431.12	5,081.62
Add : Purchases	30,799.25	25,093.29
Less : Closing Stock	3,567.21	3,431.12
<b>Materials Consumed</b>	<b>30,663.16</b>	<b>26,743.79</b>

## NOTE - 25 PURCHASE OF STOCK IN TRADE

(₹ in Lacs)

Particulars	For the Year ended 2023-2024	For the Year ended 2022-2023
Purchase of Plastic Granules / Others	602.41	1,517.53
	<b>602.41</b>	<b>1,517.53</b>

## NOTE - 26 CHANGES IN INVENTORIES

(₹ in Lacs)

Particulars	For the Year ended 2023-2024	For the Year ended 2022-2023
Opening Stock :		
Goods in Process	2,421.80	2,964.68
Finished Goods	1,986.87	2,887.18
Less : Closing Stock		
Goods in Process	2,880.34	2,421.80
Finished Goods (Includes Goods in Transit)	2,268.20	1,986.87
<b>(Increase) Decrease in Stock</b>	<b>(739.87)</b>	<b>1,443.19</b>

# Notes forming part of the Standalone Financial Statements

as at 31<sup>st</sup> March 2024

## NOTE - 27 EMPLOYEE BENEFITS EXPENSES

(₹ in Lacs)

Particulars	For the Year ended 2023-2024	For the Year ended 2022-2023
Salaries, Wages, Bonus & Others	3,494.52	3,489.72
Contribution to Provident and other Funds	247.83	225.37
Security and contractors Salary	1,497.39	1,156.79
Staff welfare expenses	462.12	458.70
Directors' Remuneration	225.23	196.41
	<b>5,927.09</b>	<b>5,526.99</b>

## NOTE - 28 OTHER EXPENSES

(₹ in Lacs)

Particulars	For the Year ended 2023-2024	For the Year ended 2022-2023
Stores and Spares Consumed	1,023.92	991.18
Power and Fuel	2,538.63	1,786.06
Other Direct Expenses	2,808.51	2,542.93
Repairs and Maintenance		
- Building'	126.48	67.68
- Plant and Machinery	94.18	82.89
- Others	71.97	59.03
Advertisement and Publicity	6.20	4.32
Traveling and Conveyance		
- Directors' Traveling including Foreign Travel	54.55	58.11
- Sales Staff	72.49	57.83
- Other	37.91	30.90
Transportation Expenses	242.75	241.19
Selling and Promotional Expenses	144.08	82.39
Freight and Forwarding	2,602.79	3,136.70
Claims and Discount	83.41	67.89
Bad Trade Receivables/Advances Written Off	22.81	14.88
Legal and Professional	286.42	235.24
Meeting, Recruitment & Training Expenses	25.22	24.84
Printing and Stationery/ Books and Periodicals	36.09	40.98
Vehicle Maintenance	55.96	53.28
Rent	39.25	35.04
Rates and taxes	54.10	30.46
Corporate Social Responsibility	32.65	43.63
Communication Expenses	75.71	70.93
Auditors' Remuneration		
- Audit Fees	7.00	7.00
- Tax Audit Fees	1.00	1.00
Subscription and Memberships	18.53	13.64
Insurance Expenses	260.95	278.74
Directors' Sitting Fees	9.28	9.75
Miscellaneous Expenses	14.40	6.83
Loss on disposal of Fixed Assets	(0.30)	202.98
	<b>10,846.94</b>	<b>10,278.32</b>

# Notes forming part of the Standalone Financial Statements

as at 31<sup>st</sup> March 2024

## NOTE - 29 FINANCE COSTS

(₹ in Lacs)

Particulars	For the Year ended 2023-2024	For the Year ended 2022-2023
Interest to Bank & others	1,578.57	1,095.84
Bank Charges	102.18	126.12
	<b>1,680.75</b>	<b>1,221.96</b>

## NOTE - 30 DIVIDEND

The Company recognizes a liability to make payment of dividend to owners of equity when the distribution is authorized and is no longer at the discretion of the Company and is declared by the shareholders. A corresponding amount is recognised directly in equity.

The dividends paid in the years reported in these financial statements are duly disclosed in the Statement of changes in Equity of the year in which payment has been made, irrespective of the year in which the same were proposed.

Dividends paid during the year ended March 31, 2024 include an amount of ₹ 0.50 per equity share towards final dividend for the year ended March 31, 2023.

Dividends declared by the Company are based on the profit available for distribution. The Board of Directors of the Company have not proposed any dividend in respect of the year ended March 31, 2024.

## NOTE - 31 SEGMENT REPORTING

The segment reporting of the Company has been prepared in accordance with Ind AS-108, "Operating Segment" (specified under section 133 of the Companies Act, 2013, read with Rule 7 of Companies (Accounts) Rules, 2015). For management purposes, the company is organized into business segment based on its products and services and has three reportable segments as follows:

### a) Operating Segments

Plastic Division	:	Domestic and Export sale of manufactured and traded plastic products
Consignment Stockiest	:	Consignment Stockiest for Indian Oil Corporation Ltd.
Solar Power Division	:	Generation and supply of power. The same is consumed by the company in its manufacturing operations.
CPP Division	:	Domestic and Export sale of manufactured Cast polypropylene Films (CPP)

### b) Summary of Segmental Information

Particulars	Plastic Division		Consignment Stockiest		Solar Power Division		CPP Division		Total Operations	
	31.03.2024	31.03.2023	31.03.2024	31.03.2023	31.03.2024	31.03.2023	31.03.2024	31.03.2023	31.03.2024	31.03.2023
1. Segment Revenue	47,153.88	47,597.32	105.79	88.11	3.52	20.30	2,012.91	-	49,276.10	47,705.73
Less: Inter Segment Revenue										
<b>Net Sales/Income from Operations</b>	<b>47,153.88</b>	<b>47,597.32</b>	<b>105.79</b>	<b>88.11</b>	<b>3.52</b>	<b>20.30</b>	<b>2,012.91</b>	<b>-</b>	<b>49,276.10</b>	<b>47,705.73</b>
2. Other Revenue	1,004.26	552.23	120.66	90.65	-	(203.75)	13.19		1,138.11	439.13
<b>Total Income</b>	<b>48,158.14</b>	<b>48,149.55</b>	<b>226.45</b>	<b>178.76</b>	<b>3.52</b>	<b>(183.44)</b>	<b>2,026.10</b>	<b>-</b>	<b>50,414.21</b>	<b>48,144.86</b>
3. Segment Results (Profit Before Tax and Interest)	1,891.35	1,549.82	183.96	124.50	(0.27)	(187.12)	(291.64)		1,783.40	1,487.20
Less: Unallocated Interest Finance Charges	1,292.27	1,182.12	47.35	39.84	-	-	341.13		1,680.75	1,221.96
<b>Total Profit before tax</b>	<b>599.08</b>	<b>367.70</b>	<b>136.61</b>	<b>84.66</b>	<b>(0.27)</b>	<b>(187.12)</b>	<b>(632.77)</b>	<b>-</b>	<b>102.65</b>	<b>265.24</b>
3. Capital Employed (Segment Assets - Segment Liabilities)	18,236.45	17,661.69	389.43	358.40	29.32	30.71	(649.46)		18,005.74	18,050.80
5. Segment Assets	36,737.65	40,712.96	-	-	30.29	31.68	10,768.31		47,536.25	40,744.64
6. Depreciation	1,143.28	1,122.41	-	-	5.13	5.13	136.30		1,284.71	1,127.54

# Notes forming part of the Standalone Financial Statements

as at 31<sup>st</sup> March 2024

## NOTE - 31 SEGMENT REPORTING (Contd..)

- c) The assets and liabilities as mentioned in the Balance Sheet include the following amounts as related to Consignment Stockiest Division of the Company

(₹ in Lacs)

Particulars	2023-24	2022-23
i. Trade Receivables	1,458.92	1,283.14
ii. Cash & Bank Balances	0.46	0.33
iii. Short Term Loans & Advances	19.55	8.19
iv. Net Inter Branch Balances	389.43	358.40
v. Trade Payable	596.84	342.91
vi. Other Current Liabilities	-	-
Vii. Short Term Borrowings	492.66	590.35

- d) The assets and liabilities as mentioned in the Balance Sheet include the following amounts as related to Solar Power Division of the Company

(₹ in Lacs)

Particulars	2023-24	2022-23
I. Property, Plant And Equipment	30.29	31.68
ii. Trade Receivables	-	-
iii. Cash & Bank Balances	-	-
iv. Other Current Assets	0.22	0.22
v. Net Inter Branch Balances	29.32	30.71
vi. Trade Payable	0.87	0.87
vii. Other Current Liabilities	0.32	0.32
viii. Long Term Borrowings	-	-

- e) The assets and liabilities as mentioned in the Balance Sheet include the following amounts as related to CPP Division of the Company

(₹ in Lacs)

Particulars	2023-24	2022-23
I. Property, Plant And Equipment	9,009.20	-
ii. Trade Receivables	266.50	-
iii. Cash & Bank Balances	3.22	-
iv. Other Current Assets	1,531.11	-
v. Net Inter Branch Balances	(649.46)	-
vi. Trade Payable	-	-
vii. Other Current Liabilities	5,458.96	-
viii. Long Term Borrowings	6,000.53	-

# Notes forming part of the Standalone Financial Statements

as at 31<sup>st</sup> March 2024

## NOTE - 32 EARNING PER SHARE

Earning per Share (EPS) is computed in accordance with Ind-AS - 33- "Earning Per share" (specified under section 133 of the Companies Act, 2013, read with Rule 7 of Companies (Accounts) Rules, 2015).

(₹ in Lacs)

Particulars	As at 31.03.2024	As at 31.03.2023
<b>Basic Earning Per Share</b>		
<b>Numerator of EPS</b>		
Net Profit after Tax	35.68	411.13
<b>Denominator of EPS</b>		
Weighted Average Number of equity share of ₹ 10/- each **	21466758	21466758
<b>Basic Earnings per share</b>	<b>0.17</b>	<b>1.92</b>
<b>Diluted Earning Per Share</b>		
<b>Numerator of EPS</b>		
Net Profit after Tax	35.68	411.13
Add/Less: Adjustments	-	-
<b>Total</b>	<b>35.68</b>	<b>411.13</b>
<b>Denominator of EPS</b>		
Weighted Average Number of equity share of ₹ 10/- each	21466758	21466758
<b>Diluted Earning per Share</b>	<b>0.17</b>	<b>1.92</b>

\*\* The number of partly paid up shares outstanding during the preceding year has been adjusted for the paid up value for the relevant period.

\*\* The Weighted average number of shares have been worked out on the basis of number of days for which the same were outstanding during the preceding year.

\*\* The shares forfeited by the company have been considered upto the date of forfeiture.

## NOTE - 33 CONTINGENT LIABILITIES

(₹ In Lacs)

Particulars	2023-2024 (₹ In Lacs)	2022-2023 (₹ In Lacs)
Counter Guarantees given to Bank for issue of performance guarantees by Bank.	569.40	561.87
Legal Undertakings submitted to DGFT under duty exemption Scheme for duty free import of raw materials (to the extent of obligations upto the reporting date)	91.08	454.83
Labour cases pending with Labour Courts / High Court	10.00	12.00
IGST payable in respect of pending litigations	5.96	-

# Notes forming part of the Standalone Financial Statements

as at 31<sup>st</sup> March 2024

## NOTE - 34 RELATED PARTY DISCLOSURES

### L. Disclosure of transactions with related parties as required by IND Accounting Standard 24

(As identified by the management)

The company's related party transactions during the year and outstanding balances as on 31.03.2024 are as under:

#### Disclosures related to Key Managerial Person(s) of Entity/Parent Entity:

(₹ In Lacs)

NAME	RELATIONSHIP	NATURE OF TRANSACTIONS	AMOUNT OF TRANSACTIONS (2023-24)	AMOUNT OF TRANSACTIONS (2022-23)
Manoj Agarwal	Chairman Cum Managing Director	Remuneration	98.06	81.30
Shashank Agarwal	Deputy Managing Director	Remuneration	75.73	68.34
Sunil Mehta	Executive Director	Remuneration	66.72	61.00
Usha Agarwal	Non Executive Director	Rent	3.12	7.20
Usha Agarwal	Non Executive Director	Sitting Fee	1.00	1.00
P.S. Khamesra	Independent Director	Sitting Fee	2.05	1.03
Subodh Kumar	Independent Director	Sitting Fee	0.60	1.05
Ram Gopal Bagla	Independent Director	Sitting Fee	-	0.25
Akshay Kumar Gupta	Independent Director	Sitting Fee	2.15	0.95
Dharam Bir Prasad	Independent Director	Sitting Fee	2.08	1.00
Rajesh Chawla	Independent Director	Sitting Fee	1.47	0.00
Vishal Jain	Chief Financial Officer	Remuneration	39.64	35.62
Ankur Srivastava	Company Secretary	Remuneration	18.95	16.83

#### Disclosures related to Entity(s) which are controlled/significant influenced by Director(s)/KMP(s) of Reporting Enterprise:

(₹ In Lacs)

NAME	NATURE OF TRANSACTIONS	AMOUNT OF TRANSACTIONS (2023-24)	AMOUNT OF TRANSACTIONS (2022-23)
Kanplas Do Brazil Ltda	Sales	236.33	72.06
Valex Ventures Limited	Sales	376.67	332.28
KSM Exports Limited	Rent Paid	19.20	21.60
KSM Exports Limited	Rent Received	-	0.24
MSA Investment And Trading Company Pvt Ltd	Rent Paid	-	4.25
MSA Investment And Trading Company Pvt Ltd	Rent Received	-	0.24
MSA Investment And Trading Company Pvt Ltd	Land Purchased	-	43.36
KPL Packaging Pvt Ltd	Rent Paid	5.52	5.52
KPL Packaging Pvt Ltd	Rent Received	0.00	0.12

#### Disclosures of Subsidiary Companies

(₹ In Lacs)

NAME	RELATIONSHIP	NATURE OF TRANSACTIONS	AMOUNT OF TRANSACTIONS (2023-24)	AMOUNT OF TRANSACTIONS (2022-23)
Bright Choice Ventures Private Limited	Wholly Owned Subsidiary	Sale of Convertible Preference Shares	100.0	-
Bright Choice Ventures Private Limited	Wholly Owned Subsidiary	Purchase of Convertible Preference Shares	-	10.00
Kanplas Earning Solutions Private Limited	Wholly Owned Subsidiary	Sale of Equity Shares	50.00	-

# Notes forming part of the Standalone Financial Statements

as at 31<sup>st</sup> March 2024

## NOTE - 34 RELATED PARTY DISCLOSURES (Contd..)

(₹ In Lacs)

NAME	RELATIONSHIP	NATURE OF TRANSACTIONS	AMOUNT OF TRANSACTIONS (2023-24)	AMOUNT OF TRANSACTIONS (2022-23)
Kanplas Earning Solutions Private Limited	Wholly Owned Subsidiary	Purchase of Equity Shares	-	50.00
Kanplas Do Brasil Ltda	Wholly Owned Foreign Subsidiary	Equity Shares	-	96.15
		Refundable Share Application Money	-	5.48
		SALES	236.3	72.06

## Disclosures of Relatives of Directors

(₹ in Lacs)

NAME	RELATIONSHIP	NATURE OF TRANSACTIONS	AMOUNT OF TRANSACTIONS (2023-24)	AMOUNT OF TRANSACTIONS (2022-23)
Mahesh Swarup Agarwal (upto 20.01.2024)	Relative of Director	OTHERS SERVICES	13.50	18.00
Manjari Agarwal	Relative of Director	OTHERS SERVICES	-	3.00

## Details of Transactions Nature

(₹ in Lacs)

TRANSACTIONS	KEY MANAGERIAL PERSONNEL	SUBSIDIARY COMPANY / ASSOCIATE COMPANY / ENTITIES CONTROLLED BY DIRECTOR(S)		Relatives of Directors		
		April - March 2023	April - March 2024	April - March 2023	April - March 2024	April - March 2023
Remuneration/Others Services	299.10	263.10	-	-	13.5	21.00
Directors' Sitting Fees	5.36	9.28	-	-	-	-
Rent Paid	3.12	7.20	24.72	31.37	-	-
Rent Received	-	-	-	0.60	-	-
Sales Made By Company	-	-	613.00	404.33	-	-
Inter Company Deposit To Subsidiary	-	-	-	-	-	-
Share Capital Of Subsidiary Company	-	-	150.00	156.15	-	-
Refundable Share Application Money From Subsidiary Company	-	-	-	5.48	-	-
Land Purchased	-	-	-	43.36	-	-
<b>Outstanding Balances</b>						
Kanplas Do Brazil (Trade Receivable)	-	-	236.33	72.06	-	-
Kanplas Do Brazil (Share Application Money Receivable)	-	-	-	5.48	-	-
Valex Ventures Limited (Trade Receivable)	-	-	149.58	75.71	-	-



# Notes forming part of the Standalone Financial Statements

as at 31<sup>st</sup> March 2024

## NOTE - 35 CORPORATE SOCIAL RESPONSIBILITY EXPENSES

Pursuant to the requirement of Section 135 of the Companies Act, 2013, CSR committee has been formed by the Company. The primary function of the CSR Committee is to assist the Board of Directors in formulating a CSR Policy and review the implementation and progress of the same from time to time. The CSR Policy focuses on providing medical facilities to the under-privileged and also development and improvement of community areas designated by the Local authorities. The aim is to better the standards of living for the community as a whole.

During the financial year ended 31<sup>st</sup> March, 2024 the company did not fulfil the monetary thresh-holds as spcified u/s 135 of the Companies Act, 2013 and thus did not have any obligation as reagrds CSR spending. However the company continues to comply with the requirements on voluntary basis.

Particulars	2023-2024 (₹ In Lacs)	2022-2023 (₹ In Lacs)
Amount required to be spent by the company during the year	0	41.8
Amount of expenditure incurred on:		
- Construction / acquisition of any asset		
- On purposes other than above	32.65	43.63
Shortfall at the end of the year	-32.65	-1.83
Total of previous years shortfall		
Reasons for shortfall	N.A	N.A
Nature of CSR activities:		
Development of community park, contribution towards medical facilities and infrastructure including COVID-19 relief, free check up camps, charity clinic etc.		

## NOTE - 36 EMPLOYEE BENEFITS- DEFINED BENEFIT PLANS

### (a) Reconciliation of opening and closing balances of Defined Benefit Obligation

(₹ in Lacs )

Particulars	Year ended Mar 31, 2024	Year ended Mar 31, 2023
Present value of defined benefit obligation at the beginning of the year	879.22	782.88
Obligation assumed on acquisition of business	0.00	0.00
Interest expense	64.27	57.23
Current Service Cost	101.23	100.08
Benefit paid	(59.16)	(69.19)
Remeasurement of (gain)/loss recognised in other comprehensive income	(35.53)	8.22
Acturial changes arising from changes in financial assumptions	0.00	0.00
Acturial changes arising from changes in experience adjustments	0.00	0.00
<b>Defined Benefit Obligation at year end</b>	<b>950.03</b>	<b>879.22</b>

(₹ in Lacs )

Current/Non current Bifurcation	Year ended Mar 31, 2024	Year ended Mar 31, 2023
a.) Current Liability	132.45	112.42
b.) Non Current Liability	817.58	766.78
<b>Net Liability</b>	<b>950.03</b>	<b>879.20</b>

# Notes forming part of the Standalone Financial Statements

as at 31<sup>st</sup> March 2024

## NOTE - 36 EMPLOYEE BENEFITS- DEFINED BENEFIT PLANS (Contd..)

### (b) Net Defined Benefit asset/ (liability) recognised in the balance sheet

(₹ in Lacs)

Particulars	Year ended Mar 31, 2024	Year ended Mar 31, 2023
Fair value of plan assets	-	-
Present Value of Defined Benefit Obligation	950.03	879.22
<b>Amount recognised in balance sheet - Asset/(liability)</b>	<b>(950.03)</b>	<b>(879.22)</b>

### (c) Net defined benefit expense (recognised in the Statement of Profit or loss for the year)

(₹ in Lacs)

Particulars	Year ended Mar 31, 2024	Year ended Mar 31, 2023
Current Service Cost	101.23	100.08
Net Interest Cost	64.27	57.23
<b>Net defined benefit expense debited to statement of profit and loss for the year</b>	<b>165.50</b>	<b>157.30</b>

### (d) Remeasurement (gain)/loss recognised in other comprehensive income

(₹ in Lacs)

Particulars	Year ended Mar 31, 2024	Year ended Mar 31, 2023
Actuarial changes arising from demographic assumptions	-	-
Actuarial changes arising from financial assumptions	(39.76)	133.23
Actuarial changes arising from changes in experience adjustments	4.23	(125.01)
Return on plan assets excluding interest income	-	-
<b>Recognised in other comprehensive income - (Gain)/ Loss</b>	<b>(35.53)</b>	<b>8.22</b>

€ Major categories of plan assets- The company does not have any plan assets.

## NOTE - 37 DISCLOSURES UNDER IND-AS-23-BORROWING COSTS

The company has identified its CPP Project as a "Qualifying Asset" in terms of Ind-AS-23 for capitalisation of borrowing costs. The disclosures as required in terms of Ind-AS 23 are as under:

(₹ in Lacs)

Particulars	Year ended Mar 31, 2024	Year ended Mar 31, 2023
Capitalisation rate in respect of general borrowing	1.65%	7.88%
The amount of borrowing costs capitalised during the year	199.42	144.35

## Notes forming part of the Standalone Financial Statements

as at 31<sup>st</sup> March 2024

### NOTE NO.38 GOVERNMENT GRANTS

The details of Government Grants recognised in these Financial Statements are as under:

The company received total subsidy of ₹589.38 Lakhs and ₹122.09 Lakhs during the year.

The Subsidy received is in respect of the investment and expansion made by the company in setting up of its factory unit at Gajner Road, Kanpur Dehat.

#### CURRENT YEAR

Subsidy Type	Amount	Treatment in Financials
Capital Subsidy- under the U.P. Textile Policy	480.57	Credited to deferred Income in BS to be W/off in 264 Months
Interest Subsidy- Under U.P. Textile Policy	127.04	Credited to Statement of Profit & Loss. The amounts are reflected under Other Income , Note No.23
Interest Subsidy- Under U.P. Textile Policy	122.09	
Sale of DFIA Licence	12.5	
Transfer from capital subsidy redemption reserve	28.11	

#### PREVIOUS YEAR

Subsidy Type	Amount	Treatment in Financials
Capital Subsidy- under the U.P. Textile Policy	556.53	Credited to deferred Income in BS to be W/off in 254 Months
Interest Subsidy- Under U.P. Textile Policy	120.79	Credited to the Statement of Profit and loss, as a deduction from finance costs.
Transfer from capital subsidy redemption reserve	4.38	Credited to Statement of Profit & Loss. The amounts are reflected under Other Income , Note No.23

**Note:** There are no unfulfilled conditions/other contingencies Vis-a-Vis the above government grants.

### NOTE - 39

Company has not defaulted on any loans and has not been declared wilful defaulter by any bank or financial institution or other lender.

### NOTE - 40

Relationship with Struck off Companies- The company did not undertake any transactions with companies struck off under section 248 of the Companies Act, 2013 or section 560 of the Companies Act 1956.

### NOTE - 41

Registration of charges or satisfaction with Registrar of Companies- All charges or satisfaction have been registered with Registrar of Companies.

# Notes forming part of the Standalone Financial Statements

as at 31<sup>st</sup> March 2024

## NOTE - 42

The company has not advanced or loaned or invested funds (either borrowed funds or share premium or any other sources or kind of funds) to any other person or entity, including foreign entities (Intermediaries) with the understanding (whether recorded in writing or otherwise) that the Intermediary shall:

- (i) directly or indirectly lend or invest in other persons or entities identified in any manner whatsoever by or on behalf of the company (Ultimate Beneficiaries) or
- (ii) provide any guarantee, security or the like to or on behalf of the Ultimate Beneficiaries;

## NOTE - 43

The company has not received any fund from any person(s) or entity(ies), including foreign entities (Funding Party) with the understanding (whether recorded in writing or otherwise) that the company shall:

- (i) directly or indirectly lend or invest in other persons or entities identified in any manner whatsoever by or on behalf of the Funding Party (Ultimate Beneficiaries) or
- (ii) provide any guarantee, security or the like on behalf of the Ultimate Beneficiaries

## NOTE - 44

There are no “discontinuing operations” during the current reporting period by the Company.

## NOTE - 45

The title deeds of all the immovable properties (except leasehold properties) are in the name of the Company.

## NOTE - 46

The Company does not hold any Benami property and no proceedings have been initiated or are pending against the Company for holding any benami property under the Benami Transactions (Prohibition) Act, 1988 (45 of 1988) and rules made thereunder.

## NOTE - 47

The Company has complied with the number of layers prescribed under clause (87) of section 2 of the Act read with Companies (Restriction on number of Layers) Rules, 2017.

## NOTE - 48

The company has not made surrender or disclosure of any additional income in the course of tax assessments under the Income Tax Act, 1961, during the year.

## NOTE - 49

In view of the company's policy of assessing its assets/Cash generating units for any impairment losses, the company has identified impairment loss of ₹ 42.85 Lakhs in respect of its investment in its subsidiary viz. KANPLAS DO BRAZIL. The company has accordingly provided for the said loss during the year.

# Notes forming part of the Standalone Financial Statements

as at 31<sup>st</sup> March 2024

## NOTE - 50 RATIO

(₹ in Lacs)

Particulars	Formula	Current Period		Previous Period		Current Period	Previous Period	% Variance	Reason for variance in excess of 25%
		Numerator	Denominator	Numerator	Denominator				
(a) Current ratio	Current Assets / Current Liabilities	18,803.48	17,525.12	14,832.42	12,338.93	1.07	1.20	-10.74%	-
(b) Debt-equity ratio	Total Term Liabilities / Total Net Worth	10,548.15	18,005.74	8,889.71	18,050.80	0.59	0.49	18.95%	-
(c) Debt service coverage ratio	EBIDTA / Interest on Long Term Borrowing + Current Maturities of Long Term Borrowings	2,235.61	2,946.99	1,711.79	1,913.06	0.76	0.89	-15.22%	-
(d) Return on equity ratio	PAT * 100 / Average Shareholder's Equity	35.68	18,028.27	411.13	17,977.46	0.20	2.29	-91.35%	The fall in the ratio is owing to the fall in overall profit of the company during the year. The same was primarily on account of commissioning of the greenfield project viz. "CPP project" during the year, which contributed to higher depreciation and finance costs
(e) Inventory turnover ratio	Net Sales / Average Inventory	49,272.58	9,042.52	47,685.43	9,999.83	5.45	4.77	14.27%	-
(f) Trade receivables turnover ratio	Net Sales / Average Debtors	49,272.58	6,214.72	47,685.43	5,535.18	7.93	8.61	-7.97%	-
(g) Trade payables turnover ratio	Net Purchases / Average Creditors	31,401.66	1,604.84	26,610.82	1,472.64	19.57	18.07	8.28%	-
(h) Net capital turnover ratio	Net Sales / Working Capital	49,272.58	1,278.36	47,685.43	2,493.49	38.54	19.12	101.55%	The variation in the ratio is owing to higher current liabilities as at the close of the year.
(i) Net profit ratio	Net Profit * 100 / Net Sales	35.68	49,272.58	411.13	47,685.43	0.07	0.86	-91.60%	The fall in the ratio is owing to the fall in overall profit of the company during the year. The same was primarily on account of commissioning of the greenfield project viz. "CPP project" during the year, which contributed to higher depreciation and finance costs
(j) Return on capital employed	EBIDTA * 100 / Capital Employed	2,235.61	28,188.95	1,711.79	27,086.77	7.93	6.32	25.49%	The increase in the EBITA is owing to growth in volume of business, favourable exchange rates and decrease in logistics costs.
(k) Return on investment	Return on Investment / Average Investment	2.98	7.94	0.87	16.63	37.56	5.23	617.65%	Though the variation in the ratios is high, the company had liquidated majority of its current investments in the preceding financial year itself. As such the ratio for the current year is not comparable with the preceding year since the value of treasury investments throughout the year was not material.

# Notes forming part of the Standalone Financial Statements

as at 31<sup>st</sup> March 2024

## NOTE - 50 RATIO (Contd..)

Particulars	Particulars	CY	PY
<b>i) Total Term Liabilities :</b>	Long Term Borrowings	8,449.41	7,295.66
	Current Maturities of Long Term Borrowings	2,098.74	1,594.05
		<b>10,548.15</b>	<b>8,889.71</b>
<b>ii) EBIDTA :</b>	Profit/(Loss) before Tax	102.65	265.24
	Depreciation, Amortisation and Impairment expense	1,284.71	1,127.54
	Interest on Long Term Borrowing	848.25	319.01
		<b>2,235.61</b>	<b>1,711.79</b>
<b>iii) Average Shareholder's Equity :</b>	Opeing Shareholder's Equity	18,050.80	17,904.12
	Closing Shareholder's Equity	18,005.74	18,050.80
		<b>18,028.27</b>	<b>17,977.46</b>
<b>iv) Average Inventory :</b>	Opeing Inventory	8,280.76	11,718.90
	Closing Inventory	9,804.28	8,280.76
		<b>9,042.52</b>	<b>9,999.83</b>
<b>v) Average Debtors :</b>	Opeing Debtors	4,957.99	6,112.36
	Closing Debtors	7,471.45	4,957.99
		<b>6,214.72</b>	<b>5,535.18</b>
<b>vi) Net Purchases :</b>	Purchases of RM	30,799.25	25,093.29
	Purchase Of Stock In Trade	602.41	1,517.53
		<b>31,401.66</b>	<b>26,610.82</b>
<b>vii) Average Creditors :</b>	Opeing Creditors	1,433.97	1,511.30
	Closing Creditors	1,775.70	1,433.97
		<b>1,604.84</b>	<b>1,472.64</b>
<b>viii) Working Capital :</b>	Current Assets	18,803.48	14,832.42
	Current Liabilities	17,525.12	12,338.93
		<b>1,278.36</b>	<b>2,493.49</b>
<b>ix) Capital Employed :</b>	Net Worth	18,005.74	18,050.80
	Long Term Borrowing	8,449.41	7,295.66
	Deferred Tax Liability	1,733.80	1,740.31
		<b>28,188.95</b>	<b>27,086.77</b>
<b>x) Average Investment :</b>	Opeing Investment	15.85	17.40
	Closing Investment	0.02	15.85
		<b>7.94</b>	<b>16.63</b>

## NOTE - 51 QUANTITATIVE DISCLOSURES OF FAIR VALUE MEASUREMENT HIERARCHY FOR ASSETS AS AT MARCH, 31, 2024

(₹ in Lacs)

Particulars	CARRYING VALUE March 31, 2024	FAIR VALUE		
		LEVEL 1	LEVEL 2	LEVEL 3
<b>FINANCIAL ASSETS MEASURED AT FAIR VALUE</b>				
INVESTMENTS MEASURED AT				
(I) FAIR VALUE THROUGH OTHER COMPREHENSIVE INCOME	-	-	-	-
(II) FAIR VALUE THROUGH PROFIT & LOSS				
INVESTMENT PROPERTY	-	-	-	-
NON CURRENT FINANCIAL INVESTMENT	828.28	-	-	828.28
CURRENT FINANCIAL INVESTMENT	0.02	0.02	-	-

# Notes forming part of the Standalone Financial Statements

as at 31<sup>st</sup> March 2024

## NOTE - 51 QUANTITATIVE DISCLOSURES OF FAIR VALUE MEASUREMENT HIERARCHY FOR ASSETS AS AT MARCH, 31, 2024 (Contd..)

(₹ in Lacs)

Particulars	CARRYING VALUE March 31, 2024	FAIR VALUE		
		LEVEL 1	LEVEL 2	LEVEL 3
<b>Financial Assets Measured at Amortised Cost</b>				
Other Non Current Assets	66.85	-	-	66.85
Other Non Current Financial Assets	299.96	-	-	299.96
Trade Receivables	7,471.45	-	-	7,471.45
Cash & Cash Equivalents	142.15	-	-	142.15
Other Bank Balances	131.35	-	-	131.35
Other Current Financial Assets	1,195.76	-	-	1,195.76
<b>Financial Liabilities Measured at Amortised Cost</b>				
Non Current Financial Liabilities				
Borrowings	8,449.41	-	-	8,449.41
Other Financial Liabilities	817.58	-	-	817.58
Current Financial Liabilities				
Borrowings	13,961.94	-	-	13,961.94
Trade Payables	1,775.70	-	-	1,775.70
Other Financial Liabilities	754.29	-	-	754.29
Other Current Liabilities	461.37	-	-	461.37

(₹ in Lacs)

Particulars	CARRYING VALUE March 31, 2023	FAIR VALUE		
		LEVEL 1	LEVEL 2	LEVEL 3
<b>Financial Assets Measured at Fair Value</b>				
Investments Measured at				
(i) Fair Value Through Other Comprehensive Income	-	-	-	-
(ii) Fair Value Through Profit & Loss	-	-	-	-
Investment Property	-	-	-	-
Non Current Financial Investment	921.13	-	-	921.13
Current Financial Investment	15.85	15.85	-	-
<b>Financial Assets Measured at Amortised Cost</b>				
Other Non Current Assets	648.97	-	-	648.97
Other Non Current Financial Assets	299.67	-	-	299.67
Trade Receivables	4,957.99	-	-	4,957.99
Cash & Cash Equivalents	53.83	-	-	53.83
Other Bank Balances	219.78	-	-	219.78
Other Current Financial Assets	1,175.01	-	-	1,175.01

# Notes forming part of the Standalone Financial Statements

as at 31<sup>st</sup> March 2024

## NOTE - 51 QUANTITATIVE DISCLOSURES OF FAIR VALUE MEASUREMENT HIERARCHY FOR ASSETS AS AT MARCH, 31, 2024 (Contd..)

(₹ in Lacs)

Particulars	CARRYING VALUE March 31, 2023	FAIR VALUE		
		LEVEL 1	LEVEL 2	LEVEL 3
<b>Financial Liabilities Measured at Amortised Cost</b>				
Non Current Financial Liabilities				
Borrowings	7,295.66	-	-	7,295.66
Other Financial Liabilities	766.79	-	-	766.79
Current Financial Liabilities				
Borrowings	9,267.66	-	-	9,267.66
Trade Payables	1,433.97	-	-	1,433.97
Other Financial Liabilities	906.75	-	-	906.75
Other Current Liabilities	158.91	-	-	158.91

**Note:** the company has disclosed financial instruments such as cash & cash equivalents, other bank balances, trade receivables, trade payables, bank overdrafts and other current liabilities at carrying amount value because their carrying amounts are a reasonable approximation of the fair values due to the short term maturities of these instruments.

The accompanying schedules form an integral part of the accounts

As per our Report of even date attached

For and on behalf of the Board of Directors

For **RAJIV MEHROTRA & ASSOCIATES**

Chartered Accountants

Firm Regd. No.: 002253C

**VISHAL JAIN**

Chief Financial Officer

**MANOJ AGARWAL**

Chairman cum Managing Director

(DIN : 00474146)

**ANJANI KHETERPAL**

Partner

Membership No.: 401701

**ANKUR SRIVASTAVA**

Company Secretary

**SHASHANK AGARWAL**

Deputy Managing Director

(DIN : 02790029)

Place: Kanpur

Date: 28<sup>th</sup> May 2024



A large, stylized graphic of a leaf or petal shape, rendered in a lighter shade of blue, is positioned on the right side of the page, partially overlapping the text.

# Consolidated

Financial  
Statements

# Independent Auditors' Report

To  
the Members Of  
**Kanpur Plastipack Limited**

## REPORT ON THE AUDIT OF THE CONSOLIDATED FINANCIAL STATEMENTS

### OPINION

We have audited the Consolidated Financial Statements of Kanpur Plastipack Limited (hereinafter referred to as the 'Holding Company') and its subsidiaries, (Holding Company and its subsidiaries together referred to as "the Group"), which comprise the Consolidated Balance Sheet as at 31 March 2024, the Consolidated Statement of Profit and Loss (including other comprehensive income), Consolidated Statement of Changes in Equity and Consolidated Statement of Cash Flows for the year then ended, and notes to the Consolidated financial statements, including a summary of significant accounting policies and other explanatory information (hereinafter referred to as "the Consolidated financial statements").

In our opinion and to the best of our information and according to the explanations given to us, the aforesaid Consolidated Financial Statements give the information required by the Companies Act, 2013 ("the Act") in the manner so required and give a true and fair view in conformity with the accounting principles generally accepted in India, of the consolidated state of affairs of the Group as at 31 March 2024, and consolidated group loss (including other comprehensive income/loss), its consolidated changes in equity and its consolidated cash flows for the year ended on that date.

### BASIS FOR OPINION

We conducted our audit of the consolidated financial statements in accordance with the Standards on Auditing ("SA's") specified under section 143(10) of the Act. Our responsibilities under those Standards are further described in the Auditor's Responsibilities for the Audit of the Consolidated Financial Statements section of our report. We are independent of the Group in accordance with the Code of Ethics issued by the Institute of Chartered Accountants of India ("ICAI") together with the ethical requirements that are relevant to our audit of the consolidated financial statements under the provisions of the Act and the Rules made thereunder, and we have fulfilled our other ethical responsibilities in accordance with these requirements and the ICAI's Code of Ethics. We believe that the audit evidence obtained by us is sufficient and appropriate to provide a basis for our audit opinion on the consolidated financial statements.

### KEY AUDIT MATTERS

Key audit matters ('KAM') are those matters that, in our professional judgment, were of most significance in our audit of the Consolidated financial statements of the current period. These matters were addressed in the context of our audit of the Consolidated financial statements as a whole, and in forming our opinion thereon, and we do not provide a separate opinion on these matters.

#### 1. Treatment of Investment Subsidy received by the Holding Company:

The Holding Company received Subsidy amounting to ₹ 589.38 Lakhs during the year from the Government, in respect of the investment made by the company in setting up of manufacturing unit at Gajner Road, Kanpur. Since the Unit had started commercial production in earlier years, and the subsidy was in respect of the capital expenditure as well as interest costs incurred by the company, and in view of the alternative accounting approaches prescribed under Ind-AS-20 -Government Grants, the treatment, presentation and disclosure of the Subsidy was identified as a key audit matter and required a higher extent of audit effort.

#### How our audit addressed the key audit matter

For the matter referred to above, our procedures included, among others, verification of the Subsidy Scheme document, identification/verification of the components and calculation of the Subsidy amount and its appropriate accounting/classification in the Books of account and financial statements respectively in view of the laid down accounting and measurement principles.

### INFORMATION OTHER THAN THE FINANCIAL STATEMENTS AND AUDITORS' REPORT THEREON

The Holding Company's Board of Directors is responsible for the preparation of the other information. The other information comprises the information included in the Management Discussion and Analysis, Board's Report including Annexures to Board's Report, Business Responsibility Report, Corporate Governance and Shareholder's Information, but does not include the consolidated financial statements, standalone financial statements and our auditor's report thereon.

Our opinion on the consolidated financial statements does not cover the other information and we do not express any form of assurance conclusion thereon.

In connection with our audit of the consolidated financial statements, our responsibility is to read the other information,

consider whether the other information is materially inconsistent with the consolidated financial statements or our knowledge obtained during the course of our audit or otherwise appears to be materially misstated.

If, based on the work we have performed, we conclude that there is a material misstatement of this other information, we are required to report that fact. We have nothing to report in this regard.

## RESPONSIBILITIES OF MANAGEMENT AND THOSE CHARGED WITH GOVERNANCE FOR THE CONSOLIDATED FINANCIAL STATEMENTS

The Holding Company's management and Board of Directors are responsible for the matters stated in Section 134(5) of the Act with respect to the preparation of these Consolidated financial statements that give a true and fair view of the consolidated state of affairs, consolidated profit (including other comprehensive income), consolidated changes in equity and consolidated cash flows of the Group in accordance with the accounting principles generally accepted in India, including the Indian Accounting Standards (Ind AS) specified under Section 133 of the Act. The respective management and Board of Directors of the entities included in the Group are responsible for maintenance of adequate accounting records in accordance with the provisions of the Act for safeguarding the assets of each entity and for preventing and detecting frauds and other irregularities; the selection and application of appropriate accounting policies; making judgments and estimates that are reasonable and prudent; and the design, implementation and maintenance of adequate internal financial controls that were operating effectively for ensuring the accuracy and completeness of the accounting records, relevant to the preparation and presentation of the consolidated financial statements that give a true and fair view and are free from material misstatement, whether due to fraud or error, which have been used for the purpose of preparation of the consolidated financial statements by the management and Board of Directors of the Holding Company, as aforesaid.

In preparing the consolidated financial statements, the respective management and Board of Directors of the entities included in the Group are responsible for assessing the ability of each entity to continue as a going concern, disclosing, as applicable, matters related to going concern and using the going concern basis of accounting unless the respective management and Board of Directors either intends to liquidate the entity or to cease operations, or has no realistic alternative but to do so.

The respective Board of Directors of the entities included in the Group are responsible for overseeing the financial reporting process of each entity.

## AUDITOR'S RESPONSIBILITIES FOR THE AUDIT OF THE CONSOLIDATED FINANCIAL STATEMENTS

Our objectives are to obtain reasonable assurance about whether the consolidated financial statements as a whole are free from material misstatement, whether due to fraud or error, and to issue an auditors' report that includes our opinion.

Reasonable assurance is a high level of assurance, but is not a guarantee that an audit conducted in accordance with SAs will always detect a material misstatement when it exists. Misstatements can arise from fraud or error and are considered material if, individually or in the aggregate, they could reasonably be expected to influence the economic decisions of users taken on the basis of these consolidated financial statements.

As part of an audit in accordance with SAs, we exercise professional judgment and maintain professional scepticism throughout the audit.

We also:

- Identify and assess the risks of material misstatement of the consolidated financial statements, whether due to fraud or error, design and perform audit procedures responsive to those risks, and obtain audit evidence that is sufficient and appropriate to provide a basis for our opinion. The risk of not detecting a material misstatement resulting from fraud is higher than for one resulting from error, as fraud may involve collusion, forgery, intentional omissions, misrepresentations, or the override of internal control.
- Obtain an understanding of internal control relevant to the audit in order to design audit procedures that are appropriate in the circumstances. Under Section 143(3) (i) of the Act, we are also responsible for expressing our opinion on the internal financial controls with reference to the consolidated financial statements and the operating effectiveness of such controls based on our audit.
- Evaluate the appropriateness of accounting policies used and the reasonableness of accounting estimates and related disclosures made by management and Board of Directors of the Holding Company.
- Conclude on the appropriateness of management's and Board of Director's of the Holding Company use of the going concern basis of accounting in preparation of consolidated financial statements and, based on the audit evidence obtained, whether a material uncertainty exists related to events or conditions that may cast significant doubt on the appropriateness of this assumption. If we conclude that a material uncertainty exists, we are required to draw attention in our auditors' report to the related disclosures in

the consolidated financial statements or, if such disclosures are inadequate, to modify our opinion. Our conclusions are based on the audit evidence obtained up to the date of our auditors' report. However, future events or conditions may cause the Group (Holding company and subsidiaries) to cease to continue as a going concern.

- Evaluate the overall presentation, structure and content of the consolidated financial statements, including the disclosures, and whether the consolidated financial statements represent the underlying transactions and events in a manner that achieves fair presentation.
- Obtain sufficient and appropriate audit evidence regarding the financial information of such entities within the Group to express an opinion on the consolidated financial statements.

We communicate with those charged with governance of the Holding Company and such other entities included in the consolidated financial statements of which we are the independent auditors regarding, among other matters, the planned scope and timing of the audit and significant audit findings, including any significant deficiencies in internal control that we identify during our audit.

We also provide those charged with governance with a statement that we have complied with relevant ethical requirements regarding independence, and to communicate with them all relationships and other matters that may reasonably be thought to bear on our independence, and where applicable, related safeguards.

From the matters communicated with those charged with governance, we determine those matters that were of most significance in the audit of the consolidated financial statements of the current period and are therefore the key audit matters. We describe these matters in our auditors' report unless law or regulation precludes public disclosure about the matter or when, in extremely rare circumstances, we determine that a matter should not be communicated in our report because the adverse consequences of doing so would reasonably be expected to outweigh the public interest benefits of such communication.

## OTHER MATTERS

(a) We did not audit the financial information of 1 subsidiary, whose financial information reflect total assets of ₹ 53.30 Lakhs as at 31 March, 2024 (PY ₹ 55.34 lakhs), total revenues of ₹ 468.66 Lakhs (PY ₹ 45.74 lakhs) and net cash outflows amounting to ₹ 39.08 Lakhs (PY cash outflows of ₹ 13.42 lakhs) for the year ended on that date, as considered in the consolidated financial statements. The aforesaid financial information has been only reviewed by us and our opinion on the consolidated financial statements, in so far as it relates to the amounts and disclosures included in respect of these subsidiaries, and our report in terms

of subsection (3) of Section 143 of the Act, in so far as it relates to the aforesaid subsidiary is based on the such review.

Our opinion on the consolidated financial statements above and our report on Other Legal and Regulatory Requirements below, is not modified in respect of the above matter.

## REPORT ON OTHER LEGAL AND REGULATORY REQUIREMENTS

(A) As required by Section 143(3) of the Act, we report that:

- We have sought and obtained all the information and explanations which to the best of our knowledge and belief were necessary for the purposes of our audit of the aforesaid Consolidated Financial Statements.
- In our opinion, proper books of account as required by law relating to preparation of the aforesaid consolidated financial statements have been kept so far as it appears from our examination of those books except for the matters stated in paragraph 2(B)(vi) below on reporting under Rule 11(g) of the Companies (Audit and Auditors) Rules, 2014.
- The consolidated balance sheet, the consolidated statement of profit and loss (including other comprehensive income), the consolidated statement of changes in equity and the consolidated statement of cash flows dealt with by this Report are in agreement with the relevant books of account maintained for the purpose of preparation of the consolidated financial statements.
- In our opinion, the aforesaid Consolidated financial statements comply with the Ind AS specified under Section 133 of the Act.
- On the basis of the written representations received from the directors of the Holding Company as on March 31, 2024 taken on record by the Board of Directors of the Company and the reports of the statutory auditors of its subsidiary companies incorporated in India, none of the directors of the Group companies incorporated in India is disqualified as on March 31, 2023 from being appointed as a director in terms of Section 164 (2) of the Act.
- The modifications relating to the maintenance of accounts and other matters connected therewith are as stated in the paragraph 2(A)(b) above on reporting under Section 143(3)(b) of the Act and paragraph 2(B)(f) below on reporting under Rule 11(g) of the Companies (Audit and Auditors) Rules, 2014.

- g) With respect to the adequacy of the internal financial controls with reference to consolidated financial statements of the Holding Company and its subsidiary companies incorporated in India and the operating effectiveness of such controls, refer to our separate report in '**Annexure A**'. Our report expresses an unmodified opinion on the adequacy and operating effectiveness of the Company's internal financial controls with reference to financial statements.
- (B) With respect to the other matters to be included in the Auditors' Report in accordance with Rule 11 of the Companies (Audit and Auditor's) Rules, 2014, in our opinion and to the best of our information and according to the explanations given to us:
- i. The consolidated financial statements disclose the impact of pending litigations as at 31 March 2024 on the consolidated financial position of the Group. Refer liabilities disclosed in the consolidated balance sheet along with Note 33 to the consolidated financial statements.
  - ii. The Group did not have any material foreseeable losses on long-term contracts including derivative contracts during the year ended 31 March 2024.
  - iii. There has been no delay in transferring amounts to the Investor Education and Protection Fund by the Holding Company and its subsidiary companies incorporated in India during the year ended 31 March 2024.
  - iv. (a) The respective Managements of the Holding Company and its subsidiaries which are companies incorporated in India, whose financial statements have been audited under the Act, have represented to us that, to the best of their knowledge and belief, no funds (which are material either individually or in the aggregate) have been advanced or loaned or invested (either from borrowed funds or share premium or any other sources or kind of funds) by the Holding Company or any of such subsidiaries to or in any other person or entity, including foreign entity ("Intermediaries"), with the understanding, whether recorded in writing or otherwise, that the Intermediary shall, directly or indirectly lend or invest in other persons or entities identified in any manner whatsoever by or on behalf of the Holding Company or any of such subsidiaries ("Ultimate Beneficiaries") or provide any guarantee, security or the like on behalf of the Ultimate Beneficiaries.
  - (b) The respective Managements of the Holding Company and its subsidiaries which are companies incorporated in India, whose financial statements have been audited under the Act, have represented to us that, to the best of their knowledge and belief, no funds (which are material either individually or in the aggregate) have been received by the Holding Company or any of such subsidiaries from any person or entity, including foreign entity ("Funding Parties"), with the understanding, whether recorded in writing or otherwise, that the Company or any of such subsidiaries shall, directly or indirectly, lend or invest in other persons or entities identified in any manner whatsoever by or on behalf of the Funding Party ("Ultimate Beneficiaries") or provide any guarantee, security or the like on behalf of the Ultimate Beneficiaries.
- (c) Based on the audit procedures that have been considered reasonable and appropriate in the circumstances performed by us on the Holding Company and its subsidiaries which are companies incorporated in India whose financial statements have been audited under the Act, nothing has come to our notice that has caused us to believe that the representations under sub-clause (i) and (ii) of Rule 11(e), as provided under (a) and (b) above, contain any material misstatement.
  - v. The final dividend proposed in the previous year, declared and paid by the Holding Company during the year is in accordance with Section 123 of the Act, as applicable.
- As stated in note 30 to the financial statements, the Board of Directors of the Holding Company have not proposed any final dividend for the year.
- vi. The reporting under Rule 11(g) of the Companies (Audit and Auditors) Rules, 2014 is applicable from 1 April 2023
    - (a) Based on our examination which included test checks, and as communicated by the respective auditor of three subsidiaries, the Holding Company and its subsidiary companies incorporated in India have used accounting softwares for maintaining its books of account, which have a feature of recording audit trail (edit log) facility and the same has operated throughout the year for all relevant transactions recorded in the respective softwares.
    - (b) Further, for the periods where audit trail (edit log) facility was enabled and operated throughout the year for the respective accounting softwares, we did not come across any instance of the audit trail feature being tampered with.

- (C) With respect to the matter to be included in the Auditors' Report under section 197(16):

In our opinion and according to the information and explanation given to us, the remuneration paid during the current year by the Holding Company and its subsidiaries which are incorporated in India to its directors is in accordance with the provisions of Section 197 of the Act. The remuneration paid to any director by the Holding Company and its subsidiaries which are incorporated in India, is not in excess of the limit laid down under Section 197 of the Act. The Ministry of Corporate Affairs has not prescribed other details under Section 197(16) of the Act which are required to be commented upon by us.

- (D) With respect to the matters specified in paragraphs 3(xxi) and 4 of the Companies (Auditor's Report) Order, 2020 (the "Order"/ "CARO") issued by the Central Government in terms of Section 143(11) of the Act, to be included in the Auditor's report, according to the information and

explanations given to us, and based on the CARO reports issued by us for the Company and its subsidiaries included in the consolidated financial statements of the Company, to which reporting under CARO is applicable, we report that there are no qualifications or adverse remarks in these CARO reports.

For **RAJIV MEHROTRA & ASSOCIATES**  
CHARTERED ACCOUNTANTS  
FIRM REG.NO.002253C

**ANJANI KHETERPAL**  
(PARTNER)

M.No.401701

UDIN-24401701BKFQLY1906

Kanpur, 28<sup>th</sup> May 2024

# Annexure "A"

## To The Independent Auditors' Report

(Referred to in Para A(f) under 'Report on Other legal and Regulatory Requirements' section of our report of even date)

### REPORT ON THE INTERNAL FINANCIAL CONTROLS UNDER SECTION 143(3)(I) OF THE COMPANIES ACT, 2013 ("THE ACT")

(Report on the Internal Financial Controls with reference to the aforesaid consolidated financial statements under Clause (i) of Sub-section 3 of Section 143 of the Companies Act, 2013 ("the Act") (Referred to in paragraph A(f) under 'Report on Other Legal and Regulatory Requirements' section of our report of even date)

#### Opinion

In conjunction with our audit of the consolidated financial statements of **Kanpur Plastipack Limited** (hereinafter referred to as "the Holding Company") as of and for the year ended 31 March 2024, we have audited the internal financial controls with reference to the consolidated financial statements of the Holding Company.

In our opinion to the best of our information and according to the explanations given to us, the Holding Company, has, in all material respects, an adequate internal financial controls with reference to consolidated financial statements and such internal financial controls with reference to consolidated financial statements were operating effectively as at March 31, 2024, based on the internal control with reference to consolidated financial statements criteria established by the Company considering the essential components of internal control stated in the Guidance Note on Audit of Internal Financial Controls Over Financial Reporting issued by the Institute of Chartered Accountants of India.

#### Management's Responsibility for Internal Financial Controls

The Board of Directors of the Holding Company, is responsible for establishing and maintaining internal financial controls with reference to consolidated financial statements based on the internal control with reference to consolidated financial statements criteria established by the Company considering the essential components of internal control stated in the Guidance Note on Audit of Internal Financial Controls Over Financial Reporting issued by the Institute of Chartered Accountants of India ("the ICAI"). These responsibilities include the design, implementation and maintenance of adequate internal financial

controls that were operating effectively for ensuring the orderly and efficient conduct of its business, including adherence to the Parent's policies, the safeguarding of its assets, the prevention and detection of frauds and errors, the accuracy and completeness of the accounting records, and the timely preparation of reliable financial information, as required under the Companies Act, 2013.

#### Auditor's Responsibility

Our responsibility is to express an opinion on the internal financial controls with reference to consolidated financial statements based on our audit. We conducted our audit in accordance with the Guidance Note and the Standards on Auditing, prescribed under section 143(10) of the Act, to the extent applicable to an audit of internal financial controls with reference to consolidated financial statements. Those Standards and the Guidance Note require that we comply with ethical requirements and plan and perform the audit to obtain reasonable assurance about whether adequate internal financial controls with reference to consolidated financial statements were established and maintained and if such controls operated effectively in all material respects.

Our audit involves performing procedures to obtain audit evidence about the adequacy of the internal financial controls with reference to consolidated financial statements and their operating effectiveness. Our audit of internal financial controls with reference to consolidated financial statements included obtaining an understanding of internal financial controls with reference to consolidated financial statements, assessing the risk that a material weakness exists, and testing and evaluating the design and operating effectiveness of the internal controls based on the assessed risk.

The procedures selected depend on the auditor's judgement, including the assessment of the risks of material misstatement of the consolidated financial statements, whether due to fraud or error.

We believe that the audit evidence we have obtained is sufficient and appropriate to provide a basis for our audit opinion on the internal financial controls with reference to consolidated financial statements.

### Meaning of Internal Financial Controls with reference to Consolidated Financial Statements

A company's internal financial controls with reference to consolidated financial statements is a process designed to provide reasonable assurance regarding the reliability of financial reporting and the preparation of consolidated financial statements for external purposes in accordance with generally accepted accounting principles. A company's internal financial controls with reference to consolidated financial statements includes those policies and procedures that (1) pertain to the maintenance of records that, in reasonable detail, accurately and fairly reflect the transactions and dispositions of the assets of the company; (2) provide reasonable assurance that transactions are recorded as necessary to permit preparation of consolidated financial statements in accordance with generally accepted accounting principles, and that receipts and expenditures of the company are being made only in accordance with authorisations of management and directors of the company; and (3) provide reasonable assurance regarding prevention or timely detection of unauthorised acquisition, use, or disposition of the company's assets that could have a material effect on the consolidated financial statements.

### Inherent Limitations of Internal Financial Controls with reference to Consolidated Financial Statements

Because of the inherent limitations of internal financial controls with reference to consolidated financial statements, including the possibility of collusion or improper management override of controls, material misstatements due to error or fraud may occur and not be detected. Also, projections of any evaluation of the internal financial controls with reference to consolidated financial statements to future periods are subject to the risk that the internal financial controls with reference to consolidated financial statements may become inadequate because of changes in conditions, or that the degree of compliance with the policies or procedures may deteriorate.

For **RAJIV MEHROTRA & ASSOCIATES**  
CHARTERED ACCOUNTANTS  
FIRM REG.NO.002253C

**ANJANI KHETERPAL**  
(PARTNER)  
M.No.401701

Kanpur, 28<sup>th</sup> May 2024



# Consolidated Balance Sheet

as at 31<sup>st</sup> March 2024

(₹ in Lacs)

Particulars	Note No.	As at	
		31.03.2024	31.03.2023
<b>ASSETS</b>			
<b>Non-Current Assets :</b>			
Property, Plant and Equipment	3	27,804.85	20,840.12
Capital Work-in-Progress	3	152.74	3,636.03
Intangible Assets	3	13.79	-
		<b>27,971.38</b>	<b>24,476.15</b>
<b>FINANCIAL ASSETS</b>			
Long Term Investments	4	299.98	299.98
Other Financial Assets	5	299.96	299.67
Other Non-Current Assets	6	66.85	698.97
		<b>666.79</b>	<b>1,298.62</b>
<b>Current Assets :</b>			
Inventories	7	9,804.28	8,324.84
<b>Financial Assets :</b>			
Current Investments	8	25.58	39.51
Trade Receivables	9	7,543.17	4,885.36
Cash and Cash Equivalents	10	193.50	147.38
Other Bank balances	11	131.37	219.78
Other Current Assets	12	1,250.27	1,169.53
Current Tax Assets (Net)		55.71	129.20
		<b>19,003.88</b>	<b>14,915.60</b>
<b>TOTAL ASSETS</b>		<b>47,642.05</b>	<b>40,690.37</b>
<b>EQUITY &amp; LIABILITIES :</b>			
<b>Equity :</b>			
Equity Share capital	13	2,147.38	2,147.38
Other Equity	14	15,852.00	15,855.58
		<b>17,999.38</b>	<b>18,002.96</b>
<b>LIABILITIES :</b>			
<b>Non-Current liabilities</b>			
<b>Financial Liabilities :</b>			
Long Term Borrowings	15	8,449.40	7,295.66
Employee Benefit obligation	16	817.58	766.79
Other Non Current Liabilities	17A	1,004.60	552.15
Deferred Tax Liabilities (Net)	17	1,733.80	1,740.31
		<b>12,005.38</b>	<b>10,354.91</b>
<b>Current Liabilities :</b>			
<b>Financial Liabilities :</b>			
Borrowings	18	13,961.93	9,267.66
Trade Payables			
- Total Outstanding dues of Creditors other than micro and small enterprises	19	1,796.79	1,338.18
- Total Outstanding dues of micro and small enterprises	19	85.03	96.14
Other financial Liabilities	19A	760.35	899.97
Employee Benefit Obligation	20A	561.99	544.98
Provisions	20	9.83	26.66
Other Current Liabilities	21	461.37	158.91
		<b>17,637.29</b>	<b>12,332.50</b>
<b>TOTAL EQUITY &amp; LIABILITY</b>		<b>47,642.05</b>	<b>40,690.37</b>
Significant Accounting Policies and Notes to Accounts	1-2		

The accompanying schedules form an integral part of the accounts

As per our Report of even date attached

For and on behalf of the Board of Directors

For **RAJIV MEHROTRA & ASSOCIATES**

Chartered Accountants

Firm Regd. No.: 002253C

**VISHAL JAIN**  
Chief Financial Officer

**MANOJ AGARWAL**  
Chairman cum Managing Director  
(DIN : 00474146)

**ANJANI KHETERPAL**

Partner

Membership No.: 401701

**ANKUR SRIVASTAVA**  
Company Secretary

**SHASHANK AGARWAL**  
Deputy Managing Director  
(DIN : 02790029)

Place: Kanpur

Date: 28<sup>th</sup> May 2024

# Consolidated Statement of Profit and Loss

for the year ended on 31<sup>st</sup> March 2024

(₹ in Lacs)

Particulars	Note No.	For the Year Ended 31 <sup>st</sup> March 2024	For the Year Ended 31 <sup>st</sup> March 2023
Revenue from operations	22	49,741.24	47,659.11
Other income	23	1,145.38	448.79
<b>Total Income</b>		<b>50,886.62</b>	<b>48,107.90</b>
<b>Expenses</b>			
Cost of materials consumed	24	30,973.50	26,773.44
Purchase of stock-in-trade	25	602.41	1,517.53
Changes in inventories of Finished Goods, Stock in Trade and Work in Progress	26	(695.79)	1,399.11
Employee benefit expense	27	5,963.16	5,552.46
Depreciation and Amortisation expense	3	1,284.71	1,127.54
Other Expenses	28	10,924.81	10,300.44
Finance Costs	29	1,681.48	1,222.60
<b>Total Expenses</b>		<b>50,734.28</b>	<b>47,893.12</b>
<b>Profit/(Loss) before Exceptional Items and Tax</b>		<b>152.34</b>	<b>214.78</b>
Exceptional items		-	-
<b>Profit/(Loss) before Tax</b>		<b>152.34</b>	<b>214.78</b>
<b>Income Tax Expense</b>			
Current tax		4.65	40.58
Earlier Year Tax Adjustments		82.42	16.31
Deferred tax		(15.45)	(202.78)
<b>Profit/(Loss) for the year from Continuing Operations</b>		<b>80.72</b>	<b>360.67</b>
<b>PROFIT/(LOSS) FOR THE YEAR</b>		<b>80.72</b>	<b>360.67</b>
<b>Other Comprehensive Income</b>			
A. Items that may be reclassified to profit or loss		3.55	(6.95)
Income Tax relating to these Items		-	-
B. Items that will not be reclassified to profit or loss		(35.53)	8.22
(Gratuity Provision debited in P&L A/C)			
Income Tax relating to these Items		8.94	(1.37)
<b>Other Comprehensive Income/(Loss) for the Year (Net of Tax)</b>		<b>23.04</b>	<b>0.10</b>
<b>TOTAL COMPREHENSIVE INCOME FOR THE YEAR</b>		<b>103.76</b>	<b>360.77</b>
<b>Earnings per Share</b>			
Basic EPS		0.38	1.68
Diluted EPS		0.38	1.68

The accompanying schedules form an integral part of the accounts

As per our Report of even date attached

For and on behalf of the Board of Directors

For **RAJIV MEHROTRA & ASSOCIATES**

Chartered Accountants

Firm Regd. No.: 002253C

**VISHAL JAIN**  
Chief Financial Officer

**MANOJ AGARWAL**  
Chairman cum Managing Director  
(DIN : 00474146)

**ANJANI KHETERPAL**

Partner

Membership No.: 401701

Place: Kanpur

Date: 28<sup>th</sup> May 2024

**ANKUR SRIVASTAVA**  
Company Secretary

**SHASHANK AGARWAL**  
Deputy Managing Director  
(DIN : 02790029)

# Consolidated Cash Flow Statement

for the period ended on 31<sup>st</sup> March 2024

(₹ in Lacs)

Particulars	Year Ended 31.03.2024	Year Ended 31.03.2023
<b>I) CASH FROM OPERATIONS</b>		
A. PROFIT BEFORE TAX	152.34	214.78
B. ADJUSTEMENTS:		
Depreciation	1,284.71	1,127.54
Impairment	-	-
Provision under OCI	31.98	(1.27)
Loss/(Profit) on disposal of PPE, intangible assets & non-current assets	0.30	202.98
Interest Income	(149.13)	(113.82)
Finance Costs	1,681.48	1,222.60
Loss/(Profit) on sale of mutual funds	(2.41)	(0.28)
Gain on Revaluation of Investments	(2.47)	(1.80)
<b>Operating Profit Before working capital changes</b>	<b>2,996.80</b>	<b>2,650.73</b>
<b>Adjustments for Changes in working Capital</b>		
Decrease/(Increase) in Inventories	(1,479.44)	3,394.06
Decrease/(Increase) in Trade Receivable	(2,657.81)	1,227.00
Decrease/(Increase) in other Current Assets	(7.25)	(564.12)
Decrease/(Increase) in other Financial Assets	(0.29)	4.29
Increase/(Decrease) in Trade Payables	447.50	(77.28)
Decrease/(Increase) in other Other Bank Balances	88.41	32.47
Increase/(Decrease) in Current Liabilities including Financial Liabilities	179.85	(71.33)
Increase/(Decrease) in Provisions	(16.83)	(7.50)
Increase/(Decrease) in Long term Provisions	50.79	66.52
<b>Cash Generated from/(used) in Operations</b>	<b>(398.27)</b>	<b>6,654.84</b>
Less: Income Tax Paid	87.07	56.89
<b>NET CASH INFLOW/(OUTFLOW) FROM OPERATIONS</b>	<b>(485.34)</b>	<b>6,597.95</b>
<b>II) CASH FROM INVESTING ACTIVITIES</b>		
Purchase of PPE & Intangible assets (incl. Capital WIP)	(4,779.50)	(4,243.89)
Purchase of Mutual Funds	(8.41)	(14.13)
Redemption proceeds of Mutual Funds	24.74	18.06
Sale of PPE & Intangible assets	1.73	30.69
Interest Received	149.13	113.82
Decrease/(Increase) in Capital advances	632.12	252.92
<b>NET CASH INFLOW/(OUTFLOW) FROM INVESTING ACTIVITIES</b>	<b>(3,980.19)</b>	<b>(3,842.53)</b>

# Consolidated Cash Flow Statement

for the period ended on 31<sup>st</sup> March 2024

(₹ in Lacs)

Particulars	Year Ended 31.03.2024	Year Ended 31.03.2023
<b>III) CASH FROM FINANCING ACTIVITIES</b>		
Net Increase/(Decrease) in long term borrowings	1,153.74	450.64
Net Increase/(Decrease) in short term borrowings	4,694.27	(2,157.10)
Payment of dividend	(107.33)	(257.60)
Capital Subsidy received	452.45	552.15
Finance Costs	(1,681.48)	(1,222.60)
<b>NET CASH FROM FINANCING ACTIVITIES</b>	<b>4,511.65</b>	<b>(2,634.51)</b>
<b>Net Increase in cash and cash equivalents</b>	<b>46.12</b>	<b>120.91</b>
<b>Cash and Cash equivalents as at the beginning of the year</b>	<b>147.38</b>	<b>26.47</b>
<b>Cash and Cash equivalents as at the end of the Year</b>	<b>193.50</b>	<b>147.38</b>
<b>Components Of Cash and Cash Equivalents</b>		
Balances with Banks- In current Accounts	190.32	144.94
Cash In Hand	3.18	2.44
	<b>193.50</b>	<b>147.38</b>

## Notes :

- The Cash Flow Statement has been prepared in accordance with the "Indirect Method" specified in the Ind-AS-7- "Statement of Cash Flows"
- Cash & Cash equivalents comprise cash balances and balances with banks, including current deposit account and short term fixed deposits having original maturity period of three months only.

The accompanying schedules form an integral part of the accounts

As per our Report of even date attached

For and on behalf of the Board of Directors

For **RAJIV MEHROTRA & ASSOCIATES**

Chartered Accountants

Firm Regd. No.: 002253C

**VISHAL JAIN**

Chief Financial Officer

**MANOJ AGARWAL**

Chairman cum Managing Director  
(DIN : 00474146)

**ANJANI KHETERPAL**

Partner

Membership No.: 401701

**ANKUR SRIVASTAVA**

Company Secretary

**SHASHANK AGARWAL**

Deputy Managing Director  
(DIN : 02790029)

Place: Kanpur

Date: 28<sup>th</sup> May 2024

# Consolidated Statement of Changes in Equity

for the year ended 31<sup>st</sup> March 2024

## A. EQUITY SHARE CAPITAL

(₹ in Lacs)

Balance at the beginning of the reporting period	Nos.	Amount
<b>As at March 31<sup>st</sup> 2022</b>	<b>2,14,66,758</b>	<b>2,147.38</b>
Add: Issued during the year	-	-
Less: Buyback	-	-
<b>As at March 31<sup>st</sup> 2023</b>	<b>2,14,66,758</b>	<b>2,147.38</b>
Add: Issued during the year	-	-
Less: Buyback	-	-
<b>As at March 31<sup>st</sup> 2024</b>	<b>2,14,66,758</b>	<b>2,147.38</b>

## B. OTHER EQUITY

(₹ in Lacs)

Balance at the beginning of the reporting period	Reserves and Surplus				TOTAL
	Capital Redemption Reserve	Securities Premium Reserve	General Reserves	Retained Earnings	
<b>As at March 31<sup>st</sup> 2022</b>	<b>200.00</b>	<b>791.66</b>	<b>124.34</b>	<b>14,636.41</b>	<b>15,752.41</b>
Profit for the Year ended 31 <sup>st</sup> March 2023	-	-	-	360.67	360.67
Other Comprehensive Income For the Year ended 31 <sup>st</sup> March 2023	-	-	-	0.10	0.10
<b>Total Comprehensive Income For the Year ended 31<sup>st</sup> March 2023</b>	-	-	-	<b>360.77</b>	<b>360.77</b>
Dividends	-	-	-	-	-
Interim dividend	-	-	-	-	-
Final Dividend	-	-	-	(257.60)	(257.60)
Corporate Dividend Tax	-	-	-	-	-
Transfer from retained earnings to general reserve	-	-	-	-	-
<b>As at March 31<sup>st</sup> 2023</b>	<b>200.00</b>	<b>791.66</b>	<b>124.34</b>	<b>14,739.58</b>	<b>15,855.58</b>
<b>Profit for the Year ended 31<sup>st</sup> March 2024</b>	-	-	-	<b>80.72</b>	<b>80.72</b>
Other Comprehensive Income For the Year ended 31 <sup>st</sup> March 2024	-	-	-	23.04	23.04
<b>Total Comprehensive Income For the Year ended 31<sup>st</sup> March 2024</b>	-	-	-	<b>103.76</b>	<b>103.76</b>
Dividends	-	-	-	-	-
Interim dividend	-	-	-	-	-
Final Dividend	-	-	-	(107.33)	(107.33)
Corporate Dividend Tax	-	-	-	-	-
Transfer from retained earnings to general reserve	-	-	-	-	-
<b>As at March 31<sup>st</sup> 2024</b>	<b>200.00</b>	<b>791.66</b>	<b>124.34</b>	<b>14,736.01</b>	<b>15,852.01</b>

# Consolidated Statement of Changes in Equity

for the year ended 31<sup>st</sup> March 2024

## NATURE AND PURPOSE OF RESERVES

**Capital Redemption Reserve**- As per Companies Act, 2013, capital redemption reserve is created when company purchases its own shares out of free reserves or securities premium. A sum equal to the nominal value of the shares so purchased is transferred to capital redemption reserve. The reserve is utilised in accordance with the provisions of section 69 of the Companies Act, 2013.

**Securities Premium Account**- The same is created when Shares/securities are issued by the company at a value which is higher than the face value/nominal value of such shares/securities. The amount representing such excess i.e the premium is transferred to the Securities Premium Account in accordance with the provisions of section 52 of the Companies Act, 2013. The balance in this reserve is utilised in accordance with the provisions of the said Section 52 of the Act.

**General Reserve** - Represents free reserves of the company.

**Retained Earnings** - This reserve represents undistributed accumulated earnings of the Company as on the balance sheet date.

For and on behalf of the Board of Directors

For **RAJIV MEHROTRA & ASSOCIATES**  
Chartered Accountants  
Firm Regd. No.: 002253C

**VISHAL JAIN**  
Chief Financial Officer

**MANOJ AGARWAL**  
Chairman cum Managing Director  
(DIN : 00474146)

**ANJANI KHETERPAL**  
Partner  
Membership No.: 401701

**ANKUR SRIVASTAVA**  
Company Secretary

**SHASHANK AGARWAL**  
Deputy Managing Director  
(DIN : 02790029)

Place: Kanpur  
Date: 28<sup>th</sup> May 2024

# Notes forming part of the Consolidated Financial Statements

as at 31<sup>st</sup> March 2024

## NOTE NO.1 Corporate Information

The consolidated financial statements comprise financial statements of Kanpur Plastipack Limited ('the Company') and its subsidiaries, collectively referred to as 'the KPL Group' or 'the Group' for the year ended 31<sup>st</sup> March 2024.

**Kanpur Plastipack Limited ('KPL' or 'The Company' or "The Holding Company") and its subsidiaries (collectively referred to as "the Group")** are engaged in manufacturing/Trading of HDPE/PP Woven Sacks, PP Box Bags, Flexible Intermediate Bulk Containers (FIBC's), Fabrics and High Tenacity PP. The company is also a Consignment Stockiest of M/s Indian Oil Corporation Limited and owns and operates solar power generation facility at A-1/A-2, Panki Industrial Area, Kanpur. The company is a three star export house.

During the year, the holding company completed the commissioning of a manufacturing plant for production of Cast Polypropylene (CPP) at Gajner Road, Kanpur, Dehat. The Plant commenced commercial operations in the second quarter of the year.

**The Holding company is a Public Limited company**, domiciled in India and incorporated on July 26<sup>th</sup>, 1971 under the provisions of the Companies Act, 1956 (Now Companies Act, 2013) and having its registered office at D-19-20, Panki Industrial Area Kanpur, Uttar Pradesh-208022, India. The Holding Company has its listings on BSE Limited and National Stock Exchange of India Limited.

The details of the Company are as below:-

CIN : - L25209UP1971PLC003444

Registered Address:- D 19-20 PANKI INDUSTRIAL AREA KANPUR UTTAR PRADESH 208022

Phone Number: +91 512 2691113-116

Official Email ID:- secretary@kanplas.com

Website:- <https://kanplas.com>

None of the subsidiary companies are listed on any stock exchange in India or overseas.

The details of the Subsidiary Companies are as under:

Name	Country of incorporation	Parent	% Holding as at 31.03.2024	% Holding as at 31.03.2023
Bright choice Ventures (P) Ltd.	India	Kanpur Plastipack Ltd.	100%	100%
Kanplas Earning Solutions (P) Ltd.	India	Kanpur Plastipack Ltd.	60%	100%

Name	Country of incorporation	Parent	% Holding as at 31.03.2024	% Holding as at 31.03.2023
Kanplas Do Brasil LTDA	Brazil	Kanpur Plastipack Ltd.	100%	100%

These financial statements were authorised by the Board of Directors for issue in accordance with the resolution passed on May 28<sup>th</sup>, 2024.

## NOTE NO.2

**2.1 Statement of Compliance:** These Consolidated financial statements have been prepared in accordance with the Indian Accounting Standards (referred to as "Ind AS") as prescribed under section 133 of the Companies Act, 2013 read with Companies (Indian Accounting Standards) Rules, as amended from time to time.

**2.2 Basis of Preparation and Presentation:** The Consolidated Financial Statements have been prepared in accordance with Indian Accounting Standards (Ind-AS) notified under section 133 of the Companies Act, 2013 ("Act") read with Companies (Indian Accounting Standards) Rules, 2015, as amended; and the other relevant provisions of the Acts and Rules thereunder.

These financial statements have been prepared on a historical cost basis, except for the following assets and liabilities:

- Certain financial assets and liabilities that are measured at fair value
- Defined benefit plans-plan assets/liabilities measured at fair value

Historical cost is generally based on the fair value of the consideration given in exchange of goods and services. Fair value is the price that would be received to sell an asset or paid to transfer a liability in an orderly transaction between market participants at the measurement date.

The statement of cash flows has been prepared under the indirect method whereby profit or loss is adjusted for the effects of transactions of a non-cash nature, accruals etc. of past or future operating cash receipts or payments and items of income or expense associated with investing or financing cash flows. The cash flows from operating, investing and financing activities of the Company are segregated. The Company considers all highly liquid investments that are readily convertible to known amounts

# Notes forming part of the Consolidated Financial Statements

as at 31<sup>st</sup> March 2024

of cash and are subject to an insignificant risk of changes in value to be cash equivalents.

These financial statements are presented in Indian Rupees (INR) and all values are rounded to nearest lakhs ( ` 00,000), except where otherwise indicated.

## 2.3 Basis of consolidation

The Company consolidates all entities which are controlled by it. The Company establishes control when; it has power over the entity, is exposed, or has rights, to variable returns from its involvement with the entity and has the ability to affect the entity's returns by using its power over relevant activities of the entity.

Entities controlled by the Company are consolidated from the date control commences until the date control ceases. The results of subsidiaries acquired, or sold, during the year are consolidated from the effective date of acquisition and up to the effective date of disposal, as appropriate.

All inter-company transactions, balances, income and expenses are eliminated in full on consolidation. Changes in the Company's interests in subsidiaries that do not result in a loss of control are accounted for as equity transactions. The carrying amount of the Company's interests and the non-controlling interests are adjusted to reflect the changes in their relative interests in the subsidiaries. Any difference between the amount by which the non-controlling interests are adjusted and the fair value of the consideration paid or received is recognised directly in equity and attributed to shareholders of the Company.

The Functional Currencies of the Parent company and two subsidiaries is Indian Rupees. The company has made the required translation adjustments in respect of its offshore Subsidiary.

## 2.4 CURRENT V. NON-CURRENT CLASSIFICATION:

The Group presents assets and liabilities in the balance sheet based on current/non-current classification.

### (a) An asset is treated as current when it is:

- Expected to be realized or intended to be sold or consumed in normal operating cycle.
- Held primarily for purpose of trading.
- Expected to be realized within twelve months after the reporting period.

All other assets are classified as non-current.

### (b) A liability is current when:

- It is expected to be settled in normal operating cycle
- It is held primarily for purpose of trading
- It is due to be settled within twelve months after the reporting period, or
- There is no unconditional right to defer the settlement of the liability for at least twelve months after the reporting period.

All other liabilities are classified as non-current.

Deferred tax assets and deferred tax liabilities are classified as non-current assets and liabilities.

The operating cycle is the time between the acquisition of assets for processing and their realization in cash and cash equivalents. The Company has identified twelve months as its general operating cycle.

## 2.5 Use of Estimates, Assumptions and Judgements:

The preparation of these financial statements in conformity with the recognition and measurement principles of Ind AS requires the management of the Group to make estimates, judgements and assumptions that affect the reported amounts of assets and liabilities and the disclosure of contingent liabilities on the date of the consolidated financial statements and the results of operations during the year. Estimates and underlying assumptions are reviewed on an ongoing basis. Differences between actual results and estimates are recognised in the year in which the results are known or materialise.

Some of the critical accounting judgements, estimates and assumptions used by the Group in preparation of these consolidated financial statements are as under:

### i. Useful lives of property, plant and equipment

The Group reviews the useful life of the property, plant and equipment at the end of each reporting period. This reassessment may result in change in depreciation expense in future period(s).

### ii. Fair value measurement of financial instrument:

The fair value of financial assets and financial liabilities recorded in the consolidated balance sheet has been arrived at on the basis of the quoted prices in active markets, wherever available. For such financial assets



# Notes forming part of the Consolidated Financial Statements

as at 31<sup>st</sup> March 2024

and financial liabilities which cannot be measured based on quoted prices in active markets, their fair value is measured using other accepted valuation techniques. Changes in assumptions used in applying these methods could affect the reported fair value of financial instruments.

### iii. Impairment of investments (carried at cost) and other assets

The Group reviews the carrying values of investments carried at cost and other assets (net of impairment, if any) annually, or more frequently when there is indication for impairment. If the recoverable amount is less than its carrying amount, the impairment loss is accounted for in the statement of profit and loss. Measurement of impairment requires use of estimates and judgement.

### iv. Employee benefits:

The defined benefit plan (i.e. Gratuity benefit) is determined using actuarial valuation. An actuarial valuation involves making various assumptions which may differ from actual developments in the future. These include the determination of the discount rate, future salary increases, mortality rates, future pension increases etc.

### v. Warranty provision/Quality Claim

Provision for quality claims is determined based on the historical percentage of claims' expense to sales for the same types of goods for which the claim is currently being determined. The same percentage to the sales is applied for the current accounting period to derive the expected claim expense to be accrued. It is adjusted to account for unusual factors, if any. It is very unlikely that actual claims will exactly match the historical warranty percentage, so such estimates are reviewed annually for any material changes in assumptions and likelihood of occurrence.

### vi. Provisions and Contingent liabilities

A provision is recognized if, as a result of a past event, the Group has a present legal or constructive obligation that can be estimated reliably, and it is probable that an outflow of resources embodying economic benefits will be required to settle the obligation. Judgements include estimating the probability of the cash outflows for the present obligations and accordingly provisions are determined and reviewed at the end of each reporting period and are adjusted to reflect

current best estimates. The Group uses significant judgements to identify and measure contingent liabilities. Contingent liabilities are disclosed when there is a possible obligation arising from past events, the existence of which will be confirmed only by the occurrence or non-occurrence of one or more uncertain future events not wholly within the control of the Group or a present obligation that arises from past events where it is either not probable that an outflow of resources will be required to settle the obligation or a reliable estimate of the amount cannot be made. Contingent liabilities in relation to assessment/litigations can involve complex issues, which can only be resolved over extended time periods.

### vii. Taxes, including Evaluation of recoverability of Deferred tax assets and liabilities:

Uncertainties exist with respect to the interpretation of complex tax regulations, changes in tax laws, and the amount and timing of future taxable income. Given the wide range of business relationships and the long-term nature and complexity of existing contractual agreements, differences arising between the actual results and the assumptions made, or future changes to such assumptions, could necessitate future adjustments to tax income and expense already recorded. The Company establishes provisions, based on reasonable estimates. The amount of such provisions is based on various factors, such as experience of previous tax audits and differing interpretations of tax regulations by the taxable entity and the responsible tax authority. Such differences of interpretation may arise on a wide variety of issues depending on the conditions prevailing in the domicile of the company.

## 2.6 Property, Plant and Equipment

- i) Property, plant and equipment are stated at cost, net of accumulated depreciation and accumulated impairment losses, if any.
- ii) The initial cost of an asset comprises its purchase price (including import duties and non-refundable taxes, if any), any costs directly attributable to bringing the asset into the location and condition necessary for it to be capable of operating in the manner intended by the management, borrowing cost for qualifying assets (i.e. assets that necessarily take a substantial period of time to get ready for their intended use).
- iii) Subsequent expenditure is capitalized only if it is probable that the future economic benefits associated with the expenditure will flow to the Company.

# Notes forming part of the Consolidated Financial Statements

as at 31<sup>st</sup> March 2024

- iv) Spare parts which meet the definition of Property, plant and equipment are capitalized as Property, plant and equipment. In other cases, the spare parts is inventorised on procurement and charged to Statement of Profit and Loss on consumption.
- v) An item of Property, plant and equipment and any significant part initially recognised separately as part of Property, plant and equipment is de-recognised upon disposal; or when no future economic benefits are expected from its use or disposal. Any gain or loss arising on de-recognition of the assets is included in the Statement of Profit and Loss on consumption.
- vi) The residual value and useful lives of Property, Plant and Equipment are reviewed at each financial year end and changes, if any, are accounted in the line with revisions to accounting estimates.
- vii) In the earlier years, the Group had elected to use exemption available under Ind AS 101 to continue with the carrying value for all its Property, Plant and Equipment as recognised in the financial statements as at the date of transition to Ind-ASs, measured as per previous GAAP and use that as its deemed cost as at the transition date.
- viii) Capital work- in- progress includes cost of property, plant and equipment under installation / under development as at the balance sheet date.
- ix) Depreciation on property, plant and equipment is provided on prorata basis on straight-line method using the useful lives of the assets estimated by management and in the manner prescribed in Schedule II of the Companies Act 2013. The useful lives for various categories of property, plant and equipment are as given below:

Sl. No	Description	Useful Life as per Schedule II of the Companies Act, 2013	Useful life
1.	Office Buildings	60 years	60 years
2.	Factory Buildings	30 years	30 years
3.	Plant and equipment qualifying as Continuous Process Plant	25 years	25 years
4.	Plant and Machinery installed at Cast Polypropolene Films (CPP) unit	25 years	35 years

Sl. No	Description	Useful Life as per Schedule II of the Companies Act, 2013	Useful life
4A	Other Plant and Equipment for three shift working (Useful life is estimated for a three shift working)	Single shift- 15 years Triple Shift- 7.50 years	15 years/ 7.50 years
5.	Other Equipment	10 years	7.5 years
6.	Furniture and fittings	10 years	10 years
7.	Office equipment	05 years	05 years
8.	Vehicles- Four wheelers	08 years	08 years
9.	Vehicles- Two wheelers	10 years	10 years
10.	Computers and peripherals	Servers- 06 years Others-03 years	03 years
11.	Computer software	As per Ind-AS 38	03 years

- x) The residual values, useful lives and methods of depreciation of property, plant and equipment are reviewed at each financial year end and adjusted prospectively, if appropriate.
- xi) An asset's carrying amount is written down immediately to its recoverable amount if the asset's carrying amount is greater than its estimated recoverable amount. Recoverable amount is higher of the value in use or exchange.
- xii) Gains and losses on disposals are determined by comparing the sale proceeds with the carrying amount and are recognised in the Statement of Profit and Loss.

## 2.7 Inventories:

- i. **Basis of Valuation:** Inventories are stated at lower of cost and net realizable value. The comparison of cost and net realizable value is made on an item-by-item basis.
- ii. **Method of Valuation-** Cost of inventories comprises of expenditure incurred in the normal course of business in bringing inventories to their present location including appropriate overheads apportioned on a reasonable and consistent basis.
- iii. The inventories of finished goods, which were in transit or lying at port as at the reporting date have been valued at lower of cost and market value. The cost has been worked out as per the Retail Method.

The inventories have been physically taken by the management periodically during the year.

# Notes forming part of the Consolidated Financial Statements

as at 31<sup>st</sup> March 2024

## 2.8 Revenue Recognition:

The Group derives its revenues primarily from sale of merchandise and C&F commission agency services.

Revenue is measured at the fair value of the consideration received or receivable, taking into account contractually defined terms of payment and excluding central taxes or duties collected on behalf of the Government. Revenue is recognized to the extent that it is probable that the economic benefits will flow to the Group and the revenue can be reliably measured, regardless of when the payment is being made. Amounts disclosed are net of returns, trade discounts, rebates, but including Goods and Services Tax collected on behalf of the Government. However the GST collected and paid has been shown as a deduction under the heading 'Revenue from Operations' and only the net Revenue from Operations has been stated in the Statement of Profit and Loss.

The Group assesses its revenue arrangements against specific criteria in order to determine if it is acting as principal or agent. The Group has concluded that it is acting as a principal in all of its revenue arrangements since it is the primary obligor in all the revenue arrangements as it has pricing latitude and is also exposed to inventory and credit risks. The specific recognition criteria described below must also be met before revenue is recognised:

### a) Sale of goods:

- a. Inland sales have been accounted for at the time of dispatch of goods from the factory.
- b. Export Sales have been recognized only after the company loses control over the material i.e. once the goods have been shipped on board.
- c. Sales have been recorded net of rebates and trade discounts but are grossed up for Goods and Services Tax collected thereon.

### b) Commission Income

Commission income is recognized to the extent it is probable that economic benefits will flow to the company and the revenue can be reliably measured and the company has contractual right to such revenue.

### c) Interest Income

Interest Income is disclosed under "other income" and is recognized using the effective interest method.

## 2.9 Employee Benefits:

### Short term employee benefits

All employee benefits payable/available within twelve months of rendering the services are classified as short term employee benefits. Benefits such as salaries, wages and bonus, etc., are recognised in the Statement of Profit and Loss in the period in which the employee renders the related service.

### Provident fund

Eligible employees receive benefits from a provident fund, which is a defined contribution plan. Both the employees and the entities within the group make monthly contributions to the provident fund plan equal to a specified percentage of the covered employees' salary. The entities within the group contribute a part of the contributions to the Government administered Provident/Pension Fund. The entities within the group have no obligation, other than the contribution payable to the provident fund. The group recognizes contribution payable through the provident fund scheme as an expense, when an employee renders related services.

### Other long term employee benefits

The Group does not have any structured Employee's Gratuity Fund Scheme. However the Group provides for its gratuity liability as a defined benefit gratuity plan that provides a lump-sum payment to vested employees at retirement, death, incapacitation or termination of employment in accordance with "The Payment of Gratuity Act, 1972". The amount is based on the respective employee's last drawn salary and the tenure of employment with the Company. The liabilities with respect to Gratuity Plan are determined by actuarial valuation. The Company does not make any contributions and meets its gratuity liability from its own sources as and when the claims arise.

## 2.10 Government Grants:

- Government Grants are recognised at their realizable value when there is reasonable assurance that the grant will be received and all the attached conditions will be complied with.
- Government grants are recognised in the Statement of Profit and Loss on a systematic basis over the periods in which the related costs, for which the grants are intended to compensate, are recognised as expenses.
- Government grants related to property, plant and equipment are recognised as deferred income.

# Notes forming part of the Consolidated Financial Statements

as at 31<sup>st</sup> March 2024

## 2.11 Borrowing Costs

- Borrowing cost consists of interest and other costs incurred in connection with the borrowing of funds. Borrowing costs also include exchange differences to the extent regarded as an adjustment to the borrowing costs.
- Borrowing costs that are attributable to the acquisition or construction of qualifying assets (i.e. an asset that necessarily takes a substantial period of time to get ready for its intended use) are capitalized as a part of the cost of such assets. All other borrowings costs are charged to the Statement of Profit and Loss.

## 2.12 Foreign currencies

Items included in the Consolidated financial statements are measured using the currency of the primary economic environment in which the Holding entity operates ('the functional currency'). The Group's Consolidated financial statements are presented in Indian rupee (₹) which is also the Holding Company's functional and presentation currency.

Foreign currency transactions are recorded on initial recognition in the functional currency, using the prescribed exchange rate prevailing at the date of transaction.

### Measurement of foreign currency items at the balance sheet date

Foreign currency monetary assets and liabilities denominated in foreign currencies are translated at the functional currency spot rates of exchange at the reporting date.

Non-monetary items that are measured in terms of historical cost in a foreign currency are translated using the exchange rates at the dates of the initial transactions.

### Exchange differences

Exchange differences arising on settlement or translation of monetary items are recognised as income or expense in the period in which they arise.

## 2.13 Cash and Cash Equivalents

Cash and cash equivalents in the Consolidated balance sheet comprise cash at banks and on hand and short-term deposits with an original maturity of three months or less, which are subject to insignificant risk of changes in value.

## 2.14 Offsetting of financial Assets and liabilities

Financial assets and financial liabilities are offset and the net amount is reported in the Consolidated Balance Sheet,

if there is a currently enforceable legal right to offset the recognised amounts and there is an intention to settle on a net basis, or to realize the assets and settle the liabilities simultaneously.

## 2.15 Taxes

Tax expense for the year comprises of current tax and deferred tax.

### a) Current Tax

- Current income tax, assets and liabilities are measured at the amount expected to be paid to or recovered from the taxation authorities in accordance with the Income Tax Act, 1961 and the Income Computation and Disclosure Standards (ICDS) enacted in India by using tax rates and the tax laws that are enacted at the reporting date.
- Current income tax relating to item recognised outside the Statement of Profit and Loss is recognised outside Profit or Loss (either in other comprehensive income or equity). Current tax items are recognised in correlation to the underlying transactions either in OCI or directly in equity.

### b) Deferred Tax

Deferred income tax is recognised using the balance sheet approach. Deferred income tax assets and liabilities are recognised for deductible and taxable temporary differences arising between the tax base of assets and liabilities and their carrying amount, except when the deferred income tax arises from the initial recognition of goodwill or an asset or liability in a transaction that is not a business combination, affects neither accounting nor taxable profit or loss at the time of the transaction.

Deferred income tax assets are recognised to the extent that it is probable that taxable profit will be available against which the deductible temporary differences and the carry forward of unused tax credits and unused tax losses can be utilised.

The carrying amount of deferred income tax assets is reviewed at each reporting date and reduced to the extent that it is no longer probable that sufficient taxable profit will be available to allow all or part of the deferred income tax asset to be utilised.

# Notes forming part of the Consolidated Financial Statements

as at 31<sup>st</sup> March 2024

Deferred income tax liabilities are recognised for all taxable temporary differences except in respect of taxable temporary differences associated with investments in subsidiaries where timing of the reversal of the temporary difference can be controlled and it is probable that the temporary difference will not reverse in the foreseeable future.

Deferred tax assets and liabilities are measured using substantively enacted tax rates expected to apply to taxable income in the years in which the temporary differences are expected to be received or settled.

Deferred tax assets and liabilities are offset when they relate to income taxes levied by the same taxation authority and the relevant entity intends to settle its current tax assets and liabilities on a net basis.

Deferred tax relating to items recognised outside the statement of profit and loss is recognised outside the statement of profit and loss (either in other comprehensive income or in equity). Deferred tax items are recognised in correlation to the underlying transaction either in OCI or direct in equity.

## 2.16 Earnings Per Share

Basic earnings per share are calculated by dividing the net profit or loss for the period attributable to equity shareholders by the weighted average number of equity shares outstanding during the period. The weighted average number of equity shares outstanding during the period is adjusted for events such as bonus issue, bonus element in a rights issue, share split, and reverse share consolidation, without a corresponding change in resources, if any.

For the purpose of calculating diluted earnings per share, the net profit or loss for the period attributable to equity shareholders and the weighted average number of shares outstanding during the period are adjusted for the effect of all potentially dilutive equity shares, if any.

The partly paid up equity shares, if any, are treated as potential equity shares in accordance with Ind-AS 33, for the period for which the same remained partly paid up.

## 2.17 Provisions, Contingent Liabilities and Commitments

- (i) Provisions are recognized when there is a present obligation (legal or constructive) as a result of a past event, it is probable that an outflow of resources embodying economic benefits will be required to settle the obligation and a reliable estimate can be made of the amount of the obligation.

- (ii) The expenses relating to a provision is presented in the Statement of Profit and Loss net of reimbursements, if any.
- (iii) If the effect of the time value of money is material, provisions are discounted using a current pre-tax rate that reflects, when appropriate, the risks specific to the liability. When discounting is used, the increase in provision due to the passage of time is recognized as a finance cost.
- (iv) Contingent liabilities are possible obligations whose existence will only be confirmed by future events not wholly within the control of the Company, or present obligations where it is not probable that an outflow of resources will be required or the amount of the obligation cannot be measured with sufficient reliability.
- (v) Contingent liabilities are not recognized in the financial statements but are disclosed unless the possibility of an outflow of economic resources is considered remote.
- (vi) A contingent asset is a possible asset arising from past events, the existence of which will be confirmed only by the occurrence or non-occurrence of one or more uncertain future events not wholly within the control of the Company. Contingent assets are not recognised till the realisation of the income is virtually certain. However, the same are disclosed in the financial statements where an inflow of economic benefit is possible.

## 2.18 Cash Dividend to Equity shareholders of the Company

The Group recognises a liability to make cash distributions to equity holders of the respective Companies within the group, when the distribution is authorised, and the distribution is no longer at the discretion of the Board of Directors of Group entities. Final dividends on shares is recorded as a liability on the date of approval by the shareholders and interim dividends are recorded as a liability on the date of declaration by the respective Company's Board of Directors.

## 2.19 Events after the reporting period

Adjusting events are events that provide further evidence of conditions that existed at the end of the reporting period. The financial statements are adjusted for such events before authorisation for issue. Non-adjusting events are events that are indicative of conditions that arose after the end of the reporting period. Non-adjusting events after the reporting date are not accounted but disclosed.

# Notes forming part of the Consolidated Financial Statements

as at 31<sup>st</sup> March 2024

## 2.20 Exceptional Items

Exceptional items are disclosed separately in the financial statements where it is necessary to do so to provide further understanding of the financial performance of the Group. These are material items of income or expense that have to be shown separately due to the significance of their nature or amount.

**2.21 Leases-** A contract is, or contains, a lease if the contract conveys the right to control the use of an identified asset for a period of time in exchange for consideration.

### Group as a lessee

The Group accounts for each lease component within the contract as a lease separately from non-lease components of the contract and allocates the consideration in the contract to each lease component on the basis of the relative standalone price of the lease component and the aggregate standalone price of the non-lease components.

The Group recognises right-of-use the asset representing its right to use the underlying asset for the lease term at the lease commencement date. The cost of the right-of-use asset measured at inception shall comprise of the amount of the initial measurement of the lease liability adjusted for any lease payments made at or before the commencement date less any lease incentives received, plus any initial direct costs incurred and an estimate of costs to be incurred by the lessee in dismantling and removing the underlying asset or restoring the underlying asset or site on which it is located. The right-of-use assets is subsequently measured at cost less any accumulated depreciation, accumulated impairment losses, if any and adjusted for any re-measurement of the lease liability. The right-of-use assets are depreciated using the company's depreciation policy for Property, Plant and Equipment. Right-of-use assets are tested for impairment whenever there is any indication that their carrying amounts may not be recoverable. Impairment loss, if any, is recognised in the statement of profit and loss.

The Group has elected not to apply the requirements of Ind AS 116 - Leases to short-term leases of all assets that have a lease term of 12 months or less and leases for which the underlying asset is of low value. The lease payments associated with these leases are recognised as an expense on a straight-line basis over the lease term.

## 2.22 Segment Reporting

Operating Segments are reported in a manner consistent with the internal reporting provided to the Chief Operating Decision Maker; which is the committee constituted by

the Managing Director, The Dy.Managing Director and the Executive Director of the Holding Company.

## 2.23 Fair value measurement

The Group measures financial instruments at fair value at each balance sheet date.

Fair value is the price that would be received to sell an asset or paid to transfer a liability in an orderly transaction between market participants at the measurement date. The fair value measurement is based on the presumption that the transaction to sell the asset or transfer the liability takes place either:

- (i) In the principal market for asset or liability, or
- (ii) In the absence of a principal market, in the most advantageous market for the asset or liability.

The principal or the most advantageous market must be accessible by the respective Company.

The fair value of an asset or liability is measured in accordance with Ind-AS 113, using the assumptions that market participants would use when pricing the asset or liability, assuming that market participants act in their economic best interest.

A fair value measurement of a non- financial asset takes into account a market participant's ability to generate economic benefits by using the asset in its highest and best use or by selling it to another market participant that would use the asset in its highest and best use.

The Group uses valuation techniques that are appropriate in the circumstances and for which sufficient data are available to measure fair value, maximising the use of relevant observable inputs and minimizing the use of unobservable inputs.

All assets and liabilities for which fair value is measured or disclosed in the financial statements are categorized within the fair value hierarchy, , described as follows, based on the lowest level input that is significant to the fair value measurement as a whole:

**Level 1-** Quoted (unadjusted) market prices in active markets for identical assets or liabilities

**Level 2-** Valuation techniques for which the lowest level input that is significant to the fair value measurement is directly or indirectly observable

# Notes forming part of the Consolidated Financial Statements

as at 31<sup>st</sup> March 2024

**Level 3-** Valuation techniques for which the lowest level input that is significant to the fair value measurement is unobservable.

For assets and liabilities that are recognised in the financial statements on a recurring basis, the Company determines whether transfers have occurred between levels in the hierarchy by re-assessing categorization (based on the lowest level input that is significant to fair value measurement as a whole at the end of each reporting period.

For the purpose of fair value disclosures, the Group has determined classes of assets and liabilities on the basis of

the nature, characteristics and risks of the asset or liability and the level of the fair value hierarchy as explained above. The quantitative disclosures of fair value measurement hierarchy are contained in Note No.50.

## RECENT PRONOUNCEMENTS

Ministry of Corporate Affairs (“MCA”) notifies new standards or amendments to the existing standards under Companies (Indian Accounting Standards) Rules as issued from time to time. For the year ended March 31, 2024, MCA has not notified any new standards or amendments to the existing standards applicable to the Group.

# Notes forming part of the Consolidated Financial Statements

as at 31<sup>st</sup> March 2024

## Note - 3 PROPERTY, PLANT AND EQUIPMENT

Particulars	(₹ in Lacs)										
	Lease Hold Land	Freehold Land	Buildings	Vehicles	Furniture & Fittings	Office Equipment	Plant & Machinery	Grand Total	Intangible Assets- Computer Softwares	Capital Work In Progress	
AT COST											
Cost as at April 01 <sup>st</sup> , 2022	384.88	2,376.77	6,885.26	527.61	389.10	468.11	16,800.36	27,832.09	73.88	203.74	
Additions	-	53.14	25.46	0.98	44.85	86.90	600.27	811.60	-	4,190.75	
Disposals/Transfer	-	-	-	6.81	-	0.75	340.90	348.46	-	758.46	
<b>Cost as at April 01<sup>st</sup>, 2023</b>	<b>384.88</b>	<b>2,429.91</b>	<b>6,910.72</b>	<b>521.78</b>	<b>433.95</b>	<b>554.26</b>	<b>17,059.73</b>	<b>28,295.23</b>	<b>73.88</b>	<b>3,636.03</b>	
Additions	-	-	656.52	17.35	44.36	174.19	7,357.52	8,249.94	14.72	4,766.65	
Disposals/Transfer	-	-	-	20.66	-	-	7.93	28.59	-	8,249.94	
<b>As at March 31<sup>st</sup> 2024</b>	<b>384.88</b>	<b>2,429.91</b>	<b>7,567.24</b>	<b>518.47</b>	<b>478.31</b>	<b>728.45</b>	<b>24,409.32</b>	<b>36,516.58</b>	<b>88.60</b>	<b>152.74</b>	
Depreciation as at April 01 <sup>st</sup> , 2022	73.82	-	1,208.61	219.57	137.02	346.99	4,456.35	6,442.36	73.88	-	
Charge for the Year	4.87	-	216.12	58.00	38.21	61.69	748.65	1,127.54	-	-	
Transfers	-	-	-	3.57	-	0.07	111.15	114.79	-	-	
<b>As at March 31<sup>st</sup>, 2023</b>	<b>78.69</b>	<b>-</b>	<b>1,424.73</b>	<b>274.00</b>	<b>175.23</b>	<b>408.61</b>	<b>5,093.85</b>	<b>7,455.11</b>	<b>73.88</b>	<b>-</b>	
Charge for the Year	4.88	-	225.73	58.37	40.69	83.02	871.09	1,283.78	0.93	-	
Transfers	-	-	-	19.63	-	-	7.53	27.16	-	-	
<b>As at March 31<sup>st</sup> 2024</b>	<b>83.57</b>	<b>-</b>	<b>1,650.46</b>	<b>312.74</b>	<b>215.92</b>	<b>491.63</b>	<b>5,957.41</b>	<b>8,711.73</b>	<b>74.81</b>	<b>-</b>	
<b>NET CARRYING AMOUNT</b>											
<b>As at March 31, 2023</b>	<b>306.19</b>	<b>2,429.91</b>	<b>5,485.99</b>	<b>247.78</b>	<b>258.72</b>	<b>145.65</b>	<b>11,965.88</b>	<b>20,840.12</b>	<b>-</b>	<b>3,636.03</b>	
<b>As at March 31<sup>st</sup> 2024</b>	<b>301.31</b>	<b>2,429.91</b>	<b>5,916.78</b>	<b>205.73</b>	<b>262.39</b>	<b>236.82</b>	<b>18,451.91</b>	<b>27,804.85</b>	<b>13.79</b>	<b>152.74</b>	

(a) Details of property, plant and equipment pledged against borrowings are presented in note 15 & 18

(b) Intangible assets include Computer software acquired and also assets which were internally generated by the company, as per details below:

Particulars	Intangibles-Internally generated		Intangibles-Acquired	
	CY	PY	CY	PY
Cost	73.88	73.88	14.72	-
Accumulated Depreciation	73.88	73.88	0.93	-
<b>WDV</b>	<b>-</b>	<b>-</b>	<b>13.79</b>	<b>-</b>

(₹ in Lacs)



# Notes forming part of the Consolidated Financial Statements

as at 31<sup>st</sup> March 2024

## Note - 3 PROPERTY, PLANT AND EQUIPMENT (Contd..)

### (c) Ageing Schedule for Capital Work - In - Progress :-

(₹ in Lacs)

CWIP	Amount in CWIP for a period of								Total	
	Less than 1 year		1-2 years		2-3 years		More than 3 years			
	CY	PY	CY	PY	CY	PY	CY	PY	CY	PY
- <b>Projects in progress</b>										
New Project- Cast	8.54	3,216.38	-	-	-	-	-	-	8.54	3,216.38
Polypropylene (CPP) film										
Upgradation/Extention in	144.20	419.65	-	-	-	-	-	-	144.20	419.65
Existing facilities										
<b>Total</b>	<b>152.74</b>	<b>3,636.03</b>	<b>-</b>	<b>-</b>	<b>-</b>	<b>-</b>	<b>-</b>	<b>-</b>	<b>152.74</b>	<b>3,636.03</b>

## NOTE - 4 LONG TERM INVESTMENTS

(₹ in Lacs)

Particulars	As at 31 <sup>st</sup> March 2024	As at 31 <sup>st</sup> March 2023
<b>1. Investment in Equity Shares</b>		
(Unquoted Equity Shares, Valued at Cost)		
<b>Investment in Uncontrolled Structured Companies</b>		
(Amplus Green Power Pvt. Ltd. Representing 3.75% Equity Shares)	299.98	299.98
(1719061 (PY-1719061) Eq. Shares of ₹ 10/- each fully paid up)		
	<b>299.98</b>	<b>299.98</b>

## NOTE - 5 OTHER FINANCIAL ASSETS

(₹ in Lacs)

Particulars	As at 31 <sup>st</sup> March 2024	As at 31 <sup>st</sup> March 2023
Other Deposits		
- Stamp Duty Recoverable	29.07	29.07
- Security Deposits to Govt. & Others	270.89	270.60
	<b>299.96</b>	<b>299.67</b>

## NOTE - 6 OTHER NON-CURRENT ASSETS

(₹ in Lacs)

Particulars	As at 31 <sup>st</sup> March 2024	As at 31 <sup>st</sup> March 2023
(i) Capital Advances		
Capital Advances	22.52	628.84
(ii) Advances other than capital advances		
- VAT Recoverable (Taxes under protest)	5.45	5.45
- Income Tax Refund receivable	38.88	64.68
	<b>66.85</b>	<b>698.97</b>

# Notes forming part of the Consolidated Financial Statements

as at 31<sup>st</sup> March 2024

## CURRENT ASSETS :

### NOTE - 7 INVENTORIES

(₹ in Lacs)

Particulars	As at 31 <sup>st</sup> March 2024	As at 31 <sup>st</sup> March 2023
1 Raw Material	3,567.22	3,431.12
2 Raw Material (in Transit)	636.72	31.51
3 Goods -in-Process	2,880.34	2,421.80
4 Finished Goods (including goods lying at port)	2,268.20	2,030.95
5 Stores & Spares/ Others	451.80	409.46
	<b>9,804.28</b>	<b>8,324.84</b>

### NOTE - 8 CURRENT INVESTMENTS

(₹ in Lacs)

Particulars	As at 31 <sup>st</sup> March 2024	As at 31 <sup>st</sup> March 2023
<b>Investments at Fair Value Through Profit or Loss</b>		
Investment in Mutual Funds (Cost as at 31-03-2024 ₹ 22.34 Lacs (PY-₹ 37.19 Lacs)	25.58	39.51
	<b>25.58</b>	<b>39.51</b>

#### Details of Investments Held

(₹ in Lacs)

Particulars	As at 31 <sup>st</sup> March 2024		As at 31 <sup>st</sup> March 2023	
	Units	Cost	Units	Cost
NIPPON INDIA ETF NIFTY 1D RATE LIQUID BEES	2196.213	0.02	1584.66	15.85
AXIS FLOATER FUND- REGULAR GROWTH (RFGPG)	621.71	6.32	621.71	6.32
AXIS FLOATER FUND- REGULAR GROWTH (RFGPG)	787.34	8.00	787.34	8.00
AXIS FLOATER FUND- REGULAR GROWTH (RFGPG)	787.16	8.00	787.16	8.00
<b>TOTAL</b>	<b>4392.423</b>	<b>22.34</b>	<b>3780.87</b>	<b>38.17</b>

### NOTE - 9 TRADE RECEIVABLES

(₹ in Lacs)

Particulars	As at 31 <sup>st</sup> March 2024	As at 31 <sup>st</sup> March 2023
- Secured trade receivables- considered Good	-	-
- Un-Secured trade receivables- considered good	7,543.17	4,885.36
- Trade Receivables which have significant increase in credit risk	-	-
- Trade Receivables - Credit impaired	-	-
	<b>7,543.17</b>	<b>4,885.36</b>

#### Trade Receivables Ageing Schedule

(₹ in Lacs)

Particulars		As at 31 <sup>st</sup> March 2024					Total
		Less than 6 months	6 months -1 year	1-2 years	2-3 years	More than 3 years	
(i) Undisputed Trade Receivables - considered good	CY	7,504.62	17.98	19.43	-	1.14	7,543.17
	PY	4,838.36	45.00	0.86	-	1.14	4,885.36
(ii) Undisputed Trade Receivables - which have significant increase in credit risk	CY	-	-	-	-	-	-
	PY	-	-	-	-	-	-

# Notes forming part of the Consolidated Financial Statements

as at 31<sup>st</sup> March 2024

## NOTE - 9 TRADE RECEIVABLES (Contd..)

(₹ in Lacs)

Particulars		Less than	6 months	1-2	2-3	More than	Total
		6 months	-1 year	years	years	3 years	
(iii) Undisputed Trade Receivables - credit impaired	CY	-	-	-	-	-	-
	PY	-	-	-	-	-	-
(iv) Disputed Trade Receivables- considered good	CY	-	-	-	-	-	-
	PY	-	-	-	-	-	-
(v) Disputed Trade Receivables - which have significant increase in credit risk	CY	-	-	-	-	-	-
	PY	-	-	-	-	-	-
(vi) Disputed Trade Receivables - credit impaired	CY	-	-	-	-	-	-
	PY	-	-	-	-	-	-
<b>Total</b>	CY	<b>7,504.62</b>	<b>17.98</b>	<b>19.43</b>	<b>-</b>	<b>1.14</b>	<b>7,543.17</b>
	PY	<b>4,838.36</b>	<b>45.00</b>	<b>0.86</b>	<b>-</b>	<b>1.14</b>	<b>4,885.36</b>

## NOTE - 10 CASH AND CASH EQUIVALENTS

(₹ in Lacs)

Particulars	As at 31 <sup>st</sup> March 2024	As at 31 <sup>st</sup> March 2023
Cash in Hand	3.18	2.44
<b>Balances with Banks:</b>		
Current Accounts	190.32	144.94
	<b>193.50</b>	<b>147.38</b>

## NOTE - 11 OTHER BANK BALANCES

(₹ in Lacs)

Particulars	As at 31 <sup>st</sup> March 2024	As at 31 <sup>st</sup> March 2023
<b>Earmarked balances with banks</b>		
Unclaimed dividend balances with bank	41.64	42.20
FDRs held as Margin Money with Banks	89.73	177.58
	<b>131.37</b>	<b>219.78</b>

The Fixed Deposits with Banks are in the nature of margin money towards LC and BG Limits

## NOTE - 12 Other Current Assets :

### SHORT-TERM LOANS AND ADVANCES

(Unsecured and Considered Good)

(₹ in Lacs)

Particulars	As at 31 <sup>st</sup> March 2024	As at 31 <sup>st</sup> March 2023
(a) Income Tax Refund Receivable	48.06	28.36
(b) Others loans & advances considered good		
1 Advance to Staff	40.58	52.95
2 Pre-paid Expenses	165.62	172.71
3 Advances to Suppliers & Others	73.24	103.76
4 Refundable Share Application Money	-	-

# Notes forming part of the Consolidated Financial Statements

as at 31<sup>st</sup> March 2024

## NOTE - 12 Other Current Assets : (Contd..)

(₹ in Lacs)

Particulars	As at 31 <sup>st</sup> March 2024	As at 31 <sup>st</sup> March 2023
5 Interest Recoverable	25.34	16.17
6 Custom Duty/Electricity Duty Refundable	0.02	292.70
7 GST Recoverable		
(i) GST Refundable	-	-
(ii) ITC Receivable	797.25	483.12
8 Security deposits with Govt and Others	12.75	19.76
9 Incentives Receivable	32.89	-
	<b>1,250.27</b>	<b>1,169.53</b>

## EQUITY & LIABILITIES :

### NOTE - 13 EQUITY SHARE CAPITAL

(₹ in Lacs)

Particulars	As at 31 <sup>st</sup> March 2024	As at 31 <sup>st</sup> March 2023
<b>1 Authorised Capital</b>		
300 Lakhs (PY- 300 Lakhs) Equity Shares of ₹ 10/- each	3,000.00	3,000.00
20 Lakhs (PY- 20 Lakhs) Preference Shares of ₹ 10/- each	200.00	200.00
	<b>3,200.00</b>	<b>3,200.00</b>
<b>A. Issued, Subscribed and Paid-up Capital</b>		
(i) 21466758 (Previous years 21466758) Equity Shares of ₹ 10/- each each fully paid up	2,146.68	2,146.68
(ii) Share Forfeiture Account (14081 Shares called up ₹ 10/- each and paid up ₹ 5/- each)	0.70	0.70
	<b>2,147.38</b>	<b>2,147.38</b>

#### B Terms and Rights attached to equity shares

The Company has only one class of equity shares having a par value of ₹ 10/- per share. Each holder of equity shares is entitled to one vote per share. The Company declares and pays dividend in Indian rupees only in proportion to the paid up value of the equity shares.

The dividend if any proposed by the Board of Directors is subject to the approval of the shareholders in the ensuing Annual General Meeting.

In the event of liquidation of the Company, the holders of equity shares will be entitled to receive remaining assets of the Company after distribution of all preferential amounts. The distribution will be in proportion to the number of equity shares held by the shareholders.

#### C Reconciliation of number of equity shares outstanding as at the beginning and end of the year:

Particulars	Number of Shares	Amount ₹ In Lakhs
<b>Outstanding as at 31<sup>st</sup> March 2022</b>	<b>2,14,66,758</b>	<b>2,146.68</b>
Add: Fresh Issue	-	-
Less: Buyback	-	-
<b>Outstanding as at 31<sup>st</sup> March 2023</b>	<b>2,14,66,758</b>	<b>2,146.68</b>
Add: Fresh Issue	-	-
Less: Buyback	-	-
<b>Outstanding as at 31<sup>st</sup> March 2024</b>	<b>2,14,66,758</b>	<b>2,146.68</b>

# Notes forming part of the Consolidated Financial Statements

as at 31<sup>st</sup> March 2024

## NOTE - 13 EQUITY SHARE CAPITAL (Contd..)

### D. Details of shareholders holding more than 5% shares in the Company is set out below

(representing legal and beneficial ownership):

Particulars	As at 31.03.2024		As at 31.03.2023	
	Number of shares held	% of holding	Number of shares held	% of holding
Mahesh Swarup Agarwal *	-	-	32,63,601	15.20%
Usha Agarwal	31,14,799	14.51%	31,14,799	14.51%
Manoj Agarwal	21,39,784	9.97%	21,39,784	9.97%
Shashank Agarwal	17,86,846	8.32%	17,86,846	8.32%
UA Private Family Trust	13,42,816	6.26%	36,900	0.17%
MSA Investment And Trading Company Pvt Ltd	14,22,189	6.63%	14,22,189	6.63%
KSM Exports Limited	11,30,151	5.26%	11,30,151	5.26%

\* Deceased on 20.01.2024, consequently, shareholding transmitted among promoters group inter-se.

### E. Details of Promoters' share holdings in the Company is set out below

(representing legal and beneficial ownership):

S. No.	Promoter name	Shares held by promoters at the end of the year				% Change during the year
		Number of shares held		% of holding		
		23-24	22-23	23-24	22-23	
1	Mahesh Swarup Agarwal*	-	32,63,601	0.00%	15.20%	-15.20%
2	Usha Agarwal	31,14,799	31,14,799	14.51%	14.51%	-
3	Manoj Agarwal	21,39,784	21,39,784	9.97%	9.97%	-
4	Shashank Agarwal	17,86,846	17,86,846	8.32%	8.32%	-
5	Manoj Agarwal HUF	-	2,00,000	0.00%	0.93%	-0.93%
6	Manjari Agarwal	5,66,453	5,66,453	2.64%	2.64%	-
7	Kaira Agarwal	3,00,000	2,00,000	1.40%	0.93%	0.47%
8	Reyaansh Agarwal	3,00,000	2,00,000	1.40%	0.93%	0.47%
9	Shashank Agarwal HUF	1,50,200	1,50,200	0.70%	0.70%	-
10	MA Private Family Trust	10,55,708	76,153	4.92%	0.35%	4.56%
11	UA Private Family Trust	13,42,816	36,900	6.26%	0.17%	6.08%
12	Shashank Private Family Trust	10,09,303	29,748	4.70%	0.14%	4.56%
13	MSA Investment and Trading Company Pvt Ltd	14,22,189	14,22,189	6.63%	6.63%	-
14	KSM Exports Limited	11,30,151	11,30,151	5.26%	5.26%	-
15	KPL Packaging Pvt Ltd	2,415	2,415	0.01%	0.01%	-
16	Raghushree Earning Solutions LLP	6,556	6,556	0.03%	0.03%	-
		<b>1,43,27,220</b>	<b>1,43,25,795</b>	<b>66.74%</b>	<b>66.73%</b>	<b>0.01%</b>

\* Deceased on 20.01.2024, consequently, shareholding transmitted among promoters group inter-se.

# Notes forming part of the Consolidated Financial Statements

as at 31<sup>st</sup> March 2024

## NOTE - 14 OTHER EQUITY

(₹ in Lacs)

Particulars	As at 31 <sup>st</sup> March 2024	As at 31 <sup>st</sup> March 2023
<b>A. SECURITIES PREMIUM ACCOUNT</b>		
Balance at the beginning of the year	791.65	791.66
Add: Premium Received during the year	-	-
Less: Deduction/Transfer	-	-
<b>Balance as at the end of the year</b>	<b>791.65</b>	<b>791.66</b>
<b>B. CAPITAL REDEMPTION RESERVE</b>		
Balance at the beginning of the year	200.00	200.00
Add: Transfer from Retained Earnings	-	-
<b>Balance as at the end of the year</b>	<b>200.00</b>	<b>200.00</b>
<b>C. GENERAL RESERVE</b>		
Balance at the beginning of the year	124.34	124.34
Add: Transfer from Retained Earnings	-	-
Less: Transferred to Capital Redemption Reserve	-	-
<b>Balance as at the end of the year</b>	<b>124.34</b>	<b>124.34</b>
<b>D. FOREIGN CURRENCY TRANSLATION RESERVE</b>		
Balance at the beginning of the year	6.95	-
Add: Transfer from Retained Earnings	(3.55)	6.95
Less: Transfer to Retained Earnings	-	-
<b>Balance as at the end of the year</b>	<b>3.40</b>	<b>6.95</b>
<b>D. RETAINED EARNINGS</b>		
Balance at the beginning of the year	14,732.63	14,636.41
Add: Net Profit/(Loss) for the Year as per the Statement of Profit & Loss	103.76	360.77
	<b>14,836.39</b>	<b>14,997.18</b>
<b>Less:</b>		
(i) Transferred To Foreign Currency Translation Reserve	(3.55)	6.95
(ii) Final Dividend of preceeding year paid during the Year (Amount per share ₹ 0.50 , Previous Year ₹ 2.40 /- per Equity Share)	107.33	257.60
(iii) Interim Dividend on Equity Shares paid during the Year for current year (Amount per share ₹ NIL , Previous Year ₹ NIL )	-	-
	<b>103.78</b>	<b>264.55</b>
<b>Balance as at the end of the Year</b>	<b>14,732.61</b>	<b>14,732.63</b>
	<b>15,852.00</b>	<b>15,855.58</b>

**Note:** Nature and purpose of the above reserves is described under "STANDALONE STATEMENT OF CHANGES IN EQUITY"

## NOTE - 15 Long Term Borrowings:

(₹ in Lacs)

Particulars	As at 31 <sup>st</sup> March 2024	As at 31 <sup>st</sup> March 2023
Term Loans from banks (Secured)	8,449.40	7,292.59
Vehicle Finance under Hire purchase	-	3.07
	<b>8,449.40</b>	<b>7,295.66</b>

**15.1** Term Loans from State Bank of India in INR, Balance Outstanding is ₹ 6081.09 Lakhs, (Previous Year ₹ 4367.30 Lakhs).

**15.2** Term Loans from HDFC Bank Ltd. INR, Balance Outstanding is ₹ 686.94 Lakhs, (Previous Year ₹ 1744.47 lakhs)

**15.3** Term Loans from AXIS Bank Ltd. INR, Balance Outstanding is ₹ 3777.05 Lakhs, (Previous Year ₹ 2767.91 lakhs)

# Notes forming part of the Consolidated Financial Statements

as at 31<sup>st</sup> March 2024

## NOTE - 15 Long Term Borrowings : (Contd..)

**15.4** The above Term Loans are secured by the assets created through the respective loans, including immovable assets of the company situated at Fatehpur Roshnai, Dist Akbarpur, Gajner Road; Kanpur, Dehat at D-19 and D-20, Site I Panki Industrial Area, Kanpur and at A1-A2, Site 5 (Udyog Kunj), Panki Industrial Area, Kanpur

**15.5** Veichle Financed from HDFC Bank Ltd. INR, Balance Outstanding is ₹ 3.08 Lakhs, (Previous Year ₹ 10.03 lakhs)

**15.6** The above Term Loans have been guaranteed (Personal) by Chairman Cum Managing Director and Deputy Managing Director.

**15.7** Vehicle Finance under Hire purchase is Secured by Hypothecation of Vehicles of the company and are repayable over a period of 5 Years.

The installments due in the succeeding twelve months in respect of the above loans have been classified under Current Liabilities in Note No.18, as 'Current Maturities of Debts'.

## NOTE - 16 Employee Benefit Obligation

(₹ in Lacs)

Particulars	As at	As at
	31 <sup>st</sup> March 2024	31 <sup>st</sup> March 2023
Provisions for Employee Benefit Obligations *	817.58	766.79
	<b>817.58</b>	<b>766.79</b>

\* Refer Note 36

## NOTE - 17 Deffered Tax Liability (Net)

(₹ in Lacs)

Particulars	As at	As at
	31 <sup>st</sup> March 2024	31 <sup>st</sup> March 2023
<b>1 Deferred Tax Liabilities are attributable to:</b>		
Depreciation and amortisation	2,453.45	2,148.69
<b>2 Deferred Tax Assets are attributable to:</b>		
Employee benefits	(289.71)	(269.41)
Deferred income-Capital Subsidy	(252.84)	(138.97)
Business Loss	(177.10)	-
	<b>1,733.80</b>	<b>1,740.31</b>

## Reconciliation of tax expense and accounting profit multiplies by the domestic tax rate for 31 March 2024 and 31 March 2023

(₹ in Lacs)

Particulars	For the Year Ended	
	March 31, 2024	March 31, 2023
Accounting profit before Income Tax	187.87	206.56
Applicable Tax Rate	25.17%	25.17%
<b>Computed Tax Expense</b>	<b>47.29</b>	<b>51.99</b>
Adjustment in respect of current income tax of previous years		16.31
Impact of change in tax rate for calculation of DTA/DTL	26.10	(263.95)
Utilisation of unrecognised unabsorbed depreciation/carried forward losses/MAT credit	-	16.30
Effect of Non deductible adjustments for tax purposes	16.27	32.09
<b>Income Tax at effective tax rate</b>	<b>89.66</b>	<b>(147.26)</b>

# Notes forming part of the Consolidated Financial Statements

as at 31<sup>st</sup> March 2024

## NOTE - 17A Other Non Current Liabilities

(₹ in Lacs)

Particulars	As at	As at
	31 <sup>st</sup> March 2024	31 <sup>st</sup> March 2023
Deferred Income- Subsidy against Capital Investment	1,004.60	552.15
	<b>1,004.60</b>	<b>552.15</b>

### Current Liabilities :

### Financial Liabilities

## NOTE - 18 Borrowings from Bank

(₹ in Lacs)

Particulars	As at	As at
	31 <sup>st</sup> March 2024	31 <sup>st</sup> March 2023
1 Working Capital Loans in INR (Refer to Notes 18.1 to 18.7 below)	11,863.19	7,673.61

### Current Maturities of :

(₹ in Lacs)

Particulars	As at	As at
	31 <sup>st</sup> March 2024	31 <sup>st</sup> March 2023
1 Long Term Debt	2,095.66	1,587.10
2 Finance Lease Obligations on Vehicle	3.08	6.95
	<b>13,961.93</b>	<b>9,267.66</b>

- 18.1** It includes Bill Purchase Account of ₹ 1883.56 Lacs. (Previous Year ₹ 1282.55 Lacs)
- 18.2** Working Capital Loans from State Bank of India in INR in Cash Credit (Hypo), Export Packing Credit & Cash Credit(Book Debts), SBI COVID Loan, Balance Outstanding (₹in Lacs) 8786.50 (previous year (₹in Lacs) 5288.25).
- 18.3** Working Capital Loans from HDFC Bank Limited in INR in Cash Credit (Hypo), Export Packing Credit, Balance Outstanding (₹in Lacs) ₹ 398.86 ( previous year (₹in Lacs) ₹ 397.84).
- 18.4** Working Capital Loans from AXIS Bank Limited in INR in Cash Credit (Hypo), Export Packing Credit, Balance Outstanding (₹ in Lacs) ₹286.82 ( previous year (₹ in Lacs) ₹ 105.00).
- 18.5** Working Capital Loans in INR from State Bank of India in Cash Credit Limits under E-DFS Scheme, Balance Outstanding of (₹ in Lacs) 507.46 ( previous year (₹ in Lacs) 599.98) Consignment Stockist (IOCL) Division.
- 18.6** The working capital limits (total sanctioned limit - ₹ 130 Cr.) is under a consortium arrangement, with State Bank of India being the lead bank. The loans are secured by hypothecation of stocks of Raw Materials, Goods in Process, Finished Goods, Spares, Book Debts, Export Documents etc.. The immovable properties of the company are held as collateral security by the Consortium.
- 18.7** The above Working Capital Loans have been guaranteed (Personal) by Chairman Cum Managing Director and Deputy Managing Director.



# Notes forming part of the Consolidated Financial Statements

as at 31<sup>st</sup> March 2024

## NOTE - 19 TRADE PAYABLES

(₹ in Lacs)

Particulars	As at	As at
	31 <sup>st</sup> March 2024	31 <sup>st</sup> March 2023
1 Trade Payable for purchase of Raw Material & Store, Spares (Refer Note 19.1 Below)	1,218.00	940.32
2 Trade Payable for Services Received	663.82	494.00
	<b>1,881.82</b>	<b>1,434.32</b>
As regards the disclosure requirements under the Micro, Small & Medium Enterprises Development Act, 2006, and Schedule III of the Companies Act, 2013, it may be mentioned that the company had called for information and details from its 'Suppliers' regarding their registration status and classification under the Act as Medium, Small or Micro enterprises. Based on the information received upto the date of these Financial Statements, the Trade Payables are classified as under:		
Amount due to Suppliers being Micro and Small Enterprises	85.03	96.14
Amount due to Others	1,796.79	1,338.18
	<b>1,881.82</b>	<b>1,434.32</b>

**19.1** (Including (₹ in Lacs) 596.84 (Previous Year ₹ 342.93 in Lacs) of Consignment Stockist (IOCL) Division.

### Trade Payable Ageing Schedule

(₹ in Lacs)

Particulars		Less than	1-2	2-3	More than	Total
		1 Year	years	years	3 years	
(i) MSME	CY	85.03	-	-	-	85.03
	PY	96.14	-	-	-	96.14
(ii) Others	CY	1,796.79	-	-	-	1,796.79
	PY	1331.90	6.04	1.04	-	1,338.18
(iii) Disputed dues - MSME	CY	-	-	-	-	-
	PY	-	-	-	-	-
(iv) Disputed dues - Others	CY	-	-	-	-	-
	PY	-	-	-	-	-
Total	CY	<b>1,881.82</b>	-	-	-	<b>1,881.82</b>
	PY	<b>1,427.24</b>	<b>6.04</b>	<b>1.04</b>	-	<b>1,434.32</b>

### MSME details as per PARA 6FA DIVISION II SCHEDULE III

(₹ in Lacs)

	Principal Amount outstanding to 'Suppliers' as at the year end	Interest Due on outstanding balances of 'Suppliers'	Interest Paid during the year to "Suppliers"	Interest due/payable for period of delay in payments to "Suppliers"	Interest accrued and remaining unpaid at year end	Total
CY	85.03	-	-	-	-	85.03
PY	96.05	-	-	-	-	96.05

## NOTE - 19A Financial Liabilities

(₹ in Lacs)

Particulars	As at	As at
	31 <sup>st</sup> March 2024	31 <sup>st</sup> March 2023
1 Unpaid Dividend	41.63	42.20
2 Unpaid-salary & wages	257.83	259.45

# Notes forming part of the Consolidated Financial Statements

as at 31<sup>st</sup> March 2024

## NOTE - 19A Financial Liabilities (Contd..)

(₹ in Lacs)

Particulars	As at 31 <sup>st</sup> March 2024	As at 31 <sup>st</sup> March 2023
3 Payables in respect of Capital Goods	14.50	257.73
4 Outstanding Liabilities	446.39	340.59
	<b>760.35</b>	<b>899.97</b>

## NOTE - 20 Provisions

(₹ in Lacs)

Particulars	As at 31 <sup>st</sup> March 2024	As at 31 <sup>st</sup> March 2023
Provision for Quality Claim	9.83	26.66
	<b>9.83</b>	<b>26.66</b>

## NOTE - 20A

(₹ in Lacs)

Particulars	As at 31 <sup>st</sup> March 2024	As at 31 <sup>st</sup> March 2023
Employee Benefits (Leave Wages/Bonus/Gratuity)	561.99	544.98
	<b>561.99</b>	<b>544.98</b>

## NOTE - 21 OTHER CURRENT LIABILITIES

(₹ in Lacs)

Particulars	As at 31 <sup>st</sup> March 2024	As at 31 <sup>st</sup> March 2023
1 TDS Payable	44.38	33.58
2 Security Deposits	1.50	-
3 Advances From Customers & Others	415.49	125.33
	<b>461.37</b>	<b>158.91</b>

## NOTE - 22 REVENUE FROM OPERATIONS

(₹ in Lacs)

Particulars	For the Year ended 2023-2024	For the Year ended 2022-2023
<b>(I) Sale of Products</b>		
(i) Plastic Products (Indigenous)	13,607.03	12,273.95
(ii) Plastic Products (Export)	36,335.09	34,584.55
(iii) By-Products	755.18	971.47
	<b>50,697.30</b>	<b>47,829.97</b>
<b>(II) Sale - Trading of Stock-in-Trade</b>		
(i) Plastic Granules/ Others	615.88	1,559.04
(ii) Merchant Exports	-	-
	<b>615.88</b>	<b>1,559.04</b>

# Notes forming part of the Consolidated Financial Statements

as at 31<sup>st</sup> March 2024

## NOTE - 22 REVENUE FROM OPERATIONS (Contd..)

(₹ in Lacs)

Particulars	For the Year ended 2023-2024	For the Year ended 2022-2023
<b>(III) Other Operating Revenue</b>		
(i) Commission received (on Consignment Stock sales IOCL)	105.79	88.11
(ii) Sale of scrap	167.15	129.05
	<b>272.94</b>	<b>217.16</b>
<b>Total Revenue From Operations (I+II+III)</b>	<b>51,586.12</b>	<b>49,606.17</b>
Less : Goods & Service Tax	1,844.88	1,947.06
	<b>49,741.24</b>	<b>47,659.11</b>

## NOTE - 23 OTHER INCOME

(₹ in Lacs)

Particulars	For the Year ended 2023-2024	For the Year ended 2022-2023
(i) Miscellaneous income	81.70	30.24
(ii) Interest Received	149.13	113.82
(iii) Net Gain on Foreign Exchange Fluctuation	619.93	298.27
(iv) Profit on Sale of Investment	2.41	0.28
(v) Government Grants*	289.74	4.38
(vi) Gain on revaluation of Investments	2.47	1.80
	<b>1,145.38</b>	<b>448.79</b>

\* Details as per Note 38

## NOTE - 24 COST OF THE MATERIALS CONSUMED

(₹ in Lacs)

Particulars	For the Year ended 2023-2024	For the Year ended 2022-2023
Opening Stock :		
Raw Materials	3,431.12	5,081.62
Add : Purchases	31,109.59	25,122.94
Less : Closing Stock	3,567.21	3,431.12
<b>Materials Consumed</b>	<b>30,973.50</b>	<b>26,773.44</b>

## NOTE - 25 PURCHASE OF STOCK IN TRADE

(₹ in Lacs)

Particulars	For the Year ended 2023-2024	For the Year ended 2022-2023
Purchase of Plastic Granules / Others	602.41	1,517.53
	<b>602.41</b>	<b>1,517.53</b>

## NOTE - 26 CHANGES IN INVENTORIES

(₹ in Lacs)

Particulars	For the Year ended 2023-2024	For the Year ended 2022-2023
Opening Stock :		
Goods in Process	2,421.80	2,964.68
Finished Goods	2,030.95	2,887.18

# Notes forming part of the Consolidated Financial Statements

as at 31<sup>st</sup> March 2024

## NOTE - 26 CHANGES IN INVENTORIES (Contd..)

(₹ in Lacs)

Particulars	For the Year ended 2023-2024	For the Year ended 2022-2023
Less : Closing Stock		
Goods in Process	2,880.34	2,421.80
Finished Goods (Includes Goods in Transit)	2,268.20	2,030.95
<b>(Increase) Decrease in Stock</b>	<b>(695.79)</b>	<b>1,399.11</b>

## NOTE - 27 EMPLOYEE BENEFITS EXPENSES

(₹ in Lacs)

Particulars	For the Year ended 2023-2024	For the Year ended 2022-2023
Salaries, Wages, Bonus & Others	3,530.59	3,515.19
Contribution to Provident and other Funds	247.83	225.37
Security and contractors Salary	1,497.39	1,156.79
Staff welfare expenses	462.12	458.70
Directors' Remuneration	225.23	196.41
	<b>5,963.16</b>	<b>5,552.46</b>

## NOTE - 28 OTHER EXPENSES

(₹ in Lacs)

Particulars	For the Year ended 2023-2024	For the Year ended 2022-2023
Stores and Spares Consumed	1,023.92	991.18
Power and Fuel	2,538.63	1,786.06
Other Direct Expenses	2,808.51	2,542.93
Repairs and Maintenance		
- Building'	126.48	67.68
- Plant and Machinery	94.18	82.89
- Others	71.97	59.03
Advertisement and Publicity	6.20	4.32
Traveling and Conveyance		
- Directors' Traveling including Foreign Travel	58.20	59.23
- Sales Staff	72.49	57.83
- Other	37.91	30.90
Transportation Expenses	242.75	241.19
Selling and Promotional Expenses	144.08	82.39
Freight and Forwarding	2,602.79	3,136.70
Claims and Discount	83.41	67.89
Bad Trade Receivables/Advances Written Off	22.81	14.88
Legal and Professional	294.15	246.29
Meeting, Recruitment & Training Expenses	25.22	24.84
Printing and Stationery/ Books and Periodicals	36.09	40.98
Vehicle Maintenance	55.96	53.28
Rent	40.31	38.04
Rates and taxes	116.77	36.79
Corporate Social Responsibility	32.65	43.63
Communication Expenses	75.71	70.93

# Notes forming part of the Consolidated Financial Statements

as at 31<sup>st</sup> March 2024

## NOTE - 28 OTHER EXPENSES (Contd..)

(₹ in Lacs)

Particulars	For the Year ended 2023-2024	For the Year ended 2022-2023
Auditors' Remuneration		
Audit Fees	9.19	7.41
Tax Audit Fees	1.00	1.00
Subscription and Memberships	18.53	13.64
Insurance Expenses	260.95	278.74
Directors' Sitting Fees	9.28	9.75
Miscellaneous Expenses	14.97	7.04
Loss on disposal of Fixed Assets	(0.30)	202.98
	<b>10,924.81</b>	<b>10,300.44</b>

## NOTE - 29 FINANCE COSTS

(₹ in Lacs)

Particulars	For the Year ended 2023-2024	For the Year ended 2022-2023
(i) Interest to Bank & others	1,578.57	1,095.84
(ii) Bank Charges	102.91	126.76
	<b>1,681.48</b>	<b>1,222.60</b>

## NOTE - 30 DIVIDEND

The Company recognizes a liability to make payment of dividend to owners of equity when the distribution is authorized and is no longer at the discretion of the Company and is declared by the shareholders. A corresponding amount is recognised directly in equity.

The dividends paid in the years reported in these financial statements are duly disclosed in the Statement of changes in Equity of the year in which payment has been made, irrespective of the year in which the same were proposed.

Dividends paid during the year ended March 31, 2024 include an amount of ₹ 0.50 per equity share towards final dividend for the year ended March 31, 2023.

Dividends declared by the Company are based on the profit available for distribution. The Board of Directors of the Company have not proposed any dividend in respect of the year ended March 31, 2024.

## NOTE 31 SEGMENT REPORTING

The segment reporting of the Company has been prepared in accordance with Ind AS-108, "Operating Segment" (specified under section 133 of the Companies Act, 2013, read with Rule 7 of Companies (Accounts) Rules, 2015). For management purposes, the company is organized into business segment based on its products and services and has three reportable segments as follows:

### a) Operating Segments

- Plastic Division : Domestic and Export sale of manufactured and traded plastic products
- Consignmnet Stockiest : Consignment Stockiest for Indian Oil Corporation Ltd.
- Solar Power Division : Generation and supply of power. The same is consumed by the company in its manufacturing operations.
- CPP Division : Domestic and Export sale of manufactured Cast polypropolene Films (CPP)

# Notes forming part of the Consolidated Financial Statements

as at 31<sup>st</sup> March 2024

## NOTE 31 SEGMENT REPORTING (Contd..)

### b) Summary of Segmental Information

(₹ in Lacs)

Particulars	Plastic Division		Consignment Stockiest		Solar Power Division		CPP Division		Total Operations	
	31.03.2024	31.03.2023	31.03.2024	31.03.2023	31.03.2024	31.03.2023	31.03.2024	31.03.2023	31.03.2024	31.03.2023
1. Segment Revenue	47,622.54	47,571.00	105.79	88.11	3.52	20.30	2,012.91	-	49,744.76	47,679.41
Less: Inter Segment Revenue	-	-	-	-	-	-	-	-	-	-
<b>Net Sales/Income from Operations</b>	<b>47,622.54</b>	<b>47,571.00</b>	<b>105.79</b>	<b>88.11</b>	<b>3.52</b>	<b>20.30</b>	<b>2,012.91</b>	<b>-</b>	<b>49,744.76</b>	<b>47,679.41</b>
2. Other Revenue	1,011.53	561.89	120.66	90.65	-	(203.75)	13.19	-	1,145.38	448.79
<b>Total Income</b>	<b>48,634.07</b>	<b>48,132.89</b>	<b>226.45</b>	<b>178.76</b>	<b>3.52</b>	<b>(183.44)</b>	<b>2,026.10</b>	<b>-</b>	<b>50,890.14</b>	<b>48,128.20</b>
3. Segment Results (Profit Before Tax and Interest)	1,941.77	1,500.00	183.96	124.50	(0.27)	(187.12)	(291.64)	-	1,833.82	1,437.38
Less: Unallocated Interest Finance Charges	1,293.00	1,182.76	47.35	39.84	-	-	341.13	-	1,681.48	1,222.60
<b>Total Profit before tax</b>	<b>648.77</b>	<b>317.24</b>	<b>136.61</b>	<b>84.66</b>	<b>(0.27)</b>	<b>(187.12)</b>	<b>(632.77)</b>	<b>-</b>	<b>152.34</b>	<b>214.78</b>
4. Capital Employed (Segment Assets - Segment Liabilities)	18,230.09	17,613.85	389.43	358.40	29.32	30.71	(649.46)	-	17,999.38	18,002.96
5. Segment Assets	36,843.45	40,658.69	-	-	30.29	31.68	10,768.31	-	47,642.05	40,690.37
6. Depreciation	1,143.28	1,122.41	-	-	5.13	5.13	136.30	-	1,284.71	1,127.54

### c) The assets and liabilities as mentioned in the Balance Sheet include the following amounts as related to Consignment Stockiest Division of the Company

(₹ in Lacs)

Particulars	2023-24	2022-23
i. Trade Receivables	1,458.92	1,283.14
ii. Cash & Bank Balances	0.46	0.33
iii. Short Term Loans & Advances	19.55	8.19
iv. Net Inter Branch Balances	389.43	358.40
v. Trade Payable	596.84	342.91
vi. Other Current Liabilities	-	-
vii. Short Term Borrowings	492.66	590.35

### d) The assets and liabilities as mentioned in the Balance Sheet include the following amounts as related to Solar Power Division of the Company

(₹ in Lacs)

Particulars	2023-24	2022-23
i. Property, Plant And Equipment	30.29	31.68
ii. Trade Receivables	-	-
iii. Cash & Bank Balances	-	-
iv. Other Current Assets	0.22	0.22
v. Net Inter Branch Balances	29.32	30.71
vi. Trade Payable	0.87	0.87
vii. Other Current Liabilities	0.32	0.32
viii. Long Term Borrowings	-	-

# Notes forming part of the Consolidated Financial Statements

as at 31<sup>st</sup> March 2024

## NOTE 31 SEGMENT REPORTING (Contd..)

- e) The assets and liabilities as mentioned in the Balance Sheet include the following amounts as related to CPP Division of the Company

(₹ in Lacs)

Particulars	2023-24	2022-23
i. Property, Plant And Equipment	9,009.20	-
ii. Trade Receivables	266.50	-
iii. Cash & Bank Balances	3.22	-
iv. Other Current Assets	1,531.11	-
v. Net Inter Branch Balances	(649.46)	-
vi. Trade Payable	-	-
vii. Other Current Liabilities	5,458.96	-
viii. Long Term Borrowings	6,000.53	-

## NOTE 32 EARNING PER SHARE

Earning per Share (EPS) is computed in accordance with Ind-AS - 33- "Earning Per share" (specified under section 133 of the Companies Act, 2013, read with Rule 7 of Companies (Accounts) Rules, 2015).

(₹ in Lacs)

Particulars	As at 31.03.2024	As at 31.03.2023
<b>Basic Earning Per Share</b>		
<b>Numerator of EPS</b>		
Net Profit after Tax	80.72	360.67
<b>Denominator of EPS</b>		
Weighted Average Number of equity share of ₹ 10/- each ##	21466758	21466758
<b>Basic Earnings per share</b>	<b>0.38</b>	<b>1.68</b>
<b>Diluted Earning Per Share</b>		
<b>Numerator of EPS</b>		
Net Profit after Tax	80.72	360.67
Add/Less: Adjustments	-	-
<b>Total</b>	<b>80.72</b>	<b>360.67</b>
<b>Denominator of EPS</b>		
Weighted Average Number of equity share of ₹ 10/- each	21466758	21466758
<b>Diluted Earning per Share</b>	<b>0.38</b>	<b>1.68</b>

## The number of partly paid up shares outstanding during the preceding year has been adjusted for the paid up value for the relevant period.

## The Weighted average number of shares have been worked out on the basis of number of days for which the same were outstanding during the preceding year.

## The shares forfeited by the company have been considered upto the date of forfeiture.

## NOTE 33 CONTINGENT LIABILITIES

Particulars	2023-24 (₹ in Lacs)	2022-23 (₹ in Lacs)
Counter Guarantees given to Bank for issue of performance guarantees by Bank.	569.40	561.87
Legal Undertakings submitted to DGFT under duty exemption Scheme for duty free import of raw materials (to the extent of obligations upto the reporting date)	91.08	454.83
Labour cases pending with Labour Courts / High Court	10.00	12.00
IGST payable in respect of pending litigations	5.96	-

# Notes forming part of the Consolidated Financial Statements

as at 31<sup>st</sup> March 2024

## NOTE 34 RELATED PARTY DISCLOSURES

### Disclosure of transactions with related parties as required by IND Accounting Standard 24

(As identified by the management)

The company's related party transactions during the year and outstanding balances as on 31.03.2024 are as under:

#### Disclosures related to Key Managerial Person(s) of Entity/Parent Entity:

(₹ in Lacs)

NAME	RELATIONSHIP	NATURE OF TRANSACTIONS	AMOUNT OF TRANSACTIONS (2023-24)	AMOUNT OF TRANSACTIONS (2022-23)
Manoj Agarwal	Chairman Cum Managing Director	Remuneration	98.06	81.30
Shashank Agarwal	Deputy Managing Director	Remuneration	75.73	68.34
Sunil Mehta	Executive Director	Remuneration	66.72	61.00
Usha Agarwal	Non Executive Director	Rent	3.12	7.20
Usha Agarwal	Non Executive Director	Sitting Fee	1.00	1.00
P.s. Khamesra	Independent Director	Sitting Fee	2.05	1.03
Subodh Kumar	Independent Director	Sitting Fee	0.60	1.05
Ram Gopal Bagla	Independent Director	Sitting Fee	-	0.25
Akshay Kumar Gupta	Independent Director	Sitting Fee	2.15	0.95
Dharam Bir Prasad	Independent Director	Sitting Fee	2.08	1.00
Rajesh Chawla	Independent Director	Sitting Fee	1.47	-
Vishal Jain	Chief Financial Officer	Remuneration	39.64	35.62
Ankur Srivastava	Company Secretary	Remuneration	18.95	16.83

#### Disclosures related to Entity(s) which are controlled/significant influenced by Director(s)/KMP(s) of Reporting Enterprise:

(₹ in Lacs)

NAME	NATURE OF TRANSACTIONS	AMOUNT OF TRANSACTIONS (2023-24)	AMOUNT OF TRANSACTIONS (2022-23)
Kanplas Do Brazil Ltda	Sales	236.33	72.06
Valex Ventures Limited	Sales	376.67	332.28
KSM Exports Limited	Rent Paid	19.20	21.60
KSM Exports Limited	Rent Received	-	0.24
MSA Investment & Trading Company Pvt Ltd	Rent Paid	-	4.25
MSA Investment & Trading Company Pvt Ltd	Rent Received	-	0.24
MSA Investment & Trading Company Pvt Ltd	Land Purchased	-	43.36
KPL Packaging Pvt Ltd	Rent Paid	5.52	5.52
KPL Packaging Pvt Ltd	Rent Received	0.00	0.12

#### Disclosures of Subsidiary Companies

(₹ in Lacs)

NAME	RELATIONSHIP	NATURE OF TRANSACTIONS	AMOUNT OF TRANSACTIONS (2023-24)	AMOUNT OF TRANSACTIONS (2022-23)
Bright Choice Ventures Private Limited	- Wholly Owned Subsidiary	Sale of Convertible Preference Shares	100.0	-
Bright Choice Ventures Private Limited	- Wholly Owned Subsidiary	Purchase of Convertible Preference Shares	-	10.00



# Notes forming part of the Consolidated Financial Statements

as at 31<sup>st</sup> March 2024

## NOTE 34 RELATED PARTY DISCLOSURES (Contd..)

(₹ in Lacs)

NAME	RELATIONSHIP	NATURE OF TRANSACTIONS	AMOUNT OF TRANSACTIONS (2023-24)	AMOUNT OF TRANSACTIONS (2022-23)
Kanplas Earning Solutions Private Limited	- Wholly Owned Subsidiary	Sale of Equity Shares	50.00	-
Kanplas Earning Solutions Private Limited	- Wholly Owned Subsidiary	Purchase of Equity Shares	-	50.00
Kanplas Do Brasil Ltda	- Wholly Owned Foreign Subsidiary	Equity Shares	-	96.15
		Refundable Share Application Money	-	5.48
		Sales	236.3	72.06

## Disclosures of Relatives of Directors

(₹ in Lacs)

NAME	RELATIONSHIP	NATURE OF TRANSACTIONS	AMOUNT OF TRANSACTIONS (2023-24)	AMOUNT OF TRANSACTIONS (2022-23)
Mahesh Swarup Agarwal (upto 20.01.2024)	- Relative of Director	Others Services	13.50	18.00
Manjari Agarwal	- Relative of Director	Others Services	-	3.00

## Details of Transactions Nature

(₹ in Lacs)

TRANSACTIONS	KEY MANAGERIAL PERSONNEL		SUBSIDIARY COMPANY / ASSOCIATE COMPANY / ENTITIES CONTROLLED BY DIRECTOR(S)		Relatives of Directors	
	Apr - Mar 2024	Apr - Mar 2023	Apr - Mar 2024	Apr - Mar 2023	Apr - Mar 2024	Apr - Mar 2023
Remuneration/Others Services	299.10	263.10	-	-	13.50	21.00
Directors' Sitting Fees	5.36	9.28	-	-	-	-
Rent Paid	3.12	7.20	24.72	31.37	-	-
Rent Received	-	-	-	0.60	-	-
Sales Made By Company	-	-	613.00	404.33	-	-
Inter Company Deposit To Subsidiary	-	-	-	-	-	-
Share Capital Of Subsidiary Company	-	-	150.00	156.15	-	-
Refundable Share Application Money From Subsidiary Company	-	-	-	5.48	-	-
Land Purchased	-	-	-	43.36	-	-
<b>OUTSTANDING BALANCES</b>						
Kanplas Do Brazil (Trade Receivable)	-	-	236.33	72.06	-	-
Kanplas Do Brazil (Share application money Receivable)	-	-	-	5.48	-	-
Valex Ventures Limited (Trade Receivable)	-	-	149.58	75.71	-	-

# Notes forming part of the Consolidated Financial Statements

as at 31<sup>st</sup> March 2024

## NOTE 35 CORPORATE SOCIAL RESPONSIBILITY EXPENSES

Pursuant to the requirement of Section 135 of the Companies Act, 2013, CSR committee has been formed by the Company. The primary function of the CSR Committee is to assist the Board of Directors in formulating a CSR Policy and review the implementation and progress of the same from time to time. The CSR Policy focuses on providing medical facilities to the under-privileged and also development and improvement of community areas designated by the Local authorities. The aim is to better the standards of living for the community as a whole.

During the financial year ended 31<sup>st</sup> March, 2024 the company did not fulfil the monetary thresh-holds as specified u/s 135 of the Companies Act, 2013 and thus did not have any obligation as regards CSR spending. However the company continues to comply with the requirements on voluntary basis.

(₹ in Lacs)

Particulars	2023-2024	2022-2023
Amount required to be spent by the company during the year	-	41.8
Amount of expenditure incurred on:		
- Construction / acquisition of any asset	-	-
- On purposes other than above	32.65	43.63
Shortfall at the end of the year	-32.65	-1.83
Total of previous years shortfall		
Reasons for shortfall	N.A	N.A
Nature of CSR activities:		
Development of community park, contribution towards medical facilities and infrastructure including COVID-19 relief, free check up camps, charity clinic etc.		

## NOTE NO.36 EMPLOYEE BENEFITS- DEFINED BENEFIT PLANS

### (a) Reconciliation of opening and closing balances of Defined Benefit Obligation

(₹ in Lacs)

Particulars	Year ended Mar 31, 2024	Year ended Mar 31, 2023
Present value of defined benefit obligation at the beginning of the year	879.22	782.88
Obligation assumed on acquisition of business	0.00	0.00
Interest expense	64.27	57.23
Current Service Cost	101.23	100.08
Benefit paid	(59.16)	(69.19)
Remeasurement of (gain)/loss recognised in other comprehensive income	(35.53)	8.22
Actuarial changes arising from changes in financial assumptions	-	-
Actuarial changes arising from changes in experience adjustments	-	-
<b>Defined Benefit Obligation at year end</b>	<b>950.03</b>	<b>879.22</b>

(₹ in Lacs)

Current/Non current Bifurcation	Year ended Mar 31, 2024	Year ended Mar 31, 2023
a.) Current Liability	132.45	112.42
b.) Non Current Liability	817.58	766.78
<b>Net Liability</b>	<b>950.03</b>	<b>879.20</b>

# Notes forming part of the Consolidated Financial Statements

as at 31<sup>st</sup> March 2024

## NOTE NO.36 EMPLOYEE BENEFITS- DEFINED BENEFIT PLANS (Contd..)

### (b) Net Defined Benefit asset/ (liability) recognised in the balance sheet

(₹ in Lacs)

Particulars	Year ended Mar 31, 2024	Year ended Mar 31, 2023
Fair value of plan assets	-	-
Present Value of Defined Benefit Obligation	950.03	879.22
<b>Amount recognised in balance sheet - Asset/(liability)</b>	<b>(950.03)</b>	<b>(879.22)</b>

### (c) Net defined benefit expense (recognised in the Statement of Profit or loss for the year)

(₹ in Lacs)

Particulars	Year ended Mar 31, 2024	Year ended Mar 31, 2023
Current Service Cost	101.23	100.08
Net Interest Cost	64.27	57.23
<b>Net defined benefit expense debited to statement of profit and loss for the year</b>	<b>165.50</b>	<b>157.30</b>

### (d) Remeasurement (gain)/loss recognised in other comprehensive income

(₹ in Lacs)

Particulars	Year ended Mar 31, 2024	Year ended Mar 31, 2023
Actuarial changes arising from demographic assumptions	-	-
Actuarial changes arising from financial assumptions	(39.76)	133.23
Actuarial changes arising from changes in experience adjustments	4.23	(125.01)
Return on plan assets excluding interest income	-	-
<b>Recognised in other comprehensive income - (Gain)/ Loss</b>	<b>(35.53)</b>	<b>8.22</b>

### (e) Major categories of plan assets- The company does not have any plan assets.

## NOTE NO.37 DISCLOSURES UNDER IND-AS-23-BORROWING COSTS

Of the entities in the group, KPL has identified its CPP Project as a "Qualifying Asset" in terms of Ind-AS-23 for capitalisation of borrowing costs. The disclosures as required in terms of Ind-AS 23 are as under:

(₹ in Lacs)

Particulars	Year ended Mar 31, 2024	Year ended Mar 31, 2023
Capitalisation rate in respect of general borrowing	1.65%	7.88%
The amount of borrowing costs capitalised during the year	199.42	144.35

## NOTE NO.38 GOVERNMENT GRANTS

The details of Government Grants recognised in these Financial Statements are as under:

The Company has received total subsidy of ₹ 589.38 and ₹ 122.09 Lakhs during the year.

The Subsidy received is in respect of the investment and expansion made by the company in setting up of its factory unit at Gajner Road, Kanpur, Dehat.

# Notes forming part of the Consolidated Financial Statements

as at 31<sup>st</sup> March 2024

## NOTE NO.38 GOVERNMENT GRANTS (Contd..)

### CURRENT YEAR

(₹ in Lacs)

Subsidy Type	Amount	Treatment in Financials
Capital Subsidy- under the U.P. Textile Policy	480.57	Credited to deferred Income in BS to be W/off in 264 Months
Interest Subsidy- Under U.P. Textile Policy	127.04	Credited to Statement of Profit & Loss. The amounts are reflected under Other Income , Note No.23
Interest Subsidy- Under U.P. Textile Policy	122.09	
Sale of DFIA Licence	12.5	
Transfer from capital subsidy redemption reserve	28.11	

### PREVIOUS YEAR

(₹ in Lacs)

Subsidy Type	Amount	Treatment in Financials
Capital Subsidy- under the U.P. Textile Policy	556.53	Credited to deferred Income in BS to be W/off in 254 Months
Interest Subsidy- Under U.P. Textile Policy	120.79	Credited to the Statement of Profit and loss, as a deduction from finance costs.
Transfer from capital subsidy redemption reserve	4.38	Credited to Statement of Profit & Loss. The amounts are reflected under Other Income , Note No.23

**Note:** There are no unfulfilled conditions/other contingencies Vis-a-Vis the above government grants.

## NOTE NO.39

Neither of the companies within the group, has defaulted on any loans and has not been declared wilful defaulter by any bank or financial institution or other lender.

## NOTE NO.40

**Relationship with Struck off Companies-** Neither of the companies within the group, has undertaken any transactions with companies struck off under section 248 of the Companies Act, 2013 or section 560 of the Companies Act 1956.

## NOTE NO.41

**Registration of charges or satisfaction with Registrar of Companies-** All charges or satisfaction have been registered with Registrar of Companies.

## NOTE NO.42

Neither of the companies within the group, has advanced or loaned or invested funds (either borrowed funds or share premium or any other sources or kind of funds) to any other person or entity, including foreign entities (Intermediaries) with the understanding (whether recorded in writing or otherwise) that the Intermediary shall:

- (i) directly or indirectly lend or invest in other persons or entities identified in any manner whatsoever by or on behalf of the company (Ultimate Beneficiaries) or
- (ii) provide any guarantee, security or the like to or on behalf of the Ultimate Beneficiaries;

# Notes forming part of the Consolidated Financial Statements

as at 31<sup>st</sup> March 2024

## NOTE NO.43

Neither of the companies within the group, has received any fund from any person(s) or entity(ies), including foreign entities (Funding Party) with the understanding (whether recorded in writing or otherwise) that the company shall:

- (i) directly or indirectly lend or invest in other persons or entities identified in any manner whatsoever by or on behalf of the Funding Party (Ultimate Beneficiaries) or
- (ii) provide any guarantee, security or the like on behalf of the Ultimate Beneficiaries

## NOTE NO.44

There are no "discontinuing operations" during the current reporting period in any of the group Companies.

## NOTE NO.45

The title deeds of all the immovable properties (except leasehold properties) of group companies are in the name of the group companies.

## NOTE NO.46

Neither of the companies within the group, hold any Benami property and no proceedings have been initiated or are pending against the Company for holding any benami property under the Benami Transactions (Prohibition) Act, 1988 (45 of 1988) and rules made thereunder.

## NOTE NO.47

All the entities within the group have complied with the number of layers prescribed under clause (87) of section 2 of the Act read with Companies (Restriction on number of Layers) Rules, 2017.

## NOTE NO.48

Neither of the companies within the group has made surrender or disclosure of any additional income in the course of tax assessments under the Income Tax Act, 1961, during the year.

# Notes forming part of the Consolidated Financial Statements

as at 31<sup>st</sup> March 2024

## NOTE 49 RATIO

(₹ in Lacs)

Particulars	Formula	Current Period		Previous Period		Current Period	Previous Period	% Variance	Reason for variance in excess of 25%
		Numerator	Denominator	Numerator	Denominator				
(a) Current ratio	Current Assets / Current Liabilities	19,003.88	17,637.29	14,915.60	12,332.50	1.08	1.21	-10.91%	-
(b) Debt-equity ratio	Total Term Liabilities / Total Net Worth	10,548.14	17,999.38	8,889.71	18,002.96	0.59	0.49	18.68%	-
(c) Debt service coverage ratio	EBIDTA / Interest on Long Term Borrowing + Current Maturities of Long Term Borrowings	2,285.30	2,946.99	1,661.33	1,913.06	0.78	0.87	-10.70%	-
(d) Return on equity ratio	PAT * 100 / Average Shareholder's Equity	80.72	18,001.17	360.67	17,953.54	0.45	2.01	-77.68%	The fall in the ratio is owing to the fall in overall profit of the company during the year. The same was primarily on account of commissioning of the greenfield project viz. "CPP project" during the year, which contributed to higher depreciation and finance costs
(e) Inventory turnover ratio	Net Sales / Average Inventory	49,741.24	9,064.56	47,659.11	10,021.87	5.49	4.76	15.39%	-
(f) Trade receivables turnover ratio	Net Sales / Average Debtors	49,741.24	6,214.27	47,659.11	5,498.86	8.00	8.67	-7.65%	-
(g) Trade payables turnover ratio	Net Purchases / Average Creditors	31,712.00	1,658.07	26,640.47	1,472.81	19.13	18.09	5.74%	-
(h) Net capital turnover ratio	Net Sales / Working Capital	49,741.24	1,366.59	47,659.11	2,583.10	36.40	18.45	97.28%	The variation in the ratio is owing to higher current liabilities as at the close of the year.
(i) Net profit ratio	Net Profit * 100 / Net Sales	80.72	49,741.24	360.67	47,659.11	0.16	0.76	-78.56%	The fall in the ratio is owing to the fall in overall profit of the company during the year. The same was primarily on account of commissioning of the greenfield project viz. "CPP project" during the year, which contributed to higher depreciation and finance costs
(j) Return on capital employed	EBIDTA * 100 / Capital Employed	2,285.30	28,182.58	1,661.33	27,038.93	8.11	6.14	31.98%	The increase in the EBITA is owing to growth in volume of business, favourable exchange rates and decrease in logistics costs.
(k) Return on investment	Return on Investment / Average Investment	4.88	32.55	2.08	40.44	14.99	5.14	191.49%	Though the variation in the ratios is high, the company had liquidated majority of its current investments in the preceding financial year itself. As such the ratio for the current year is not comparable with the preceding year since the value of treasury investments throughout the year was not material.

# Notes forming part of the Consolidated Financial Statements

as at 31<sup>st</sup> March 2024

## NOTE 49 RATIO (Contd..)

### Notes:-

(₹ in Lacs)

Particulars	Particulars	CY	PY
i) Total Term Liabilities :	Long Term Borrowings	8,449.40	7,295.66
	Current Maturities of Long Term Borrowings	2,098.74	1,594.05
		<b>10,548.14</b>	<b>8,889.71</b>
ii) EBIDTA :	Profit/(Loss) before Tax	152.34	214.78
	Depreciation, Amortisation and Impairment expense	1,284.71	1,127.54
	Interest on Long Term Borrowing	848.25	319.01
	<b>2,285.30</b>	<b>1,661.33</b>	
iii) Average Shareholder's Equity :	Opeing Shareholder's Equity	18,002.96	17,904.12
	Closing Shareholder's Equity	17,999.38	18,002.96
		<b>18,001.17</b>	<b>17,953.54</b>
iv) Average Inventory :	Opeing Inventory	8,324.84	11,718.90
	Closing Inventory	9,804.28	8,324.84
		<b>9,064.56</b>	<b>10,021.87</b>
v) Average Debtors :	Opeing Debtors	4,885.36	6,112.36
	Closing Debtors	7,543.17	4,885.36
		<b>6,214.27</b>	<b>5,498.86</b>
vi) Net Purchases :	Purchases of RM	31,109.59	25,122.94
	Purchase Of Stock In Trade	602.41	1,517.53
		<b>31,712.00</b>	<b>26,640.47</b>
vii) Average Creditors :	Opeing Creditors	1,434.32	1,511.30
	Closing Creditors	1,881.82	1,434.32
		<b>1,658.07</b>	<b>1,472.81</b>
viii) Working Capital :	Current Assets	19,003.88	14,915.60
	Current Liabilities	17,637.29	12,332.50
		<b>1,366.59</b>	<b>2,583.10</b>
ix) Capital Employed :	Net Worth	17,999.38	18,002.96
	Long Term Borrowing	8,449.40	7,295.66
	Deferred Tax Liability	1,733.80	1,740.31
	<b>28,182.58</b>	<b>27,038.93</b>	
x) Average Investment :	Opeing Investment	39.51	41.36
	Closing Investment	25.58	39.51
		<b>32.55</b>	<b>40.44</b>

## NOTE 50 QUANTITATIVE DISCLOSURES OF FAIR VALUE MEASUREMENT HIERARCHY FOR ASSETS AS AT MARCH, 31, 2024

(₹ in Lacs)

Particulars	CARRYING VALUE March 31, 2024	FAIR VALUE		
		LEVEL 1	LEVEL 2	LEVEL 3
<b>FINANCIAL ASSETS MEASURED AT FAIR VALUE</b>				
INVESTMENTS MEASURED AT				
(I) FAIR VALUE THROUGH OTHER COMPREHENSIVE INCOME	-	-	-	-
(II) FAIR VALUE THROUGH PROFIT & LOSS	-	-	-	-
INVESTMENT PROPERTY	-	-	-	-
NON CURRENT FINANCIAL INVESTMENT	299.98	-	-	299.98
CURRENT FINANCIAL INVESTMENT	25.58	25.58	-	-

# Notes forming part of the Consolidated Financial Statements

as at 31<sup>st</sup> March 2024

## NOTE 50 QUANTITATIVE DISCLOSURES OF FAIR VALUE MEASUREMENT HIERARCHY FOR ASSETS AS AT MARCH, 31, 2024 (Contd..)

(₹ in Lacs)

Particulars	CARRYING VALUE March 31, 2024	FAIR VALUE		
		LEVEL 1	LEVEL 2	LEVEL 3
<b>FINANCIAL ASSETS MEASURED AT AMORTISED COST</b>				
OTHER NON CURRENT ASSETS	66.85	-	-	66.85
OTHER NON CURRENT FINANCIAL ASSETS	299.96	-	-	299.96
TRADE RECEIVABLES	7,543.17	-	-	7,543.17
CASH & CASH EQUIVALENTS	193.50	-	-	193.50
OTHER BANK BALANCES	131.37	-	-	131.37
OTHER CURRENT FINANCIAL ASSETS	1,250.27	-	-	1,250.27
<b>FINANCIAL LIABILITIES MEASURED AT AMORTISED COST</b>				
NON CURRENT FINANCIAL LIABILITIES				
BORROWINGS	8,449.40	-	-	8,449.40
OTHER FINANCIAL LIABILITIES	817.58	-	-	817.58
CURRENT FINANCIAL LIABILITIES				
BORROWINGS	13,961.93	-	-	13,961.93
TRADE PAYABLES	1,881.82	-	-	1,881.82
OTHER FINANCIAL LIABILITIES	760.35	-	-	760.35
OTHER CURRENT LIABILITIES	461.37	-	-	461.37

(₹ in Lacs)

Particulars	CARRYING VALUE March 31, 2023	FAIR VALUE		
		LEVEL 1	LEVEL 2	LEVEL 3
<b>FINANCIAL ASSETS MEASURED AT FAIR VALUE</b>				
INVESTMENTS MEASURED AT				
(I) FAIR VALUE THROUGH OTHER COMPREHENSIVE INCOME	-	-	-	-
(II) FAIR VALUE THROUGH PROFIT & LOSS	-	-	-	-
INVESTMENT PROPERTY	-	-	-	-
NON CURRENT FINANCIAL INVESTMENT	299.98	-	-	299.98
CURRENT FINANCIAL INVESTMENT	39.51	39.51	-	-
<b>FINANCIAL ASSETS MEASURED AT AMORTISED COST</b>				
OTHER NON CURRENT ASSETS	698.97	-	-	698.97
OTHER NON CURRENT FINANCIAL ASSETS	299.67	-	-	299.67
TRADE RECEIVABLES	4,885.36	-	-	4,885.36
CASH & CASH EQUIVALENTS	147.38	-	-	147.38
OTHER BANK BALANCES	219.78	-	-	219.78
OTHER CURRENT FINANCIAL ASSETS	1,169.53	-	-	1,169.53



# Notes forming part of the Consolidated Financial Statements

as at 31<sup>st</sup> March 2024

## NOTE 50 QUANTITATIVE DISCLOSURES OF FAIR VALUE MEASUREMENT HIERARCHY FOR ASSETS AS AT MARCH, 31, 2024 (Contd..)

(₹ in Lacs)

Particulars	CARRYING VALUE March 31, 2023	FAIR VALUE		
		LEVEL 1	LEVEL 2	LEVEL 3
<b>FINANCIAL LIABILITIES MEASURED AT AMORTISED COST</b>				
<b>NON CURRENT FINANCIAL LIABILITIES</b>				
BORROWINGS	7,295.66	-	-	7,295.66
OTHER FINANCIAL LIABILITIES	766.79	-	-	766.79
<b>CURRENT FINANCIAL LIABILITIES</b>				
BORROWINGS	9,267.66	-	-	9,267.66
TRADE PAYABLES	1,434.32	-	-	1,434.32
OTHER FINANCIAL LIABILITIES	899.97	-	-	899.97
OTHER CURRENT LIABILITIES	158.91	-	-	158.91

Note: the company has disclosed financial instruments such as cash & cash equivalents, other bank balances, trade receivables, trade payables, bank overdrafts and other current liabilities at carrying amount value because their carrying amounts are a reasonable approximation of the fair values due to the short term maturities of these instruments.

The accompanying schedules form an integral part of the accounts

As per our Report of even date attached

For and on behalf of the Board of Directors

For **RAJIV MEHROTRA & ASSOCIATES**

Chartered Accountants

Firm Regd. No.: 002253C

**VISHAL JAIN**  
Chief Financial Officer

**MANOJ AGARWAL**  
Chairman cum Managing Director  
(DIN : 00474146)

**ANJANI KHETERPAL**

Partner

Membership No.: 401701

**ANKUR SRIVASTAVA**  
Company Secretary

**SHASHANK AGARWAL**  
Deputy Managing Director  
(DIN : 02790029)

Place: Kanpur

Date: 28<sup>th</sup> May 2024

# Form AOC-1

(Pursuant to first proviso to sub-section (3) of section 129 of the Companies Act, 2013  
read with Rule 5 of the Companies (Accounts) Rules, 2014)

Annexure-1 to the Consolidated Financial Statement for the year ended 31<sup>st</sup> March, 2024

Statement containing salient features of the financial statements of subsidiaries / Joint Ventures / associates:

## Part A: Subsidiaries

S. No.	Particulars	Details		
1.	Name of the Subsidiary Company	Bright Choice Ventures Private Limited	Kanplas Earning Solutions Private Limited	Kanplas Do Brasil Ltda
2.	The date since when subsidiary was acquired	02 <sup>nd</sup> January, 2021	21 <sup>st</sup> May, 2021	26 <sup>th</sup> April, 2022
3.	Reporting period for the subsidiary concerned, if different from the holding company's reporting period	Not Applicable	Not Applicable	Not Applicable
4.	Reporting currency and Exchange rate as on the last date of the relevant financial year in the case of foreign subsidiaries.	Not Applicable	Not Applicable	Brazilian Real (BRL) 1BRL = 16.626 INR
5.	Share capital	₹ 500 Lacs	₹ 125 Lacs	640.680
6.	Reserves & surplus	₹ (7.00) Lacs	₹ 0.62 Lacs	(324.685)
7.	Total Assets	₹ 493.24 Lacs	₹ 126.56 Lacs	1018.050
8.	Total Liabilities	₹ 0.24 Lacs	₹ 0.18 Lacs	702.055
9.	Investments	₹50.00 Lacs	₹ 100.00 Lacs	-
10.	Turnover	-	-	2407.108
11.	Profit/(loss) before Taxation	₹(0.95) Lacs	₹1.17 Lacs	9.701
12.	Provision for Taxation	-	-	27.615
13.	Profit/(loss) after Taxation	₹ (0.95) Lacs	₹1.17 Lacs	(17.914)
14.	Proposed Dividend	-	-	-
15.	Extent of shareholding (in percentage)	100%	60%	100%

### Note:

- No subsidiaries have been liquidated or sold during the year.

## Part B: Associate Company and Joint Venture - Nil



CIN: L25209UP1971PLC003444

Regd. Office :

D-19-20, Panki Industrial Area, Kanpur-208 022

### **ATTENDANCE SLIP**

PLEASE COMPLETE THIS ATTENDANCE SLIP AND HAND IT OVER AT THE ENTRANCE OF THE MEETING HALL  
(Joint Shareholders may obtain additional Attendance Slip on request)

I hereby record my presence at the 53<sup>rd</sup> Annual General Meeting of the Company held on Friday, the 20<sup>th</sup> day of September, 2024 at 12:00 Noon

NAME OF THE SHAREHOLDER :  
(IN BLOCK LETTERS)

NO. OF SHARES HELD

SIGNATURE OF THE SHAREHOLDER :

Folio No.

NAME OF THE PROXY :  
(IN BLOCK LETTERS)

DP ID

SIGNATURE OF THE PROXY

Client ID

✂



CIN: L25209UP1971PLC003444

Regd. Office :

D-19-20, Panki Industrial Area, Kanpur-208 022

### **FEEDBACK FORM**

Registration / Updation of E-maid id:-

Name of the Shareholder	Folio Number	Updated E mail ID
-------------------------	--------------	-------------------

Signature of the Shareholder



CIN: L25209UP1971PLC003444

Regd. Office :

D-19-20, Panki Industrial Area, Kanpur-208 022

### FORM OF PROXY

[Pursuant to section 105(6) of the Companies Act, 2013 and rule 19(3) of the Companies (Management and Administration) Rules, 2014]

Name of the Member(s) .....  
Registered Address .....  
E-mail id .....  
Folio no. / Client id .....  
DP ID .....

I/We, being the member(s) of .....shares of the above named company, hereby appoint

1. Name:.....  
Address:.....  
E-mail id:.....  
Signature:..... or failing him,
2. Name:.....  
Address:.....  
E-mail id:.....  
Signature:..... or failing him,
3. Name:.....  
Address:.....  
E-mail id:.....  
Signature:.....

as my/or proxy to attend and vote(on a poll) for me/us and on my/our behalf at the 53<sup>rd</sup> Annual General Meeting of the Company to be held on Friday, the 20<sup>th</sup> day of September, 2024 at 12:00 Noon at D-19-20, Panki Industrial Area, Kanpur-208022 and at any adjournment thereof in respect of such resolutions as are indicated below:

Resolution Number	Resolution	For	Against
1.	Adoption of Audited Financial Statements for the year ended 31 <sup>st</sup> March, 2024 together with the Reports of Auditors' and Directors' thereon		
2.	Re-appointment of Shri Sunil Mehta, who retires by rotation		
3.	Re-appointment of Shri Shashank Agarwal as Deputy Managing Director for a further period of 3 years on revised terms		

Resolution Number	Resolution	For	Against
4.	Re-appointment of Shri Sunil Mehta as Executive Director for a further period of 3 years on revised terms		
5.	Ratification of the remuneration of Cost Auditor		
6.	Issuance of warrants by way of Preferential Issue to the persons belonging to the Promoters Group and Non-Promoters' category ("Preferential Issue")		

Signed this .....day of....., 2024

Signature of the shareholder.....

Signature of the Proxy holder(s).....

Affix  
revenue  
Stamp

**Note :** The form of proxy in order to be effective should be duly completed and deposited at the Registered Office of the Company, not less than 48 hours before the commencement of the Meeting.





**KANPUR  
PLASTIPACK  
LTD**

Providing Solutions for Industrial Bulk Packaging

D 19-20, Panki Industrial Area, Kanpur 208 022

**Tel:** +91 512 2691113 - 116

**Fax:** + 91 512 2691117

**Email:** [secretary@kanplas.com](mailto:secretary@kanplas.com)

**CIN:** L25209UP1971PLC003444

[www.kanplas.com](http://www.kanplas.com)

