

Hi-tech Mercantile (India) Private Limited

Corp. Office: 5th Floor, Golden Jubilee Plaza, Near Saraswati Hospital, Old Delhi Road,

Gurugram HR 122001.

CIN: U74899PB1994PTC053065

E-mail: nkchaturvedi1960@gmail.com

27th April, 2022

Listing Department
BSE Ltd.
Phiroze Jeejeebhoy Towers
Dalal Street
Mumbai – 400001

Listing Department
National Stock Exchange of India Ltd
Exchange Plaza, 5th Floor, Plot No. C/1
G Block, Bandra-Kurla Complex,
Bandra (E), Mumbai - 400051

Company Code : 506022

Company Symbol : PRAKASH

Reg : Disclosure under Regulation 31 of Securities and Exchange Board of India
(Substantial Acquisition of Shares and Takeovers) Regulations, 2011

Dear Sir,

In terms of the provisions of Regulation 31 of the SEBI (Substantial Acquisition of Shares and Takeovers) Regulations, 2011, we being Promoter group of Prakash Industries Limited hereby enclosing the details of shares released from encumbrance / pledge in the prescribed format.

This is for your kind information and record please.

Thanking you,

Yours faithfully,
For Hi-Tech Mercantile (India) Private Limited



Authorised Signatory

Encl : (2) as above

CC To :

Prakash Industries Ltd.
15 Km. Stone, Delhi Road,
Hissar – 125044

PRAKASH INDUSTRIES LIMITED
Details of encumbrance of residual promoters as on 18.04.2022

Sr. No.	Name of the Shareholder	Total shares held		Shares pledged or otherwise encumbered	
		No. of shares held	As a % of total share capital	No. of shares held	As a % of total share capital
1	SHRI V.P. AGARWAL	19787890	11.05	0	0.00
2	V.P. AGARWAL (HUF)	2208644	1.23	0	0.00
3	SMT. MOHINI AGARWAL	1019856	0.57	1019856	0.57
4	SHRI VIKRAM AGARWAL	406500	0.23	0	0.00
5	SHRI KANHA AGARWAL	18540	0.01	0	0.00
6	AIRCON TRADEX PVT. LTD.	96000	0.05	0	0.00
7	AMBROSIA COMMERCE PVT. LTD.	1936500	1.08	1936500	1.08
8	DHRUV COMMERCE PVT. LTD.	300500	0.17	300500	0.17
9	ESSENTIAL ELECTRONICS PVT. LTD.	597300	0.33	597300	0.33
10	EVERSHINE MERCANTILE PVT. LTD.	1621700	0.91	1621700	0.91
11	EXCEL FINCAP PVT. LTD.	102135	0.06	102100	0.06
12	FOCUS SECURITIES & CREDITS PVT. LTD.	1460000	0.82	1460000	0.82
13	FOUR WINGS MARKETING PVT. LTD.	101700	0.06	101700	0.06
14	GMK BUILDERS PVT. LTD.	8164800	4.56	4245050	2.37
15	GOEL CONTAINERS PVT. LTD.	1378682	0.77	1278682	0.71
16	HISSAR TUBES PVT. LTD.	700000	0.39	700000	0.39
17	NEW ERA COMMERCE & SECURITIES PVT. LTD.	215985	0.12	215900	0.12
18	OCEAN ISPAT PVT. LTD.	300000	0.17	300000	0.17
19	PAREEK OVERSEAS PVT. LTD.	623060	0.35	392618	0.22
20	PRAKASH CAPITAL SERVICES LTD.	1508467	0.84	1508400	0.84
21	PRAKASH INDUSTRIAL FINANCE LTD.	904950	0.51	890950	0.50
22	PREMIER FINCAP PVT. LTD.	767000	0.43	767000	0.43
23	PRIMENET GLOBAL LTD.	2470500	1.38	2470500	1.38
24	PRIME MERCANTILE PVT. LTD.	3701470	2.07	1460200	0.82
25	PROSPERO SECURITIES PVT. LTD.	515800	0.29	429800	0.24
26	ROURKELA STEEL PVT. LTD.	790633	0.44	490600	0.27
27	SAMYAK SECURITIES PVT. LTD.	1500000	0.84	1500000	0.84
28	SHREE LABH LAKSHMI CAPITAL SERVICES PVT. LTD.	2311471	1.29	1412670	0.79
29	STYLE LEASING & FINANCE PVT. LTD.	1114400	0.62	1114400	0.62
30	SUNVIN TRADING & INVESTMENT PVT. LTD.	242312	0.14	242312	0.14
31	TECHDRIVE SOFTWARE LTD	562550	0.31	0	0.00
32	TOOLS INDIA PVT. LTD.	900900	0.50	900900	0.50
33	UNITY MERCANTILE PVT. LTD.	251575	0.14	251500	0.14
34	VANSHI FARMS PVT. LTD.	3157900	1.76	2911423	1.63
35	VISION MERCANTILE PVT. LTD.	1866754	1.04	1866700	1.04
36	WELTER SECURITIES LTD.	5006666	2.80	896600	0.50
37	CHAIBASA STEEL LLP	250000	0.14	250000	0.14
38	DHRUV COMMERCE LLP	1481000	0.83	574000	0.32
39	ESSENTIAL ELECTRONICS LLP	302100	0.17	302100	0.17
40	EVERSHINE MERCANTILE LLP	300000	0.17	300000	0.17
41	FOUR WINGS MARKETING LLP	300000	0.17	300000	0.17
42	HISSAR TUBES LLP	650012	0.36	650012	0.36
43	PREMIER FINCAP LLP	476480	0.27	476480	0.27
44	ROURKELA STEEL LLP	636500	0.36	0	0.00
45	SHIKHA MERCANTILE LLP	70600	0.04	70600	0.04
46	SPRING MERCANTILE LLP	500	0.00	0	0.00
47	SUNVIN TRADING & INVESTMENT LLP	1007688	0.56	925000	0.52
48	SUVARNA MARKETING LLP	95000	0.05	0	0.00
	TOTAL	74183020	41.42	37234053	20.79

AKASH

GMK Builders Private Limited

Corp. Office: 3rd Floor, Golden Jubilee Plaza, Near Saraswati Hospital, Old Delhi Road,
Gurugram HR 122001
CIN: U74899PB1989PTC053067
E-mail: gopaltg@gmail.com

27th April, 2022

Listing Department
BSE Ltd.
Phiroze Jeejeebhoy Towers
Dalal Street
Mumbai – 400001

Listing Department
National Stock Exchange of India Ltd
Exchange Plaza, 5th Floor, Plot No. C/1
G Block, Bandra-Kurla Complex,
Bandra (E), Mumbai - 400051

Company Code : 506022

Company Symbol : PRAKASH

Reg : Disclosure under Regulation 31 of Securities and Exchange Board of India
(Substantial Acquisition of Shares and Takeovers) Regulations, 2011

Dear Sir,

In terms of the provisions of Regulation 31 of the SEBI (Substantial Acquisition of Shares and Takeovers) Regulations, 2011, we being Promoter group of Prakash Industries Limited hereby enclosing the details of shares released from encumbrance / pledge in the prescribed format.

This is for your kind information and record please.

Thanking you,

Yours faithfully,
For GMK Builders Private Limited



Authorised Signatory

Encl : (2) as above

CC To :

Prakash Industries Ltd.
15 Km. Stone, Delhi Road,
Hissar – 125044

Disclosure by the Promoter(s) to the stock exchanges and to the Target Company for encumbrance of shares / invocation of encumbrance/ release of encumbrance, in terms of Regulation 31(1) and 31(2) of SEBI (Substantial Acquisition of Shares and Takeovers) Regulation, 2011

Name of the Target Company(TC)		PRAKASH INDUSTRIES LIMITED											
Names of the Stock Exchanges where the shares of the target company are listed		BSE Ltd. & National Stock Exchange of India Ltd.											
Date of reporting		27 April 2022											
Name of the promoter or PAC on whose shares encumbrance has been created/ released/invoked		GMK BUILDERS PVT LTD											
Details of the creation of encumbrance :													
Name of the promoter(s) or PACs with him	Promoter holding in the target company (1)		Promoter holding already encumbered (2)		Details of events pertaining to encumbrance (3)						Post event holding of encumbered shares		
	No. of shares	% of total share capital	No. of shares	% of total share capital	Type of event (creation/ release/ invocation)	Date of creation/ invocation/ release of encumbrance	Type of encumbrance (pledge/ lien/ non disposal/ undetaking/ others)	Reasons for encumbrance	No. of shares	% of total share capital	Name of the entity in whose favour shares encumbered	No. of shares	% of total share capital
GMK BUILDERS PVT LTD *	8164800	4.56	6080050	3.40	Release	21.04.2022	Pledge	Third Party Pledge	-194350	-0.11	Anadya Properties Pvt. Ltd.	5885700	3.29
GMK BUILDERS PVT LTD *	8164800	4.56	5885700	3.29	Release	23.04.2022	Pledge	Third Party Pledge	-105000	-0.06	Anisha Estate and Finance Pvt. Ltd	5780700	3.23

for GMK BUILDERS PVT LTD


Authorised Signatory

Place : Gurugram
 Date : 27.04.2022

* The details of encumbrances of residual promoters as on 18.04.2022 enclosed herewith as Annexure 1 is an extract of the data available of the Target Company

PRAKASH INDUSTRIES LIMITED
Details of encumbrance of residual promoters as on 18.04.2022

Sr. No.	Name of the Shareholder	Total shares held		Shares pledged or otherwise encumbered	
		No. of shares held	As a % of total share capital	No. of shares held	As a % of total share capital
1	SHRI V.P. AGARWAL	19787890	11.05	0	0.00
2	V.P. AGARWAL (HUF)	2208644	1.23	0	0.00
3	SMT. MOHINI AGARWAL	1019856	0.57	1019856	0.57
4	SHRI VIKRAM AGARWAL	406500	0.23	0	0.00
5	SHRI KANHA AGARWAL	18540	0.01	0	0.00
6	AIRCON TRADEX PVT. LTD.	96000	0.05	0	0.00
7	AMBROSIA COMMERCE PVT. LTD.	1936500	1.08	1936500	1.08
8	DHRUV COMMERCE PVT. LTD.	300500	0.17	300500	0.17
9	ESSENTIAL ELECTRONICS PVT. LTD.	597300	0.33	597300	0.33
10	EVERSHINE MERCANTILE PVT. LTD.	1621700	0.91	1621700	0.91
11	EXCEL FINCAP PVT. LTD.	102135	0.06	102100	0.06
12	FOCUS SECURITIES & CREDITS PVT. LTD.	1460000	0.82	1460000	0.82
13	FOUR WINGS MARKETING PVT. LTD.	101700	0.06	101700	0.06
14	GOEL CONTAINERS PVT. LTD.	1378682	0.77	1278682	0.71
15	HISSAR TUBES PVT. LTD.	700000	0.39	700000	0.39
16	HI-TECH MERCANTILE (INDIA) PVT. LTD.	2720695	1.52	1888295	1.05
17	NEW ERA COMMERCE & SECURITIES PVT. LTD.	215985	0.12	215900	0.12
18	OCEAN ISPAT PVT. LTD.	300000	0.17	300000	0.17
19	PAREEK OVERSEAS PVT. LTD.	623060	0.35	392618	0.22
20	PRAKASH CAPITAL SERVICES LTD.	1508467	0.84	1508400	0.84
21	PRAKASH INDUSTRIAL FINANCE LTD.	904950	0.51	890950	0.50
22	PREMIER FINCAP PVT. LTD.	767000	0.43	767000	0.43
23	PRIMENET GLOBAL LTD.	2470500	1.38	2470500	1.38
24	PRIME MERCANTILE PVT. LTD.	3701470	2.07	1460200	0.82
25	PROSPERO SECURITIES PVT. LTD.	515800	0.29	429800	0.24
26	ROURKELA STEEL PVT. LTD.	790633	0.44	490600	0.27
27	SAMYAK SECURITIES PVT. LTD.	1500000	0.84	1500000	0.84
28	SHREE LABH LAKSHMI CAPITAL SERVICES PVT. LTD.	2311471	1.29	1412670	0.79
29	STYLE LEASING & FINANCE PVT. LTD.	1114400	0.62	1114400	0.62
30	SUNVIN TRADING & INVESTMENT PVT. LTD.	242312	0.14	242312	0.14
31	TECHDRIVE SOFTWARE LTD	562550	0.31	0	0.00
32	TOOLS INDIA PVT. LTD.	900900	0.50	900900	0.50
33	UNITY MERCANTILE PVT. LTD.	251575	0.14	251500	0.14
34	VANSHI FARMS PVT. LTD.	3157900	1.76	2911423	1.63
35	VISION MERCANTILE PVT. LTD.	1866754	1.04	1866700	1.04
36	WELTER SECURITIES LTD.	5006666	2.80	896600	0.50
37	CHAIBASA STEEL LLP	250000	0.14	250000	0.14
38	DHRUV COMMERCE LLP	1481000	0.83	574000	0.32
39	ESSENTIAL ELECTRONICS LLP	302100	0.17	302100	0.17
40	EVERSHINE MERCANTILE LLP	300000	0.17	300000	0.17
41	FOUR WINGS MARKETING LLP	300000	0.17	300000	0.17
42	HISSAR TUBES LLP	650012	0.36	650012	0.36
43	PREMIER FINCAP LLP	476480	0.27	476480	0.27
44	ROURKELA STEEL LLP	636500	0.36	0	0.00
45	SHIKHA MERCANTILE LLP	70600	0.04	70600	0.04
46	SPRING MERCANTILE LLP	500	0.00	0	0.00
47	SUNVIN TRADING & INVESTMENT LLP	1007688	0.56	925000	0.52
48	SUVARNA MARKETING LLP	95000	0.05	0	0.00
TOTAL		68738915	38.38	34877298	19.48

VANSHI FARMS PRIVATE LIMITED

Corp. Office: 3rd Floor, Golden Jubilee Plaza, Near Saraswati Hospital, Old Delhi Road,
Gurugram-122001(HR)

CIN: U74899PB1987PTC052838

E-mail: nkchaturvedi1960@gmail.com

27th April, 2022

Listing Department
BSE Ltd.
Phiroze Jeejeebhoy Towers
Dalal Street
Mumbai – 400001

Listing Department
National Stock Exchange of India Ltd
Exchange Plaza, 5th Floor, Plot No. C/1
G Block, Bandra-Kurla Complex,
Bandra (E), Mumbai - 400051

Company Code : 506022

Company Symbol : PRAKASH

Reg : Disclosure under Regulation 31 of Securities and Exchange Board of India
(Substantial Acquisition of Shares and Takeovers) Regulations, 2011

Dear Sir,

In terms of the provisions of Regulation 31 of the SEBI (Substantial Acquisition of Shares and Takeovers) Regulations, 2011, we being Promoter group of Prakash Industries Limited hereby enclosing the details of shares released from encumbrance / pledge in the prescribed format.

This is for your kind information and record please.

Thanking you,

Yours faithfully,
For **Vanshi Farms Private Limited**



Authorised Signatory

Encl : (2) as above

CC To :

Prakash Industries Ltd.
15 Km. Stone, Delhi Road,
Hissar – 125044

Disclosure by the Promoter(s) to the stock exchanges and to the Target Company for encumbrance of shares / invocation of encumbrance/ release of encumbrance, in terms of Regulation 31(1) and 31(2) of SEBI (Substantial Acquisition of Shares and Takeovers) Regulation, 2011

Name of the Target Company(TC)		PRAKASH INDUSTRIES LIMITED									
Names of the Stock Exchanges where the shares of the target company are listed		BSE Ltd. & National Stock Exchange of India Ltd.									
Date of reporting		27 April 2022									
Name of the promoter or PAC on whose shares encumbrance has been created/ released/invoked		Vanshi Farms Pvt Ltd									
Details of the creation of encumbrance :											
Name of the promoter(s) or PACs with him	Promoter holding in the target company (1)	Promoter holding already encumbered (2)	Details of events pertaining to encumbrance (3)	Post event holding of encumbered shares							
	No. of shares	No. of shares	Type of event (creation/ release/ invocation)	No. of shares							
	% of total share capital	% of total share capital	Date of creation/ release of encumbrance	% of total share capital							
			Type of encumbrance (pledge/ lien/ release of non disposal undertaking/ others)	Name of the entity in whose favour shares are encumbered							
			Reasons for encumbrance	No. of shares							
			No. of shares	% of total share capital							
			% of total share capital	Name of the entity in whose favour shares are encumbered							
				No. of shares							
				% of total share capital							
Vanshi Farms Pvt. Ltd.	3157900	3157900	Release	23.04.2022	Pledge	Third Party Pledge	-165429	-0.09	Anisha estate and Finance Pvt. Ltd.	2992471	1.67

For VANSHI FARMS PVT LTD

Authorised Signatory

Place : Gurugram
Date : 27.04.2022

* The details of encumbrances of residual promoters as on 18.04.2022 enclosed herewith as Annexure 1 is an extract of the data available of the Target Company

PRAKASH INDUSTRIES LIMITED
Details of encumbrance of residual promoters as on 18.04.2022

Sr. No.	Name of the Shareholder	Total shares held		Shares pledged or otherwise encumbered	
		No. of shares held	As a % of total share capital	No. of shares held	As a % of total share capital
1	SHRI V.P. AGARWAL	19787890	11.05	0	0.00
2	V.P. AGARWAL (HUF)	2208644	1.23	0	0.00
3	SMT. MOHINI AGARWAL	1019856	0.57	1019856	0.57
4	SHRI VIKRAM AGARWAL	406500	0.23	0	0.00
5	SHRI KANHA AGARWAL	18540	0.01	0	0.00
6	AIRCON TRADEX PVT. LTD.	96000	0.05	0	0.00
7	AMBROSIA COMMERCE PVT. LTD.	1936500	1.08	1936500	1.08
8	DHRUV COMMERCE PVT. LTD.	300500	0.17	300500	0.17
9	ESSENTIAL ELECTRONICS PVT. LTD.	597300	0.33	597300	0.33
10	EVERSHINE MERCANTILE PVT. LTD.	1621700	0.91	1621700	0.91
11	EXCEL FINCAP PVT. LTD.	102135	0.06	102100	0.06
12	FOCUS SECURITIES & CREDITS PVT. LTD.	1460000	0.82	1460000	0.82
13	FOUR WINGS MARKETING PVT. LTD.	101700	0.06	101700	0.06
14	GMK BUILDERS PVT. LTD.	8164800	4.56	4245050	2.37
15	GOEL CONTAINERS PVT. LTD.	1378682	0.77	1278682	0.71
16	HISSAR TUBES PVT. LTD.	700000	0.39	700000	0.39
17	HI-TECH MERCANTILE (INDIA) PVT. LTD.	2720695	1.52	1888295	1.05
18	NEW ERA COMMERCE & SECURITIES PVT. LTD.	215985	0.12	215900	0.12
19	OCEAN ISPAT PVT. LTD.	300000	0.17	300000	0.17
20	PAREEK OVERSEAS PVT. LTD.	623060	0.35	392618	0.22
21	PRAKASH CAPITAL SERVICES LTD.	1508467	0.84	1508400	0.84
22	PRAKASH INDUSTRIAL FINANCE LTD.	904950	0.51	890950	0.50
23	PREMIER FINCAP PVT. LTD.	767000	0.43	767000	0.43
24	PRIMENET GLOBAL LTD.	2470500	1.38	2470500	1.38
25	PRIME MERCANTILE PVT. LTD.	3701470	2.07	1460200	0.82
26	PROSPERO SECURITIES PVT. LTD.	515800	0.29	429800	0.24
27	ROURKELA STEEL PVT. LTD.	790633	0.44	490600	0.27
28	SAMYAK SECURITIES PVT. LTD.	1500000	0.84	1500000	0.84
29	SHREE LABH LAKSHMI CAPITAL SERVICES PVT. LTD.	2311471	1.29	1412670	0.79
30	STYLE LEASING & FINANCE PVT. LTD.	1114400	0.62	1114400	0.62
31	SUNVIN TRADING & INVESTMENT PVT. LTD.	242312	0.14	242312	0.14
32	TECHDRIVE SOFTWARE LTD	562550	0.31	0	0.00
33	TOOLS INDIA PVT. LTD.	900900	0.50	900900	0.50
34	UNITY MERCANTILE PVT. LTD.	251575	0.14	251500	0.14
35	VISION MERCANTILE PVT. LTD.	1866754	1.04	1866700	1.04
36	WELTER SECURITIES LTD.	5006666	2.80	896600	0.50
37	CHAIBASA STEEL LLP	250000	0.14	250000	0.14
38	DHRUV COMMERCE LLP	1481000	0.83	574000	0.32
39	ESSENTIAL ELECTRONICS LLP	302100	0.17	302100	0.17
40	EVERSHINE MERCANTILE LLP	300000	0.17	300000	0.17
41	FOUR WINGS MARKETING LLP	300000	0.17	300000	0.17
42	HISSAR TUBES LLP	650012	0.36	650012	0.36
43	PREMIER FINCAP LLP	476480	0.27	476480	0.27
44	ROURKELA STEEL LLP	636500	0.36	0	0.00
45	SHIKHA MERCANTILE LLP	70600	0.04	70600	0.04
46	SPRING MERCANTILE LLP	500	0.00	0	0.00
47	SUNVIN TRADING & INVESTMENT LLP	1007688	0.56	925000	0.52
48	SUVARNA MARKETING LLP	95000	0.05	0	0.00
	TOTAL	73745815	41.18	36210925	20.22

Shree Labh Lakshmi Capital Services Private Limited

Corp. Office: 303, Himland House, D-5, Karampura Commercial Complex,

New Delhi-110015

CIN NO. U74899PB1994PTC052206

E-mail: gopaltg@gmail.com

27th April, 2022

Listing Department
BSE Ltd.
Phiroze Jeejeebhoy Towers
Dalal Street
Mumbai – 400001

Listing Department
National Stock Exchange of India Ltd
Exchange Plaza, 5th Floor, Plot No. C/1
G Block, Bandra-Kurla Complex,
Bandra (E), Mumbai - 400051

Company Code : 506022

Company Symbol : PRAKASH

Reg : Disclosure under Regulation 31 of Securities and Exchange Board of India
(Substantial Acquisition of Shares and Takeovers) Regulations, 2011

Dear Sir,


In terms of the provisions of Regulation 31 of the SEBI (Substantial Acquisition of Shares and Takeovers) Regulations, 2011, we being Promoter group of Prakash Industries Limited hereby enclosing the details of shares released from encumbrance / pledge in the prescribed format.

This is for your kind information and record please.

Thanking you,

Yours faithfully,

For Shree Labh Lakshmi Capital Services Private Limited



Authorised Signatory

Encl : (2) as above

CC To :

Prakash Industries Ltd.
15 Km. Stone, Delhi Road,
Hissar – 125044

Disclosure by the Promoter(s) to the stock exchanges and to the Target Company for encumbrance of shares / invocation of encumbrance/ release of encumbrance, in terms of Regulation 31(1) and 31(2) of SEBI (Substantial Acquisition of Shares and Takeovers) Regulation, 2011

Name of the Target Company(IC)																																																			
PRAKASH INDUSTRIES LIMITED																																																			
Names of the Stock Exchanges where the shares of the target company are listed																																																			
BSE Ltd. & National Stock Exchange of India Ltd.																																																			
Date of reporting																																																			
27 April 2022																																																			
Name of the promoter or PAC on whose shares encumbrance has been created/ released/invoked																																																			
SHREE LABH LAKSHMI CAPITAL SERVICES PVT LTD																																																			
Details of the creation of encumbrance :																																																			
Name of the promoter(s) or PACs with Promoter holding already encumbered (2)																																																			
Name of the promoter(s) or PACs with Promoter holding in the target company (1)																																																			
Details of events pertaining to encumbrance (3)																																																			
Post event holding of encumbered shares																																																			
<table border="1"> <thead> <tr> <th>No. of shares</th> <th>% of share capital</th> <th>No. of shares</th> <th>% of total share capital</th> <th>Type of event (creation/ release/ invocation)</th> <th>Date of creation/ invocation/ release/ encumbrance</th> <th>Type of encumbrance (pledge/ lien/ non disposal/ undertaking/ others)</th> <th>Reasons for encumbrance</th> <th>No. of shares</th> <th>% of total share capital</th> <th>Name of the entity in whose favour shares encumbered</th> <th>No. of shares</th> <th>% of total share capital</th> </tr> </thead> <tbody> <tr> <td>2311471</td> <td>1.29</td> <td>1412670</td> <td>0.79</td> <td>Release</td> <td>21-04-2022</td> <td>Pledge</td> <td>Third Party Pledge</td> <td>-145000</td> <td>-0.08</td> <td>Infosoft Global Pvt. Ltd.</td> <td>1267670</td> <td>0.71</td> </tr> <tr> <td>2311471</td> <td>1.29</td> <td>1267670</td> <td>0.71</td> <td>Release</td> <td>21-04-2022</td> <td>Pledge</td> <td>Third Party Pledge</td> <td>-110000</td> <td>-0.06</td> <td>Anadya Properties Pvt. Ltd</td> <td>1157670</td> <td>0.65</td> </tr> </tbody> </table>													No. of shares	% of share capital	No. of shares	% of total share capital	Type of event (creation/ release/ invocation)	Date of creation/ invocation/ release/ encumbrance	Type of encumbrance (pledge/ lien/ non disposal/ undertaking/ others)	Reasons for encumbrance	No. of shares	% of total share capital	Name of the entity in whose favour shares encumbered	No. of shares	% of total share capital	2311471	1.29	1412670	0.79	Release	21-04-2022	Pledge	Third Party Pledge	-145000	-0.08	Infosoft Global Pvt. Ltd.	1267670	0.71	2311471	1.29	1267670	0.71	Release	21-04-2022	Pledge	Third Party Pledge	-110000	-0.06	Anadya Properties Pvt. Ltd	1157670	0.65
No. of shares	% of share capital	No. of shares	% of total share capital	Type of event (creation/ release/ invocation)	Date of creation/ invocation/ release/ encumbrance	Type of encumbrance (pledge/ lien/ non disposal/ undertaking/ others)	Reasons for encumbrance	No. of shares	% of total share capital	Name of the entity in whose favour shares encumbered	No. of shares	% of total share capital																																							
2311471	1.29	1412670	0.79	Release	21-04-2022	Pledge	Third Party Pledge	-145000	-0.08	Infosoft Global Pvt. Ltd.	1267670	0.71																																							
2311471	1.29	1267670	0.71	Release	21-04-2022	Pledge	Third Party Pledge	-110000	-0.06	Anadya Properties Pvt. Ltd	1157670	0.65																																							

For SHREE LABH LAKSHMI CAPITAL SERVICES PVT LTD.


Authorised Signatory

Place : New Delhi
Date : 27.04.2022

* The details of encumbrances of residual promoters as on 18.04.2022 enclosed herewith as Annexure 1 is an extract of the data available of the Target Company

PRAKASH INDUSTRIES LIMITED
Details of encumbrance of residual promoters as on 18.04.2022

Sr. No.	Name of the Shareholder	Total shares held		Shares pledged or otherwise encumbered	
		No. of shares held	As a % of total share capital	No. of shares held	As a % of total share capital
1	SHRI V.P. AGARWAL	19787890	11.05	0	0.00
2	V.P. AGARWAL (HUF)	2208644	1.23	0	0.00
3	SMT. MOHINI AGARWAL	1019856	0.57	1019856	0.57
4	SHRI VIKRAM AGARWAL	406500	0.23	0	0.00
5	SHRI KANHA AGARWAL	18540	0.01	0	0.00
6	AIRCON TRADEX PVT. LTD.	96000	0.05	0	0.00
7	AMBROSIA COMMERCE PVT. LTD.	1936500	1.08	1936500	1.08
8	DHRUV COMMERCE PVT. LTD.	300500	0.17	300500	0.17
9	ESSENTIAL ELECTRONICS PVT. LTD.	597300	0.33	597300	0.33
10	EVERSHINE MERCANTILE PVT. LTD.	1621700	0.91	1621700	0.91
11	EXCEL FINCAP PVT. LTD.	102135	0.06	102100	0.06
12	FOCUS SECURITIES & CREDITS PVT. LTD.	1460000	0.82	1460000	0.82
13	FOUR WINGS MARKETING PVT. LTD.	101700	0.06	101700	0.06
14	GMK BUILDERS PVT. LTD.	8164800	4.56	4245050	2.37
15	GOEL CONTAINERS PVT. LTD.	1378682	0.77	1278682	0.71
16	HISSAR TUBES PVT. LTD.	700000	0.39	700000	0.39
17	HI-TECH MERCANTILE (INDIA) PVT. LTD.	2720695	1.52	1888295	1.05
18	NEW ERA COMMERCE & SECURITIES PVT. LTD.	215985	0.12	215900	0.12
19	OCEAN ISPAT PVT. LTD.	300000	0.17	300000	0.17
20	PAREEK OVERSEAS PVT. LTD.	623060	0.35	392618	0.22
21	PRAKASH CAPITAL SERVICES LTD.	1508467	0.84	1508400	0.84
22	PRAKASH INDUSTRIAL FINANCE LTD.	904950	0.51	890950	0.50
23	PREMIER FINCAP PVT. LTD.	767000	0.43	767000	0.43
24	PRIMENET GLOBAL LTD.	2470500	1.38	2470500	1.38
25	PRIME MERCANTILE PVT. LTD.	3701470	2.07	1460200	0.82
26	PROSPERO SECURITIES PVT. LTD.	515800	0.29	429800	0.24
27	ROURKELA STEEL PVT. LTD.	790633	0.44	490600	0.27
28	SAMYAK SECURITIES PVT. LTD.	1500000	0.84	1500000	0.84
29	STYLE LEASING & FINANCE PVT. LTD.	1114400	0.62	1114400	0.62
30	SUNVIN TRADING & INVESTMENT PVT. LTD.	242312	0.14	242312	0.14
31	TECHDRIVE SOFTWARE LTD	562550	0.31	0	0.00
32	TOOLS INDIA PVT. LTD.	900900	0.50	900900	0.50
33	UNITY MERCANTILE PVT. LTD.	251575	0.14	251500	0.14
34	VANSHI FARMS PVT. LTD.	3157900	1.76	2911423	1.63
35	VISION MERCANTILE PVT. LTD.	1866754	1.04	1866700	1.04
36	WELTER SECURITIES LTD.	5006666	2.80	896600	0.50
37	CHAIBASA STEEL LLP	250000	0.14	250000	0.14
38	DHRUV COMMERCE LLP	1481000	0.83	574000	0.32
39	ESSENTIAL ELECTRONICS LLP	302100	0.17	302100	0.17
40	EVERSHINE MERCANTILE LLP	300000	0.17	300000	0.17
41	FOUR WINGS MARKETING LLP	300000	0.17	300000	0.17
42	HISSAR TUBES LLP	650012	0.36	650012	0.36
43	PREMIER FINCAP LLP	476480	0.27	476480	0.27
44	ROURKELA STEEL LLP	636500	0.36	0	0.00
45	SHIKHA MERCANTILE LLP	70600	0.04	70600	0.04
46	SPRING MERCANTILE LLP	500	0.00	0	0.00
47	SUNVIN TRADING & INVESTMENT LLP	1007688	0.56	925000	0.52
48	SUVARNA MARKETING LLP	95000	0.05	0	0.00
TOTAL		74592244	41.65	37709678	21.06

Sunvin Trading & Investment LLP

Regd. Office : 303, Himland House, D-5, Karampura Commercial Complex,
New Delhi, South Delhi – 110015.
LLPIN: AAL-9893

27th April, 2022

Listing Department
BSE Ltd.
Phiroze Jeejeebhoy Towers
Dalal Street
Mumbai – 400001

Listing Department
National Stock Exchange of India Ltd
Exchange Plaza, 5th Floor, Plot No. C/1
G Block, Bandra-Kurla Complex,
Bandra (E), Mumbai - 400051

Company Code : 506022

Company Symbol : PRAKASH

Reg : Disclosure under Regulation 31 of Securities and Exchange Board of India
(Substantial Acquisition of Shares and Takeovers) Regulations, 2011

Dear Sir,

In terms of the provisions of Regulation 31 of the SEBI (Substantial Acquisition of Shares and Takeovers) Regulations, 2011, we being Promoter group of Prakash Industries Limited hereby enclosing the details of shares released from encumbrance / pledge in the prescribed format.

This is for your kind information and record please.

Thanking you,

Yours faithfully,
For Sunvin Trading and Investment LLP



Authorised Signatory

Encl : (2) as above

CC To :

Prakash Industries Ltd.
15 Km. Stone, Delhi Road,
Hissar – 125044

Disclosure by the Promoter(s) to the stock exchanges and to the Target Company for encumbrance of shares / Invocation of encumbrance / release of encumbrance, in terms of Regulation 31(1) and 31(2) of SEBI (Substantial Acquisition of Shares and Takeovers) Regulation, 2011

Name of the Target Company(IC)		PRAKASH INDUSTRIES LIMITED							
Names of the Stock Exchanges where the shares of the target company are listed		BSE Ltd. & National Stock Exchange of India Ltd.							
Date of reporting		27 April 2022							
Name of the promoter or PAC on whose shares encumbrance has been created/ released/invoked		SUNVIN TRADING & INVESTMENT LLP							
Details of the creation of encumbrance :									
Name of the promoter(s) or PACs with him	Promoter holding in the target company (1)		Promoter holding already encumbered (2)						
	No. of shares	% of total share capital	No. of shares	% of total share capital					
SUNVIN TRADING & INVESTMENT LLP *	1007688	0.56	925000	0.52					
Details of events pertaining to encumbrance (3)									
Type of event (creation/ release/ invocation)	Date of creation/ invocation/ release of encumbrance	Type of encumbrance (pledge/ lien/ non disposal/ undertaking/ others)	Reasons for encumbrance	No. of shares for encumbrance	% of total share capital	Name of the entity in whose favour shares encumbered	No. of shares	% of total share capital	Post event holding of encumbered shares
Release	21.04.2022	Pledge	Third Party Pledge	-180000	-0.10	Infosoft Global Pvt. Ltd	745000	0.42	

For Sunvin Trading & Investment LLP


Authorised Signatory

Place : New Delhi
Date : 27.04.2022

* The details of encumbrances of residual promoters as on 18.04.2022 enclosed herewith as Annexure 1 is an extract of the data available of the Target Company

PRAKASH INDUSTRIES LIMITED
Details of encumbrance of residual promoters as on 18.04.2022

Sr. No.	Name of the Shareholder	Total shares held		Shares pledged or otherwise encumbered	
		No. of shares held	As a % of total share capital	No. of shares held	As a % of total share capital
1	SHRI V.P. AGARWAL	19787890	11.05	0	0.00
2	V.P. AGARWAL (HUF)	2208644	1.23	0	0.00
3	SMT. MOHINI AGARWAL	1019856	0.57	1019856	0.57
4	SHRI VIKRAM AGARWAL	406500	0.23	0	0.00
5	SHRI KANHA AGARWAL	18540	0.01	0	0.00
6	AIRCON TRADEX PVT. LTD.	96000	0.05	0	0.00
7	AMBROSIA COMMERCE PVT. LTD.	1936500	1.08	1936500	1.08
8	DHRUV COMMERCE PVT. LTD.	300500	0.17	300500	0.17
9	ESSENTIAL ELECTRONICS PVT. LTD.	597300	0.33	597300	0.33
10	EVERSHINE MERCANTILE PVT. LTD.	1621700	0.91	1621700	0.91
11	EXCEL FINCAP PVT. LTD.	102135	0.06	102100	0.06
12	FOCUS SECURITIES & CREDITS PVT. LTD.	1460000	0.82	1460000	0.82
13	FOUR WINGS MARKETING PVT. LTD.	101700	0.06	101700	0.06
14	GMK BUILDERS PVT. LTD.	8164800	4.56	4245050	2.37
15	GOEL CONTAINERS PVT. LTD.	1378682	0.77	1278682	0.71
16	HISSAR TUBES PVT. LTD.	700000	0.39	700000	0.39
17	HI-TECH MERCANTILE (INDIA) PVT. LTD.	2720695	1.52	1888295	1.05
18	NEW ERA COMMERCE & SECURITIES PVT. LTD.	215985	0.12	215900	0.12
19	OCEAN ISPAT PVT. LTD.	300000	0.17	300000	0.17
20	PAREEK OVERSEAS PVT. LTD.	623060	0.35	392618	0.22
21	PRAKASH CAPITAL SERVICES LTD.	1508467	0.84	1508400	0.84
22	PRAKASH INDUSTRIAL FINANCE LTD.	904950	0.51	890950	0.50
23	PREMIER FINCAP PVT. LTD.	767000	0.43	767000	0.43
24	PRIMENET GLOBAL LTD.	2470500	1.38	2470500	1.38
25	PRIME MERCANTILE PVT. LTD.	3701470	2.07	1460200	0.82
26	PROSPERO SECURITIES PVT. LTD.	515800	0.29	429800	0.24
27	ROURKELA STEEL PVT. LTD.	790633	0.44	490600	0.27
28	SAMYAK SECURITIES PVT. LTD.	1500000	0.84	1500000	0.84
29	SHREE LABH LAKSHMI CAPITAL SERVICES PVT. LTD.	2311471	1.29	1412670	0.79
30	STYLE LEASING & FINANCE PVT. LTD.	1114400	0.62	1114400	0.62
31	SUNVIN TRADING & INVESTMENT PVT. LTD.	242312	0.14	242312	0.14
32	TECHDRIVE SOFTWARE LTD	562550	0.31	0	0.00
33	TOOLS INDIA PVT. LTD.	900900	0.50	900900	0.50
34	UNITY MERCANTILE PVT. LTD.	251575	0.14	251500	0.14
35	VANSHI FARMS PVT. LTD.	3157900	1.76	2911423	1.63
36	VISION MERCANTILE PVT. LTD.	1866754	1.04	1866700	1.04
37	WELTER SECURITIES LTD.	5006666	2.80	896600	0.50
38	CHAIBASA STEEL LLP	250000	0.14	250000	0.14
39	DHRUV COMMERCE LLP	1481000	0.83	574000	0.32
40	ESSENTIAL ELECTRONICS LLP	302100	0.17	302100	0.17
41	EVERSHINE MERCANTILE LLP	300000	0.17	300000	0.17
42	FOUR WINGS MARKETING LLP	300000	0.17	300000	0.17
43	HISSAR TUBES LLP	650012	0.36	650012	0.36
44	PREMIER FINCAP LLP	476480	0.27	476480	0.27
45	ROURKELA STEEL LLP	636500	0.36	0	0.00
46	SHIKHA MERCANTILE LLP	70600	0.04	70600	0.04
47	SPRING MERCANTILE LLP	500	0.00	0	0.00
48	SUVARNA MARKETING LLP	95000	0.05	0	0.00
TOTAL		75896027	42.38	38197348	21.33

WELTER SECURITIES LIMITED

Corp. Office: 303, Himland House, D-5, Karampura Commercial Complex, New Delhi – 110015
CIN: L65993WB1990PLC048314
E-mail: gopaltg@gmail.com

27th April, 2022

Listing Department
BSE Ltd.
Phiroze Jeejeebhoy Towers
Dalal Street
Mumbai – 400001

Listing Department
National Stock Exchange of India Ltd
Exchange Plaza, 5th Floor, Plot No. C/1
G Block, Bandra-Kurla Complex,
Bandra (E), Mumbai - 400051

Company Code : 506022

Company Symbol : PRAKASH

Reg : Disclosure under Regulation 31 of Securities and Exchange Board of India
(Substantial Acquisition of Shares and Takeovers) Regulations, 2011

Dear Sir,

In terms of the provisions of Regulation 31 of the SEBI (Substantial Acquisition of Shares and Takeovers) Regulations, 2011, we being Promoter group of Prakash Industries Limited hereby enclosing the details of shares released from encumbrance / pledge in the prescribed format.

This is for your kind information and record please.

Thanking you,

Yours faithfully,
For **Welter Securities Limited**



Authorised Signatory


Encl : (2) as above

CC To :

Prakash Industries Ltd.
15 Km. Stone, Delhi Road,
Hissar – 125044

Disclosure by the Promoter(s) to the stock exchanges and to the Target Company for encumbrance of shares / invocation of encumbrance/ release of encumbrance, in terms of Regulation 31(1) and 31(2) of SEBI (Substantial Acquisition of Shares and Takeovers) Regulation, 2011

Name of the Target Company(TC)												
PRAKASH INDUSTRIES LIMITED												
Names of the Stock Exchanges where the shares of the target company are listed												
BSE Ltd. & National Stock Exchange of India Ltd.												
Date of reporting												
27 April 2022												
Name of the promoter or PAC on whose shares encumbrance has been created/ released/invoked												
Welter Securities Ltd												
Details of the creation of encumbrance :												
Name of the promoter(s) or PACs with whom												
Promoter holding in the target company (1)												
Promoter holding already encumbered (2)												
Details of events pertaining to encumbrance (3)												
No. of shares	% of total share capital	No. of shares	% of total share capital	Type of event (creation/ release/ invocation)	Date of creation/ release/ encumbrance	Type of encumbrance (pledge/ lien/ non disposal/ undertaking/ others)	Reasons for encumbrance	No. of shares	% of total share capital	Name of the entity in whose favour shares encumbered	No. of shares	% of total share capital
5006666	2.80	896600	0.50	Release	21.04.2022	Pledge	Third Party Pledge	190000	-0.11	Infosoft Global Pvt. Ltd.	706600	0.39
5006666	2.80	706600	0.39	Release	23.04.2022	Pledge	Third Party Pledge	-120000	-0.07	Anisha Estate and Finance Pvt. Ltd.	586600	0.33

for Welter Securities Ltd

 Authorised Signatory

Place : New Delhi
 Date : 27.04.2022

* The details of encumbrances of residual promoters as on 18.04.2022 enclosed herewith as Annexure 1 is an extract of the data available of the Target Company

PRAKASH INDUSTRIES LIMITED
Details of encumbrance of residual promoters as on 18.04.2022

Sr. No.	Name of the Shareholder	Total shares held		Shares pledged or otherwise encumbered	
		No. of shares held	As a % of total share capital	No. of shares held	As a % of total share capital
1	SHRI V.P. AGARWAL	19787890	11.05	0	0.00
2	V.P. AGARWAL (HUF)	2208644	1.23	0	0.00
3	SMT. MOHINI AGARWAL	1019856	0.57	1019856	0.57
4	SHRI VIKRAM AGARWAL	406500	0.23	0	0.00
5	SHRI KANHA AGARWAL	18540	0.01	0	0.00
6	AIRCON TRADEX PVT. LTD.	96000	0.05	0	0.00
7	AMBROSIA COMMERCE PVT. LTD.	1936500	1.08	1936500	1.08
8	DHRUV COMMERCE PVT. LTD.	300500	0.17	300500	0.17
9	ESSENTIAL ELECTRONICS PVT. LTD.	597300	0.33	597300	0.33
10	EVERSHINE MERCANTILE PVT. LTD.	1621700	0.91	1621700	0.91
11	EXCEL FINCAP PVT. LTD.	102135	0.06	102100	0.06
12	FOCUS SECURITIES & CREDITS PVT. LTD.	1460000	0.82	1460000	0.82
13	FOUR WINGS MARKETING PVT. LTD.	101700	0.06	101700	0.06
14	GMK BUILDERS PVT. LTD.	8164800	4.56	4245050	2.37
15	GOEL CONTAINERS PVT. LTD.	1378682	0.77	1278682	0.71
16	HISSAR TUBES PVT. LTD.	700000	0.39	700000	0.39
17	HI-TECH MERCANTILE (INDIA) PVT. LTD.	2720695	1.52	1888295	1.05
18	NEW ERA COMMERCE & SECURITIES PVT. LTD.	215985	0.12	215900	0.12
19	OCEAN ISPAT PVT. LTD.	300000	0.17	300000	0.17
20	PAREEK OVERSEAS PVT. LTD.	623060	0.35	392618	0.22
21	PRAKASH CAPITAL SERVICES LTD.	1508467	0.84	1508400	0.84
22	PRAKASH INDUSTRIAL FINANCE LTD.	904950	0.51	890950	0.50
23	PREMIER FINCAP PVT. LTD.	767000	0.43	767000	0.43
24	PRIMENET GLOBAL LTD.	2470500	1.38	2470500	1.38
25	PRIME MERCANTILE PVT. LTD.	3701470	2.07	1460200	0.82
26	PROSPERO SECURITIES PVT. LTD.	515800	0.29	429800	0.24
27	ROURKELA STEEL PVT. LTD.	790633	0.44	490600	0.27
28	SAMYAK SECURITIES PVT. LTD.	1500000	0.84	1500000	0.84
29	SHREE LABH LAKSHMI CAPITAL SERVICES PVT. LTD.	2311471	1.29	1412670	0.79
30	STYLE LEASING & FINANCE PVT. LTD.	1114400	0.62	1114400	0.62
31	SUNVIN TRADING & INVESTMENT PVT. LTD.	242312	0.14	242312	0.14
32	TECHDRIVE SOFTWARE LTD	562550	0.31	0	0.00
33	TOOLS INDIA PVT. LTD.	900900	0.50	900900	0.50
34	UNITY MERCANTILE PVT. LTD.	251575	0.14	251500	0.14
35	VANSHI FARMS PVT. LTD.	3157900	1.76	2911423	1.63
36	VISION MERCANTILE PVT. LTD.	1866754	1.04	1866700	1.04
37	CHAIBASA STEEL LLP	250000	0.14	250000	0.14
38	DHRUV COMMERCE LLP	1481000	0.83	574000	0.32
39	ESSENTIAL ELECTRONICS LLP	302100	0.17	302100	0.17
40	EVERSHINE MERCANTILE LLP	300000	0.17	300000	0.17
41	FOUR WINGS MARKETING LLP	300000	0.17	300000	0.17
42	HISSAR TUBES LLP	650012	0.36	650012	0.36
43	PREMIER FINCAP LLP	476480	0.27	476480	0.27
44	ROURKELA STEEL LLP	636500	0.36	0	0.00
45	SHIKHA MERCANTILE LLP	70600	0.04	70600	0.04
46	SPRING MERCANTILE LLP	500	0.00	0	0.00
47	SUNVIN TRADING & INVESTMENT LLP	1007688	0.56	925000	0.52
48	SUVARNA MARKETING LLP	95000	0.05	0	0.00
TOTAL		71897049	40.15	38225748	21.35

Tanku ar.

PAREEK OVERSEAS PVT.LTD.

Registered Office : N, 3rd Floor, Old Delhi Road, Golden Jublee Plaza,
Gurgaon-122001

CIN: U51909HR1993PTC041764

E-mail: nkehaturvedi1960@gmail.com

27th April, 2022

Listing Department
BSE Ltd.
Phiroze Jeejeebhoy Towers
Dalal Street
Mumbai – 400001

Listing Department
National Stock Exchange of India Ltd
Exchange Plaza, 5th Floor, Plot No. C/1
G Block, Bandra-Kurla Complex,
Bandra (E), Mumbai - 400051

Company Code : 506022

Company Symbol : PRAKASH

Reg : Disclosure under Regulation 31 of Securities and Exchange Board of India
(Substantial Acquisition of Shares and Takeovers) Regulations, 2011

Dear Sir,

In terms of the provisions of Regulation 31 of the SEBI (Substantial Acquisition of Shares and Takeovers) Regulations, 2011, we being Promoter group of Prakash Industries Limited hereby enclosing the details of shares released from encumbrance / pledge in the prescribed format.

This is for your kind information and record please.

Thanking you,

Yours faithfully,
For Pareek Overseas Private Limited



Authorised Signatory

Encl : (2) as above

CC To :

Prakash Industries Ltd.
15 Km. Stone, Delhi Road,
Hissar – 125044

Disclosure by the Promoter(s) to the stock exchanges and to the Target Company for encumbrance of shares / invocation of encumbrance / release of encumbrance, in terms of Regulation 31(1) and 31(2) of SEBI (Substantial Acquisition of Shares and Takeovers) Regulation, 2011

Name of the Target Company(TC)		PRAKASH INDUSTRIES LIMITED											
Names of the Stock Exchanges where the shares of the target company are listed		BSE Ltd. & National Stock Exchange of India Ltd.											
Date of reporting		27 April 2022											
Name of the promoter or PAC on whose shares encumbrance has been created/ released/invoked		Pareek Overseas Pvt Ltd											
Details of the creation of encumbrance :													
Name of the promoter(s) or PACs with him	Promoter holding in the target company (1)		Promoter holding already encumbered (2)		Details of events pertaining to encumbrance (3)							Post event holding of encumbered shares	
	No. of shares	% of total share capital	No. of shares	% of total share capital	Type event (creation/ release/ invocation)	Date of creation/ invocation/ release of encumbrance	Type of encumbrance (pledge/ non disposal/ undertaking/ others)	Reasons for encumbrance	No. shares	% of total share capital	Name of the entity in whose favour shares encumbered	No. shares	% of total share capital
Pareek Overseas Pvt Ltd	623060	0.35	392618	0.22	Release	21.04.2022	Pledge	Third Party Pledge	-392618	-0.22	Infosoft Global Pvt. Ltd.	0	0.00

for Pareek Overseas Pvt Ltd


Authorised Signatory

Place : Gurugaoon

Date : 27.04.2022

* The details of encumbrances of residual promoters as on 18.04.2022 enclosed herewith as Annexure 1 is an extract of the data available of the Target Company

PRAKASH INDUSTRIES LIMITED
Details of encumbrance of residual promoters as on 18.04.2022

Sr. No.	Name of the Shareholder	Total shares held		Shares pledged or otherwise encumbered	
		No. of shares held	As a % of total share capital	No. of shares held	As a % of total share capital
1	SHRI V.P. AGARWAL	19787890	11.05	0	0.00
2	V.P. AGARWAL (HUF)	2208644	1.23	0	0.00
3	SMT. MOHINI AGARWAL	1019856	0.57	1019856	0.57
4	SHRI VIKRAM AGARWAL	406500	0.23	0	0.00
5	SHRI KANHA AGARWAL	18540	0.01	0	0.00
6	AIRCON TRADEX PVT. LTD.	96000	0.05	0	0.00
7	AMBROSIA COMMERCE PVT. LTD.	1936500	1.08	1936500	1.08
8	DHRUV COMMERCE PVT. LTD.	300500	0.17	300500	0.17
9	ESSENTIAL ELECTRONICS PVT. LTD.	597300	0.33	597300	0.33
10	EVERSHINE MERCANTILE PVT. LTD.	1621700	0.91	1621700	0.91
11	EXCEL FINCAP PVT. LTD.	102135	0.06	102100	0.06
12	FOCUS SECURITIES & CREDITS PVT. LTD.	1460000	0.82	1460000	0.82
13	FOUR WINGS MARKETING PVT. LTD.	101700	0.06	101700	0.06
14	GMK BUILDERS PVT. LTD.	8164800	4.56	4245050	2.37
15	GOEL CONTAINERS PVT. LTD.	1378682	0.77	1278682	0.71
16	HISSAR TUBES PVT. LTD.	700000	0.39	700000	0.39
17	HI-TECH MERCANTILE (INDIA) PVT. LTD.	2720695	1.52	1888295	1.05
18	NEW ERA COMMERCE & SECURITIES PVT. LTD.	215985	0.12	215900	0.12
19	OCEAN ISPAT PVT. LTD.	300000	0.17	300000	0.17
20	PRAKASH CAPITAL SERVICES LTD.	1508467	0.84	1508400	0.84
21	PRAKASH INDUSTRIAL FINANCE LTD.	904950	0.51	890950	0.50
22	PREMIER FINCAP PVT. LTD.	767000	0.43	767000	0.43
23	PRIMENET GLOBAL LTD.	2470500	1.38	2470500	1.38
24	PRIME MERCANTILE PVT. LTD.	3701470	2.07	1460200	0.82
25	PROSPERO SECURITIES PVT. LTD.	515800	0.29	429800	0.24
26	ROURKELA STEEL PVT. LTD.	790633	0.44	490600	0.27
27	SAMYAK SECURITIES PVT. LTD.	1500000	0.84	1500000	0.84
28	SHREE LABH LAKSHMI CAPITAL SERVICES PVT. LTD.	2311471	1.29	1412670	0.79
29	STYLE LEASING & FINANCE PVT. LTD.	1114400	0.62	1114400	0.62
30	SUNVIN TRADING & INVESTMENT PVT. LTD.	242312	0.14	242312	0.14
31	TECHDRIVE SOFTWARE LTD	562550	0.31	0	0.00
32	TOOLS INDIA PVT. LTD.	900900	0.50	900900	0.50
33	UNITY MERCANTILE PVT. LTD.	251575	0.14	251500	0.14
34	VANSHI FARMS PVT. LTD.	3157900	1.76	2911423	1.63
35	VISION MERCANTILE PVT. LTD.	1866754	1.04	1866700	1.04
36	WELTER SECURITIES LTD.	5006666	2.80	896600	0.50
37	CHAIBASA STEEL LLP	250000	0.14	250000	0.14
38	DHRUV COMMERCE LLP	1481000	0.83	574000	0.32
39	ESSENTIAL ELECTRONICS LLP	302100	0.17	302100	0.17
40	EVERSHINE MERCANTILE LLP	300000	0.17	300000	0.17
41	FOUR WINGS MARKETING LLP	300000	0.17	300000	0.17
42	HISSAR TUBES LLP	650012	0.36	650012	0.36
43	PREMIER FINCAP LLP	476480	0.27	476480	0.27
44	ROURKELA STEEL LLP	636500	0.36	0	0.00
45	SHIKHA MERCANTILE LLP	70600	0.04	70600	0.04
46	SPRING MERCANTILE LLP	500	0.00	0	0.00
47	SUNVIN TRADING & INVESTMENT LLP	1007688	0.56	925000	0.52
48	SUVARNA MARKETING LLP	95000	0.05	0	0.00
TOTAL		76280655	42.60	38729730	21.63

R. Kumar

GOEL CONTAINERS PVT.LTD.

Corp. Office: 303, Himland House, D-5, Karampura Commercial Complex,
New Delhi - 110015.
CIN: U74899PB1971PTC052097
E-mail: gopaltg@gmail.com

27th April, 2022

Listing Department
BSE Ltd.
Phiroze Jeejeebhoy Towers
Dalal Street
Mumbai - 400001

Listing Department
National Stock Exchange of India Ltd
Exchange Plaza, 5th Floor, Plot No. C/1
G Block, Bandra-Kurla Complex,
Bandra (E), Mumbai - 400051

Company Code : 506022

Company Symbol : PRAKASH

Reg : Disclosure under Regulation 31 of Securities and Exchange Board of India
(Substantial Acquisition of Shares and Takeovers) Regulations, 2011

Dear Sir,

In terms of the provisions of Regulation 31 of the SEBI (Substantial Acquisition of Shares and Takeovers) Regulations, 2011, we being Promoter group of Prakash Industries Limited hereby enclosing the details of shares released from encumbrance / pledge in the prescribed format.

This is for your kind information and record please.

Thanking you,

Yours faithfully,
For Goel Containers Private Limited



Authorised/Signatory

Encl : (2) as above


CC To :

Prakash Industries Ltd.
15 Km. Stone, Delhi Road,
Hissar - 125044

Disclosure by the Promoter(s) to the stock exchanges and to the Target Company for encumbrance of shares / invocation of encumbrance/ release of encumbrance, in terms of Regulation 31(1) and 31(2) of SEBI (Substantial Acquisition of Shares and Takeovers) Regulation, 2011

Name of the Target Company(TC)		PRAKASH INDUSTRIES LIMITED											
Names of the Stock Exchanges where the shares of the target company are listed		BSE Ltd. & National Stock Exchange of India Ltd.											
Date of reporting		27 April 2022											
Name of the promoter or PAC on whose shares encumbrance has been created/ released/invoked		GOEL CONTAINERS PVT LTD											
Details of the creation of encumbrance :													
Name of the promoter(s) or PACs with firm	Promoter holding in the target company (1)		Promoter holding already encumbered (2)		Details of events pertaining to encumbrance (3)					Post event holding of encumbered shares			
	No. of shares	% of total share capital	No. of shares	% of total share capital	Type of event (creation/ release/ invocation)	Date of creation/ invocation/ release of encumbrance	Type of encumbrance (pledge/ lien/ disposal of non undertaking/ others)	Reasons for encumbrance	No. of shares	% of total share capital	Name of the entity in whose favour shares are encumbered	No. of shares	% of total share capital
GOEL CONTAINERS PVT LTD *	1378682	0.77	1278682	0.71	Release	21.04.2022	Pledge	Third Party Pledge	-20682	-0.01	Infosoft Global Pvt. Ltd.	1258000	0.70

for GOEL CONTAINERS PVT LTD


Authorised Signatory

Place : New Delhi
Date : 27.04.2022

* The details of encumbrances of residual promoters as on 18.04.2022 enclosed herewith as Annexure 1 is an extract of the data available of the Target Company

PRAKASH INDUSTRIES LIMITED
Details of encumbrance of residual promoters as on 18.04.2022

Sr. No.	Name of the Shareholder	Total shares held		Shares pledged or otherwise encumbered	
		No. of shares held	As a % of total share capital	No. of shares held	As a % of total share capital
1	SHRI V.P. AGARWAL	19787890	11.05	0	0.00
2	V.P. AGARWAL (HUF)	2208644	1.23	0	0.00
3	SMT. MOHINI AGARWAL	1019856	0.57	1019856	0.57
4	SHRI VIKRAM AGARWAL	406500	0.23	0	0.00
5	SHRI KANHA AGARWAL	18540	0.01	0	0.00
6	AIRCON TRADEX PVT. LTD.	96000	0.05	0	0.00
7	AMBROSIA COMMERCE PVT. LTD.	1936500	1.08	1936500	1.08
8	DHRUV COMMERCE PVT. LTD.	300500	0.17	300500	0.17
9	ESSENTIAL ELECTRONICS PVT. LTD.	597300	0.33	597300	0.33
10	EVERSHINE MERCANTILE PVT. LTD.	1621700	0.91	1621700	0.91
11	EXCEL FINCAP PVT. LTD.	102135	0.06	102100	0.06
12	FOCUS SECURITIES & CREDITS PVT. LTD.	1460000	0.82	1460000	0.82
13	FOUR WINGS MARKETING PVT. LTD.	101700	0.06	101700	0.06
14	GMK BUILDERS PVT. LTD.	8164800	4.56	4245050	2.37
15	HISSAR TUBES PVT. LTD.	700000	0.39	700000	0.39
16	HI-TECH MERCANTILE (INDIA) PVT. LTD.	2720695	1.52	1888295	1.05
17	NEW ERA COMMERCE & SECURITIES PVT. LTD.	215985	0.12	215900	0.12
18	OCEAN ISPAT PVT. LTD.	300000	0.17	300000	0.17
19	PAREEK OVERSEAS PVT. LTD.	623060	0.35	392618	0.22
20	PRAKASH CAPITAL SERVICES LTD.	1508467	0.84	1508400	0.84
21	PRAKASH INDUSTRIAL FINANCE LTD.	904950	0.51	890950	0.50
22	PREMIER FINCAP PVT. LTD.	767000	0.43	767000	0.43
23	PRIMENET GLOBAL LTD.	2470500	1.38	2470500	1.38
24	PRIME MERCANTILE PVT. LTD.	3701470	2.07	1460200	0.82
25	PROSPERO SECURITIES PVT. LTD.	515800	0.29	429800	0.24
26	ROURKELA STEEL PVT. LTD.	790633	0.44	490600	0.27
27	SAMYAK SECURITIES PVT. LTD.	1500000	0.84	1500000	0.84
28	SHREE LABH LAKSHMI CAPITAL SERVICES PVT. LTD.	2311471	1.29	1412670	0.79
29	STYLE LEASING & FINANCE PVT. LTD.	1114400	0.62	1114400	0.62
30	SUNVIN TRADING & INVESTMENT PVT. LTD.	242312	0.14	242312	0.14
31	TECHDRIVE SOFTWARE LTD	562550	0.31	0	0.00
32	TOOLS INDIA PVT. LTD.	900900	0.50	900900	0.50
33	UNITY MERCANTILE PVT. LTD.	251575	0.14	251500	0.14
34	VANSHI FARMS PVT. LTD.	3157900	1.76	2911423	1.63
35	VISION MERCANTILE PVT. LTD.	1866754	1.04	1866700	1.04
36	WELTER SECURITIES LTD.	5006666	2.80	896600	0.50
37	CHAIBASA STEEL LLP	250000	0.14	250000	0.14
38	DHRUV COMMERCE LLP	1481000	0.83	574000	0.32
39	ESSENTIAL ELECTRONICS LLP	302100	0.17	302100	0.17
40	EVERSHINE MERCANTILE LLP	300000	0.17	300000	0.17
41	FOUR WINGS MARKETING LLP	300000	0.17	300000	0.17
42	HISSAR TUBES LLP	650012	0.36	650012	0.36
43	PREMIER FINCAP LLP	476480	0.27	476480	0.27
44	ROURKELA STEEL LLP	636500	0.36	0	0.00
45	SHIKHA MERCANTILE LLP	70600	0.04	70600	0.04
46	SPRING MERCANTILE LLP	500	0.00	0	0.00
47	SUNVIN TRADING & INVESTMENT LLP	1007688	0.56	925000	0.52
48	SUVARNA MARKETING LLP	95000	0.05	0	0.00
TOTAL		75525033	42.17	37843666	21.13