



PART I : STATEMENT OF UN-AUDITED FINANCIAL RESULTS FOR THE QUARTER & HALF YEAR ENDED 30TH SEPTEMBER, 2020

(Rupees in Lakhs except EPS)

Sr. No.	Particulars	Quarter Ended			Half Year Ended		Year Ended
		30.09.2020	30.06.2020	30.09.2019	30.09.2020	30.09.2019	31.03.2020
		Unaudited	Unaudited	Unaudited	Unaudited	Unaudited	Audited
1.	Revenue from Operations	-	-	-	-	-	-
2.	Other Income	8.31	8.19	(294.52)	16.50	(286.88)	26.89
3.	Total Income (1+2)	8.31	8.19	(294.52)	16.50	(286.88)	26.89
4.	Expenses						
	(a) Cost of materials consumed	-	-	-	-	-	-
	(b) Purchases of stock-in-trade	-	-	-	-	-	-
	(c) Changes in inventories of finished goods, work in progress and stock-in-trade	-	-	-	-	-	-
	(d) Employee benefits expenses	2.76	2.26	4.83	5.02	9.18	20.09
	(e) Finance Costs	0.03	0.08	8.38	0.11	16.86	26.38
	(f) Depreciation and amortisation expenses	0.01	0.01	0.03	0.02	0.05	0.10
	(g) Other Expenses	1.83	1.13	3.19	2.96	5.23	348.08
	Total Expenses (4)	4.62	3.48	16.43	8.10	31.32	394.65
5.	Profit/(Loss) before exceptional items and tax (3-4)	3.68	4.71	(310.95)	8.39	(318.20)	(367.76)
6.	Exceptional Items		-	-		-	-
7.	Profit/(Loss) before tax and exceptional items (5-6)	3.68	4.71	(310.95)	8.39	(318.20)	(367.76)
8.	Tax Expense						
	- Current Tax	1.10	1.08	-	2.18	-	-
	- Deferred Tax	-	-	-	-	-	0.01
	Total Tax Expenses	1.10	1.08	-	2.18	-	0.01
9.	Net Profit/(Loss) after tax (7-8)	2.58	3.63	(310.95)	6.21	(318.20)	(367.77)
10.	Other Comprehensive Income (Net of Tax)						
A.	(i) Items that will not be reclassified to profit or loss	(8.50)	13.75	(95.81)	5.25	(102.81)	(103.51)
	(ii) Income tax relating to items that will not be reclassified to profit or loss	-	-	-	-	-	-
B.	(i) Items that will be reclassified to profit or loss	-	-	-	-	-	-
	(ii) Income tax relating to items that will be reclassified to profit or loss	-	-	-	-	-	-
11.	Total Comprehensive Income (After Tax) (9+10)	(5.92)	17.38	(406.76)	11.46	(421.01)	(471.28)
12.	Paid-up equity share capital	1976.62	1976.62	1976.62	1976.62	1976.62	1976.62
	Face value of share	10/-	10/-	10/-	10/-	10/-	10/-
13.	Earnings Per Share						
	(Face Value of Rs. 10/- each) (not annualised):						
	(a) Basic	(0.03)	0.02	(1.57)	0.03	(1.61)	(1.86)
	(b) Diluted	(0.03)	0.02	(1.57)	0.03	(1.61)	(1.86)





Mystic Electronics Limited


CIN: L72300MH2011PLC221448

Notes:

1	The above Unaudited financial results for the quarter and half year ended on 30th September, 2020 which are published in accordance with Regulation 33 of the SEBI (Listing Obligations & Disclosure Requirements) Regulations, 2015 ('Listing Regulations') have been reviewed by the Audit Committee and approved by the Board of Directors at their meeting held on 10th November, 2020
2	The above results have been subjected to "Limited Review" by the Statutory Auditors of the Company.
3	The statement of cash flows is also attached herewith along with the statement of Assets & Liabilities for the half year ended 30th September, 2020 & corresponding half year i.e. 30th September, 2019 and 31st March, 2020.
4	Based on guiding principles given in the IND AS on Operating Segments the Company's business activity falls within a single operating segment hence the disclosure requirement of IND AS 108 are not applicable.
5	Provision for Deferred Tax Liability, if any, will be made at the end of the year.
6	Previous period figures have been regrouped/rearranged and re-classified wherever necessary to confirm to current period's classification.
7	The above financial results are hosted on website of the Company i.e. www.mystic-electronics.com and also available on the website of stock exchange www.bseindia.com .
8	<p>The coronavirus (COVID-19) outbreak is causing significant disturbances and slow down of economic activity. The Company's operations were impacted in the month of March 2020 and remain impacted, due to scaling down / suspending all activities following nationwide lockdown announced by the Government of India in view of COVID-19.</p> <p>The operations gradually resumed with requisite precautions during the June quarter with limited availability of workforce. The Company has assessed the impact of pandemic on its financial results/position based on the internal and external information available up to the date of approval of these financial results and expects to recover its position in upcoming quarters. The Company continues to monitor the economic effects of the pandemic while taking steps to improve its execution efficiencies and the financial outcome.</p>

For Mystic Electronics Limited

Place : Mumbai
Date : 10.11.2020




M. Khadaria
Mohit Khadaria
Managing Director
DIN: 05142395

STATEMENT OF UN-AUDITED ASSETS & LIABILITIES FOR THE HALF YEAR ENDED 30TH SEPTEMBER, 2020

(Rupees in Lakhs)

S. No.	Particulars	As at 30.09.2020 (Unaudited)	As at 31.03.2020 (Audited)
A	ASSETS :		
1	NON-CURRENT ASSETS		
	(a) Property, Plant & Equipment	0.04	0.06
	(b) Investments in Property	-	-
	(c) Intangible assets	-	-
	(d) Financial Assets :		
	(i) Investments	2323.54	2293.04
	(ii) Loans	-	-
	(iii) Other financial assets	134.19	136.37
	(e) Deferred tax assets (net)	0.05	0.05
	Total Non Current Assets	2457.82	2429.52
2	CURRENT ASSETS		
	(a) Inventories	-	-
	(b) Financial assets :		
	(i) Investments	-	-
	(ii) Trade receivables	-	-
	(iii) Cash & cash equivalent	7.44	8.21
	(iv) Other Bank balances	0.84	1.05
	(v) Loans	519.09	524.29
	(vi) Other financial assets	665.86	663.91
	(c) Other current assets	20.42	38.02
	Total Current Assets	1213.65	1235.48
	TOTAL ASSETS	3671.47	3664.99
B	EQUITY AND LIABILITIES :		
1	Equity		
	(a) Equity Share Capital	1976.62	1976.62
	(b) Other Equity	1393.41	1387.20
	Total Equity	3370.04	3363.82
2	LIABILITIES:		
	Non- Current liabilities		
	(a) Financial Liabilities		
	(i) Borrowings		-
	(ii) Trade Payable		-
	- total outstanding dues of micro enterprises and small enterprises; and		-
	- total outstanding dues of creditors other than micro enterprises and small enterprises		-
	(iii) Other Financial Liabilities		-
	(b) Deferred Tax Liabilities		-
	(c) Other Non- Current Liabilities		-
	Total Non- Current Liabilities		0.00
	CURRENT LIABILITIES :		
	(a) Financial Liabilities		
	(i) Borrowings	293.39	293.29
	(ii) Trade Payables		-
	- total outstanding dues of micro enterprises and small enterprises; and		-
	- total outstanding dues of creditors other than micro enterprises and small enterprises		-
	(iii) Other financial Liabilities		-
	(b) Provisions		-
	(c) Other Current Liabilities	8.03	7.87
	Total Current Liabilities	301.43	301.16
	TOTAL LIABILITIES	301.43	301.16
	TOTAL - EQUITY AND LIABILITIES	3671.47	3664.99

M. Chaturvedi



CASH FLOW STATEMENT FOR THE HALF YEAR ENDED 30TH SEPTEMBER, 2020

Sr. No.	Particulars	For the half year ended	For the year ended	For the half year ended
		30.09.2020	31.03.2020	30.09.2019
		Unaudited	Audited	Unaudited
		(Amount in Rupees)		
A.	Cash Flow from Operating Activities:			
	Net profit before tax & extra ordinary items	1,146,147	(47,128,292)	(42,100,662)
	<u>Adjustment for:</u>			
	- Depreciation and amortisation of Fixed Assets	1,902	10,296	5,148
	- Re-Measurement gain/(loss)of fair value of Equity Instrument	(525,000)	1,03,50,879	10,280,879
	- Interest Received	(1,649,733)	(6,919,645)	(3,468,883)
	- Deferred Tax	0	1,132	0
	- Provision for Tax	-	-	0
	Operating profit/(loss) before working capital changes	(1,026,684)	(4,36,85,630)	(35,283,468)
	<u>Changes in Operating Assets and Liabilities</u>			
	(Increase)/Decrease in Loans & Advances	737,850	(1,42,10,029)	(2,534,474)
	(Increase)/Decrease in Other Financial Assets	(195,000)	2,40,000	(198,281)
	(Increase)/ Decrease in Trade Receivables	-	13,59,402	0
	(Increase)/ Decrease in Inventories	-	-	0
	(Increase)/ Decrease in Other Current Assets	1,760,000	(18,13,250)	(10,863,250)
	Increase /(Decrease)in Current Liabilities	26,046	(3,28,79,634)	(30,624,157)
		2,328,896	(4,73,03,511)	(44,220,162)
	Cash Generated from Operations	1,302,211	(9,09,89,140)	(79,503,630)
	Net Cash from Operating activities	1,302,211	(9,09,89,140)	(79,503,630)
B.	Cash Flow From Investing Activities:			
	(Acquisition)/Sale of PPE and Intangible Assests	-	-	-
	(Acquisition)/Sale of Investments	(3,049,733)	8,39,57,114	75,893,948
	- Interest Received	1,649,733	69,19,645	3,468,833
	Net Cash from Investing activities	-1,400,000	9,08,76,759	79,362,781
C.	Cash Flow From Financing Activities:			
	Net Cash from Financing activities	-	-	-
	Net increase in Cash and Cash Equivalents	(97,788)	(1,12,381)	(140,849)
	Cash & Cash Equivalents (Opening)	925,934	10,38,315	1,038,315
	Cash & Cash Equivalents (Closing)	828,146	9,25,934	897,466

Note :

- 1 Cash & Cash Equivalents at the end of the year consist of Cash in Hand and Balances with Banks and are net of Short Term Loans and Advances from banks as follows :

Particulars	As at	As at	As at
	30th Sept,2020	31st March,2020	30th Sept,2019
Cash in Hand	744,045	8,20,916	828,215
Balances with Banks	84,099	1,05,017	69,251
Total	828,146	9,25,934	897,466

- 2 Previous year's figures have been regrouped, rearranged wherever necessary in order to conform to current year's presentation.

M. Phedari
Mystic Electronics Limited
Mumbai



SUNIL VANKAWALA & ASSOCIATES

Chartered Accountants

103, Vrindavan, 1st floor, Near Shubham Hall, Opp Railway Station Vile Parle (West) Mumbai-400056
E-mail: sunilvankawala@yahoo.com, Tel. No. 022-26133730/31/32


Independent Auditor's Review Report on Unaudited Quarterly and year-to-date Financial Results of the Company Pursuant to the Regulation 33 of the SEBI (Listing Obligations and Disclosure Requirements) Regulations, 2015

To,
The Board of Directors of
Mystic Electronics Limited
Mumbai

We have reviewed the accompanying statement of unaudited financial results of **Mystic Electronics Limited** ("the Company") for the quarter ended September 30, 2020 and year to date results for the period from 01 April 2020 to 30 September 2020 ("the Statement") attached herewith, being submitted by the Company pursuant to the requirements of Regulation 33 of the SEBI (Listing Obligations and Disclosure Requirements) Regulations, 2015, as amended (the "Listing Regulations").


This statement is the responsibility of the Company's Management and has been approved by the Board of Directors, has been prepared in accordance with the recognition and measurement principles laid down in Indian Accounting Standard 34, (Ind AS 34) "Interim Financial Reporting" prescribed under Section 133 of the Companies Act, 2013 as amended, read with relevant rules issued there under and other accounting principles generally accepted in India. Our responsibility is to issue a report on these financial statements based on our review.

We conducted our review of the Statement in accordance with the Standard on Review Engagements (SRE) 2410 "Review of Interim Financial Information Performed by the Independent Auditor of the Entity", issued by the Institute of Chartered Accountants of India. This standard requires that we plan and perform the review to obtain moderate assurance as to whether the financial statements are free of material misstatement. A review is limited primarily to inquiries of company personnel and analytical procedures applied to financial data and thus provides less assurance than an audit. We have not performed an audit and accordingly, we do not express an audit opinion.



Based on our review conducted as above, nothing has come to our attention that causes us to believe that the accompanying Statement, prepared in accordance with the recognition and measurement principles laid down in the aforesaid Indian Accounting Standards ('Ind AS') specified under Section 133 of the Companies Act, 2013 as amended, read with relevant rules issued thereunder and other accounting principles generally accepted in India, has not disclosed the information required to be disclosed in terms of Regulation 33 of the SEBI (Listing Obligations and Disclosure Requirements) Regulations, 2015 including the manner in which it is to be disclosed, or that it contains any material misstatement.

**For Sunil Vankawala & Associates
Chartered Accountants
Firm Registration No. 110616W**



Sunil Vankawala

**Place :-Mumbai
Date :-10/11/2020**

**(Sunil T. Vankawala)
Proprietor
Membership No. 33461
UDIN: 20033461AAAAES4660**