



Date: September 25, 2020

Scrip Code – 532960, 890145
BSE Limited
Phiroze Jeejeebhoy Towers,
Dalal Street,
MUMBAI – 400 001

IBVENTURES – EQ, IBVENTPP/E1
National Stock Exchange of India Limited
“Exchange Plaza”,
Bandra-Kurla Complex, Bandra (E).
MUMBAI – 400 051

Sub: Proceedings/ Outcome of 25th Annual General Meeting of the Members of Indiabulls Ventures Limited (‘the Company’) held on Friday, September 25, 2020 and disclosures under Regulations 30 & 44 of the SEBI (Listing Obligations and Disclosure Requirements) Regulations, 2015, as amended (Listing Regulations)

Dear Sir/Madam,

Pursuant to Regulations 30 and 44 of the SEBI (Listing Obligations and Disclosure Requirements) Regulations, 2015, we submit the following:

(A) Summary of the proceedings of 25th Annual General Meeting (AGM)

The 25th Annual General Meeting of the Members of the Company was held on Friday, September 25, 2020 through Video Conferencing (“VC”) / Other Audio Visual Means (“OAVM”). The meeting commenced at 2:00 PM and concluded at 2:50 P.M. with the closure of the voting at the meeting (“Meeting”).

Since Mr. Sameer Gehlaut, Chairman of the Company was not present, Directors present at the meeting elected Mr. Divyesh B. Shah, Whole-time Director & COO of the Company, as Chairman of the meeting in terms of Article 101 of the Articles of Association of the Company and applicable Secretarial Standards.

The requisite quorum as required under Section 103 of the Companies Act, 2013 was present. After declaring that requisite quorum for the meeting being present, the Chairman called the Meeting to order. He welcomed the Members to the meeting and introduced the Board members and Key Managerial Personnel of the Company, namely, Mr. Pinank Jayant Shah, Executive Director, Mr. Gagan Banga, Non-Executive Director, Dr. Narendra Damodar Jadhav, Mr. Praveen Kumar Tripathi and Mrs. Fantry Mein Jaswal, Independent Directors and Mr. Rajeev Lochan Agarwal, Chief Financial Officer and Mr. Lalit Sharma, Company Secretary, present at the Meeting. The authorised representative of the Statutory Auditors and Secretarial Auditors of the Company along with the Scrutinizer, were also present at the Meeting.

Indiabulls Ventures Limited

CIN: L74999DL1995PLC069631

Corporate Office: “Indiabulls House” 448-451, Udyog Vihar, Phase - V, Gurugram -122 001, Client Helpline: 0124 4572444, Fax: 0124 6681111
Registered Office: M-62 & 63, First Floor, Connaught Place, New Delhi - 110 001 Tel: (011) 30252900, Fax: (011) 30156901
Website: www.indiabullsventures.com, Email: helpdesk@indiabulls.com



It was further informed that Mr. Praveen Kumar Tripathi is the Chairman of Audit Committee, Stakeholders Relationship Committee and Nomination and Remuneration Committee.

The Chairman informed that the requisite registers and documents, as required under the applicable provisions of the Companies Act, 2013 and SEBI Listing Regulations were available for electronic inspection and were open for inspection by the members till the conclusion of the Meeting.

The Chairman informed that in view of the ongoing pandemic situation of novel strain of corona virus ("COVID-19") and pursuant to the guidelines and notification issued by the Ministry of Home Affairs, Government of India and in terms of the MCA & SEBI Circulars, the Company had provided the facility to its members to join the Meeting through Video Conferencing ("VC") / Other Audio Visual Means ("OAVM") along with the facility to view the Meeting on live webcast on the platform of KFIN Technologies.

The Chairman apprised the members on Company's business outlook, achievements, future business plans, etc. and concluded by placing on records his appreciation to team Indiabulls, regulators, bankers, business associates, Board of Directors, shareholders of the Company and its other stakeholders, for supporting in Company's long-term growth journey.

He further apprised that for Company's 25th AGM being held today, the Company had sent its notice dated August 28, 2020 to all its eligible shareholders and other stakeholders.

It was further informed that Auditors' Report and the Report of Secretarial Auditors are unqualified and without any adverse observations or comments.

The members were informed that the Company had offered the facility of remote e-voting through electronic means from Tuesday, September 22, 2020 from 10:00 A.M. (IST) till Thursday, September 24, 2020, up to 5:00 P.M. (IST). Also the Company has made arrangements for e-voting during the Meeting since it was held through VC/OAVM, for those shareholders, who didn't participate in this remote e-voting.

It was further informed that the Company had appointed Mrs. Swati Jain (Membership No. 526173), of M/s. Swati Jain & Associates, Practicing Chartered Accountants, Gurugram, as the Scrutinizer to scrutinize the e-voting process as well as voting at the Meeting, in a fair and transparent manner.

The businesses as set out in the Notice dated August 28, 2020 convening 25th AGM of the Company were recommended for members' consideration and approval.

During the Questions and Answers Session, the queries raised by the registered speakers, were responded by the Chairman of the meeting and Executive Director.

Indiabulls Ventures Limited

CIN: L74999DL1995PLC069631

Corporate Office: "Indiabulls House" 448-451, Udyog Vihar, Phase - V, Gurugram -122 001, Client Helpline: 0124 4572444, Fax: 0124 6681111

Registered Office: M-62 & 63, First Floor, Connaught Place, New Delhi - 110 001 Tel: (011) 30252900, Fax: (011) 30156901

Website: www.indiabullsventures.com, Email: helpdesk@indiabulls.com



The Chairman further informed that the combined result of remote e-voting, exercised earlier during September 22, 2020 to September 24, 2020 and the e-voting (through instapoll) held during the Meeting, will be declared on or before September 27, 2020, which will also be placed on the website of the Company and of KFintech and will also be forwarded to BSE Limited and National Stock Exchange of India Limited, where the Equity Shares are listed.

Post conclusion of Meeting and closure of the e-voting (through insta poll), the Scrutinizer downloaded all reports of remote e-voting held during September 22, 2020 to September 24, 2020 and e-voting (through instapoll) held today, from the website of KFintech, finalized and issued his report dated September 25, 2020, in terms whereof, the Scrutinizer has confirmed that all the businesses as set out vide agenda item no. (s) 1 to 15 in the 25th AGM Notice dated August 28, 2020 convening the Meeting, were passed by the Members with requisite majority.

In this connection and as required under the SEBI (Listing Obligations & Disclosure Requirements) Regulations, 2015 and applicable provisions of the Companies Act, 2013, we also enclose the following:

- (a) Voting Results in the prescribed format; and
- (b) Scrutinizer Report dated September 25, 2020, on remote e-voting and e-voting at AGM.

We request you to kindly take the same on record.

Thanking you,

Yours truly,
For **Indiabulls Ventures Limited**

A handwritten signature in black ink, appearing to read "Lalit Sharma", written over a horizontal line.

Lalit Sharma
Company Secretary

Encl: as above

CC:
Luxembourg Stock Exchange, Luxembourg

Indiabulls Ventures Limited

CIN: L74999DL1995PLC069631

Corporate Office: "Indiabulls House" 448-451, Udyog Vihar, Phase - V, Gurugram -122 001, Client Helpline: 0124 4572444, Fax: 0124 6681111

Registered Office: M-62 & 63, First Floor, Connaught Place, New Delhi - 110 001 Tel: (011) 30252900, Fax: (011) 30156901

Website: www.indiabullsventures.com, Email: helpdesk@indiabulls.com



Regulation 44(3) of the SEBI (Listing Obligations and Disclosure Requirements) Regulations, 2015
Format for Voting Results

Date of Annual General Meeting		25-Sep-20							
Total number of Shareholders on Cut-off date - September 18, 2020		81334							
No. of shareholders present in the meeting either in person or through proxy:									
Promoters and Promoter Group:		N.A.							
Public:		N.A.							
No. of Shareholders attended the meeting through Video Conferencing									
Promoters and Promoter Group:		0							
Public:		69							
Agenda item no. 1: Adoption of the Audited Standalone and Consolidated Financial Statements of the Company as at March 31, 2020 and Reports of the Board and Auditors thereon.									
Resolution required: (Ordinary/ Special)		Ordinary							
Whether promoter/ promoter group are interested in the agenda/resolution?		No							
voting by members holding fully paid up Equity Shares of face value of Rs. 2 each (having 100% Voting Rights on each share held by them) (FPS)									
Category	Mode of Voting	No. of shares held	No. of votes polled	% of Votes	No. of Votes – in	No. of Votes –	% of Votes in	% of Votes	
Promoter and Promoter Group	E-Voting	1391,95,429	1391,95,429	100.000	1391,95,429	0	100.000	0.000	
	Instapoll	1391,95,429	0	0.000	0	0	0.000	0.000	
	Postal Ballot	1391,95,429	0	0.000	0	0	0.000	0.000	
	Total	1391,95,429	1391,95,429	100.000	1391,95,429	0	100.000	0.000	
Public- Institutions	E-Voting	1284,25,262	70172686	54.641	701,72,686	0	100.000	0.000	
	Instapoll	1284,25,262	0	0.000	0	0	0.000	0.000	
	Postal Ballot	1284,25,262	0	0.000	0	0	0.000	0.000	
	Total	1284,25,262	701,72,686	54.641	701,72,686	0	100.000	0.000	
Public- Non Institutions	E-Voting	2258,94,201	139629434	61.812	1396,29,352	82	100.000	0.000	
	Instapoll	2258,94,201	7998	0.004	7998	0	100.000	0.000	
	Postal Ballot	2258,94,201	0	0.000	0	0	0.000	0.000	
	Total	2258,94,201	1396,37,432	61.815	1396,37,350	82	100.000	0.000	
Total	4935,14,892	3490,05,547	70.718	3490,05,465	82	100.000	0.000		
voting by members holding Partly paid up Equity Shares of face value of Rs. 2 each, with paid up value Rs.1.10 per share (having 55% Voting Rights on each share held by them) (PPS)									
Category	Mode of Voting	No. of shares held (1)	No. of votes polled (2)	% of Votes Polled on outstanding shares (3)=[(2)/(1)]*100	No. of Votes – in favour (4)	No. of Votes – against (5)	% of Votes in favour on votes polled (6)=[(4)/(2)]*100	% of Votes against on votes polled (7)=[(5)/(2)]*100	
Promoter and Promoter Group	E-Voting	357,88,434	357,88,434	100.000	357,88,434	0	100.000	0.000	
	Instapoll	357,88,434	0	0.000	0	0	0.000	0.000	
	Postal Ballot	357,88,434	0	0.000	0	0	0.000	0.000	
	Total	357,88,434	357,88,434	100.000	357,88,434	0	100.000	0.000	
Public- Institutions	E-Voting	104,54,988	82,82,031	79.216	82,82,031	0	100.000	0.000	
	Instapoll	104,54,988	0	0.000	0	0	0.000	0.000	
	Postal Ballot	104,54,988	0	0.000	0	0	0.000	0.000	
	Total	104,54,988	82,82,031	79.216	82,82,031	0	100.000	0.000	
Public- Non Institutions	E-Voting	365,60,442	181,01,387	49.511	181,01,387	0	100.000	0.000	
	Instapoll	365,60,442	6,433	0.018	6,433	0	100.000	0.000	
	Postal Ballot	365,60,442	0	0.000	0	0	0.000	0.000	
	Total	365,60,442	181,07,820	49.528	181,07,820	0	100.000	0.000	
Total	828,03,864	621,78,285	75.091	621,78,285	0	100.000	0.000		
voting by members holding Partly paid up Equity Shares of face value of Rs. 2 each, with paid up value Re.0.80 per share (having 40% Voting Rights on each share held by them) (PPS)									
Category	Mode of Voting	No. of shares held (1)	No. of votes polled (2)	% of Votes Polled on outstanding shares (3)=[(2)/(1)]*100	No. of Votes – in favour (4)	No. of Votes – against (5)	% of Votes in favour on votes polled (6)=[(4)/(2)]*100	% of Votes against on votes polled (7)=[(5)/(2)]*100	
Promoter and Promoter Group	E-Voting	0	0	0.000	0	0	0.000	0.000	
	Instapoll	0	0	0.000	0	0	0.000	0.000	
	Postal Ballot	0	0	0.000	0	0	0.000	0.000	
	Total	0	0	0.000	0	0	0.000	0.000	
Public- Institutions	E-Voting	464	0	0.000	0	0	0.000	0.000	
	Instapoll	464	0	0.000	0	0	0.000	0.000	
	Postal Ballot	464	0	0.000	0	0	0.000	0.000	
	Total	464	0	0.000	0	0	0.000	0.000	
Public- Non Institutions	E-Voting	1,04,790	0	0.000	0	0	0.000	0.000	
	Instapoll	1,04,790	0	0.000	0	0	0.000	0.000	
	Postal Ballot	1,04,790	0	0.000	0	0	0.000	0.000	
	Total	1,04,790	0	0.000	0	0	0.000	0.000	
Total	1,05,254	0	0.000	0	0	0.000	0.000		

Combined voting by members -Based on the Voting Rights (FPS-100% ; PPS-55%; PPS- 40%) held by them								
Category	Mode of Voting	Voting Rights Held (1)	Voting Rights Polled (2)	% of Voting Rights Polled on outstanding Voting Rights (3)=[(2)/(1)]*100	No. of Voting Rights - in favour (4)	No. of Voting Rights - against (5)	% of Voting Rights in favour on Voting Rights polled (6)=[(4)/(2)]*100	% of Voting Rights against on Voting Rights polled (7)=[(5)/(2)]*100
Promoter and Promoter Group	E-Voting	1588,79,067.70	1588,79,067.70	100.000	1588,79,067.70	0	100.000	0.000
	Instapoll	1588,79,067.70	0	0.000	0	0	0.000	0.000
	Postal Ballot	1588,79,067.70	0	0.000	0	0	0.000	0.000
	Total	1588,79,067.70	1588,79,067.70	100.000	1588,79,067.70	0	100.000	0.000
Public- Institutions	E-Voting	1341,75,691.00	747,27,803.05	55.694	747,27,803.05	0.0	100.000	0.000
	Instapoll	1341,75,691.00	-	0.000	-	0.0	0.000	0.000
	Postal Ballot	1341,75,691.00	0	0.000	0	0	0.000	0.000
	Total	1341,75,691.00	747,27,803.05	55.694	747,27,803.05	0.00	100.000	0.000
Public- Non Institutions	E-Voting	2460,44,360.10	1495,85,196.85	60.796	1495,85,114.85	82.00	100.000	0.000
	Instapoll	2460,44,360.10	11,536.15	0.005	11,536.15	0.00	100.000	0.000
	Postal Ballot	2460,44,360.10	0	0.000	0	0	0.000	0.000
	Total	2460,44,360.10	1495,96,733.00	60.801	1495,96,651.00	82.00	100.000	0.000
Total	5390,99,118.80	3832,03,603.75	71.082	3832,03,521.75	82.00	100.000	0.000	

Agenda item no. 2: Confirmation of payment of two interim dividends aggregating to Rs. 3.25 per Fully Paid up Equity Share (and proportionate dividend on partly paid up equity shares) for the financial year 2019-20

Resolution required: (Ordinary/ Special)	Ordinary
Whether promoter/ promoter group are interested in the agenda/resolution?	No

voting by members holding fully paid up Equity Shares of face value of Rs. 2 each (having 100% Voting Rights on each share held by them) (FPS)

Category	Mode of Voting	No. of shares held (1)	No. of votes polled (2)	% of Votes Polled on outstanding shares (3)=[(2)/(1)]*100	No. of Votes – in favour (4)	No. of Votes – against (5)	% of Votes in favour on votes polled (6)=[(4)/(2)]*100	% of Votes against on votes polled (7)=[(5)/(2)]*100
Promoter and Promoter Group	E-Voting	1391,95,429	1391,95,429	100.000	1391,95,429	0	100.000	0.000
	Instapoll	1391,95,429	0	0.000	0	0	0.000	0.000
	Postal Ballot	1391,95,429	0	0.000	0	0	0.000	0.000
	Total	1391,95,429	1391,95,429	100.000	1391,95,429	0	100.000	0.000
Public-Institutions	E-Voting	1284,25,262	70172686	54.641	701,72,686	0	100.000	0.000
	Instapoll	1284,25,262	0	0.000	0	0	0.000	0.000
	Postal Ballot	1284,25,262	0	0.000	0	0	0.000	0.000
	Total	1284,25,262	701,72,686	54.641	701,72,686	0	100.000	0.000
Public- Non Institutions	E-Voting	2258,94,201	139625104	61.810	1396,23,287	1,817	99.999	0.001
	Instapoll	2258,94,201	7998	0.004	7998	0	100.000	0.000
	Postal Ballot	2258,94,201	0	0.000	0	0	0.000	0.000
	Total	2258,94,201	1396,33,102	61.813	1396,31,285	1,817	99.999	0.001
	Total	4935,14,892	3490,01,217	70.717	3489,99,400	1,817	99.999	0.001

voting by members holding Partly paid up Equity Shares of face value of Rs. 2 each, with paid up value Rs.1.10 per share (having 55% Voting Rights on each share held by them) (PPS)

Category	Mode of Voting	No. of shares held (1)	No. of votes polled (2)	% of Votes Polled on outstanding shares (3)=[(2)/(1)]*100	No. of Votes – in favour (4)	No. of Votes – against (5)	% of Votes in favour on votes polled (6)=[(4)/(2)]*100	% of Votes against on votes polled (7)=[(5)/(2)]*100
Promoter and Promoter Group	E-Voting	357,88,434	357,88,434	100.000	357,88,434	0	100.000	0.000
	Instapoll	357,88,434	0	0.000	0	0	0.000	0.000
	Postal Ballot	357,88,434	0	0.000	0	0	0.000	0.000
	Total	357,88,434	357,88,434	100.000	357,88,434	0	100.000	0.000
Public-Institutions	E-Voting	104,54,988	82,82,031	79.216	82,82,031	0	100.000	0.000
	Instapoll	104,54,988	0	0.000	0	0	0.000	0.000
	Postal Ballot	104,54,988	0	0.000	0	0	0.000	0.000
	Total	104,54,988	82,82,031	79.216	82,82,031	0	100.000	0.000
Public- Non Institutions	E-Voting	365,60,442	181,01,387	49.511	181,01,387	0	100.000	0.000
	Instapoll	365,60,442	6,433	0.018	6,433	0	100.000	0.000
	Postal Ballot	365,60,442	0	0.000	0	0	0.000	0.000
	Total	365,60,442	181,07,820	49.528	181,07,820	0	100.000	0.000
	Total	828,03,864	621,78,285	75.091	621,78,285	0	100.000	0.000

voting by members holding Partly paid up Equity Shares of face value of Rs. 2 each, with paid up value Re.0.80 per share (having 40% Voting Rights on each share held by them) (PPS)

Category	Mode of Voting	No. of shares held (1)	No. of votes polled (2)	% of Votes Polled on outstanding shares (3)=[(2)/(1)]*100	No. of Votes – in favour (4)	No. of Votes – against (5)	% of Votes in favour on votes polled (6)=[(4)/(2)]*100	% of Votes against on votes polled (7)=[(5)/(2)]*100
Promoter and Promoter Group	E-Voting	0	0	0.000	0	0	0.000	0.000
	Instapoll	0	0	0.000	0	0	0.000	0.000
	Postal Ballot	0	0	0.000	0	0	0.000	0.000
	Total	0	0	0.000	0	0	0.000	0.000
Public-Institutions	E-Voting	464	0	0.000	0	0	0.000	0.000
	Instapoll	464	0	0.000	0	0	0.000	0.000
	Postal Ballot	464	0	0.000	0	0	0.000	0.000
	Total	464	0	0.000	0	0	0.000	0.000
Public- Non Institutions	E-Voting	1,04,790	0	0.000	0	0	0.000	0.000
	Instapoll	1,04,790	0	0.000	0	0	0.000	0.000
	Postal Ballot	1,04,790	0	0.000	0	0	0.000	0.000
	Total	1,04,790	0	0.000	0	0	0.000	0.000
	Total	1,05,254	0	0.000	0	0	0.000	0.000

Combined voting by members -Based on the Voting Rights (FPS-100% ; PPS-55%; PPS- 40%) held by them

Category	Mode of Voting	Voting Rights Held (1)	Voting Rights Polled (2)	% of Voting Rights Polled on outstanding Voting Rights (3)=[(2)/(1)]*100	No. of Voting Rights - in favour (4)	No. of Voting Rights - against (5)	% of Voting Rights in favour on Voting Rights polled (6)=[(4)/(2)]*100	% of Voting Rights against on Voting Rights polled (7)=[(5)/(2)]*100
Promoter and Promoter Group	E-Voting	1588,79,067.70	1588,79,067.70	100.000	1588,79,067.70	0	100.000	0.000
	Instapoll	1588,79,067.70	0	0.000	0	0	0.000	0.000
	Postal Ballot	1588,79,067.70	0	0.000	0	0	0.000	0.000
	Total	1588,79,067.70	1588,79,067.70	100.000	1588,79,067.70	0	100.000	0.000
Public-Institutions	E-Voting	1341,75,691.00	747,27,803.05	55.694	747,27,803.05	0.0	100.000	0.000
	Instapoll	1341,75,691.00	-	0.000	-	0.0	0.000	0.000
	Postal Ballot	1341,75,691.00	0	0.000	0	0	0.000	0.000
	Total	1341,75,691.00	747,27,803.05	55.694	747,27,803.05	0.00	100.000	0.000
Public- Non Institutions	E-Voting	2460,44,360.10	1495,80,866.85	60.794	1495,79,049.85	1,817.00	99.999	0.001
	Instapoll	2460,44,360.10	11,536.15	0.005	11,536.15	0.00	100.000	0.000
	Postal Ballot	2460,44,360.10	0	0.000	0	0	0.000	0.000
	Total	2460,44,360.10	1495,92,403.00	60.799	1495,90,586.00	1,817.00	99.999	0.001
	Total	5390,99,118.80	3831,99,273.75	71.081	3831,97,456.75	1,817.00	100.000	0.000

Agenda item no. 3: Re-appointment of Mr. Divyesh Bharatkumar Shah (DIN: 00010933), a Whole Time Director & Key Managerial Personnel, designated as Chief Operating Officer, who retires by rotation and being eligible, offers								
Resolution required: (Ordinary/ Special)			Ordinary					
Whether promoter/ promoter group are interested in the agenda/resolution?			No					
voting by members holding fully paid up Equity Shares of face value of Rs. 2 each (having 100% Voting Rights on each share held by them) (FPS)								
Category	Mode of Voting	No. of shares held (1)	No. of votes polled (2)	% of Votes Polled on outstanding shares (3)=[(2)/(1)]*100	No. of Votes – in favour (4)	No. of Votes – against (5)	% of Votes in favour on votes polled (6)=[(4)/(2)]*100	% of Votes against on votes polled (7)=[(5)/(2)]*100
Promoter and Promoter Group	E-Voting	1391,95,429	1391,95,429	100.000	1391,95,429	0	100.000	0.000
	Instapoll	1391,95,429	0	0.000	0	0	0.000	0.000
	Postal Ballot	1391,95,429	0	0.000	0	0	0.000	0.000
	Total	1391,95,429	1391,95,429	100.000	1391,95,429	0	100.000	0.000
Public- Institutions	E-Voting	1284,25,262	70172686	54.641	606,28,558	95,44,128	86.399	13.601
	Instapoll	1284,25,262	0	0.000	0	0	0.000	0.000
	Postal Ballot	1284,25,262	0	0.000	0	0	0.000	0.000
	Total	1284,25,262	701,72,686	54.641	606,28,558	95,44,128	86.399	13.601
Public- Non Institutions	E-Voting	2258,94,201	139629434	61.812	1368,00,123	28,29,311	97.974	2.026
	Instapoll	2258,94,201	7998	0.004	7998	0	100.000	0.000
	Postal Ballot	2258,94,201	0	0.000	0	0	0.000	0.000
	Total	2258,94,201	1396,37,432	61.815	1368,08,121	28,29,311	97.974	2.026
Total	4935,14,892	3490,05,547	70.718	3366,32,108	123,73,439	96.455	3.545	
voting by members holding Party paid up Equity Shares of face value of Rs. 2 each, with paid up value Rs.1.10 per share (having 55% Voting Rights on each share held by them) (PPS)								
Category	Mode of Voting	No. of shares held (1)	No. of votes polled (2)	% of Votes Polled on outstanding shares (3)=[(2)/(1)]*100	No. of Votes – in favour (4)	No. of Votes – against (5)	% of Votes in favour on votes polled (6)=[(4)/(2)]*100	% of Votes against on votes polled (7)=[(5)/(2)]*100
Promoter and Promoter Group	E-Voting	357,88,434	357,88,434	100.000	357,88,434	0	100.000	0.000
	Instapoll	357,88,434	0	0.000	0	0	0.000	0.000
	Postal Ballot	357,88,434	0	0.000	0	0	0.000	0.000
	Total	357,88,434	357,88,434	100.000	357,88,434	0	100.000	0.000
Public- Institutions	E-Voting	104,54,988	82,82,031	79.216	82,82,031	0	100.000	0.000
	Instapoll	104,54,988	0	0.000	0	0	0.000	0.000
	Postal Ballot	104,54,988	0	0.000	0	0	0.000	0.000
	Total	104,54,988	82,82,031	79.216	82,82,031	0	100.000	0.000
Public- Non Institutions	E-Voting	365,60,442	181,01,387	49.511	181,01,387	0	100.000	0.000
	Instapoll	365,60,442	6,433	0.018	6,433	0	100.000	0.000
	Postal Ballot	365,60,442	0	0.000	0	0	0.000	0.000
	Total	365,60,442	181,07,820	49.528	181,07,820	0	100.000	0.000
Total	828,03,864	621,78,285	75.091	621,78,285	0	100.000	0.000	
voting by members holding Party paid up Equity Shares of face value of Rs. 2 each, with paid up value Re.0.80 per share (having 40% Voting Rights on each share held by them) (PPS)								
Category	Mode of Voting	No. of shares held (1)	No. of votes polled (2)	% of Votes Polled on outstanding shares (3)=[(2)/(1)]*100	No. of Votes – in favour (4)	No. of Votes – against (5)	% of Votes in favour on votes polled (6)=[(4)/(2)]*100	% of Votes against on votes polled (7)=[(5)/(2)]*100
Promoter and Promoter Group	E-Voting	0	0	0.000	0	0	0.000	0.000
	Instapoll	0	0	0.000	0	0	0.000	0.000
	Postal Ballot	0	0	0.000	0	0	0.000	0.000
	Total	0	0	0.000	0	0	0.000	0.000
Public- Institutions	E-Voting	464	0	0.000	0	0	0.000	0.000
	Instapoll	464	0	0.000	0	0	0.000	0.000
	Postal Ballot	464	0	0.000	0	0	0.000	0.000
	Total	464	0	0.000	0	0	0.000	0.000
Public- Non Institutions	E-Voting	1,04,790	0	0.000	0	0	0.000	0.000
	Instapoll	1,04,790	0	0.000	0	0	0.000	0.000
	Postal Ballot	1,04,790	0	0.000	0	0	0.000	0.000
	Total	1,04,790	0	0.000	0	0	0.000	0.000
Total	1,05,254	0	0.000	0	0	0.000	0.000	
Combined voting by members -Based on the Voting Rights (FPS-100% ; PPS-55% ; PPS- 40%) held by them								
Category	Mode of Voting	Voting Rights Held (1)	Voting Rights Polled (2)	% of Voting Rights Polled on outstanding Voting Rights (3)=[(2)/(1)]*100	No. of Voting Rights - in favour (4)	No. of Voting Rights - against (5)	% of Voting Rights in favour on Voting Rights polled (6)=[(4)/(2)]*100	% of Voting Rights against on Voting Rights polled (7)=[(5)/(2)]*100
Promoter and Promoter Group	E-Voting	1588,79,067.70	1588,79,067.70	100.000	1588,79,067.70	0	100.000	0.000
	Instapoll	1588,79,067.70	0	0.000	0	0	0.000	0.000
	Postal Ballot	1588,79,067.70	0	0.000	0	0	0.000	0.000
	Total	1588,79,067.70	1588,79,067.70	100.000	1588,79,067.70	0	100.000	0.000
Public- Institutions	E-Voting	1341,75,691.00	747,27,803.05	55.694	651,83,675.05	95,44,128.0	87.228	12.772
	Instapoll	1341,75,691.00	-	0.000	-	0.0	0.000	0.000
	Postal Ballot	1341,75,691.00	0	0.000	0	0	0.000	0.000
	Total	1341,75,691.00	747,27,803.05	55.694	651,83,675.05	95,44,128.00	87.228	12.772
Public- Non Institutions	E-Voting	2460,44,360.10	1495,85,196.85	60.796	1467,55,885.85	28,29,311.00	98.109	1.891
	Instapoll	2460,44,360.10	11,536.15	0.005	11,536.15	0.00	100.000	0.000
	Postal Ballot	2460,44,360.10	0	0.000	0	0	0.000	0.000
	Total	2460,44,360.10	1495,96,733.00	60.801	1467,67,422.00	28,29,311.00	98.109	1.891
Total	5390,99,118.80	3832,03,603.75	71.082	3708,30,164.75	123,73,439.00	96.771	3.229	

Agenda item no. 4: Approval to offer, issue and allot 10,500,000 fully paid-up equity shares of the Company to M/s Ribbit Cayman IN Holdings VI, Ltd., on Preferential Basis.

Resolution required: (Ordinary/ Special) Special
 Whether promoter/ promoter group are interested in the agenda/resolution? No

voting by members holding fully paid up Equity Shares of face value of Rs. 2 each (having 100% Voting Rights on each share held by them) (FPS)

Category	Mode of Voting	No. of shares held (1)	No. of votes polled (2)	% of Votes Polled on outstanding shares (3)=[(2)/(1)]*100	No. of Votes – in favour (4)	No. of Votes – against (5)	% of Votes in favour on votes polled (6)=[(4)/(2)]*100	% of Votes against on votes polled (7)=[(5)/(2)]*100
Promoter and Promoter Group	E-Voting	1391,95,429	1391,95,429	100.000	1391,95,429	0	100.000	0.000
	Instapoll	1391,95,429	0	0.000	0	0	0.000	0.000
	Postal Ballot	1391,95,429	0	0.000	0	0	0.000	0.000
	Total	1391,95,429	1391,95,429	100.000	1391,95,429	0	100.000	0.000
Public-Institutions	E-Voting	1284,25,262	70172686	54.641	701,72,686	0	100.000	0.000
	Instapoll	1284,25,262	0	0.000	0	0	0.000	0.000
	Postal Ballot	1284,25,262	0	0.000	0	0	0.000	0.000
	Total	1284,25,262	701,72,686	54.641	701,72,686	0	100.000	0.000
Public- Non Institutions	E-Voting	2258,94,201	139629434	61.812	1396,28,941	493	100.000	0.000
	Instapoll	2258,94,201	7998	0.004	7998	0	100.000	0.000
	Postal Ballot	2258,94,201	0	0.000	0	0	0.000	0.000
	Total	2258,94,201	1396,37,432	61.815	1396,36,939	493	100.000	0.000
Total		4935,14,892	3490,05,547	70.718	3490,05,054	493	100.000	0.000

voting by members holding Partly paid up Equity Shares of face value of Rs. 2 each, with paid up value Rs.1.10 per share

(having 55% Voting Rights on each share held by them) (PPS)

Category	Mode of Voting	No. of shares held (1)	No. of votes polled (2)	% of Votes Polled on outstanding shares (3)=[(2)/(1)]*100	No. of Votes – in favour (4)	No. of Votes – against (5)	% of Votes in favour on votes polled (6)=[(4)/(2)]*100	% of Votes against on votes polled (7)=[(5)/(2)]*100
Promoter and Promoter Group	E-Voting	357,88,434	357,88,434	100.000	357,88,434	0	100.000	0.000
	Instapoll	357,88,434	0	0.000	0	0	0.000	0.000
	Postal Ballot	357,88,434	0	0.000	0	0	0.000	0.000
	Total	357,88,434	357,88,434	100.000	357,88,434	0	100.000	0.000
Public-Institutions	E-Voting	104,54,988	82,82,031	79.216	82,82,031	0	100.000	0.000
	Instapoll	104,54,988	0	0.000	0	0	0.000	0.000
	Postal Ballot	104,54,988	0	0.000	0	0	0.000	0.000
	Total	104,54,988	82,82,031	79.216	82,82,031	0	100.000	0.000
Public- Non Institutions	E-Voting	365,60,442	181,01,387	49.511	181,01,387	0	100.000	0.000
	Instapoll	365,60,442	6,433	0.018	6,433	0	100.000	0.000
	Postal Ballot	365,60,442	0	0.000	0	0	0.000	0.000
	Total	365,60,442	181,07,820	49.528	181,07,820	0	100.000	0.000
Total		828,03,864	621,78,285	75.091	621,78,285	0	100.000	0.000

voting by members holding Partly paid up Equity Shares of face value of Rs. 2 each, with paid up value Re.0.80 per share

(having 40% Voting Rights on each share held by them) (PPS)

Category	Mode of Voting	No. of shares held (1)	No. of votes polled (2)	% of Votes Polled on outstanding shares (3)=[(2)/(1)]*100	No. of Votes – in favour (4)	No. of Votes – against (5)	% of Votes in favour on votes polled (6)=[(4)/(2)]*100	% of Votes against on votes polled (7)=[(5)/(2)]*100
Promoter and Promoter Group	E-Voting	0	0	0.000	0	0	0.000	0.000
	Instapoll	0	0	0.000	0	0	0.000	0.000
	Postal Ballot	0	0	0.000	0	0	0.000	0.000
	Total	0	0	0.000	0	0	0.000	0.000
Public-Institutions	E-Voting	464	0	0.000	0	0	0.000	0.000
	Instapoll	464	0	0.000	0	0	0.000	0.000
	Postal Ballot	464	0	0.000	0	0	0.000	0.000
	Total	464	0	0.000	0	0	0.000	0.000
Public- Non Institutions	E-Voting	1,04,790	0	0.000	0	0	0.000	0.000
	Instapoll	1,04,790	0	0.000	0	0	0.000	0.000
	Postal Ballot	1,04,790	0	0.000	0	0	0.000	0.000
	Total	1,04,790	0	0.000	0	0	0.000	0.000
Total		1,05,254	0	0.000	0	0	0.000	0.000

Combined voting by members -Based on the Voting Rights (FPS-100% ; PPS-55%; PPS- 40%) held by them

Category	Mode of Voting	Voting Rights Held (1)	Voting Rights Polled (2)	% of Voting Rights Polled on outstanding Voting Rights (3)=[(2)/(1)]*100	No. of Voting Rights - in favour (4)	No. of Voting Rights - against (5)	% of Voting Rights in favour on Voting Rights polled (6)=[(4)/(2)]*100	% of Voting Rights against on Voting Rights polled (7)=[(5)/(2)]*100
Promoter and Promoter Group	E-Voting	1588,79,067.70	1588,79,067.70	100.000	1588,79,067.70	0	100.000	0.000
	Instapoll	1588,79,067.70	0	0.000	0	0	0.000	0.000
	Postal Ballot	1588,79,067.70	0	0.000	0	0	0.000	0.000
	Total	1588,79,067.70	1588,79,067.70	100.000	1588,79,067.70	0	100.000	0.000
Public-Institutions	E-Voting	1341,75,691.00	747,27,803.05	55.694	747,27,803.05	0.0	100.000	0.000
	Instapoll	1341,75,691.00	-	0.000	-	0.0	0.000	0.000
	Postal Ballot	1341,75,691.00	0	0.000	0	0	0.000	0.000
	Total	1341,75,691.00	747,27,803.05	55.694	747,27,803.05	0.00	100.000	0.000
Public- Non Institutions	E-Voting	2460,44,360.10	1495,85,196.85	60.796	1495,84,703.85	493.00	100.000	0.000
	Instapoll	2460,44,360.10	11,536.15	0.005	11,536.15	0.00	100.000	0.000
	Postal Ballot	2460,44,360.10	0	0.000	0	0	0.000	0.000
	Total	2460,44,360.10	1495,96,733.00	60.801	1495,96,240.00	493.00	100.000	0.000
Total		5390,99,118.80	3832,03,603.75	71.082	3832,03,110.75	493.00	100.000	0.000

Agenda item no. 5: Approval to offer, issue and allot 8,400,000 fully paid-up equity shares of the Company to M/s NWI Emerging Market Fixed Income Master Fund, Ltd., on Preferential Basis.

Resolution required: (Ordinary/ Special)	Special
Whether promoter/ promoter group are interested in the agenda/resolution?	No

voting by members holding fully paid up Equity Shares of face value of Rs. 2 each (having 100% Voting Rights on each share held by them) (FPS)

Category	Mode of Voting	No. of shares held (1)	No. of votes polled (2)	% of Votes Polled on outstanding shares (3)=[(2)/(1)]*100	No. of Votes – in favour (4)	No. of Votes – against (5)	% of Votes in favour on votes polled (6)=[(4)/(2)]*100	% of Votes against on votes polled (7)=[(5)/(2)]*100
Promoter and Promoter Group	E-Voting	1391,95,429	1391,95,429	100.000	1391,95,429	0	100.000	0.000
	Instapoll	1391,95,429	0	0.000	0	0	0.000	0.000
	Postal Ballot	1391,95,429	0	0.000	0	0	0.000	0.000
	Total	1391,95,429	1391,95,429	100.000	1391,95,429	0	100.000	0.000
Public-Institutions	E-Voting	1284,25,262	70172686	54.641	701,72,686	0	100.000	0.000
	Instapoll	1284,25,262	0	0.000	0	0	0.000	0.000
	Postal Ballot	1284,25,262	0	0.000	0	0	0.000	0.000
	Total	1284,25,262	701,72,686	54.641	701,72,686	0	100.000	0.000
Public- Non Institutions	E-Voting	2258,94,201	139629434	61.812	1396,28,941	493	100.000	0.000
	Instapoll	2258,94,201	7998	0.004	7998	0	100.000	0.000
	Postal Ballot	2258,94,201	0	0.000	0	0	0.000	0.000
	Total	2258,94,201	1396,37,432	61.815	1396,36,939	493	100.000	0.000
Total		4935,14,892	3490,05,547	70.718	3490,05,054	493	100.000	0.000

voting by members holding Partly paid up Equity Shares of face value of Rs. 2 each, with paid up value Rs.1.10 per share

(having 55% Voting Rights on each share held by them) (PPS)

Category	Mode of Voting	No. of shares held (1)	No. of votes polled (2)	% of Votes Polled on outstanding shares (3)=[(2)/(1)]*100	No. of Votes – in favour (4)	No. of Votes – against (5)	% of Votes in favour on votes polled (6)=[(4)/(2)]*100	% of Votes against on votes polled (7)=[(5)/(2)]*100
Promoter and Promoter Group	E-Voting	357,88,434	357,88,434	100.000	357,88,434	0	100.000	0.000
	Instapoll	357,88,434	0	0.000	0	0	0.000	0.000
	Postal Ballot	357,88,434	0	0.000	0	0	0.000	0.000
	Total	357,88,434	357,88,434	100.000	357,88,434	0	100.000	0.000
Public-Institutions	E-Voting	104,54,988	82,82,031	79.216	82,82,031	0	100.000	0.000
	Instapoll	104,54,988	0	0.000	0	0	0.000	0.000
	Postal Ballot	104,54,988	0	0.000	0	0	0.000	0.000
	Total	104,54,988	82,82,031	79.216	82,82,031	0	100.000	0.000
Public- Non Institutions	E-Voting	365,60,442	181,01,387	49.511	181,01,387	0	100.000	0.000
	Instapoll	365,60,442	6,433	0.018	6,433	0	100.000	0.000
	Postal Ballot	365,60,442	0	0.000	0	0	0.000	0.000
	Total	365,60,442	181,07,820	49.528	181,07,820	0	100.000	0.000
Total		828,03,864	621,78,285	75.091	621,78,285	0	100.000	0.000

voting by members holding Partly paid up Equity Shares of face value of Rs. 2 each, with paid up value Re.0.80 per share

(having 40% Voting Rights on each share held by them) (PPS)

Category	Mode of Voting	No. of shares held (1)	No. of votes polled (2)	% of Votes Polled on outstanding shares (3)=[(2)/(1)]*100	No. of Votes – in favour (4)	No. of Votes – against (5)	% of Votes in favour on votes polled (6)=[(4)/(2)]*100	% of Votes against on votes polled (7)=[(5)/(2)]*100
Promoter and Promoter Group	E-Voting	0	0	0.000	0	0	0.000	0.000
	Instapoll	0	0	0.000	0	0	0.000	0.000
	Postal Ballot	0	0	0.000	0	0	0.000	0.000
	Total	0	0	0.000	0	0	0.000	0.000
Public-Institutions	E-Voting	464	0	0.000	0	0	0.000	0.000
	Instapoll	464	0	0.000	0	0	0.000	0.000
	Postal Ballot	464	0	0.000	0	0	0.000	0.000
	Total	464	0	0.000	0	0	0.000	0.000
Public- Non Institutions	E-Voting	1,04,790	0	0.000	0	0	0.000	0.000
	Instapoll	1,04,790	0	0.000	0	0	0.000	0.000
	Postal Ballot	1,04,790	0	0.000	0	0	0.000	0.000
	Total	1,04,790	0	0.000	0	0	0.000	0.000
Total		1,05,254	0	0.000	0	0	0.000	0.000

Combined voting by members -Based on the Voting Rights (FPS-100% ; PPS-55%; PPS- 40%) held by them

Category	Mode of Voting	Voting Rights Held (1)	Voting Rights Polled (2)	% of Voting Rights Polled on outstanding Voting Rights (3)=[(2)/(1)]*100	No. of Voting Rights - in favour (4)	No. of Voting Rights - against (5)	% of Voting Rights in favour on Voting Rights polled (6)=[(4)/(2)]*100	% of Voting Rights against on Voting Rights polled (7)=[(5)/(2)]*100
Promoter and Promoter Group	E-Voting	1588,79,067.70	1588,79,067.70	100.000	1588,79,067.70	0	100.000	0.000
	Instapoll	1588,79,067.70	0	0.000	0	0	0.000	0.000
	Postal Ballot	1588,79,067.70	0	0.000	0	0	0.000	0.000
	Total	1588,79,067.70	1588,79,067.70	100.000	1588,79,067.70	0	100.000	0.000
Public-Institutions	E-Voting	1341,75,691.00	747,27,803.05	55.694	747,27,803.05	0.0	100.000	0.000
	Instapoll	1341,75,691.00	-	0.000	-	0.0	0.000	0.000
	Postal Ballot	1341,75,691.00	0	0.000	0	0	0.000	0.000
	Total	1341,75,691.00	747,27,803.05	55.694	747,27,803.05	0.00	100.000	0.000
Public- Non Institutions	E-Voting	2460,44,360.10	1495,85,196.85	60.796	1495,84,703.85	493.00	100.000	0.000
	Instapoll	2460,44,360.10	11,536.15	0.005	11,536.15	0.00	100.000	0.000
	Postal Ballot	2460,44,360.10	0	0.000	0	0	0.000	0.000
	Total	2460,44,360.10	1495,96,733.00	60.801	1495,96,240.00	493.00	100.000	0.000
Total		5390,99,118.80	3832,03,603.75	71.082	3832,03,110.75	493.00	100.000	0.000

Agenda item no. 6: Approval to offer, issue and allot 4,200,000 fully paid-up equity shares of the Company to M/s Inteligo Bank Ltd, on Preferential Basis.

Resolution required: (Ordinary/ Special)	Special
Whether promoter/ promoter group are interested in the agenda/resolution?	No

voting by members holding fully paid up Equity Shares of face value of Rs. 2 each (having 100% Voting Rights on each share held by them) (FPS)

Category	Mode of Voting	No. of shares held (1)	No. of votes polled (2)	% of Votes Polled on outstanding shares (3)=[(2)/(1)]*100	No. of Votes – in favour (4)	No. of Votes – against (5)	% of Votes in favour on votes polled (6)=[(4)/(2)]*100	% of Votes against on votes polled (7)=[(5)/(2)]*100
Promoter and Promoter Group	E-Voting	1391,95,429	1391,95,429	100.000	1391,95,429	0	100.000	0.000
	Instapoll	1391,95,429	0	0.000	0	0	0.000	0.000
	Postal Ballot	1391,95,429	0	0.000	0	0	0.000	0.000
	Total	1391,95,429	1391,95,429	100.000	1391,95,429	0	100.000	0.000
Public- Institutions	E-Voting	1284,25,262	70172686	54.641	701,72,686	0	100.000	0.000
	Instapoll	1284,25,262	0	0.000	0	0	0.000	0.000
	Postal Ballot	1284,25,262	0	0.000	0	0	0.000	0.000
	Total	1284,25,262	701,72,686	54.641	701,72,686	0	100.000	0.000
Public- Non Institutions	E-Voting	2258,94,201	139629434	61.812	1396,28,941	493	100.000	0.000
	Instapoll	2258,94,201	7998	0.004	7998	0	100.000	0.000
	Postal Ballot	2258,94,201	0	0.000	0	0	0.000	0.000
	Total	2258,94,201	1396,37,432	61.815	1396,36,939	493	100.000	0.000
Total		4935,14,892	3490,05,547	70.718	3490,05,054	493	100.000	0.000

voting by members holding Partly paid up Equity Shares of face value of Rs. 2 each, with paid up value Rs.1.10 per share (having 55% Voting Rights on each share held by them) (PPS)

Category	Mode of Voting	No. of shares held (1)	No. of votes polled (2)	% of Votes Polled on outstanding shares (3)=[(2)/(1)]*100	No. of Votes – in favour (4)	No. of Votes – against (5)	% of Votes in favour on votes polled (6)=[(4)/(2)]*100	% of Votes against on votes polled (7)=[(5)/(2)]*100
Promoter and Promoter Group	E-Voting	357,88,434	357,88,434	100.000	357,88,434	0	100.000	0.000
	Instapoll	357,88,434	0	0.000	0	0	0.000	0.000
	Postal Ballot	357,88,434	0	0.000	0	0	0.000	0.000
	Total	357,88,434	357,88,434	100.000	357,88,434	0	100.000	0.000
Public- Institutions	E-Voting	104,54,988	82,82,031	79.216	82,82,031	0	100.000	0.000
	Instapoll	104,54,988	0	0.000	0	0	0.000	0.000
	Postal Ballot	104,54,988	0	0.000	0	0	0.000	0.000
	Total	104,54,988	82,82,031	79.216	82,82,031	0	100.000	0.000
Public- Non Institutions	E-Voting	365,60,442	181,01,387	49.511	181,01,387	0	100.000	0.000
	Instapoll	365,60,442	6,433	0.018	6,433	0	100.000	0.000
	Postal Ballot	365,60,442	0	0.000	0	0	0.000	0.000
	Total	365,60,442	181,07,820	49.528	181,07,820	0	100.000	0.000
Total		828,03,864	621,78,285	75.091	621,78,285	0	100.000	0.000

voting by members holding Partly paid up Equity Shares of face value of Rs. 2 each, with paid up value Re.0.80 per share (having 40% Voting Rights on each share held by them) (PPS)

Category	Mode of Voting	No. of shares held (1)	No. of votes polled (2)	% of Votes Polled on outstanding shares (3)=[(2)/(1)]*100	No. of Votes – in favour (4)	No. of Votes – against (5)	% of Votes in favour on votes polled (6)=[(4)/(2)]*100	% of Votes against on votes polled (7)=[(5)/(2)]*100
Promoter and Promoter Group	E-Voting	0	0	0.000	0	0	0.000	0.000
	Instapoll	0	0	0.000	0	0	0.000	0.000
	Postal Ballot	0	0	0.000	0	0	0.000	0.000
	Total	0	0	0.000	0	0	0.000	0.000
Public- Institutions	E-Voting	464	0	0.000	0	0	0.000	0.000
	Instapoll	464	0	0.000	0	0	0.000	0.000
	Postal Ballot	464	0	0.000	0	0	0.000	0.000
	Total	464	0	0.000	0	0	0.000	0.000
Public- Non Institutions	E-Voting	1,04,790	0	0.000	0	0	0.000	0.000
	Instapoll	1,04,790	0	0.000	0	0	0.000	0.000
	Postal Ballot	1,04,790	0	0.000	0	0	0.000	0.000
	Total	1,04,790	0	0.000	0	0	0.000	0.000
Total		1,05,254	0	0.000	0	0	0.000	0.000

Combined voting by members -Based on the Voting Rights (FPS-100% ; PPS-55%; PPS- 40%) held by them

Category	Mode of Voting	Voting Rights Held (1)	Voting Rights Polled (2)	% of Voting Rights Polled on outstanding Voting Rights (3)=[(2)/(1)]*100	No. of Voting Rights - in favour (4)	No. of Voting Rights - against (5)	% of Voting Rights in favour on Voting Rights polled (6)=[(4)/(2)]*100	% of Voting Rights against on Voting Rights polled (7)=[(5)/(2)]*100
Promoter and Promoter Group	E-Voting	1588,79,067.70	1588,79,067.70	100.000	1588,79,067.70	0	100.000	0.000
	Instapoll	1588,79,067.70	0	0.000	0	0	0.000	0.000
	Postal Ballot	1588,79,067.70	0	0.000	0	0	0.000	0.000
	Total	1588,79,067.70	1588,79,067.70	100.000	1588,79,067.70	0	100.000	0.000
Public- Institutions	E-Voting	1341,75,691.00	747,27,803.05	55.694	747,27,803.05	0.0	100.000	0.000
	Instapoll	1341,75,691.00	-	0.000	-	0.0	0.000	0.000
	Postal Ballot	1341,75,691.00	0	0.000	0	0	0.000	0.000
	Total	1341,75,691.00	747,27,803.05	55.694	747,27,803.05	0.00	100.000	0.000
Public- Non Institutions	E-Voting	2460,44,360.10	1495,85,196.85	60.796	1495,84,703.85	493.00	100.000	0.000
	Instapoll	2460,44,360.10	11,536.15	0.005	11,536.15	0.00	100.000	0.000
	Postal Ballot	2460,44,360.10	0	0.000	0	0	0.000	0.000
	Total	2460,44,360.10	1495,96,733.00	60.801	1495,96,240.00	493.00	100.000	0.000
Total		5390,99,118.80	3832,03,603.75	71.082	3832,03,110.75	493.00	100.000	0.000

Agenda item no. 7: Approval to offer, issue and allot 4,200,000 fully paid-up equity shares of the Company to M/s First Royalty Ventures LLC, on Preferential Basis.

Resolution required: (Ordinary/ Special)	Special
Whether promoter/ promoter group are interested in the agenda/resolution?	No

voting by members holding fully paid up Equity Shares of face value of Rs. 2 each (having 100% Voting Rights on each share held by them) (FPS)

Category	Mode of Voting	No. of shares held (1)	No. of votes polled (2)	% of Votes Polled on outstanding shares (3)=[(2)/(1)]*100	No. of Votes – in favour (4)	No. of Votes – against (5)	% of Votes in favour on votes polled (6)=[(4)/(2)]*100	% of Votes against on votes polled (7)=[(5)/(2)]*100
Promoter and Promoter Group	E-Voting	1391,95,429	1391,95,429	100.000	1391,95,429	0	100.000	0.000
	Instapoll	1391,95,429	0	0.000	0	0	0.000	0.000
	Postal Ballot	1391,95,429	0	0.000	0	0	0.000	0.000
	Total	1391,95,429	1391,95,429	100.000	1391,95,429	0	100.000	0.000
Public-Institutions	E-Voting	1284,25,262	70172686	54.641	701,72,686	0	100.000	0.000
	Instapoll	1284,25,262	0	0.000	0	0	0.000	0.000
	Postal Ballot	1284,25,262	0	0.000	0	0	0.000	0.000
	Total	1284,25,262	701,72,686	54.641	701,72,686	0	100.000	0.000
Public- Non Institutions	E-Voting	2258,94,201	139629434	61.812	1396,28,941	493	100.000	0.000
	Instapoll	2258,94,201	7998	0.004	7998	0	100.000	0.000
	Postal Ballot	2258,94,201	0	0.000	0	0	0.000	0.000
	Total	2258,94,201	1396,37,432	61.815	1396,36,939	493	100.000	0.000
	Total	4935,14,892	3490,05,547	70.718	3490,05,054	493	100.000	0.000

voting by members holding Partly paid up Equity Shares of face value of Rs. 2 each, with paid up value Rs.1.10 per share (having 55% Voting Rights on each share held by them) (PPS)

Category	Mode of Voting	No. of shares held (1)	No. of votes polled (2)	% of Votes Polled on outstanding shares (3)=[(2)/(1)]*100	No. of Votes – in favour (4)	No. of Votes – against (5)	% of Votes in favour on votes polled (6)=[(4)/(2)]*100	% of Votes against on votes polled (7)=[(5)/(2)]*100
Promoter and Promoter Group	E-Voting	357,88,434	357,88,434	100.000	357,88,434	0	100.000	0.000
	Instapoll	357,88,434	0	0.000	0	0	0.000	0.000
	Postal Ballot	357,88,434	0	0.000	0	0	0.000	0.000
	Total	357,88,434	357,88,434	100.000	357,88,434	0	100.000	0.000
Public-Institutions	E-Voting	104,54,988	82,82,031	79.216	82,82,031	0	100.000	0.000
	Instapoll	104,54,988	0	0.000	0	0	0.000	0.000
	Postal Ballot	104,54,988	0	0.000	0	0	0.000	0.000
	Total	104,54,988	82,82,031	79.216	82,82,031	0	100.000	0.000
Public- Non Institutions	E-Voting	365,60,442	181,01,387	49.511	181,01,387	0	100.000	0.000
	Instapoll	365,60,442	6,433	0.018	6,433	0	100.000	0.000
	Postal Ballot	365,60,442	0	0.000	0	0	0.000	0.000
	Total	365,60,442	181,07,820	49.528	181,07,820	0	100.000	0.000
	Total	828,03,864	621,78,285	75.091	621,78,285	0	100.000	0.000

voting by members holding Partly paid up Equity Shares of face value of Rs. 2 each, with paid up value Re.0.80 per share (having 40% Voting Rights on each share held by them) (PPS)

Category	Mode of Voting	No. of shares held (1)	No. of votes polled (2)	% of Votes Polled on outstanding shares (3)=[(2)/(1)]*100	No. of Votes – in favour (4)	No. of Votes – against (5)	% of Votes in favour on votes polled (6)=[(4)/(2)]*100	% of Votes against on votes polled (7)=[(5)/(2)]*100
Promoter and Promoter Group	E-Voting	0	0	0.000	0	0	0.000	0.000
	Instapoll	0	0	0.000	0	0	0.000	0.000
	Postal Ballot	0	0	0.000	0	0	0.000	0.000
	Total	0	0	0.000	0	0	0.000	0.000
Public-Institutions	E-Voting	464	0	0.000	0	0	0.000	0.000
	Instapoll	464	0	0.000	0	0	0.000	0.000
	Postal Ballot	464	0	0.000	0	0	0.000	0.000
	Total	464	0	0.000	0	0	0.000	0.000
Public- Non Institutions	E-Voting	1,04,790	0	0.000	0	0	0.000	0.000
	Instapoll	1,04,790	0	0.000	0	0	0.000	0.000
	Postal Ballot	1,04,790	0	0.000	0	0	0.000	0.000
	Total	1,04,790	0	0.000	0	0	0.000	0.000
	Total	1,05,254	0	0.000	0	0	0.000	0.000

Combined voting by members -Based on the Voting Rights (FPS-100% ; PPS-55%; PPS- 40%) held by them

Category	Mode of Voting	Voting Rights Held (1)	Voting Rights Polled (2)	% of Voting Rights Polled on outstanding Voting Rights (3)=[(2)/(1)]*100	No. of Voting Rights - in favour (4)	No. of Voting Rights - against (5)	% of Voting Rights in favour on Voting Rights polled (6)=[(4)/(2)]*100	% of Voting Rights against on Voting Rights polled (7)=[(5)/(2)]*100
Promoter and Promoter Group	E-Voting	1588,79,067.70	1588,79,067.70	100.000	1588,79,067.70	0	100.000	0.000
	Instapoll	1588,79,067.70	0	0.000	0	0	0.000	0.000
	Postal Ballot	1588,79,067.70	0	0.000	0	0	0.000	0.000
	Total	1588,79,067.70	1588,79,067.70	100.000	1588,79,067.70	0	100.000	0.000
Public-Institutions	E-Voting	1341,75,691.00	747,27,803.05	55.694	747,27,803.05	0.0	100.000	0.000
	Instapoll	1341,75,691.00	-	0.000	-	0.0	0.000	0.000
	Postal Ballot	1341,75,691.00	0	0.000	0	0	0.000	0.000
	Total	1341,75,691.00	747,27,803.05	55.694	747,27,803.05	0.00	100.000	0.000
Public- Non Institutions	E-Voting	2460,44,360.10	1495,85,196.85	60.796	1495,84,703.85	493.00	100.000	0.000
	Instapoll	2460,44,360.10	11,536.15	0.005	11,536.15	0.00	100.000	0.000
	Postal Ballot	2460,44,360.10	0	0.000	0	0	0.000	0.000
	Total	2460,44,360.10	1495,96,733.00	60.801	1495,96,240.00	493.00	100.000	0.000
	Total	5390,99,118.80	3832,03,603.75	71.082	3832,03,110.75	493.00	100.000	0.000

Agenda item no. 8: Approval to offer, issue and allot 3,780,000 fully paid-up equity shares of the Company to M/s TIMF Holdings and 2,520,000 fully paid-up equity shares of the Company to M/s Think India Opportunities Master Fund LP, on Preferential Basis.

Resolution required: (Ordinary/ Special)	Special
Whether promoter/ promoter group are interested in the agenda/resolution?	No

voting by members holding fully paid up Equity Shares of face value of Rs. 2 each (having 100% Voting Rights on each share held by them) (FPS)

Category	Mode of Voting	No. of shares held (1)	No. of votes polled (2)	% of Votes Polled on outstanding shares (3)=[(2)/(1)]*100	No. of Votes – in favour (4)	No. of Votes – against (5)	% of Votes in favour on votes polled (6)=[(4)/(2)]*100	% of Votes against on votes polled (7)=[(5)/(2)]*100
Promoter and Promoter Group	E-Voting	1391,95,429	1391,95,429	100.000	1391,95,429	0	100.000	0.000
	Instapoll	1391,95,429	0	0.000	0	0	0.000	0.000
	Postal Ballot	1391,95,429	0	0.000	0	0	0.000	0.000
	Total	1391,95,429	1391,95,429	100.000	1391,95,429	0	100.000	0.000
Public-Institutions	E-Voting	1284,25,262	70172686	54.641	701,72,686	0	100.000	0.000
	Instapoll	1284,25,262	0	0.000	0	0	0.000	0.000
	Postal Ballot	1284,25,262	0	0.000	0	0	0.000	0.000
	Total	1284,25,262	701,72,686	54.641	701,72,686	0	100.000	0.000
Public- Non Institutions	E-Voting	2258,94,201	139629434	61.812	1396,28,941	493	100.000	0.000
	Instapoll	2258,94,201	7998	0.004	7998	0	100.000	0.000
	Postal Ballot	2258,94,201	0	0.000	0	0	0.000	0.000
	Total	2258,94,201	1396,37,432	61.815	1396,36,939	493	100.000	0.000
Total		4935,14,892	3490,05,547	70.718	3490,05,054	493	100.000	0.000

voting by members holding Partly paid up Equity Shares of face value of Rs. 2 each, with paid up value Rs.1.10 per share

(having 55% Voting Rights on each share held by them) (PPS)

Category	Mode of Voting	No. of shares held (1)	No. of votes polled (2)	% of Votes Polled on outstanding shares (3)=[(2)/(1)]*100	No. of Votes – in favour (4)	No. of Votes – against (5)	% of Votes in favour on votes polled (6)=[(4)/(2)]*100	% of Votes against on votes polled (7)=[(5)/(2)]*100
Promoter and Promoter Group	E-Voting	357,88,434	357,88,434	100.000	357,88,434	0	100.000	0.000
	Instapoll	357,88,434	0	0.000	0	0	0.000	0.000
	Postal Ballot	357,88,434	0	0.000	0	0	0.000	0.000
	Total	357,88,434	357,88,434	100.000	357,88,434	0	100.000	0.000
Public-Institutions	E-Voting	104,54,988	82,82,031	79.216	82,82,031	0	100.000	0.000
	Instapoll	104,54,988	0	0.000	0	0	0.000	0.000
	Postal Ballot	104,54,988	0	0.000	0	0	0.000	0.000
	Total	104,54,988	82,82,031	79.216	82,82,031	0	100.000	0.000
Public- Non Institutions	E-Voting	365,60,442	181,01,387	49.511	181,01,387	0	100.000	0.000
	Instapoll	365,60,442	6,433	0.018	6,433	0	100.000	0.000
	Postal Ballot	365,60,442	0	0.000	0	0	0.000	0.000
	Total	365,60,442	181,07,820	49.528	181,07,820	0	100.000	0.000
Total		828,03,864	621,78,285	75.091	621,78,285	0	100.000	0.000

voting by members holding Partly paid up Equity Shares of face value of Rs. 2 each, with paid up value Re.0.80 per share

(having 40% Voting Rights on each share held by them) (PPS)

Category	Mode of Voting	No. of shares held (1)	No. of votes polled (2)	% of Votes Polled on outstanding shares (3)=[(2)/(1)]*100	No. of Votes – in favour (4)	No. of Votes – against (5)	% of Votes in favour on votes polled (6)=[(4)/(2)]*100	% of Votes against on votes polled (7)=[(5)/(2)]*100
Promoter and Promoter Group	E-Voting	0	0	0.000	0	0	0.000	0.000
	Instapoll	0	0	0.000	0	0	0.000	0.000
	Postal Ballot	0	0	0.000	0	0	0.000	0.000
	Total	0	0	0.000	0	0	0.000	0.000
Public-Institutions	E-Voting	464	0	0.000	0	0	0.000	0.000
	Instapoll	464	0	0.000	0	0	0.000	0.000
	Postal Ballot	464	0	0.000	0	0	0.000	0.000
	Total	464	0	0.000	0	0	0.000	0.000
Public- Non Institutions	E-Voting	1,04,790	0	0.000	0	0	0.000	0.000
	Instapoll	1,04,790	0	0.000	0	0	0.000	0.000
	Postal Ballot	1,04,790	0	0.000	0	0	0.000	0.000
	Total	1,04,790	0	0.000	0	0	0.000	0.000
Total		1,05,254	0	0.000	0	0	0.000	0.000

Combined voting by members -Based on the Voting Rights (FPS-100% ; PPS-55%; PPS- 40%) held by them

Category	Mode of Voting	Voting Rights Held (1)	Voting Rights Polled (2)	% of Voting Rights Polled on outstanding Voting Rights (3)=[(2)/(1)]*100	No. of Voting Rights - in favour (4)	No. of Voting Rights - against (5)	% of Voting Rights in favour on Voting Rights polled (6)=[(4)/(2)]*100	% of Voting Rights against on Voting Rights polled (7)=[(5)/(2)]*100
Promoter and Promoter Group	E-Voting	1588,79,067.70	1588,79,067.70	100.000	1588,79,067.70	0	100.000	0.000
	Instapoll	1588,79,067.70	0	0.000	0	0	0.000	0.000
	Postal Ballot	1588,79,067.70	0	0.000	0	0	0.000	0.000
	Total	1588,79,067.70	1588,79,067.70	100.000	1588,79,067.70	0	100.000	0.000
Public-Institutions	E-Voting	1341,75,691.00	747,27,803.05	55.694	747,27,803.05	0.0	100.000	0.000
	Instapoll	1341,75,691.00	-	0.000	-	0.0	0.000	0.000
	Postal Ballot	1341,75,691.00	0	0.000	0	0	0.000	0.000
	Total	1341,75,691.00	747,27,803.05	55.694	747,27,803.05	0.00	100.000	0.000
Public- Non Institutions	E-Voting	2460,44,360.10	1495,85,196.85	60.796	1495,84,703.85	493.00	100.000	0.000
	Instapoll	2460,44,360.10	11,536.15	0.005	11,536.15	0.00	100.000	0.000
	Postal Ballot	2460,44,360.10	0	0.000	0	0	0.000	0.000
	Total	2460,44,360.10	1495,96,733.00	60.801	1495,96,240.00	493.00	100.000	0.000
Total		5390,99,118.80	3832,03,603.75	71.082	3832,03,110.75	493.00	100.000	0.000

Agenda item no. 9: Approval for change in the name of the Company from 'Indiabulls Ventures Limited' to 'Dhani Services Limited' and consequential amendment to Memorandum of Association and Articles of Association of the Company.

Resolution required: (Ordinary/ Special)	Special
Whether promoter/ promoter group are interested in the agenda/resolution?	No

voting by members holding fully paid up Equity Shares of face value of Rs. 2 each (having 100% Voting Rights on each share held by them) (FPS)

Category	Mode of Voting	No. of shares held (1)	No. of votes polled (2)	% of Votes Polled on outstanding shares (3)=[(2)/(1)]*100	No. of Votes – in favour (4)	No. of Votes – against (5)	% of Votes in favour on votes polled (6)=[(4)/(2)]*100	% of Votes against on votes polled (7)=[(5)/(2)]*100
Promoter and Promoter Group	E-Voting	1391,95,429	1391,95,429	100.000	1391,95,429	0	100.000	0.000
	Instapoll	1391,95,429	0	0.000	0	0	0.000	0.000
	Postal Ballot	1391,95,429	0	0.000	0	0	0.000	0.000
	Total	1391,95,429	1391,95,429	100.000	1391,95,429	0	100.000	0.000
Public-Institutions	E-Voting	1284,25,262	70172686	54.641	701,72,686	0	100.000	0.000
	Instapoll	1284,25,262	0	0.000	0	0	0.000	0.000
	Postal Ballot	1284,25,262	0	0.000	0	0	0.000	0.000
	Total	1284,25,262	701,72,686	54.641	701,72,686	0	100.000	0.000
Public- Non Institutions	E-Voting	2258,94,201	139629434	61.812	1396,29,336	98	100.000	0.000
	Instapoll	2258,94,201	7998	0.004	7998	0	100.000	0.000
	Postal Ballot	2258,94,201	0	0.000	0	0	0.000	0.000
	Total	2258,94,201	1396,37,432	61.815	1396,37,334	98	100.000	0.000
	Total	4935,14,892	3490,05,547	70.718	3490,05,449	98	100.000	0.000

voting by members holding Partly paid up Equity Shares of face value of Rs. 2 each, with paid up value Rs.1.10 per share

(having 55% Voting Rights on each share held by them) (PPS)

Category	Mode of Voting	No. of shares held (1)	No. of votes polled (2)	% of Votes Polled on outstanding shares (3)=[(2)/(1)]*100	No. of Votes – in favour (4)	No. of Votes – against (5)	% of Votes in favour on votes polled (6)=[(4)/(2)]*100	% of Votes against on votes polled (7)=[(5)/(2)]*100
Promoter and Promoter Group	E-Voting	357,88,434	357,88,434	100.000	357,88,434	0	100.000	0.000
	Instapoll	357,88,434	0	0.000	0	0	0.000	0.000
	Postal Ballot	357,88,434	0	0.000	0	0	0.000	0.000
	Total	357,88,434	357,88,434	100.000	357,88,434	0	100.000	0.000
Public-Institutions	E-Voting	104,54,988	82,82,031	79.216	82,82,031	0	100.000	0.000
	Instapoll	104,54,988	0	0.000	0	0	0.000	0.000
	Postal Ballot	104,54,988	0	0.000	0	0	0.000	0.000
	Total	104,54,988	82,82,031	79.216	82,82,031	0	100.000	0.000
Public- Non Institutions	E-Voting	365,60,442	181,01,387	49.511	181,01,387	0	100.000	0.000
	Instapoll	365,60,442	6,433	0.018	6,433	0	100.000	0.000
	Postal Ballot	365,60,442	0	0.000	0	0	0.000	0.000
	Total	365,60,442	181,07,820	49.528	181,07,820	0	100.000	0.000
	Total	828,03,864	621,78,285	75.091	621,78,285	0	100.000	0.000

voting by members holding Partly paid up Equity Shares of face value of Rs. 2 each, with paid up value Re.0.80 per share

(having 40% Voting Rights on each share held by them) (PPS)

Category	Mode of Voting	No. of shares held (1)	No. of votes polled (2)	% of Votes Polled on outstanding shares (3)=[(2)/(1)]*100	No. of Votes – in favour (4)	No. of Votes – against (5)	% of Votes in favour on votes polled (6)=[(4)/(2)]*100	% of Votes against on votes polled (7)=[(5)/(2)]*100
Promoter and Promoter Group	E-Voting	0	0	0.000	0	0	0.000	0.000
	Instapoll	0	0	0.000	0	0	0.000	0.000
	Postal Ballot	0	0	0.000	0	0	0.000	0.000
	Total	0	0	0.000	0	0	0.000	0.000
Public-Institutions	E-Voting	464	0	0.000	0	0	0.000	0.000
	Instapoll	464	0	0.000	0	0	0.000	0.000
	Postal Ballot	464	0	0.000	0	0	0.000	0.000
	Total	464	0	0.000	0	0	0.000	0.000
Public- Non Institutions	E-Voting	1,04,790	0	0.000	0	0	0.000	0.000
	Instapoll	1,04,790	0	0.000	0	0	0.000	0.000
	Postal Ballot	1,04,790	0	0.000	0	0	0.000	0.000
	Total	1,04,790	0	0.000	0	0	0.000	0.000
	Total	1,05,254	0	0.000	0	0	0.000	0.000

Combined voting by members -Based on the Voting Rights (FPS-100% ; PPS-55%; PPS- 40%) held by them

Category	Mode of Voting	Voting Rights Held (1)	Voting Rights Polled (2)	% of Voting Rights Polled on outstanding Voting Rights (3)=[(2)/(1)]*100	No. of Voting Rights - in favour (4)	No. of Voting Rights - against (5)	% of Voting Rights in favour on Voting Rights polled (6)=[(4)/(2)]*100	% of Voting Rights against on Voting Rights polled (7)=[(5)/(2)]*100
Promoter and Promoter Group	E-Voting	1588,79,067.70	1588,79,067.70	100.000	1588,79,067.70	0	100.000	0.000
	Instapoll	1588,79,067.70	0	0.000	0	0	0.000	0.000
	Postal Ballot	1588,79,067.70	0	0.000	0	0	0.000	0.000
	Total	1588,79,067.70	1588,79,067.70	100.000	1588,79,067.70	0	100.000	0.000
Public-Institutions	E-Voting	1341,75,691.00	747,27,803.05	55.694	747,27,803.05	0.0	100.000	0.000
	Instapoll	1341,75,691.00	-	0.000	-	0.0	0.000	0.000
	Postal Ballot	1341,75,691.00	0	0.000	0	0	0.000	0.000
	Total	1341,75,691.00	747,27,803.05	55.694	747,27,803.05	0.00	100.000	0.000
Public- Non Institutions	E-Voting	2460,44,360.10	1495,85,196.85	60.796	1495,85,098.85	98.00	100.000	0.000
	Instapoll	2460,44,360.10	11,536.15	0.005	11,536.15	0.00	100.000	0.000
	Postal Ballot	2460,44,360.10	0	0.000	0	0	0.000	0.000
	Total	2460,44,360.10	1495,96,733.00	60.801	1495,96,635.00	98.00	100.000	0.000
	Total	5390,99,118.80	3832,03,603.75	71.082	3832,03,505.75	98.00	100.000	0.000

Agenda item no. 10: Approval for amendment in the Articles of Association of the Company.

Resolution required: (Ordinary/ Special)	Special
Whether promoter/ promoter group are interested in the agenda/resolution?	No

voting by members holding fully paid up Equity Shares of face value of Rs. 2 each (having 100% Voting Rights on each share held by them) (FPS)

Category	Mode of Voting	No. of shares held (1)	No. of votes polled (2)	% of Votes Polled on outstanding shares (3)=[(2)/(1)]*100	No. of Votes – in favour (4)	No. of Votes – against (5)	% of Votes in favour on votes polled (6)=[(4)/(2)]*100	% of Votes against on votes polled (7)=[(5)/(2)]*100
Promoter and Promoter Group	E-Voting	1391,95,429	1391,95,429	100.000	1391,95,429	0	100.000	0.000
	Instapoll	1391,95,429	0	0.000	0	0	0.000	0.000
	Postal Ballot	1391,95,429	0	0.000	0	0	0.000	0.000
	Total	1391,95,429	1391,95,429	100.000	1391,95,429	0	100.000	0.000
Public- Institutions	E-Voting	1284,25,262	701,72,686	54.641	701,72,686	0	100.000	0.000
	Instapoll	1284,25,262	0	0.000	0	0	0.000	0.000
	Postal Ballot	1284,25,262	0	0.000	0	0	0.000	0.000
	Total	1284,25,262	701,72,686	54.641	701,72,686	0	100.000	0.000
Public- Non Institutions	E-Voting	2258,94,201	139629434	61.812	1393,71,286	2,58,148	99.815	0.185
	Instapoll	2258,94,201	7998	0.004	7998	0	100.000	0.000
	Postal Ballot	2258,94,201	0	0.000	0	0	0.000	0.000
	Total	2258,94,201	1396,37,432	61.815	1393,79,284	2,58,148	99.815	0.185
Total	4935,14,892	3490,05,547	70.718	3487,47,399	2,58,148	99.926	0.074	

voting by members holding Partly paid up Equity Shares of face value of Rs. 2 each, with paid up value Rs.1.10 per share (having 55% Voting Rights on each share held by them) (PPS)

Category	Mode of Voting	No. of shares held (1)	No. of votes polled (2)	% of Votes Polled on outstanding shares (3)=[(2)/(1)]*100	No. of Votes – in favour (4)	No. of Votes – against (5)	% of Votes in favour on votes polled (6)=[(4)/(2)]*100	% of Votes against on votes polled (7)=[(5)/(2)]*100
Promoter and Promoter Group	E-Voting	357,88,434	357,88,434	100.000	357,88,434	0	100.000	0.000
	Instapoll	357,88,434	0	0.000	0	0	0.000	0.000
	Postal Ballot	357,88,434	0	0.000	0	0	0.000	0.000
	Total	357,88,434	357,88,434	100.000	357,88,434	0	100.000	0.000
Public- Institutions	E-Voting	104,54,988	82,82,031	79.216	82,82,031	0	100.000	0.000
	Instapoll	104,54,988	0	0.000	0	0	0.000	0.000
	Postal Ballot	104,54,988	0	0.000	0	0	0.000	0.000
	Total	104,54,988	82,82,031	79.216	82,82,031	0	100.000	0.000
Public- Non Institutions	E-Voting	365,60,442	181,01,387	49.511	180,24,905	76,482	99.577	0.423
	Instapoll	365,60,442	6,433	0.018	6,433	0	100.000	0.000
	Postal Ballot	365,60,442	0	0.000	0	0	0.000	0.000
	Total	365,60,442	181,07,820	49.528	180,31,338	76,482	99.578	0.422
Total	828,03,864	621,78,285	75.091	621,01,803	76,482	99.877	0.123	

voting by members holding Partly paid up Equity Shares of face value of Rs. 2 each, with paid up value Re.0.80 per share (having 40% Voting Rights on each share held by them) (PPS)

Category	Mode of Voting	No. of shares held (1)	No. of votes polled (2)	% of Votes Polled on outstanding shares (3)=[(2)/(1)]*100	No. of Votes – in favour (4)	No. of Votes – against (5)	% of Votes in favour on votes polled (6)=[(4)/(2)]*100	% of Votes against on votes polled (7)=[(5)/(2)]*100
Promoter and Promoter Group	E-Voting	0	0	0.000	0	0	0.000	0.000
	Instapoll	0	0	0.000	0	0	0.000	0.000
	Postal Ballot	0	0	0.000	0	0	0.000	0.000
	Total	0	0	0.000	0	0	0.000	0.000
Public- Institutions	E-Voting	464	0	0.000	0	0	0.000	0.000
	Instapoll	464	0	0.000	0	0	0.000	0.000
	Postal Ballot	464	0	0.000	0	0	0.000	0.000
	Total	464	0	0.000	0	0	0.000	0.000
Public- Non Institutions	E-Voting	1,04,790	0	0.000	0	0	0.000	0.000
	Instapoll	1,04,790	0	0.000	0	0	0.000	0.000
	Postal Ballot	1,04,790	0	0.000	0	0	0.000	0.000
	Total	1,04,790	0	0.000	0	0	0.000	0.000
Total	1,05,254	0	0.000	0	0	0.000	0.000	

Combined voting by members -Based on the Voting Rights (FPS-100% ; PPS-55%; PPS- 40%) held by them

Category	Mode of Voting	Voting Rights Held (1)	Voting Rights Polled (2)	% of Voting Rights Polled on outstanding Voting Rights. (3)=[(2)/(1)]*100	No. of Voting Rights - in favour (4)	No. of Voting Rights - against (5)	% of Voting Rights in favour on Voting Rights polled (6)=[(4)/(2)]*100	% of Voting Rights against on Voting Rights polled (7)=[(5)/(2)]*100
Promoter and Promoter Group	E-Voting	1588,79,067.70	1588,79,067.70	100.000	1588,79,067.70	0	100.000	0.000
	Instapoll	1588,79,067.70	0	0.000	0	0	0.000	0.000
	Postal Ballot	1588,79,067.70	0	0.000	0	0	0.000	0.000
	Total	1588,79,067.70	1588,79,067.70	100.000	1588,79,067.70	0	100.000	0.000
Public- Institutions	E-Voting	1341,75,691.00	747,27,803.05	55.694	747,27,803.05	0	100.000	0.000
	Instapoll	1341,75,691.00	-	0.000	-	0	0.000	0.000
	Postal Ballot	1341,75,691.00	0	0.000	0	0	0.000	0.000
	Total	1341,75,691.00	747,27,803.05	55.694	747,27,803.05	0.00	100.000	0.000
Public- Non Institutions	E-Voting	2460,44,360.10	1495,85,196.85	60.796	1492,84,983.75	3,00,213.10	99.799	0.201
	Instapoll	2460,44,360.10	11,536.15	0.005	11,536.15	0	100.000	0.000
	Postal Ballot	2460,44,360.10	0	0.000	0	0	0.000	0.000
	Total	2460,44,360.10	1495,96,733.00	60.801	1492,96,519.90	3,00,213.10	99.799	0.201
Total	5390,99,118.80	3832,03,603.75	71.082	3829,03,390.65	3,00,213.10	99.922	0.078	

Agenda item no. 11: Approval for the appointment of Mr. Praveen Kumar Tripathi, a retired IAS and Ex- Chief Secretary, Govt. of NCT Delhi (DIN: 02167497) as an Independent Director.

Resolution required: (Ordinary/ Special)		Ordinary	
Whether promoter/ promoter group are interested in the agenda/resolution?		No	

voting by members holding fully paid up Equity Shares of face value of Rs. 2 each (having 100% Voting Rights on each share held by them) (FPS)

Category	Mode of Voting	No. of shares held (1)	No. of votes polled (2)	% of Votes Polled on outstanding shares (3)=[(2)/(1)]*100	No. of Votes – in favour (4)	No. of Votes – against (5)	% of Votes in favour on votes polled (6)=[(4)/(2)]*100	% of Votes against on votes polled (7)=[(5)/(2)]*100
Promoter and Promoter Group	E-Voting	1391,95,429	1391,95,429	100.000	1391,95,429	0	100.000	0.000
	Instapoll	1391,95,429	0	0.000	0	0	0.000	0.000
	Postal Ballot	1391,95,429	0	0.000	0	0	0.000	0.000
	Total	1391,95,429	1391,95,429	100.000	1391,95,429	0	100.000	0.000
Public- Institutions	E-Voting	1284,25,262	70172686	54.641	701,72,686	0	100.000	0.000
	Instapoll	1284,25,262	0	0.000	0	0	0.000	0.000
	Postal Ballot	1284,25,262	0	0.000	0	0	0.000	0.000
	Total	1284,25,262	701,72,686	54.641	701,72,686	0	100.000	0.000
Public- Non Institutions	E-Voting	2258,94,201	139629434	61.812	1395,76,157	53,277	99.962	0.038
	Instapoll	2258,94,201	7998	0.004	7998	0	100.000	0.000
	Postal Ballot	2258,94,201	0	0.000	0	0	0.000	0.000
	Total	2258,94,201	1396,37,432	61.815	1395,84,155	53,277	99.962	0.038
Total		4935,14,892	3490,05,547	70.718	3489,52,270	53,277	99.985	0.015

voting by members holding Partly paid up Equity Shares of face value of Rs. 2 each, with paid up value Rs.1.10 per share (having 55% Voting Rights on each share held by them) (PPS)

Category	Mode of Voting	No. of shares held (1)	No. of votes polled (2)	% of Votes Polled on outstanding shares (3)=[(2)/(1)]*100	No. of Votes – in favour (4)	No. of Votes – against (5)	% of Votes in favour on votes polled (6)=[(4)/(2)]*100	% of Votes against on votes polled (7)=[(5)/(2)]*100
Promoter and Promoter Group	E-Voting	357,88,434	357,88,434	100.000	357,88,434	0	100.000	0.000
	Instapoll	357,88,434	0	0.000	0	0	0.000	0.000
	Postal Ballot	357,88,434	0	0.000	0	0	0.000	0.000
	Total	357,88,434	357,88,434	100.000	357,88,434	0	100.000	0.000
Public- Institutions	E-Voting	104,54,988	82,82,031	79.216	82,82,031	0	100.000	0.000
	Instapoll	104,54,988	0	0.000	0	0	0.000	0.000
	Postal Ballot	104,54,988	0	0.000	0	0	0.000	0.000
	Total	104,54,988	82,82,031	79.216	82,82,031	0	100.000	0.000
Public- Non Institutions	E-Voting	365,60,442	181,01,387	49.511	180,82,170	19,217	99.894	0.106
	Instapoll	365,60,442	6,433	0.018	6,433	0	100.000	0.000
	Postal Ballot	365,60,442	0	0.000	0	0	0.000	0.000
	Total	365,60,442	181,07,820	49.528	180,88,603	19,217	99.894	0.106
Total		828,03,864	621,78,285	75.091	621,59,068	19,217	99.969	0.031

voting by members holding Partly paid up Equity Shares of face value of Rs. 2 each, with paid up value Re.0.80 per share (having 40% Voting Rights on each share held by them) (PPS)

Category	Mode of Voting	No. of shares held (1)	No. of votes polled (2)	% of Votes Polled on outstanding shares (3)=[(2)/(1)]*100	No. of Votes – in favour (4)	No. of Votes – against (5)	% of Votes in favour on votes polled (6)=[(4)/(2)]*100	% of Votes against on votes polled (7)=[(5)/(2)]*100
Promoter and Promoter Group	E-Voting	0	0	0.000	0	0	0.000	0.000
	Instapoll	0	0	0.000	0	0	0.000	0.000
	Postal Ballot	0	0	0.000	0	0	0.000	0.000
	Total	0	0	0.000	0	0	0.000	0.000
Public- Institutions	E-Voting	464	0	0.000	0	0	0.000	0.000
	Instapoll	464	0	0.000	0	0	0.000	0.000
	Postal Ballot	464	0	0.000	0	0	0.000	0.000
	Total	464	0	0.000	0	0	0.000	0.000
Public- Non Institutions	E-Voting	1,04,790	0	0.000	0	0	0.000	0.000
	Instapoll	1,04,790	0	0.000	0	0	0.000	0.000
	Postal Ballot	1,04,790	0	0.000	0	0	0.000	0.000
	Total	1,04,790	0	0.000	0	0	0.000	0.000
Total		1,05,254	0	0.000	0	0	0.000	0.000

Combined voting by members -Based on the Voting Rights (FPS-100% ; PPS-55%; PPS- 40%) held by them

Category	Mode of Voting	Voting Rights Held (1)	Voting Rights Polled (2)	% of Voting Rights Polled on outstanding Voting Rights (3)=[(2)/(1)]*100	No. of Voting Rights - in favour (4)	No. of Voting Rights - against (5)	% of Voting Rights in favour on Voting Rights polled (6)=[(4)/(2)]*100	% of Voting Rights against on Voting Rights polled (7)=[(5)/(2)]*100
Promoter and Promoter Group	E-Voting	1588,79,067.70	1588,79,067.70	100.000	1588,79,067.70	0	100.000	0.000
	Instapoll	1588,79,067.70	0	0.000	0	0	0.000	0.000
	Postal Ballot	1588,79,067.70	0	0.000	0	0	0.000	0.000
	Total	1588,79,067.70	1588,79,067.70	100.000	1588,79,067.70	0	100.000	0.000
Public- Institutions	E-Voting	1341,75,691.00	747,27,803.05	55.694	747,27,803.05	0.0	100.000	0.000
	Instapoll	1341,75,691.00	-	0.000	-	0.0	0.000	0.000
	Postal Ballot	1341,75,691.00	0	0.000	0	0	0.000	0.000
	Total	1341,75,691.00	747,27,803.05	55.694	747,27,803.05	0.00	100.000	0.000
Public- Non Institutions	E-Voting	2460,44,360.10	1495,85,196.85	60.796	1495,21,350.50	63,846.35	99.957	0.043
	Instapoll	2460,44,360.10	11,536.15	0.005	11,536.15	0.00	100.000	0.000
	Postal Ballot	2460,44,360.10	0	0.000	0	0	0.000	0.000
	Total	2460,44,360.10	1495,96,733.00	60.801	1495,32,886.65	63,846.35	99.957	0.043
Total		5390,99,118.80	3832,03,603.75	71.082	3831,39,757.40	63,846.35	99.983	0.017

Agenda item no. 12: Approval for the appointment of Dr. Narendra Damodar Jadhav (Former Member Planning Commission and Chief Economist of Reserve Bank of India) (DIN: 02435444) as an Independent Director.

Resolution required: (Ordinary/ Special) Ordinary
 Whether promoter/ promoter group are interested in the agenda/resolution? No

voting by members holding fully paid up Equity Shares of face value of Rs. 2 each (having 100% Voting Rights on each share held by them) (FPS)

Category	Mode of Voting	No. of shares held (1)	No. of votes polled (2)	% of Votes Polled on outstanding shares (3)=[(2)/(1)]*100	No. of Votes – in favour (4)	No. of Votes – against (5)	% of Votes in favour on votes polled (6)=[(4)/(2)]*100	% of Votes against on votes polled (7)=[(5)/(2)]*100
Promoter and Promoter Group	E-Voting	1391,95,429	1391,95,429	100.000	1391,95,429	0	100.000	0.000
	Instapoll	1391,95,429	0	0.000	0	0	0.000	0.000
	Postal Ballot	1391,95,429	0	0.000	0	0	0.000	0.000
	Total	1391,95,429	1391,95,429	100.000	1391,95,429	0	100.000	0.000
Public-Institutions	E-Voting	1284,25,262	70172686	54.641	701,72,686	0	100.000	0.000
	Instapoll	1284,25,262	0	0.000	0	0	0.000	0.000
	Postal Ballot	1284,25,262	0	0.000	0	0	0.000	0.000
	Total	1284,25,262	701,72,686	54.641	701,72,686	0	100.000	0.000
Public- Non Institutions	E-Voting	2258,94,201	139629434	61.812	1396,29,342	92	100.000	0.000
	Instapoll	2258,94,201	7998	0.004	7998	0	100.000	0.000
	Postal Ballot	2258,94,201	0	0.000	0	0	0.000	0.000
	Total	2258,94,201	1396,37,432	61.815	1396,37,340	92	100.000	0.000
Total		4935,14,892	3490,05,547	70.718	3490,05,455	92	100.000	0.000

voting by members holding Partly paid up Equity Shares of face value of Rs. 2 each, with paid up value Rs.1.10 per share

(having 55% Voting Rights on each share held by them) (PPS)

Category	Mode of Voting	No. of shares held (1)	No. of votes polled (2)	% of Votes Polled on outstanding shares (3)=[(2)/(1)]*100	No. of Votes – in favour (4)	No. of Votes – against (5)	% of Votes in favour on votes polled (6)=[(4)/(2)]*100	% of Votes against on votes polled (7)=[(5)/(2)]*100
Promoter and Promoter Group	E-Voting	357,88,434	357,88,434	100.000	357,88,434	0	100.000	0.000
	Instapoll	357,88,434	0	0.000	0	0	0.000	0.000
	Postal Ballot	357,88,434	0	0.000	0	0	0.000	0.000
	Total	357,88,434	357,88,434	100.000	357,88,434	0	100.000	0.000
Public-Institutions	E-Voting	104,54,988	82,82,031	79.216	82,82,031	0	100.000	0.000
	Instapoll	104,54,988	0	0.000	0	0	0.000	0.000
	Postal Ballot	104,54,988	0	0.000	0	0	0.000	0.000
	Total	104,54,988	82,82,031	79.216	82,82,031	0	100.000	0.000
Public- Non Institutions	E-Voting	365,60,442	181,01,387	49.511	181,01,387	0	100.000	0.000
	Instapoll	365,60,442	6,433	0.018	6,433	0	100.000	0.000
	Postal Ballot	365,60,442	0	0.000	0	0	0.000	0.000
	Total	365,60,442	181,07,820	49.528	181,07,820	0	100.000	0.000
Total		828,03,864	621,78,285	75.091	621,78,285	0	100.000	0.000

voting by members holding Partly paid up Equity Shares of face value of Rs. 2 each, with paid up value Re.0.80 per share

(having 40% Voting Rights on each share held by them) (PPS)

Category	Mode of Voting	No. of shares held (1)	No. of votes polled (2)	% of Votes Polled on outstanding shares (3)=[(2)/(1)]*100	No. of Votes – in favour (4)	No. of Votes – against (5)	% of Votes in favour on votes polled (6)=[(4)/(2)]*100	% of Votes against on votes polled (7)=[(5)/(2)]*100
Promoter and Promoter Group	E-Voting	0	0	0.000	0	0	0.000	0.000
	Instapoll	0	0	0.000	0	0	0.000	0.000
	Postal Ballot	0	0	0.000	0	0	0.000	0.000
	Total	0	0	0.000	0	0	0.000	0.000
Public-Institutions	E-Voting	464	0	0.000	0	0	0.000	0.000
	Instapoll	464	0	0.000	0	0	0.000	0.000
	Postal Ballot	464	0	0.000	0	0	0.000	0.000
	Total	464	0	0.000	0	0	0.000	0.000
Public- Non Institutions	E-Voting	1,04,790	0	0.000	0	0	0.000	0.000
	Instapoll	1,04,790	0	0.000	0	0	0.000	0.000
	Postal Ballot	1,04,790	0	0.000	0	0	0.000	0.000
	Total	1,04,790	0	0.000	0	0	0.000	0.000
Total		1,05,254	0	0.000	0	0	0.000	0.000

Combined voting by members -Based on the Voting Rights (FPS-100% ; PPS-55%; PPS- 40%) held by them

Category	Mode of Voting	Voting Rights Held (1)	Voting Rights Polled (2)	% of Voting Rights Polled on outstanding Voting Rights (3)=[(2)/(1)]*100	No. of Voting Rights - in favour (4)	No. of Voting Rights - against (5)	% of Voting Rights in favour on Voting Rights polled (6)=[(4)/(2)]*100	% of Voting Rights against on Voting Rights polled (7)=[(5)/(2)]*100
Promoter and Promoter Group	E-Voting	1588,79,067.70	1588,79,067.70	100.000	1588,79,067.70	0	100.000	0.000
	Instapoll	1588,79,067.70	0	0.000	0	0	0.000	0.000
	Postal Ballot	1588,79,067.70	0	0.000	0	0	0.000	0.000
	Total	1588,79,067.70	1588,79,067.70	100.000	1588,79,067.70	0	100.000	0.000
Public-Institutions	E-Voting	1341,75,691.00	747,27,803.05	55.694	747,27,803.05	0.0	100.000	0.000
	Instapoll	1341,75,691.00	-	0.000	-	0.0	0.000	0.000
	Postal Ballot	1341,75,691.00	0	0.000	0	0	0.000	0.000
	Total	1341,75,691.00	747,27,803.05	55.694	747,27,803.05	0.00	100.000	0.000
Public- Non Institutions	E-Voting	2460,44,360.10	1495,85,196.85	60.796	1495,85,104.85	92.00	100.000	0.000
	Instapoll	2460,44,360.10	11,536.15	0.005	11,536.15	0.00	100.000	0.000
	Postal Ballot	2460,44,360.10	0	0.000	0	0	0.000	0.000
	Total	2460,44,360.10	1495,96,733.00	60.801	1495,96,641.00	92.00	100.000	0.000
Total		5390,99,118.80	3832,03,603.75	71.082	3832,03,511.75	92.00	100.000	0.000

Agenda item no. 13: Approval for the appointment of Mrs. Fantry Mein Jaswal, IRS (Retd.) (DIN: 07011247) as an Independent Director.

Resolution required: (Ordinary/ Special)		Ordinary						
Whether promoter/ promoter group are interested in the agenda/resolution?		No						
voting by members holding fully paid up Equity Shares of face value of Rs. 2 each (having 100% Voting Rights on each share held by them) (FPS)								
Category	Mode of Voting	No. of shares held (1)	No. of votes polled (2)	% of Votes Polled on outstanding shares (3)=[(2)/(1)]*100	No. of Votes – in favour (4)	No. of Votes – against (5)	% of Votes in favour on votes polled (6)=[(4)/(2)]*100	% of Votes against on votes polled (7)=[(5)/(2)]*100
Promoter and Promoter Group	E-Voting	1391,95,429	1391,95,429	100.000	1391,95,429	0	100.000	0.000
	Instapoll	1391,95,429	0	0.000	0	0	0.000	0.000
	Postal Ballot	1391,95,429	0	0.000	0	0	0.000	0.000
	Total	1391,95,429	1391,95,429	100.000	1391,95,429	0	100.000	0.000
Public-Institutions	E-Voting	1284,25,262	70172686	54.641	701,72,686	0	100.000	0.000
	Instapoll	1284,25,262	0	0.000	0	0	0.000	0.000
	Postal Ballot	1284,25,262	0	0.000	0	0	0.000	0.000
	Total	1284,25,262	701,72,686	54.641	701,72,686	0	100.000	0.000
Public- Non Institutions	E-Voting	2258,94,201	139629434	61.812	1396,29,342	92	100.000	0.000
	Instapoll	2258,94,201	7998	0.004	7998	0	100.000	0.000
	Postal Ballot	2258,94,201	0	0.000	0	0	0.000	0.000
	Total	2258,94,201	1396,37,432	61.815	1396,37,340	92	100.000	0.000
Total		4935,14,892	3490,05,547	70.718	3490,05,455	92	100.000	0.000

voting by members holding Partly paid up Equity Shares of face value of Rs. 2 each, with paid up value Rs.1.10 per share (having 55% Voting Rights on each share held by them) (PPS)

Category	Mode of Voting	No. of shares held (1)	No. of votes polled (2)	% of Votes Polled on outstanding shares (3)=[(2)/(1)]*100	No. of Votes – in favour (4)	No. of Votes – against (5)	% of Votes in favour on votes polled (6)=[(4)/(2)]*100	% of Votes against on votes polled (7)=[(5)/(2)]*100
Promoter and Promoter Group	E-Voting	357,88,434	357,88,434	100.000	357,88,434	0	100.000	0.000
	Instapoll	357,88,434	0	0.000	0	0	0.000	0.000
	Postal Ballot	357,88,434	0	0.000	0	0	0.000	0.000
	Total	357,88,434	357,88,434	100.000	357,88,434	0	100.000	0.000
Public-Institutions	E-Voting	104,54,988	82,82,031	79.216	82,82,031	0	100.000	0.000
	Instapoll	104,54,988	0	0.000	0	0	0.000	0.000
	Postal Ballot	104,54,988	0	0.000	0	0	0.000	0.000
	Total	104,54,988	82,82,031	79.216	82,82,031	0	100.000	0.000
Public- Non Institutions	E-Voting	365,60,442	181,01,387	49.511	181,01,387	0	100.000	0.000
	Instapoll	365,60,442	6,433	0.018	6,433	0	100.000	0.000
	Postal Ballot	365,60,442	0	0.000	0	0	0.000	0.000
	Total	365,60,442	181,07,820	49.528	181,07,820	0	100.000	0.000
Total		828,03,864	621,78,285	75.091	621,78,285	0	100.000	0.000

voting by members holding Partly paid up Equity Shares of face value of Rs. 2 each, with paid up value Re.0.80 per share (having 40% Voting Rights on each share held by them) (PPS)

Category	Mode of Voting	No. of shares held (1)	No. of votes polled (2)	% of Votes Polled on outstanding shares (3)=[(2)/(1)]*100	No. of Votes – in favour (4)	No. of Votes – against (5)	% of Votes in favour on votes polled (6)=[(4)/(2)]*100	% of Votes against on votes polled (7)=[(5)/(2)]*100
Promoter and Promoter Group	E-Voting	0	0	0.000	0	0	0.000	0.000
	Instapoll	0	0	0.000	0	0	0.000	0.000
	Postal Ballot	0	0	0.000	0	0	0.000	0.000
	Total	0	0	0.000	0	0	0.000	0.000
Public-Institutions	E-Voting	464	0	0.000	0	0	0.000	0.000
	Instapoll	464	0	0.000	0	0	0.000	0.000
	Postal Ballot	464	0	0.000	0	0	0.000	0.000
	Total	464	0	0.000	0	0	0.000	0.000
Public- Non Institutions	E-Voting	1,04,790	0	0.000	0	0	0.000	0.000
	Instapoll	1,04,790	0	0.000	0	0	0.000	0.000
	Postal Ballot	1,04,790	0	0.000	0	0	0.000	0.000
	Total	1,04,790	0	0.000	0	0	0.000	0.000
Total		1,05,254	0	0.000	0	0	0.000	0.000

Combined voting by members -Based on the Voting Rights (FPS-100% ; PPS-55%; PPS- 40%) held by them

Category	Mode of Voting	Voting Rights Held (1)	Voting Rights Polled (2)	% of Voting Rights Polled on outstanding Voting Rights (3)=[(2)/(1)]*100	No. of Voting Rights - in favour (4)	No. of Voting Rights - against (5)	% of Voting Rights in favour on Voting Rights polled (6)=[(4)/(2)]*100	% of Voting Rights against on Voting Rights polled (7)=[(5)/(2)]*100
Promoter and Promoter Group	E-Voting	1588,79,067.70	1588,79,067.70	100.000	1588,79,067.70	0	100.000	0.000
	Instapoll	1588,79,067.70	0	0.000	0	0	0.000	0.000
	Postal Ballot	1588,79,067.70	0	0.000	0	0	0.000	0.000
	Total	1588,79,067.70	1588,79,067.70	100.000	1588,79,067.70	0	100.000	0.000
Public-Institutions	E-Voting	1341,75,691.00	747,27,803.05	55.694	747,27,803.05	0.0	100.000	0.000
	Instapoll	1341,75,691.00	-	0.000	-	0.0	0.000	0.000
	Postal Ballot	1341,75,691.00	0	0.000	0	0	0.000	0.000
	Total	1341,75,691.00	747,27,803.05	55.694	747,27,803.05	0.00	100.000	0.000
Public- Non Institutions	E-Voting	2460,44,360.10	1495,85,196.85	60.796	1495,85,104.85	92.00	100.000	0.000
	Instapoll	2460,44,360.10	11,536.15	0.005	11,536.15	0.00	100.000	0.000
	Postal Ballot	2460,44,360.10	0	0.000	0	0	0.000	0.000
	Total	2460,44,360.10	1495,96,733.00	60.801	1495,96,641.00	92.00	100.000	0.000
Total		5390,99,118.80	3832,03,603.75	71.082	3832,03,511.75	92.00	100.000	0.000

Agenda item no. 14: Approval for the appointment of Mr. Sameer Gehlaut (DIN: 00060783) as a Whole time Director & Key Managerial Personnel, designated as Chairman and Chief Executive Officer (CEO) of the Company for a period of five years with effect from September 25, 2020.

Resolution required: (Ordinary/ Special)	Special
Whether promoter/ promoter group are interested in the agenda/resolution?	Yes

voting by members holding fully paid up Equity Shares of face value of Rs. 2 each (having 100% Voting Rights on each share held by them) (FPS)

Category	Mode of Voting	No. of shares held (1)	No. of votes polled (2)	% of Votes Polled on outstanding shares (3)=[(2)/(1)]*100	No. of Votes – in favour (4)	No. of Votes – against (5)	% of Votes in favour on votes polled (6)=[(4)/(2)]*100	% of Votes against on votes polled (7)=[(5)/(2)]*100
Promoter and Promoter Group	E-Voting	1391,95,429	0	0.000	0	0	0.000	0.000
	Instapoll	1391,95,429	0	0.000	0	0	0.000	0.000
	Postal Ballot	1391,95,429	0	0.000	0	0	0.000	0.000
	Total	1391,95,429	0	0.000	0	0	0.000	0.000
Public- Institutions	E-Voting	1284,25,262	70172686	54.641	599,70,051	102,02,635	85.461	14.539
	Instapoll	1284,25,262	0	0.000	0	0	0.000	0.000
	Postal Ballot	1284,25,262	0	0.000	0	0	0.000	0.000
	Total	1284,25,262	701,72,686	54.641	599,70,051	102,02,635	85.461	14.539
Public- Non Institutions	E-Voting	2258,94,201	139629434	61.812	1396,29,434	0	100.000	0.000
	Instapoll	2258,94,201	7998	0.004	7998	0	100.000	0.000
	Postal Ballot	2258,94,201	0	0.000	0	0	0.000	0.000
	Total	2258,94,201	1396,37,432	61.815	1396,37,432	0	100.000	0.000
Total	4935,14,892	2098,10,118	42.513	1996,07,483	102,02,635	95.137	4.863	

voting by members holding Partly paid up Equity Shares of face value of Rs. 2 each, with paid up value Rs.1.10 per share

(having 55% Voting Rights on each share held by them) (PPS)

Category	Mode of Voting	No. of shares held (1)	No. of votes polled (2)	% of Votes Polled on outstanding shares (3)=[(2)/(1)]*100	No. of Votes – in favour (4)	No. of Votes – against (5)	% of Votes in favour on votes polled (6)=[(4)/(2)]*100	% of Votes against on votes polled (7)=[(5)/(2)]*100
Promoter and Promoter Group	E-Voting	357,88,434	0	0.000	0	0	0.000	0.000
	Instapoll	357,88,434	0	0.000	0	0	0.000	0.000
	Postal Ballot	357,88,434	0	0.000	0	0	0.000	0.000
	Total	357,88,434	0	0.000	0	0	0.000	0.000
Public- Institutions	E-Voting	104,54,988	82,82,031	79.216	82,82,031	0	100.000	0.000
	Instapoll	104,54,988	0	0.000	0	0	0.000	0.000
	Postal Ballot	104,54,988	0	0.000	0	0	0.000	0.000
	Total	104,54,988	82,82,031	79.216	82,82,031	0	100.000	0.000
Public- Non Institutions	E-Voting	365,60,442	181,01,387	49.511	154,67,158	26,34,229	85.447	14.553
	Instapoll	365,60,442	6,433	0.018	6,433	0	100.000	0.000
	Postal Ballot	365,60,442	0	0.000	0	0	0.000	0.000
	Total	365,60,442	181,07,820	49.528	154,73,591	26,34,229	85.453	14.547
Total	828,03,864	263,89,851	31.870	237,55,622	26,34,229	90.018	9.982	

voting by members holding Partly paid up Equity Shares of face value of Rs. 2 each, with paid up value Re.0.80 per share

(having 40% Voting Rights on each share held by them) (PPS)

Category	Mode of Voting	No. of shares held (1)	No. of votes polled (2)	% of Votes Polled on outstanding shares (3)=[(2)/(1)]*100	No. of Votes – in favour (4)	No. of Votes – against (5)	% of Votes in favour on votes polled (6)=[(4)/(2)]*100	% of Votes against on votes polled (7)=[(5)/(2)]*100
Promoter and Promoter Group	E-Voting	0	0	0.000	0	0	0.000	0.000
	Instapoll	0	0	0.000	0	0	0.000	0.000
	Postal Ballot	0	0	0.000	0	0	0.000	0.000
	Total	0	0	0.000	0	0	0.000	0.000
Public- Institutions	E-Voting	464	0	0.000	0	0	0.000	0.000
	Instapoll	464	0	0.000	0	0	0.000	0.000
	Postal Ballot	464	0	0.000	0	0	0.000	0.000
	Total	464	0	0.000	0	0	0.000	0.000
Public- Non Institutions	E-Voting	1,04,790	0	0.000	0	0	0.000	0.000
	Instapoll	1,04,790	0	0.000	0	0	0.000	0.000
	Postal Ballot	1,04,790	0	0.000	0	0	0.000	0.000
	Total	1,04,790	0	0.000	0	0	0.000	0.000
Total	1,05,254	0	0.000	0	0	0.000	0.000	

Combined voting by members -Based on the Voting Rights (FPS-100% ; PPS-55%; PPS- 40%) held by them

Category	Mode of Voting	Voting Rights Held (1)	Voting Rights Polled (2)	% of Voting Rights Polled on outstanding Voting Rights (3)=[(2)/(1)]*100	No. of Voting Rights - in favour (4)	No. of Voting Rights - against (5)	% of Voting Rights in favour on Voting Rights polled (6)=[(4)/(2)]*100	% of Voting Rights against on Voting Rights polled (7)=[(5)/(2)]*100
Promoter and Promoter Group	E-Voting	1588,79,067.70	0	0.000	0	0	0.000	0.000
	Instapoll	1588,79,067.70	0	0.000	0	0	0.000	0.000
	Postal Ballot	1588,79,067.70	0	0.000	0	0	0.000	0.000
	Total	1588,79,067.70	0	0.000	0	0	0.000	0.000
Public- Institutions	E-Voting	1341,75,691.00	747,27,803.05	55.694	645,25,168.05	102,02,635.0	86.347	13.653
	Instapoll	1341,75,691.00	-	0.000	-	0.0	0.000	0.000
	Postal Ballot	1341,75,691.00	0	0.000	0	0	0.000	0.000
	Total	1341,75,691.00	747,27,803.05	55.694	645,25,168.05	102,02,635.0	86.347	13.653
Public- Non Institutions	E-Voting	2460,44,360.10	1495,85,196.85	60.796	1481,36,370.90	14,48,825.95	99.031	0.969
	Instapoll	2460,44,360.10	11,536.15	0.005	11,536.15	0.00	100.000	0.000
	Postal Ballot	2460,44,360.10	0	0.000	0	0	0.000	0.000
	Total	2460,44,360.10	1495,96,733.00	60.801	1481,47,907.05	14,48,825.95	99.032	0.968
Total	5390,99,118.80	2243,24,536.05	41.611	2126,73,075.10	116,51,460.95	94.806	5.194	

Agenda item no. 15: Approval for issue of Non-Convertible Debentures, of the Company, on private placement basis.

Resolution required: (Ordinary/ Special)		Special						
Whether promoter/ promoter group are interested in the agenda/resolution?		No						
voting by members holding fully paid up Equity Shares of face value of Rs. 2 each (having 100% Voting Rights on each share held by them) (FPS)								
Category	Mode of Voting	No. of shares held (1)	No. of votes polled (2)	% of Votes Polled on outstanding shares (3)=[(2)/(1)]*100	No. of Votes – in favour (4)	No. of Votes – against (5)	% of Votes in favour on votes polled (6)=[(4)/(2)]*100	% of Votes against on votes polled (7)=[(5)/(2)]*100
Promoter and Promoter Group	E-Voting	1391,95,429	1391,95,429	100.000	1391,95,429	0	100.000	0.000
	Instapoll	1391,95,429	0	0.000	0	0	0.000	0.000
	Postal Ballot	1391,95,429	0	0.000	0	0	0.000	0.000
	Total	1391,95,429	1391,95,429	100.000	1391,95,429	0	100.000	0.000
Public- Institutions	E-Voting	1284,25,262	70172686	54.641	701,72,686	0	100.000	0.000
	Instapoll	1284,25,262	0	0.000	0	0	0.000	0.000
	Postal Ballot	1284,25,262	0	0.000	0	0	0.000	0.000
	Total	1284,25,262	701,72,686	54.641	701,72,686	0	100.000	0.000
Public- Non Institutions	E-Voting	2258,94,201	139629434	61.812	1396,29,342	92	100.000	0.000
	Instapoll	2258,94,201	7998	0.004	7998	0	100.000	0.000
	Postal Ballot	2258,94,201	0	0.000	0	0	0.000	0.000
	Total	2258,94,201	1396,37,432	61.815	1396,37,340	92	100.000	0.000
Total		4935,14,892	3490,05,547	70.718	3490,05,455	92	100.000	0.000

voting by members holding Partly paid up Equity Shares of face value of Rs. 2 each, with paid up value Rs.1.10 per share (having 55% Voting Rights on each share held by them) (PPS)

Category	Mode of Voting	No. of shares held (1)	No. of votes polled (2)	% of Votes Polled on outstanding shares (3)=[(2)/(1)]*100	No. of Votes – in favour (4)	No. of Votes – against (5)	% of Votes in favour on votes polled (6)=[(4)/(2)]*100	% of Votes against on votes polled (7)=[(5)/(2)]*100
Promoter and Promoter Group	E-Voting	357,88,434	357,88,434	100.000	357,88,434	0	100.000	0.000
	Instapoll	357,88,434	0	0.000	0	0	0.000	0.000
	Postal Ballot	357,88,434	0	0.000	0	0	0.000	0.000
	Total	357,88,434	357,88,434	100.000	357,88,434	0	100.000	0.000
Public- Institutions	E-Voting	104,54,988	82,82,031	79.216	82,82,031	0	100.000	0.000
	Instapoll	104,54,988	0	0.000	0	0	0.000	0.000
	Postal Ballot	104,54,988	0	0.000	0	0	0.000	0.000
	Total	104,54,988	82,82,031	79.216	82,82,031	0	100.000	0.000
Public- Non Institutions	E-Voting	365,60,442	181,01,387	49.511	181,01,387	0	100.000	0.000
	Instapoll	365,60,442	6,433	0.018	6,433	0	100.000	0.000
	Postal Ballot	365,60,442	0	0.000	0	0	0.000	0.000
	Total	365,60,442	181,07,820	49.528	181,07,820	0	100.000	0.000
Total		828,03,864	621,78,285	75.091	621,78,285	0	100.000	0.000

voting by members holding Partly paid up Equity Shares of face value of Rs. 2 each, with paid up value Re.0.80 per share (having 40% Voting Rights on each share held by them) (PPS)

Category	Mode of Voting	No. of shares held (1)	No. of votes polled (2)	% of Votes Polled on outstanding shares (3)=[(2)/(1)]*100	No. of Votes – in favour (4)	No. of Votes – against (5)	% of Votes in favour on votes polled (6)=[(4)/(2)]*100	% of Votes against on votes polled (7)=[(5)/(2)]*100
Promoter and Promoter Group	E-Voting	0	0	0.000	0	0	0.000	0.000
	Instapoll	0	0	0.000	0	0	0.000	0.000
	Postal Ballot	0	0	0.000	0	0	0.000	0.000
	Total	0	0	0.000	0	0	0.000	0.000
Public- Institutions	E-Voting	464	0	0.000	0	0	0.000	0.000
	Instapoll	464	0	0.000	0	0	0.000	0.000
	Postal Ballot	464	0	0.000	0	0	0.000	0.000
	Total	464	0	0.000	0	0	0.000	0.000
Public- Non Institutions	E-Voting	1,04,790	0	0.000	0	0	0.000	0.000
	Instapoll	1,04,790	0	0.000	0	0	0.000	0.000
	Postal Ballot	1,04,790	0	0.000	0	0	0.000	0.000
	Total	1,04,790	0	0.000	0	0	0.000	0.000
Total		1,05,254	0	0.000	0	0	0.000	0.000

Combined voting by members -Based on the Voting Rights (FPS-100% ; PPS-55%; PPS- 40%) held by them

Category	Mode of Voting	Voting Rights Held (1)	Voting Rights Polled (2)	% of Voting Rights Polled on outstanding Voting Rights (3)=[(2)/(1)]*100	No. of Voting Rights - in favour (4)	No. of Voting Rights - against (5)	% of Voting Rights in favour on Voting Rights polled (6)=[(4)/(2)]*100	% of Voting Rights against on Voting Rights polled (7)=[(5)/(2)]*100
Promoter and Promoter Group	E-Voting	1588,79,067.70	1588,79,067.70	100.000	1588,79,067.70	0	100.000	0.000
	Instapoll	1588,79,067.70	0	0.000	0	0	0.000	0.000
	Postal Ballot	1588,79,067.70	0	0.000	0	0	0.000	0.000
	Total	1588,79,067.70	1588,79,067.70	100.000	1588,79,067.70	0	100.000	0.000
Public- Institutions	E-Voting	1341,75,691.00	747,27,803.05	55.694	747,27,803.05	0.0	100.000	0.000
	Instapoll	1341,75,691.00	-	0.000	-	0.0	0.000	0.000
	Postal Ballot	1341,75,691.00	0	0.000	0	0	0.000	0.000
	Total	1341,75,691.00	747,27,803.05	55.694	747,27,803.05	0.00	100.000	0.000
Public- Non Institutions	E-Voting	2460,44,360.10	1495,85,196.85	60.796	1495,85,104.85	92.00	100.000	0.000
	Instapoll	2460,44,360.10	11,536.15	0.005	11,536.15	0.00	100.000	0.000
	Postal Ballot	2460,44,360.10	0	0.000	0	0	0.000	0.000
	Total	2460,44,360.10	1495,96,733.00	60.801	1495,96,641.00	92.00	100.000	0.000
Total		5390,99,118.80	3832,03,603.75	71.082	3832,03,511.75	92.00	100.000	0.000

For Indiabulls Ventures Limited


Lalit Sharma
Company Secretary
Date: September 25, 2020



Swati Jain & Associates

Chartered Accountant

CA Swati Jain

Cell: 9810774059

GSTIN: 06AGRPJ1947N1ZS

FORM NO. MGT - 13

Report of Scrutinizer(s)

[Pursuant to the Section 108 & 109 of the Companies Act, 2013 and rule 20 (4)(xii) and 21 (2) of the Companies (Management and Administration) Rules, 2014]

Consolidated Scrutinizer Report

To,


The Chairman

25th Annual General Meeting of the Equity Shareholders of Indiabulls Ventures Limited held on September 25, 2020 at 2:00 P.M. through Video Conferencing (VC) / Other Audio Visual Means (OAVM)

Dear Sir,

I, Swati Jain (Membership No. 526173), Proprietor of M/s. Swati Jain & Associates, Practicing Chartered Accountants, having our office at D-905, Park View Ananda, Bestech, Sector-81, Gurugram- 122 004, Haryana, was appointed as the scrutinizer of Indiabulls Ventures Limited ("the Company") for the purpose of scrutinizing the E-voting (both Remote E-voting and Insta poll) process, in a fair and transparent manner and ascertaining the requisite majority on e-voting, carried out as per the provisions of Companies Act, 2013 and Rule 20 of the Companies (Management and Administration) Rules, 2014, as amended, on the below mentioned resolution(s) at the 25th Annual General Meeting ("AGM") of the Equity Shareholders of the Company, held on September 25, 2020 at 2:00 P.M., through Video Conferencing ("VC") / Other Audio Visual Means ("OAVM") and deemed to be conducted at the Registered office of the Company at M-62 & 63, First Floor, Connaught Place, New Delhi - 110 001. We hereby submit our Report on consolidated voting as under:

1. In terms of General Circular No. 14/2020 dated 8th April, 2020, 17/2020 dated 13th April, 2020, 22/2020 dated 15th June, 2020, issued by Ministry of Corporate Affairs, and Circular No. SEBI/HO/CFD/CMD1/CIR/P/2020/79 dated 12th May, 2020, issued by SEBI ("Circulars"), the Company had sent the AGM Notice dated August 28, 2020, through electronic mode to those members whose email addresses were registered with the Company/Depositories. Accordingly, the communication of assent and dissent of members on the Resolution(s) proposed in the AGM Notice dated August 28, 2020, took place, only through the remote e-voting system and e-voting system during the AGM.
2. The e-voting facility, both for e-voting prior to AGM (remote e-voting) and voting at the AGM by electronics means (e-voting), was provided by KFin Technologies Private Limited (Kfintech).
3. The remote e-voting remained open from Tuesday, September 22, 2020 at 10:00 A.M. to Thursday, September 24, 2020 upto 5:00 P.M.
4. The members holding shares as on the "cut off" date i.e. September 18, 2020, were entitled to vote on the proposed resolutions (item no(s). 1 to 15 as set out in the Notice dated August 28, 2020, convening this 25th Annual General Meeting of Indiabulls Ventures Limited).
5. The facility for e-voting (Insta Poll) was provided at the 25th Annual General Meeting on Friday, September 25, 2020 for those members who attended the meeting but not voted through remote e-voting facility, and such e-voting was blocked after half an hour of its commencement.



Address: jain.swati52@yahoo.com, ca.swatijain07@gmail.com

Address: D-905, Park View Ananda, Bestech, Sector-81, Gurugram- 122 004, Haryana



Swati Jain & Associates

Chartered Accountant

CA Swati Jain

Cell: 9810774059

GSTIN: 06AGRPJ1947N1ZS

6. Thereafter the details containing, inter-alia, list of equity shareholders, who voted "For" and "Against", were downloaded from the e-voting website of KFin Technologies Private Limited i.e. <https://evoting.karvy.com> containing information for both i.e. remote e-voting and votes by e-voting during the AGM (Insta Poll).
7. The combined result of remote e-voting and votes by e-voting during the AGM (Insta Poll), is as under:


Item No. 1 As an Ordinary Resolution: Adoption of the Audited Standalone and Consolidated Financial Statements of the Company as at March 31, 2020 and Reports of the Board and Auditors thereon.

(i) Voted in favour of resolution:

Voting Rights	Number of members voted through remote e-voting	Number of members voted through Insta Poll (e-voting at AGM)	Number of votes casted in favour of resolution	Percentage of the total number of valid votes casted
100% voting rights- Fully paid up shares	371	8	34,90,05,465	100.000
55% voting rights- Partly paid up shares with paid up value of Rs.1.10 per share			621,78,285	100.000
40% voting rights- Partly paid up shares with paid up value of Re.0.80 per share			0	0.000

(ii) Voted against the resolution:

Voting Rights	Number of members voted through remote e-voting	Number of members voted through Insta Poll (e-voting at AGM)	Number of votes casted against resolution	Percentage of the total number of valid votes casted
100% voting rights- Fully paid up shares	10		82	0.000
55% voting rights- Partly paid up shares with paid up value of Rs.1.10 per share			0	0.000
40% voting rights- Partly paid up shares with paid up value of Re.0.80 per share			0	0.000



E-mail: jain.swati52@vahoo.com, ca.swatijain07@gmail.com

Address: D-905, Park View Ananda, Bestech, Sector-81, Gurugram- 122 004, Haryana



Swati Jain & Associates

Chartered Accountant

CA Swati Jain

Cell: 9810774059

GSTIN: 06AGRPI1947N1ZS

(iii) Invalid votes*:

Voting Rights	Total numbers of members whose votes were declared invalid	Total number of votes casted by them
100% voting rights- Fully paid up shares	5	114742
55% voting rights- Partly paid up shares with paid up value of Rs. 1.10 per share		
40% voting rights- Partly paid up shares with paid up value of Re.0.80 per share		0

*includes abstain votes.


Item No. 2 As an Ordinary Resolution: Confirmation of payment of two interim dividends aggregating to Rs. 3.25 per Fully Paid up Equity Share (and proportionate dividend on partly paid up equity shares) for the financial year 2019-20.

(i) Voted in favour of resolution:

Voting Rights	Number of members voted through remote e-voting	Number of members voted through Insta Poll (e-voting at AGM)	Number of votes casted in favour of resolution	Percentage of the total number of valid votes casted
100% voting rights- Fully paid up shares	368	8	3489,99,400	99.999
55% voting rights- Partly paid up shares with paid up value of Rs. 1.10 per share			621,78,285	100.000
40% voting rights- Partly paid up shares with paid up value of Re.0.80 per share			0	0.000

(ii) Voted against the resolution:

Voting Rights	Number of members voted through remote e-voting	Number of members voted through Insta Poll (e-voting at AGM)	Number of votes casted against resolution	Percentage of the total number of valid votes casted
100% voting rights- Fully paid up shares	13	0	1,817	0.001



E-mail: jain.swati52@yahoo.com, ca.swati@jain07@gmail.com

Address: D-905, Park View Ananda, Bestech, Sector-81, Gurugram- 122 004, Haryana



Swati Jain & Associates

Chartered Accountant

CA Swati Jain

Cell: 9810774059

GSTIN: 06AGRPJ1947N1ZS

paid up shares with paid up value of Rs.1.10 per share				
40% voting rights- Partly paid up shares with paid up value of Re.0.80 per share			0	0.000

(iii) Invalid votes*:

Voting Rights	Total numbers of members whose votes were declared invalid	Total number of votes casted by them
100% voting rights- Fully paid up shares	5	79815
55% voting rights- Partly paid up shares with paid up value of Rs.1.10 per share		0
40% voting rights- Partly paid up shares with paid up value of Re.0.80 per share		0

*includes abstain votes.

Item No. 3 As an Ordinary Resolution: Re-appointment of Mr. Divyesh Bharatkumar Shah (DIN: 00010933), a Whole Time Director & Key Managerial Personnel, designated as Chief Operating Officer, who retires by rotation and being eligible, offers himself for re-appointment.

(i) Voted in favour of resolution:

Voting Rights	Number of members voted through remote e-voting	Number of members voted through Insta Poll (e-voting at AGM)	Number of votes casted in favour of resolution	Percentage of the total number of valid votes casted
100% voting rights- Fully paid up shares	306	8	3366,32,108	96.455
55% voting rights- Partly paid up shares with paid up value of Rs.1.10 per share			621,78,285	100.000
40% voting rights- Partly paid up shares with paid up value of Re.0.80 per share			0	0.000

(ii) Voted against the resolution:

E-mail: jain.swati52@yahoo.com, ca.swatijain07@gmail.com

Address: D-905, Park View Ananda, Bestech, Sector-81, Gurugram- 122 004, Haryana





Swati Jain & Associates

Chartered Accountant

CA Swati Jain

Cell: 9810774059

GSTIN: 06AGRPJ1947N1ZS

Voting Rights	Number of members voted through remote e-voting	Number of members voted through Insta Poll (e-voting at AGM)	Number of votes casted against of resolution	Percentage of the total number of valid votes casted
100% voting rights- Fully paid up shares	74	0	123,73,439	3.545
55% voting rights- Partly paid up shares with paid up value of Rs.1.10 per share			0	0.000
40% voting rights- Partly paid up shares with paid up value of Re.0.80 per share			0	0.000

(iii) Invalid votes*:

Voting Rights	Total numbers of members whose votes were declared invalid	Total number of votes casted by them
100% voting rights- Fully paid up shares	6	10916518
55% voting rights- Partly paid up shares with paid up value of Rs.1.10 per share		0
40% voting rights- Partly paid up shares with paid up value of Re.0.80 per share		0

*includes abstain votes.

Item No. 4 As a Special Resolution: Approval to offer, issue and allot 10,500,000 fully paid-up equity shares of the Company to M/s Ribbit Cayman IN Holdings VI, Ltd., on Preferential Basis.

(i) Voted in favour of resolution:

Voting Rights	Number of members voted through remote e-voting	Number of members voted through Insta Poll (e-voting at AGM)	Number of votes casted in favour of resolution	Percentage of the total number of valid votes casted
100% voting rights- Fully paid up shares	368	8	3490,05,054	100.000
55% voting rights- Partly paid up shares with paid			621,78,285	100.000

E-mail: jain.swati52@yahoo.com, ca.swatijain07@gmail.com

Address: D-905, Park View Ananda, Bestech, Sector-81, Gurugram- 122 004, Haryana





Swati Jain & Associates

Chartered Accountant

CA Swati Jain

Cell: 9810774059

GSTIN: 06AGRPJ1947N1ZS

up value of Rs.1.10 per share				
40% voting rights- Partly paid up shares with paid up value of Re.0.80 per share			0	0.000

(ii) Voted against the resolution:

Voting Rights	Number of members voted through remote e-voting	Number of members voted through Insta Poll (e-voting at AGM)	Number of votes casted against resolution	Percentage of the total number of valid votes casted
100% voting rights- Fully paid up shares	13	0	493	0.000
55% voting rights- Partly paid up shares with paid up value of Rs.1.10 per share			0	0.000
40% voting rights- Partly paid up shares with paid up value of Re.0.80 per share			0	0.000

(iii) Invalid votes*:

Voting Rights	Total numbers of members whose votes were declared invalid	Total number of votes casted by them
100% voting rights- Fully paid up shares	5	79815
55% voting rights- Partly paid up shares with paid up value of Rs.1.10 per share		0
40% voting rights- Partly paid up shares with paid up value of Re.0.80 per share		0

*includes abstain votes.

Item No. 5 As a Special Resolution: Approval to offer, issue and allot 8,400,000 fully paid-up equity shares of the Company to M/s NWI Emerging Market Fixed Income Master Fund, Ltd., on Preferential Basis.

(i) Voted in favour of resolution:

Voting Rights	Number of members	Number of members	Number of votes casted in	Percentage of the total
---------------	-------------------	-------------------	---------------------------	-------------------------

E-mail: jain.swati52@yahoo.com, ca.swatijain07@gmail.com

Address: D-905, Park View Ananda, Bestech, Sector-81, Gurugram- 122 004, Haryana





Swati Jain & Associates

Chartered Accountant

CA Swati Jain

Cell: 9810774059

GSTIN: 06AGRPJ1947N1ZS

	voted through remote e-voting	voted through Insta Poll (e-voting at AGM)	favour of resolution	number of valid votes casted
100% voting rights- Fully paid up shares	368	8	3490,05,054	100.000
55% voting rights- Partly paid up shares with paid up value of Rs.1.10 per share			621,78,285	100.000
40% voting rights- Partly paid up shares with paid up value of Re.0.80 per share			0	0.000

(ii) Voted against the resolution:

Voting Rights	Number of members voted through remote e-voting	Number of members voted through Insta Poll (e-voting at AGM)	Number of votes casted against of resolution	Percentage of the total number of valid votes casted
100% voting rights- Fully paid up shares	13	0	493	0.000
55% voting rights- Partly paid up shares with paid up value of Rs.1.10 per share			0	0.000
40% voting rights- Partly paid up shares with paid up value of Re.0.80 per share			0	0.000

(iii) Invalid votes*:

Voting Rights	Total numbers of members whose votes were declared invalid	Total number of votes casted by them
100% voting rights- Fully paid up shares	5	79815
55% voting rights- Partly paid up shares with paid up value of Rs.1.10 per share		0
40% voting rights- Partly paid up shares with paid up value of Re.0.80 per share		0

*includes abstain votes.

E-mail: jain.swati52@yahoo.com, ca.swatijain07@gmail.com

Address: D-905, Park View Ananda, Bestech, Sector-81, Gurugram- 122 004, Haryana





Swati Jain & Associates

Chartered Accountant

CA Swati Jain

Cell: 9810774059

GSTIN: 06AGRPJ1947N1ZS

Item No. 6 As a Special Resolution: Approval to offer, issue and allot 4,200,000 fully paid-up equity shares of the Company to M/s Inteligo Bank Ltd, on Preferential Basis.

(i) Voted in favour of resolution:

Voting Rights	Number of members voted through remote e-voting	Number of members voted through Insta Poll (e-voting at AGM)	Number of votes casted in favour of resolution	Percentage of the total number of valid votes casted
100% voting rights- Fully paid up shares	368	8	3490,05,054	100.000
55% voting rights- Partly paid up shares with paid up value of Rs.1.10 per share			621,78,285	100.000
40% voting rights- Partly paid up shares with paid up value of Re.0.80 per share			0	0.000

(ii) Voted against the resolution:

Voting Rights	Number of members voted through remote e-voting	Number of members voted through Insta Poll (e-voting at AGM)	Number of votes casted against of resolution	Percentage of the total number of valid votes casted
100% voting rights- Fully paid up shares	13	0	493	0.000
55% voting rights- Partly paid up shares with paid up value of Rs.1.10 per share			0	0.000
40% voting rights- Partly paid up shares with paid up value of Re.0.80 per share			0	0.000

(iii) Invalid votes*:

E-mail: jain.swati52@yahoo.com, ca.swatijain07@gmail.com

Address: D-905, Park View Ananda, Bestech, Sector-81, Gurugram- 122 004, Haryana





Swati Jain & Associates

Chartered Accountant

CA Swati Jain

Cell: 9810774059

GSTIN: 06AGRPJ1947NIZS

Voting Rights	Total numbers of members whose votes were declared invalid	Total number of votes casted by them
100% voting rights- Fully paid up shares	5	79815
55% voting rights- Partly paid up shares with paid up value of Rs.1.10 per share		0
40% voting rights- Partly paid up shares with paid up value of Re.0.80 per share		0

*includes abstain votes.

Item No. 7 As a Special Resolution: Approval to offer, issue and allot 4,200,000 fully paid-up equity shares of the Company to M/s First Royalty Ventures LLC, on Preferential Basis.

(i) Voted in favour of resolution:

Voting Rights	Number of members voted through remote e-voting	Number of members voted through Insta Poll (e-voting at AGM)	Number of votes casted in favour of resolution	Percentage of the total number of valid votes casted
100% voting rights- Fully paid up shares	368	8	3490,05,054	100.000
55% voting rights- Partly paid up shares with paid up value of Rs.1.10 per share			621,78,285	100.000
40% voting rights- Partly paid up shares with paid up value of Re.0.80 per share			0	0.000

(ii) Voted against the resolution:

Voting Rights	Number of members voted through remote e-voting	Number of members voted through Insta Poll (e-voting at AGM)	Number of votes casted against of resolution	Percentage of the total number of valid votes casted
100% voting rights- Fully paid up shares	13	0	493	0.000
55% voting rights- Partly paid up shares with paid up value of Rs.1.10 per share			0	0.000

E-mail: jain.swati52@yahoo.com, ca.swatijain07@gmail.com

Address: D-905, Park View Ananda, Bestech, Sector-81, Gurugram- 122 004, Haryana





Swati Jain & Associates

Chartered Accountant

CA Swati Jain

Cell: 9810774059

GSTIN: 06AGRPJ1947NIZS

40% voting rights- Partly paid up shares with paid up value of Re.0.80 per share		0	0.000
--	--	---	-------

(iii) Invalid votes*:

Voting Rights	Total numbers of members whose votes were declared invalid	Total number of votes casted by them
100% voting rights- Fully paid up shares	5	79815
55% voting rights- Partly paid up shares with paid up value of Rs.1.10 per share		0
40% voting rights- Partly paid up shares with paid up value of Re.0.80 per share		0

*includes abstain votes.

Item No. 8 As a Special Resolution: Approval to offer, issue and allot 3,780,000 fully paid-up equity shares of the Company to M/s TIMF Holdings and 2,520,000 fully paid-up equity shares of the Company to M/s Think India Opportunities Master Fund LP, on Preferential Basis.

(i) Voted in favour of resolution:

Voting Rights	Number of members voted through remote e-voting	Number of members voted through Insta Poll (e-voting at AGM)	Number of votes casted in favour of resolution	Percentage of the total number of valid votes casted
100% voting rights- Fully paid up shares	368	8	3490,05,054	100.000
55% voting rights- Partly paid up shares with paid up value of Rs.1.10 per share			621,78,285	100.000
40% voting rights- Partly paid up shares with paid up value of Re.0.80 per share			0	0.000

(ii) Voted against the resolution:

E-mail: jain.swati52@yahoo.com, ca.swatijain07@gmail.com

Address: D-085, Park View Ananda, Bestech, Sector-81, Gurugram- 122 004, Haryana





Swati Jain & Associates

Chartered Accountant

CA Swati Jain

Cell: 9810774059

GSTIN: 06AGRPJ1947N1ZS

Voting Rights	Number of members voted through remote e-voting	Number of members voted through Insta Poll (e-voting at AGM)	Number of votes casted against of resolution	Percentage of the total number of valid votes casted
100% voting rights- Fully paid up shares	13	0	493	0.000
55% voting rights- Partly paid up shares with paid up value of Rs.1.10 per share			0	0.000
40% voting rights- Partly paid up shares with paid up value of Re.0.80 per share			0	0.000

(iii) Invalid votes*:

Voting Rights	Total numbers of members whose votes were declared invalid	Total number of votes casted by them
100% voting rights- Fully paid up shares	5	79815
55% voting rights- Partly paid up shares with paid up value of Rs.1.10 per share		0
40% voting rights- Partly paid up shares with paid up value of Re.0.80 per share		0

*includes abstain votes.

Item No. 9 As a Special Resolution: Approval for change in the name of the Company from 'Indiabulls Ventures Limited' to 'Dhani Services Limited' and consequential amendment to Memorandum of Association and Articles of Association of the Company.

(i) Voted in favour of resolution:

Voting Rights	Number of members voted through remote e-voting	Number of members voted through Insta Poll (e-voting at AGM)	Number of votes casted in favour of resolution	Percentage of the total number of valid votes casted
100% voting rights- Fully paid up shares	368	8	3490,05,449	100.000
55% voting rights- Partly paid up shares with paid up value of Rs.1.10 per			621,78,285	100.000

E-mail: jain.swati52@yahoo.com, ca.swatijain07@gmail.com

Address: D-905, Park View Ananda, Bestech, Sector-81, Gurugram- 122 004, Haryana





Swati Jain & Associates

Chartered Accountant

CA Swati Jain

Cell: 9810774059

GSTIN: 06AGRPJ1947N1ZS

share				
40% voting rights- Partly paid up shares with paid up value of Re.0.80 per share			0	0.000

(ii) Voted against the resolution:

Voting Rights	Number of members voted through remote e-voting	Number of members voted through Insta Poll (e-voting at AGM)	Number of votes casted against resolution	Percentage of the total number of valid votes casted
100% voting rights- Fully paid up shares	13	0	98	0.000
55% voting rights- Partly paid up shares with paid up value of Rs.1.10 per share			0	0.000
40% voting rights- Partly paid up shares with paid up value of Re.0.80 per share			0	0.000

(iii) Invalid votes*:

Voting Rights	Total numbers of members whose votes were declared invalid	Total number of votes casted by them
100% voting rights- Fully paid up shares	5	79991
55% voting rights- Partly paid up shares with paid up value of Rs.1.10 per share		0
40% voting rights- Partly paid up shares with paid up value of Re.0.80 per share		0

*includes abstain votes.

Item No. 10 As a Special Resolution: Approval for amendment in the Articles of Association of the Company.

(i) Voted in favour of resolution:

Voting Rights	Number of	Number of	Number of	Percentage of
---------------	-----------	-----------	-----------	---------------

E-mail: jain.swatis2@yahoo.com, ca.swatijain07@gmail.com

Address: D-908, Park View Ananda, Bestech, Sector-81, Gurugram- 122 004, Haryana





Swati Jain & Associates

Chartered Accountant

CA Swati Jain

Cell: 9810774059

GSTIN: 06AGRPJ1947N1ZS

	members voted through remote e- voting	members voted through Insta Poll (e- voting at AGM)	votes casted in favour of resolution	the total number of valid votes casted
100% voting rights- Fully paid up shares	368	8	3487,47,399	99.926
55% voting rights- Partly paid up shares with paid up value of Rs.1.10 per share			621,01,803	99.877
40% voting rights- Partly paid up shares with paid up value of Re.0.80 per share			0	0.000

(ii) Voted against the resolution:

Voting Rights	Number of members voted through remote e- voting	Number of members voted through Insta Poll (e-voting at AGM)	Number of votes casted against of resolution	Percentage of the total number of valid votes casted
100% voting rights- Fully paid up shares	14	0	2,58,148	0.074
55% voting rights- Partly paid up shares with paid up value of Rs.1.10 per share			76,482	0.123
40% voting rights- Partly paid up shares with paid up value of Re.0.80 per share			0	0.000

(iii) Invalid votes*:

Voting Rights	Total numbers of members whose votes were declared invalid	Total number of votes casted by them

E-mail: jain.swati52@yahoo.com, ca.swatijain07@gmail.com

Address: D-905, Park View Ananda, Bestech, Sector-81, Gurugram- 122 004, Haryana





Swati Jain & Associates

Chartered Accountant

CA Swati Jain

Cell: 9810774059

GSTIN: 06AGRPI1947N1ZS

100% voting rights- Fully paid up shares	4	79615
55% voting rights- Partly paid up shares with paid up value of Rs.1.10 per share		0
40% voting rights- Partly paid up shares with paid up value of Re.0.80 per share		0

*includes abstain votes.

Item No. 11 As an Ordinary Resolution: Approval for the appointment of Mr. Praveen Kumar Tripathi, a retired IAS and Ex- Chief Secretary, Govt. of NCT Delhi (DIN: 02167497) as an Independent Director.

(i) Voted in favour of resolution:

Voting Rights	Number of members voted through remote e-voting	Number of members voted through Insta Poll (e-voting at AGM)	Number of votes casted in favour of resolution	Percentage of the total number of valid votes casted
100% voting rights- Fully paid up shares	370	8	3489,52,270	99.985
55% voting rights- Partly paid up shares with paid up value of Rs.1.10 per share			621,59,068	99.969
40% voting rights- Partly paid up shares with paid up value of Re.0.80 per share			0	0.000

(ii) Voted against the resolution:

Voting Rights	Number of members voted through remote e-voting	Number of members voted through Insta Poll (e-voting at AGM)	Number of votes casted against of resolution	Percentage of the total number of valid votes casted
100% voting rights- Fully paid up shares	12		53,277	0.015
55% voting rights- Partly paid up shares with paid up value of Rs.1.10 per share			19,217	0.031
40% voting rights- Partly paid up shares with paid up value of Re.0.80 per			0	0.000

E-mail: jain.swati52@yahoo.com, ca.swatijain07@gmail.com

Address: 109/15, Park View Ananda, Bestech, Sector-81, Gurugram- 122 004, Haryana





Swati Jain & Associates

Chartered Accountant

CA Swati Jain

Cell: 9810774059

GSTIN: 06AGRPJ1947N1ZS

share				
-------	--	--	--	--

(iii) Invalid votes*:

Voting Rights	Total numbers of members whose votes were declared invalid	Total number of votes casted by them
100% voting rights- Fully paid up shares	4	79615
55% voting rights- Partly paid up shares with paid up value of Rs.1.10 per share		0
40% voting rights- Partly paid up shares with paid up value of Re.0.80 per share		0

*includes abstain votes.

Item No. 12 As an Ordinary Resolution: Approval for the appointment of Dr. Narendra Damodar Jadhav (Former Member Planning Commission and Chief Economist of Reserve Bank of India) (DIN: 02435444) as an Independent Director.

(i) Voted in favour of resolution:

Voting Rights	Number of members voted through remote e-voting	Number of members voted through Insta Poll (e-voting at AGM)	Number of votes casted in favour of resolution	Percentage of the total number of valid votes casted
100% voting rights- Fully paid up shares	371	8	3490,05,455	100.000
55% voting rights- Partly paid up shares with paid up value of Rs.1.10 per share			621,78,285	100.000
40% voting rights- Partly paid up shares with paid up value of Re.0.80 per share			0	0.000

(ii) Voted against the resolution:

Voting Rights	Number of members voted	Number of members voted	Number of votes casted against of	Percentage of the total number of

E-mail: jain.swati52@yahoo.com, ca.swatijain07@gmail.com

Address: D-905, Park View Ananda, Bestech, Sector-81, Gurugram- 122 004, Haryana





Swati Jain & Associates

Chartered Accountant

CA Swati Jain

Cell: 9810774059

GSTIN: 06AGRJ1947N1ZS

	through remote e-voting	through Insta Poll (e-voting at AGM)	resolution	valid votes casted
100% voting rights- Fully paid up shares	11	0	92	0.000
55% voting rights- Partly paid up shares with paid up value of Rs.1.10 per share			0	0.000
40% voting rights- Partly paid up shares with paid up value of Re.0.80 per share			0	0.000

(iii) Invalid votes*:

Voting Rights	Total numbers of members whose votes were declared invalid	Total number of votes casted by them
100% voting rights- Fully paid up shares	4	79615
55% voting rights- Partly paid up shares with paid up value of Rs.1.10 per share		0
40% voting rights- Partly paid up shares with paid up value of Re.0.80 per share		0

*includes abstain votes.

Item No. 13 As an Ordinary Resolution: Approval for the appointment of Mrs. Fantry Mein Jaswal, IRS (Retd.) (DIN: 07011247) as an Independent Director.

(i) Voted in favour of resolution:

Voting Rights	Number of members voted through remote e-voting	Number of members voted through Insta Poll (e-voting at AGM)	Number of votes casted in favour of resolution	Percentage of the total number of valid votes casted

E-mail: jain.swati52@yahoo.com, ca.swatijain07@gmail.com

Address: D-905, Park View Ananda, Bestech, Sector-81, Gurugram- 122 004, Haryana





Swati Jain & Associates

Chartered Accountant

CA Swati Jain

Cell: 9810774059

GSTIN: 06AGRPJ1947N1ZS

100% voting rights- Fully paid up shares	371	8	3490,05,455	100.000
55% voting rights- Partly paid up shares with paid up value of Rs.1.10 per share			621,78,285	100.000
40% voting rights- Partly paid up shares with paid up value of Re.0.80 per share			0	0.000

(ii) Voted against the resolution:

Voting Rights	Number of members voted through remote e-voting	Number of members voted through Insta Poll (e-voting at AGM)	Number of votes casted against resolution	Percentage of the total number of valid votes casted
100% voting rights- Fully paid up shares	11	0	92	0.001
55% voting rights- Partly paid up shares with paid up value of Rs.1.10 per share			0	0.000
40% voting rights- Partly paid up shares with paid up value of Re.0.80 per share			0	0.000

(iii) Invalid votes*:

Voting Rights	Total numbers of members whose votes were declared invalid	Total number of votes casted by them
100% voting rights- Fully paid up shares	4	79615
55% voting rights- Partly paid up shares with paid up value of Rs.1.10 per share		0
40% voting rights- Partly paid up shares with paid up value of Re.0.80 per share		0

*includes abstain votes.

Item No. 14 As a Special Resolution: Approval for the appointment of Mr. Sameer Gehlaut (DIN: 00060783) as a Whole time Director & Key Managerial Personnel, designated as Chairman and Chief Executive Officer (CEO) of the Company for a period of five years with effect from September 25, 2020.

E-mail: jain.swati52@yahoo.com, ca.swatijain07@gmail.com

Address: D-905, Park View Ananda, Bestech, Sector-81, Gurugram- 122 004, Haryana





Swati Jain & Associates

Chartered Accountant

CA Swati Jain

Cell: 9810774059

GSTIN: 06AGRPJ1947N1ZS

(i) Voted in favour of resolution:

Voting Rights	Number of members voted through remote e-voting	Number of members voted through Insta Poll (e-voting at AGM)	Number of votes casted in favour of resolution	Percentage of the total number of valid votes casted
100% voting rights- Fully paid up shares	295	8	1996,07,483	95.137
55% voting rights- Partly paid up shares with paid up value of Rs.1.10 per share			237,55,622	90.018
40% voting rights- Partly paid up shares with paid up value of Re.0.80 per share			0	0.000

(ii) Voted against the resolution:

Voting Rights	Number of members voted through remote e-voting	Number of members voted through Insta Poll (e-voting at AGM)	Number of votes casted against resolution	Percentage of the total number of valid votes casted
100% voting rights- Fully paid up shares	77	0	102,02,635	4.863
55% voting rights- Partly paid up shares with paid up value of Rs.1.10 per share			26,34,229	9.982
40% voting rights- Partly paid up shares with paid up value of Re.0.80 per share			0	0.000

(iii) Invalid votes*:

Voting Rights	Total numbers of members whose votes were declared invalid	Total number of votes casted by them
100% voting rights- Fully paid up	14	175063478

E-mail: jain.swati52@yahoo.com, ca.swatijain07@gmail.com

Address- D-905, Park View Ananda, Bestech, Sector-81, Gurugram- 122 004, Haryana





Swati Jain & Associates

Chartered Accountant

CA Swati Jain

Cell: 9810774059

GSTIN: 06AGRPJ1947N1ZS

shares		
55% voting rights- Partly paid up shares with paid up value of Rs.1.10 per share		0
40% voting rights- Partly paid up shares with paid up value of Re.0.80 per share		0

*includes abstain votes.

Item No. 15 As a Special Resolution: Approval for issue of Non-Convertible Debentures, of the Company, on private placement basis.

(i) Voted in favour of resolution:

Voting Rights	Number of members voted through remote e-voting	Number of members voted through Insta Poll (e-voting at AGM)	Number of votes casted in favour of resolution	Percentage of the total number of valid votes casted
100% voting rights- Fully paid up shares	370	8	3490,05,455	100.000
55% voting rights- Partly paid up shares with paid up value of Rs.1.10 per share			621,78,285	100.000
40% voting rights- Partly paid up shares with paid up value of Re.0.80 per share			0	0.000

(ii) Voted against the resolution:

Voting Rights	Number of members voted through remote e-voting	Number of members voted through Insta Poll (e-voting at AGM)	Number of votes casted against resolution	Percentage of the total number of valid votes casted
100% voting rights- Fully paid up shares	11	0	92	0.001
55% voting rights- Partly paid up shares with paid up value of Rs.1.10 per share			0	0.000
40% voting rights- Partly paid up shares with paid up value of Re.0.80 per			0	0.000

E-mail: jain.swati52@yahoo.com, ca.swatijain07@gmail.com

Address: D-905, Park View Ananda, Bestech, Sector-81, Gurugram- 122 004, Haryana





Swati Jain & Associates
Chartered Accountant
CA Swati Jain
Cell: 9810774059
GSTIN: 06AGRPJ1947NIZS

share		
(iii) Invalid votes*:		
Voting Rights	Total numbers of members whose votes were declared invalid	Total number of votes casted by them
100% voting rights- Fully paid up shares	5	79616
55% voting rights- Partly paid up shares with paid up value of Rs.1.10 per share		0
40% voting rights- Partly paid up shares with paid up value of Re.0.80 per share		0

*includes abstain votes.

- The Report of E-Voting in the format prescribed under Regulation 44 of SEBI (Listing Obligations and Disclosure Requirements) Regulations, 2015 is enclosed as Annexure – A.
- The register, all other papers and relevant records relating to electronic voting shall remain in our safe custody until the Chairman considers, approves and signs the minutes of the aforesaid 25th Annual General Meeting and thereafter the same would be handed over to the Chairman or the Company Secretary for safe keeping.

Thanking you,

Yours truly,

For M/s Swati Jain & Associates
Chartered Accountants



Swati Jain
Partner
M. No. : ACA 526173
FRN : 017147C
UDIN :20526173AAAABK4914
Date: September 25, 2020
Place: Gurugram
Encl: as above

Countersigned By:

26/9/2020
Lalit Sharma
Company Secretary
& Authorized Signatory
(on behalf of Chairman)

E-mail: jain.swati52@yahoo.com, ca.swatijain07@gmail.com
Address: D-905, Park View Ananda, Bestech, Sector-81, Gurugram- 122 004, Haryana

Agenda item no. 1: Adoption of the Audited Standalone and Consolidated Financial Statements of the Company as at March 31, 2020 and Reports of the Board and Auditors thereon.

Resolution required: (Ordinary/ Special)	Ordinary
Whether promoter/ promoter group are interested in the agenda/resolution?	No

voting by members holding fully paid up Equity Shares of face value of Rs. 2 each (having 100% Voting Rights on each share held by them) (FPS)								
Category	Mode of Voting	No. of shares held	No. of votes polled	% of Votes	No. of Votes – in	No. of Votes –	% of Votes in	% of Votes
Promoter and Promoter Group	E-Voting	139,195,429	139,195,429	100.000	139,195,429	0	100.000	0.000
	Instapoll	139,195,429	0	0.000	0	0	0.000	0.000
	Postal Ballot	139,195,429	0	0.000	0	0	0.000	0.000
	Total	139,195,429	139,195,429	100.000	139,195,429	0	100.000	0.000
Public-Institutions	E-Voting	128,425,262	70,172,686	54.641	70,172,686	0	100.000	0.000
	Instapoll	128,425,262	0	0.000	0	0	0.000	0.000
	Postal Ballot	128,425,262	0	0.000	0	0	0.000	0.000
	Total	128,425,262	70,172,686	54.641	70,172,686	0	100.000	0.000
Public- Non Institutions	E-Voting	225,894,201	139,629,434	61.812	139,629,352	82	100.000	0.000
	Instapoll	225,894,201	7998	0.004	7998	0	100.000	0.000
	Postal Ballot	225,894,201	0	0.000	0	0	0.000	0.000
	Total	225,894,201	139,637,432	61.815	139,637,350	82	100.000	0.000
Total	493,514,892	349,005,547	70.718	349,005,465	82	100.000	0.000	

voting by members holding Partly paid up Equity Shares of face value of Rs. 2 each, with paid up value Rs.1.10 per share (having 55% Voting Rights on each share held by them) (PPS)								
Category	Mode of Voting	No. of shares held (1)	No. of votes polled (2)	% of Votes Polled on outstanding shares (3)=[(2)/(1)]*100	No. of Votes – in favour (4)	No. of Votes – against (5)	% of Votes in favour on votes polled (6)=[(4)/(2)]*100	% of Votes against on votes polled (7)=[(5)/(2)]*100
Promoter and Promoter Group	E-Voting	35,788,434	35,788,434	100.000	35,788,434	0	100.000	0.000
	Instapoll	35,788,434	0	0.000	0	0	0.000	0.000
	Postal Ballot	35,788,434	0	0.000	0	0	0.000	0.000
	Total	35,788,434	35,788,434	100.000	35,788,434	0	100.000	0.000
Public-Institutions	E-Voting	10,454,988	8,282,031	79.216	8,282,031	0	100.000	0.000
	Instapoll	10,454,988	0	0.000	0	0	0.000	0.000
	Postal Ballot	10,454,988	0	0.000	0	0	0.000	0.000
	Total	10,454,988	8,282,031	79.216	8,282,031	0	100.000	0.000
Public- Non Institutions	E-Voting	36,560,442	18,101,387	49.511	18,101,387	0	100.000	0.000
	Instapoll	36,560,442	6,433	0.018	6,433	0	100.000	0.000
	Postal Ballot	36,560,442	0	0.000	0	0	0.000	0.000
	Total	36,560,442	18,107,820	49.528	18,107,820	0	100.000	0.000
Total	82,803,864	62,178,285	75.091	62,178,285	0	100.000	0.000	

voting by members holding Partly paid up Equity Shares of face value of Rs. 2 each, with paid up value Re.0.80 per share (having 40% Voting Rights on each share held by them) (PPS)								
Category	Mode of Voting	No. of shares held (1)	No. of votes polled (2)	% of Votes Polled on outstanding shares (3)=[(2)/(1)]*100	No. of Votes – in favour (4)	No. of Votes – against (5)	% of Votes in favour on votes polled (6)=[(4)/(2)]*100	% of Votes against on votes polled (7)=[(5)/(2)]*100
Promoter and Promoter Group	E-Voting	0	0	0.000	0	0	0.000	0.000
	Instapoll	0	0	0.000	0	0	0.000	0.000
	Postal Ballot	0	0	0.000	0	0	0.000	0.000
	Total	0	0	0.000	0	0	0.000	0.000
Public-Institutions	E-Voting	464	0	0.000	0	0	0.000	0.000
	Instapoll	464	0	0.000	0	0	0.000	0.000
	Postal Ballot	464	0	0.000	0	0	0.000	0.000
	Total	464	0	0.000	0	0	0.000	0.000
Public- Non Institutions	E-Voting	104,790	0	0.000	0	0	0.000	0.000
	Instapoll	104,790	0	0.000	0	0	0.000	0.000
	Postal Ballot	104,790	0	0.000	0	0	0.000	0.000
	Total	104,790	0	0.000	0	0	0.000	0.000
Total	105,254	0	0.000	0	0	0.000	0.000	

Combined voting by members -Based on the Voting Rights (FPS-100% ; PPS-55%; PPS- 40%) held by them								
Category	Mode of Voting	Voting Rights Held (1)	Voting Rights Polled (2)	% of Voting Rights Polled on outstanding Voting Rights (3)=[(2)/(1)]*100	No. of Voting Rights - in favour (4)	No. of Voting Rights - against (5)	% of Voting Rights in favour on Voting Rights polled (6)=[(4)/(2)]*100	% of Voting Rights against on Voting Rights polled (7)=[(5)/(2)]*100
Promoter and Promoter Group	E-Voting	158,879,067.70	158,879,067.70	100.000	158,879,067.70	0	100.000	0.000
	Instapoll	158,879,067.70	0	0.000	0	0	0.000	0.000
	Postal Ballot	158,879,067.70	0	0.000	0	0	0.000	0.000
	Total	158,879,067.70	158,879,067.70	100.000	158,879,067.70	0	100.000	0.000
Public-Institutions	E-Voting	134,175,691.00	74,727,803.05	55.694	74,727,803.05	0.00	100.000	0.000
	Instapoll	134,175,691.00	0	0.000	0	0.00	0.000	0.000
	Postal Ballot	134,175,691.00	0	0.000	0	0.00	0.000	0.000
	Total	134,175,691.00	74,727,803.05	55.694	74,727,803.05	0.00	100.000	0.000
Public- Non Institutions	E-Voting	246,044,360.10	149,585,196.85	60.796	149,585,114.85	82.00	100.000	0.000
	Instapoll	246,044,360.10	11,536.15	0.005	11,536.15	0.00	100.000	0.000
	Postal Ballot	246,044,360.10	0	0.000	0	0.00	0.000	0.000
	Total	246,044,360.10	149,596,733.00	60.801	149,596,651.00	82.00	100.000	0.000
Total	539,099,118.80	383,203,603.75	71.082	383,203,521.75	82.00	100.000	0.000	



Agenda item no. 2: Confirmation of payment of two interim dividends aggregating to Rs. 3.25 per Fully Paid up Equity Share (and proportionate dividend on partly paid up equity shares) for the financial year 2019-20

Resolution required: (Ordinary/ Special)		Ordinary						
Whether promoter/ promoter group are interested in the agenda/resolution?		No						
voting by members holding fully paid up Equity Shares of face value of Rs. 2 each (having 100% Voting Rights on each share held by them) (FPS)								
Category	Mode of Voting	No. of shares held (1)	No. of votes polled (2)	% of Votes Polled on outstanding shares (3)=[(2)/(1)]*100	No. of Votes - in favour (4)	No. of Votes - against (5)	% of Votes in favour on votes polled (6)=[(4)/(2)]*100	% of Votes against on votes polled (7)=[(5)/(2)]*100
Promoter and Promoter Group	E-Voting	139,195,429	139,195,429	100.000	139,195,429	0	100.000	0.000
	Instapoll	139,195,429	0	0.000	0	0	0.000	0.000
	Postal Ballot	139,195,429	0	0.000	0	0	0.000	0.000
	Total	139,195,429	139,195,429	100.000	139,195,429	0	100.000	0.000
Public-Institutions	E-Voting	128,425,262	70,172,686	54.641	70,172,686	0	100.000	0.000
	Instapoll	128,425,262	0	0.000	0	0	0.000	0.000
	Postal Ballot	128,425,262	0	0.000	0	0	0.000	0.000
	Total	128,425,262	70,172,686	54.641	70,172,686	0	100.000	0.000
Public- Non Institutions	E-Voting	225,894,201	139,625,104	61.810	139,623,287	1,817	99.999	0.001
	Instapoll	225,894,201	7998	0.004	7998	0	100.000	0.000
	Postal Ballot	225,894,201	0	0.000	0	0	0.000	0.000
	Total	225,894,201	139,633,102	61.813	139,631,285	1,817	99.999	0.001
	Total	493,514,892	349,001,217	70.717	348,999,400	1,817	99.999	0.001

voting by members holding Partly paid up Equity Shares of face value of Rs. 2 each, with paid up value Rs.1.10 per share (having 55% Voting Rights on each share held by them) (PPS)

Category	Mode of Voting	No. of shares held (1)	No. of votes polled (2)	% of Votes Polled on outstanding shares (3)=[(2)/(1)]*100	No. of Votes - in favour (4)	No. of Votes - against (5)	% of Votes in favour on votes polled (6)=[(4)/(2)]*100	% of Votes against on votes polled (7)=[(5)/(2)]*100
Promoter and Promoter Group	E-Voting	35,788,434	35,788,434	100.000	35,788,434	0	100.000	0.000
	Instapoll	35,788,434	0	0.000	0	0	0.000	0.000
	Postal Ballot	35,788,434	0	0.000	0	0	0.000	0.000
	Total	35,788,434	35,788,434	100.000	35,788,434	0	100.000	0.000
Public-Institutions	E-Voting	10,454,988	8,282,031	79.216	8,282,031	0	100.000	0.000
	Instapoll	10,454,988	0	0.000	0	0	0.000	0.000
	Postal Ballot	10,454,988	0	0.000	0	0	0.000	0.000
	Total	10,454,988	8,282,031	79.216	8,282,031	0	100.000	0.000
Public- Non Institutions	E-Voting	36,560,442	18,101,387	49.511	18,101,387	0	100.000	0.000
	Instapoll	36,560,442	6,433	0.018	6,433	0	100.000	0.000
	Postal Ballot	36,560,442	0	0.000	0	0	0.000	0.000
	Total	36,560,442	18,107,820	49.528	18,107,820	0	100.000	0.000
	Total	82,803,864	62,178,285	75.091	62,178,285	0	100.000	0.000

voting by members holding Partly paid up Equity Shares of face value of Rs. 2 each, with paid up value Re.0.80 per share (having 40% Voting Rights on each share held by them) (PPS)

Category	Mode of Voting	No. of shares held (1)	No. of votes polled (2)	% of Votes Polled on outstanding shares (3)=[(2)/(1)]*100	No. of Votes - in favour (4)	No. of Votes - against (5)	% of Votes in favour on votes polled (6)=[(4)/(2)]*100	% of Votes against on votes polled (7)=[(5)/(2)]*100
Promoter and Promoter Group	E-Voting	0	0	0.000	0	0	0.000	0.000
	Instapoll	0	0	0.000	0	0	0.000	0.000
	Postal Ballot	0	0	0.000	0	0	0.000	0.000
	Total	0	0	0.000	0	0	0.000	0.000
Public-Institutions	E-Voting	464	0	0.000	0	0	0.000	0.000
	Instapoll	464	0	0.000	0	0	0.000	0.000
	Postal Ballot	464	0	0.000	0	0	0.000	0.000
	Total	464	0	0.000	0	0	0.000	0.000
Public- Non Institutions	E-Voting	104,790	0	0.000	0	0	0.000	0.000
	Instapoll	104,790	0	0.000	0	0	0.000	0.000
	Postal Ballot	104,790	0	0.000	0	0	0.000	0.000
	Total	104,790	0	0.000	0	0	0.000	0.000
	Total	105,254	0	0.000	0	0	0.000	0.000

Combined voting by members -Based on the Voting Rights (FPS-100%; PPS-55%; PPS- 40%) held by them

Category	Mode of Voting	Voting Rights Held (1)	Voting Rights Polled (2)	% of Voting Rights Polled on outstanding Voting Rights (3)=[(2)/(1)]*100	No. of Voting Rights - in favour (4)	No. of Voting Rights - against (5)	% of Voting Rights in favour on Voting Rights polled (6)=[(4)/(2)]*100	% of Voting Rights against on Voting Rights polled (7)=[(5)/(2)]*100
Promoter and Promoter Group	E-Voting	158,879,067.70	158,879,067.70	100.000	158,879,067.70	0	100.000	0.000
	Instapoll	158,879,067.70	0	0.000	0	0	0.000	0.000
	Postal Ballot	158,879,067.70	0	0.000	0	0	0.000	0.000
	Total	158,879,067.70	158,879,067.70	100.000	158,879,067.70	0	100.000	0.000
Public-Institutions	E-Voting	134,175,691.00	74,727,803.05	55.694	74,727,803.05	0.0	100.000	0.000
	Instapoll	134,175,691.00	0	0.000	0	0.0	0.000	0.000
	Postal Ballot	134,175,691.00	0	0.000	0	0	0.000	0.000
	Total	134,175,691.00	74,727,803.05	55.694	74,727,803.05	0.0	100.000	0.000
Public- Non Institutions	E-Voting	246,044,360.10	149,580,866.85	60.794	149,579,049.85	1,817.00	99.999	0.001
	Instapoll	246,044,360.10	11,536.15	0.005	11,536.15	0.00	100.000	0.000
	Postal Ballot	246,044,360.10	0	0.000	0	0	0.000	0.000
	Total	246,044,360.10	149,592,403.00	60.799	149,590,586.00	1,817.00	99.999	0.001
	Total	539,099,118.80	383,199,273.75	71.081	383,197,456.75	1,817.00	100.000	0.000



Agenda item no. 3: Re-appointment of Mr. Dhryesh Bharatkumar Shah (DIN: 00010933), a Whole Time Director & Key Managerial Personnel, designated as Chief Operating Officer, who retires by rotation and being eligible, offers

Resolution required: (Ordinary/ Special)		Ordinary						
Whether promoter/ promoter group are interested in the agenda/resolution?		No						
voting by members holding fully paid up Equity Shares of face value of Rs. 2 each (having 100% Voting Rights on each share held by them) (FPS)								
Category	Mode of Voting	No. of shares held (1)	No. of votes polled (2)	% of Votes Polled on outstanding shares (3)=[(2)/(1)]*100	No. of Votes - in favour (4)	No. of Votes - against (5)	% of Votes in favour on votes polled (6)=[(4)/(2)]*100	% of Votes against on votes polled (7)=[(5)/(2)]*100
Promoter and Promoter Group	E-Voting	139,195,429	139,195,429	100.000	139,195,429	0	100.000	0.000
	Instapoll	139,195,429	0	0.000	0	0	0.000	0.000
	Postal Ballot	139,195,429	0	0.000	0	0	0.000	0.000
	Total	139,195,429	139,195,429	100.000	139,195,429	0	100.000	0.000
Public-Institutions	E-Voting	128,425,262	70172686	54.641	60,628,558	9,544,128	86.399	13.601
	Instapoll	128,425,262	0	0.000	0	0	0.000	0.000
	Postal Ballot	128,425,262	0	0.000	0	0	0.000	0.000
	Total	128,425,262	70,172,686	54.641	60,628,558	9,544,128	86.399	13.601
Public- Non Institutions	E-Voting	225,894,201	139629434	61.812	136,800,123	2,829,311	97.974	2.026
	Instapoll	225,894,201	7998	0.004	7998	0	100.000	0.000
	Postal Ballot	225,894,201	0	0.000	0	0	0.000	0.000
	Total	225,894,201	139,637,432	61.815	136,808,121	2,829,311	97.974	2.026
	Total	493,514,892	349,005,547	70.718	336,632,108	12,373,439	96.455	3.545

voting by members holding Partly paid up Equity Shares of face value of Rs. 2 each, with paid up value Rs.1.10 per share (having 55% Voting Rights on each share held by them) (PPS)								
Category	Mode of Voting	No. of shares held (1)	No. of votes polled (2)	% of Votes Polled on outstanding shares (3)=[(2)/(1)]*100	No. of Votes - in favour (4)	No. of Votes - against (5)	% of Votes in favour on votes polled (6)=[(4)/(2)]*100	% of Votes against on votes polled (7)=[(5)/(2)]*100
Promoter and Promoter Group	E-Voting	35,788,434	35,788,434	100.000	35,788,434	0	100.000	0.000
	Instapoll	35,788,434	0	0.000	0	0	0.000	0.000
	Postal Ballot	35,788,434	0	0.000	0	0	0.000	0.000
	Total	35,788,434	35,788,434	100.000	35,788,434	0	100.000	0.000
Public-Institutions	E-Voting	10,454,988	8,282,031	79.216	8,282,031	0	100.000	0.000
	Instapoll	10,454,988	0	0.000	0	0	0.000	0.000
	Postal Ballot	10,454,988	0	0.000	0	0	0.000	0.000
	Total	10,454,988	8,282,031	79.216	8,282,031	0	100.000	0.000
Public- Non Institutions	E-Voting	36,560,442	18,101,387	49.511	18,101,387	0	100.000	0.000
	Instapoll	36,560,442	6,433	0.018	6,433	0	100.000	0.000
	Postal Ballot	36,560,442	0	0.000	0	0	0.000	0.000
	Total	36,560,442	18,107,820	49.528	18,107,820	0	100.000	0.000
	Total	82,803,864	62,178,285	75.091	62,178,285	0	100.000	0.000

voting by members holding Partly paid up Equity Shares of face value of Rs. 2 each, with paid up value Rs.0.80 per share (having 40% Voting Rights on each share held by them) (PPS)								
Category	Mode of Voting	No. of shares held (1)	No. of votes polled (2)	% of Votes Polled on outstanding shares (3)=[(2)/(1)]*100	No. of Votes - in favour (4)	No. of Votes - against (5)	% of Votes in favour on votes polled (6)=[(4)/(2)]*100	% of Votes against on votes polled (7)=[(5)/(2)]*100
Promoter and Promoter Group	E-Voting	0	0	0.000	0	0	0.000	0.000
	Instapoll	0	0	0.000	0	0	0.000	0.000
	Postal Ballot	0	0	0.000	0	0	0.000	0.000
	Total	0	0	0.000	0	0	0.000	0.000
Public-Institutions	E-Voting	464	0	0.000	0	0	0.000	0.000
	Instapoll	464	0	0.000	0	0	0.000	0.000
	Postal Ballot	464	0	0.000	0	0	0.000	0.000
	Total	464	0	0.000	0	0	0.000	0.000
Public- Non Institutions	E-Voting	104,790	0	0.000	0	0	0.000	0.000
	Instapoll	104,790	0	0.000	0	0	0.000	0.000
	Postal Ballot	104,790	0	0.000	0	0	0.000	0.000
	Total	104,790	0	0.000	0	0	0.000	0.000
	Total	105,254	0	0.000	0	0	0.000	0.000

Combined voting by members -Based on the Voting Rights (FPS-100% ; PPS-55%; PPS- 40%) held by them								
Category	Mode of Voting	Voting Rights Held (1)	Voting Rights Polled (2)	% of Voting Rights Polled on outstanding Voting Rights (3)=[(2)/(1)]*100	No. of Voting Rights - in favour (4)	No. of Voting Rights - against (5)	% of Voting Rights in favour on Voting Rights polled (6)=[(4)/(2)]*100	% of Voting Rights against on Voting Rights polled (7)=[(5)/(2)]*100
Promoter and Promoter Group	E-Voting	158,879,067.70	158,879,067.70	100.000	158,879,067.70	0	100.000	0.000
	Instapoll	158,879,067.70	0	0.000	0	0	0.000	0.000
	Postal Ballot	158,879,067.70	0	0.000	0	0	0.000	0.000
	Total	158,879,067.70	158,879,067.70	100.000	158,879,067.70	0	100.000	0.000
Public-Institutions	E-Voting	134,175,691.00	74,727,803.05	55.694	65,183,675.05	9,544,128.00	87.228	12.772
	Instapoll	134,175,691.00	0	0.000	0	0	0.000	0.000
	Postal Ballot	134,175,691.00	0	0.000	0	0	0.000	0.000
	Total	134,175,691.00	74,727,803.05	55.694	65,183,675.05	9,544,128.00	87.228	12.772
Public- Non Institutions	E-Voting	246,044,360.10	149,585,196.85	60.796	146,755,885.85	2,829,311.00	98.109	1.891
	Instapoll	246,044,360.10	11,536.15	0.005	11,536.15	0.00	100.000	0.000
	Postal Ballot	246,044,360.10	0	0.000	0	0	0.000	0.000
	Total	246,044,360.10	149,596,733.00	60.801	146,767,422.00	2,829,311.00	98.109	1.891
	Total	539,099,118.80	383,203,603.75	71.082	370,830,164.75	12,373,439.00	96.771	3.229



Agenda item no. 4: Approval to offer, issue and allot 10,500,000 fully paid-up equity shares of the Company to M/s Ribbit Cayman IN Holdings VI, Ltd., on Preferential Basis.

Resolution required: (Ordinary/ Special) Special

Whether promoter/ promoter group are interested in the agenda/resolution? No

voting by members holding fully paid up Equity Shares of face value of Rs. 2 each (having 100% Voting Rights on each share held by them) (FPS)

Category	Mode of Voting	No. of shares held (1)	No. of votes polled (2)	% of Votes Polled on outstanding shares (3)=[(2)/(1)]*100	No. of Votes - in favour (4)	No. of Votes - against (5)	% of Votes in favour on votes polled (6)=[(4)/(2)]*100	% of Votes against on votes polled (7)=[(5)/(2)]*100
Promoter and Promoter Group	E-Voting	139,195,429	139,195,429	100.000	139,195,429	0	100.000	0.000
	Instapoll	139,195,429	0	0.000	0	0	0.000	0.000
	Postal Ballot	139,195,429	0	0.000	0	0	0.000	0.000
	Total	139,195,429	139,195,429	100.000	139,195,429	0	100.000	0.000
Public-Institutions	E-Voting	128,425,262	70172686	54.641	70,172,686	0	100.000	0.000
	Instapoll	128,425,262	0	0.000	0	0	0.000	0.000
	Postal Ballot	128,425,262	0	0.000	0	0	0.000	0.000
	Total	128,425,262	70,172,686	54.641	70,172,686	0	100.000	0.000
Public- Non Institutions	E-Voting	225,894,201	139629434	61.812	139,628,941	493	100.000	0.000
	Instapoll	225,894,201	7998	0.004	7998	0	100.000	0.000
	Postal Ballot	225,894,201	0	0.000	0	0	0.000	0.000
	Total	225,894,201	139,637,432	61.815	139,636,939	493	100.000	0.000
Total	493,514,892	349,005,547	70.718	349,005,054	493	100.000	0.000	

voting by members holding Partly paid up Equity Shares of face value of Rs. 2 each, with paid up value Rs.1.10 per share (having 55% Voting Rights on each share held by them) (PPS)

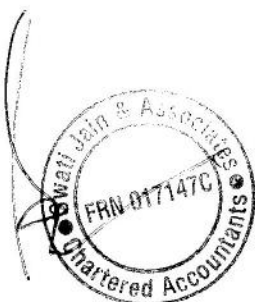
Category	Mode of Voting	No. of shares held (1)	No. of votes polled (2)	% of Votes Polled on outstanding shares (3)=[(2)/(1)]*100	No. of Votes - in favour (4)	No. of Votes - against (5)	% of Votes in favour on votes polled (6)=[(4)/(2)]*100	% of Votes against on votes polled (7)=[(5)/(2)]*100
Promoter and Promoter Group	E-Voting	35,788,434	35,788,434	100.000	35,788,434	0	100.000	0.000
	Instapoll	35,788,434	0	0.000	0	0	0.000	0.000
	Postal Ballot	35,788,434	0	0.000	0	0	0.000	0.000
	Total	35,788,434	35,788,434	100.000	35,788,434	0	100.000	0.000
Public-Institutions	E-Voting	10,454,988	8,282,031	79.216	8,282,031	0	100.000	0.000
	Instapoll	10,454,988	0	0.000	0	0	0.000	0.000
	Postal Ballot	10,454,988	0	0.000	0	0	0.000	0.000
	Total	10,454,988	8,282,031	79.216	8,282,031	0	100.000	0.000
Public- Non Institutions	E-Voting	36,560,442	18,101,387	49.511	18,101,387	0	100.000	0.000
	Instapoll	36,560,442	6,433	0.018	6,433	0	100.000	0.000
	Postal Ballot	36,560,442	0	0.000	0	0	0.000	0.000
	Total	36,560,442	18,107,820	49.528	18,107,820	0	100.000	0.000
Total	82,803,864	62,178,285	75.091	62,178,285	0	100.000	0.000	

voting by members holding Partly paid up Equity Shares of face value of Rs. 2 each, with paid up value Re.0.80 per share (having 40% Voting Rights on each share held by them) (PPS)

Category	Mode of Voting	No. of shares held (1)	No. of votes polled (2)	% of Votes Polled on outstanding shares (3)=[(2)/(1)]*100	No. of Votes - in favour (4)	No. of Votes - against (5)	% of Votes in favour on votes polled (6)=[(4)/(2)]*100	% of Votes against on votes polled (7)=[(5)/(2)]*100
Promoter and Promoter Group	E-Voting	0	0	0.000	0	0	0.000	0.000
	Instapoll	0	0	0.000	0	0	0.000	0.000
	Postal Ballot	0	0	0.000	0	0	0.000	0.000
	Total	0	0	0.000	0	0	0.000	0.000
Public-Institutions	E-Voting	464	0	0.000	0	0	0.000	0.000
	Instapoll	464	0	0.000	0	0	0.000	0.000
	Postal Ballot	464	0	0.000	0	0	0.000	0.000
	Total	464	0	0.000	0	0	0.000	0.000
Public- Non Institutions	E-Voting	104,790	0	0.000	0	0	0.000	0.000
	Instapoll	104,790	0	0.000	0	0	0.000	0.000
	Postal Ballot	104,790	0	0.000	0	0	0.000	0.000
	Total	104,790	0	0.000	0	0	0.000	0.000
Total	105,254	0	0.000	0	0	0.000	0.000	

Combined voting by members -Based on the Voting Rights (FPS-100%; PPS-55%; PPS- 40%) held by them

Category	Mode of Voting	Voting Rights Held (1)	Voting Rights Polled (2)	% of Voting Rights Polled on outstanding Voting Rights (3)=[(2)/(1)]*100	No. of Voting Rights - in favour (4)	No. of Voting Rights - against (5)	% of Voting Rights in favour on Voting Rights polled (6)=[(4)/(2)]*100	% of Voting Rights against on Voting Rights polled (7)=[(5)/(2)]*100
Promoter and Promoter Group	E-Voting	158,879,067.70	158,879,067.70	100.000	158,879,067.70	0	100.000	0.000
	Instapoll	158,879,067.70	0	0.000	0	0	0.000	0.000
	Postal Ballot	158,879,067.70	0	0.000	0	0	0.000	0.000
	Total	158,879,067.70	158,879,067.70	100.000	158,879,067.70	0	100.000	0.000
Public-Institutions	E-Voting	134,175,691.00	74,727,803.05	55.694	74,727,803.05	0.0	100.000	0.000
	Instapoll	134,175,691.00	0	0.000	0	0.0	0.000	0.000
	Postal Ballot	134,175,691.00	0	0.000	0	0.0	0.000	0.000
	Total	134,175,691.00	74,727,803.05	55.694	74,727,803.05	0.0	100.000	0.000
Public- Non Institutions	E-Voting	246,044,360.10	149,585,196.85	60.796	149,584,703.85	493.00	100.000	0.000
	Instapoll	246,044,360.10	11,536.15	0.005	11,536.15	0.0	100.000	0.000
	Postal Ballot	246,044,360.10	0	0.000	0	0	0.000	0.000
	Total	246,044,360.10	149,596,733.00	60.801	149,596,240.00	493.00	100.000	0.000
Total	539,099,118.80	383,203,603.75	71.082	383,203,110.75	493.00	100.000	0.000	



Agenda Item no. 5: Approval to offer, issue and allot 8,400,000 fully paid-up equity shares of the Company to M/s NWI Emerging Market Fixed Income Master Fund, Ltd., on Preferential Basis.

Resolution required: (Ordinary/ Special)		Special						
Whether promoter/ promoter group are interested in the agenda/resolution?		No						
voting by members holding fully paid up Equity Shares of face value of Rs. 2 each (having 100% Voting Rights on each share held by them) (FPS)								
Category	Mode of Voting	No. of shares held (1)	No. of votes polled (2)	% of Votes Polled on outstanding shares (3)=[(2)/(1)]*100	No. of Votes - in favour (4)	No. of Votes - against (5)	% of Votes in favour on votes polled (6)=[(4)/(2)]*100	% of Votes against on votes polled (7)=[(5)/(2)]*100
Promoter and Promoter Group	E-Voting	139,195,429	139,195,429	100.000	139,195,429	0	100.000	0.000
	Instapoll	139,195,429	0	0.000	0	0	0.000	0.000
	Postal Ballot	139,195,429	0	0.000	0	0	0.000	0.000
	Total	139,195,429	139,195,429	100.000	139,195,429	0	100.000	0.000
Public-Institutions	E-Voting	128,425,262	70,172,686	54.641	70,172,686	0	100.000	0.000
	Instapoll	128,425,262	0	0.000	0	0	0.000	0.000
	Postal Ballot	128,425,262	0	0.000	0	0	0.000	0.000
	Total	128,425,262	70,172,686	54.641	70,172,686	0	100.000	0.000
Public- Non Institutions	E-Voting	225,894,201	139,629,434	61.812	139,629,434	493	100.000	0.000
	Instapoll	225,894,201	7998	0.004	7998	0	100.000	0.000
	Postal Ballot	225,894,201	0	0.000	0	0	0.000	0.000
	Total	225,894,201	139,637,432	61.815	139,636,939	493	100.000	0.000
Total	493,514,892	349,005,547	70.718	349,005,054	493	100.000	0.000	

voting by members holding Parly paid up Equity Shares of face value of Rs. 2 each, with paid up value Rs.1.10 per share (having 55% Voting Rights on each share held by them) (PPS)

Category	Mode of Voting	No. of shares held (1)	No. of votes polled (2)	% of Votes Polled on outstanding shares (3)=[(2)/(1)]*100	No. of Votes - in favour (4)	No. of Votes - against (5)	% of Votes in favour on votes polled (6)=[(4)/(2)]*100	% of Votes against on votes polled (7)=[(5)/(2)]*100
Promoter and Promoter Group	E-Voting	35,788,434	35,788,434	100.000	35,788,434	0	100.000	0.000
	Instapoll	35,788,434	0	0.000	0	0	0.000	0.000
	Postal Ballot	35,788,434	0	0.000	0	0	0.000	0.000
	Total	35,788,434	35,788,434	100.000	35,788,434	0	100.000	0.000
Public-Institutions	E-Voting	10,454,988	8,282,031	79.216	8,282,031	0	100.000	0.000
	Instapoll	10,454,988	0	0.000	0	0	0.000	0.000
	Postal Ballot	10,454,988	0	0.000	0	0	0.000	0.000
	Total	10,454,988	8,282,031	79.216	8,282,031	0	100.000	0.000
Public- Non Institutions	E-Voting	36,560,442	18,101,387	49.511	18,101,387	0	100.000	0.000
	Instapoll	36,560,442	6,433	0.018	6,433	0	100.000	0.000
	Postal Ballot	36,560,442	0	0.000	0	0	0.000	0.000
	Total	36,560,442	18,107,820	49.528	18,107,820	0	100.000	0.000
Total	82,803,864	62,178,285	75.091	62,178,285	0	100.000	0.000	

voting by members holding Parly paid up Equity Shares of face value of Rs. 2 each, with paid up value Re.0.80 per share (having 40% Voting Rights on each share held by them) (PPS)

Category	Mode of Voting	No. of shares held (1)	No. of votes polled (2)	% of Votes Polled on outstanding shares (3)=[(2)/(1)]*100	No. of Votes - in favour (4)	No. of Votes - against (5)	% of Votes in favour on votes polled (6)=[(4)/(2)]*100	% of Votes against on votes polled (7)=[(5)/(2)]*100
Promoter and Promoter Group	E-Voting	0	0	0.000	0	0	0.000	0.000
	Instapoll	0	0	0.000	0	0	0.000	0.000
	Postal Ballot	0	0	0.000	0	0	0.000	0.000
	Total	0	0	0.000	0	0	0.000	0.000
Public-Institutions	E-Voting	464	0	0.000	0	0	0.000	0.000
	Instapoll	464	0	0.000	0	0	0.000	0.000
	Postal Ballot	464	0	0.000	0	0	0.000	0.000
	Total	464	0	0.000	0	0	0.000	0.000
Public- Non Institutions	E-Voting	104,790	0	0.000	0	0	0.000	0.000
	Instapoll	104,790	0	0.000	0	0	0.000	0.000
	Postal Ballot	104,790	0	0.000	0	0	0.000	0.000
	Total	104,790	0	0.000	0	0	0.000	0.000
Total	105,254	0	0.000	0	0	0.000	0.000	

Combined voting by members -Based on the Voting Rights (FPS-100%; PPS-55%; PPS- 40%) held by them

Category	Mode of Voting	Voting Rights Held (1)	Voting Rights Polled (2)	% of Voting Rights Polled on outstanding Voting Rights (3)=[(2)/(1)]*100	No. of Voting Rights - in favour (4)	No. of Voting Rights - against (5)	% of Voting Rights in favour on Voting Rights polled (6)=[(4)/(2)]*100	% of Voting Rights against on Voting Rights polled (7)=[(5)/(2)]*100
Promoter and Promoter Group	E-Voting	158,879,067.70	158,879,067.70	100.000	158,879,067.70	0	100.000	0.000
	Instapoll	158,879,067.70	0	0.000	0	0	0.000	0.000
	Postal Ballot	158,879,067.70	0	0.000	0	0	0.000	0.000
	Total	158,879,067.70	158,879,067.70	100.000	158,879,067.70	0	100.000	0.000
Public-Institutions	E-Voting	134,175,691.00	74,727,803.05	55.694	74,727,803.05	0.00	100.000	0.000
	Instapoll	134,175,691.00	0	0.000	0	0.00	0.000	0.000
	Postal Ballot	134,175,691.00	0	0.000	0	0	0.000	0.000
	Total	134,175,691.00	74,727,803.05	55.694	74,727,803.05	0.00	100.000	0.000
Public- Non Institutions	E-Voting	246,044,360.10	149,585,196.85	60.796	149,584,703.85	493.00	100.000	0.000
	Instapoll	246,044,360.10	11,536.15	0.005	11,536.15	0.00	100.000	0.000
	Postal Ballot	246,044,360.10	0	0.000	0	0	0.000	0.000
	Total	246,044,360.10	149,596,733.00	60.801	149,596,240.00	493.00	100.000	0.000
Total	539,099,118.80	383,203,603.75	71.062	383,203,110.75	493.00	100.000	0.000	



Agenda item no. 6: Approval to offer, issue and allot 4,200,000 fully paid-up equity shares of the Company to M/s Intoligo Bank Ltd, on Preferential Basis.

Resolution required: (Ordinary/ Special)	Special
Whether promoter/ promoter group are interested in the agenda/resolution?	No

voting by members holding fully paid up Equity Shares of face value of Rs. 2 each (having 100% Voting Rights on each share held by them) (FPS)								
Category	Mode of Voting	No. of shares held (1)	No. of votes polled (2)	% of Votes Polled on outstanding shares (3)=[(2)/(1)]*100	No. of Votes - in favour (4)	No. of Votes - against (5)	% of Votes in favour on votes polled (6)=[(4)/(2)]*100	% of Votes against on votes polled (7)=[(5)/(2)]*100
Promoter and Promoter Group	E-Voting	139,195,429	139,195,429	100.000	139,195,429	0	100.000	0.000
	Instapoll	139,195,429	0	0.000	0	0	0.000	0.000
	Postal Ballot	139,195,429	0	0.000	0	0	0.000	0.000
	Total	139,195,429	139,195,429	100.000	139,195,429	0	100.000	0.000
Public-Institutions	E-Voting	128,425,262	70172686	54.641	70,172,686	0	100.000	0.000
	Instapoll	128,425,262	0	0.000	0	0	0.000	0.000
	Postal Ballot	128,425,262	0	0.000	0	0	0.000	0.000
	Total	128,425,262	70,172,686	54.641	70,172,686	0	100.000	0.000
Public- Non Institutions	E-Voting	225,894,201	139629434	61.812	139,628,941	493	100.000	0.000
	Instapoll	225,894,201	7998	0.004	7998	0	100.000	0.000
	Postal Ballot	225,894,201	0	0.000	0	0	0.000	0.000
	Total	225,894,201	139,637,432	61.815	139,636,939	493	100.000	0.000
Total	493,514,892	349,005,547	70.718	349,005,054	493	100.000	0.000	

voting by members holding Partly paid up Equity Shares of face value of Rs. 2 each, with paid up value Rs.1.10 per share (having 55% Voting Rights on each share held by them) (PPS)

Category	Mode of Voting	No. of shares held (1)	No. of votes polled (2)	% of Votes Polled on outstanding shares (3)=[(2)/(1)]*100	No. of Votes - in favour (4)	No. of Votes - against (5)	% of Votes in favour on votes polled (6)=[(4)/(2)]*100	% of Votes against on votes polled (7)=[(5)/(2)]*100
Promoter and Promoter Group	E-Voting	35,788,434	35,788,434	100.000	35,788,434	0	100.000	0.000
	Instapoll	35,788,434	0	0.000	0	0	0.000	0.000
	Postal Ballot	35,788,434	0	0.000	0	0	0.000	0.000
	Total	35,788,434	35,788,434	100.000	35,788,434	0	100.000	0.000
Public-Institutions	E-Voting	10,454,988	8,282,031	79.216	8,282,031	0	100.000	0.000
	Instapoll	10,454,988	0	0.000	0	0	0.000	0.000
	Postal Ballot	10,454,988	0	0.000	0	0	0.000	0.000
	Total	10,454,988	8,282,031	79.216	8,282,031	0	100.000	0.000
Public- Non Institutions	E-Voting	36,560,442	18,101,387	49.511	18,101,387	0	100.000	0.000
	Instapoll	36,560,442	6,433	0.018	6,433	0	100.000	0.000
	Postal Ballot	36,560,442	0	0.000	0	0	0.000	0.000
	Total	36,560,442	18,107,820	49.528	18,107,820	0	100.000	0.000
Total	82,803,864	62,178,285	75.091	62,178,285	0	100.000	0.000	

voting by members holding Partly paid up Equity Shares of face value of Rs. 2 each, with paid up value Re.0.80 per share (having 40% Voting Rights on each share held by them) (PPS)

Category	Mode of Voting	No. of shares held (1)	No. of votes polled (2)	% of Votes Polled on outstanding shares (3)=[(2)/(1)]*100	No. of Votes - in favour (4)	No. of Votes - against (5)	% of Votes in favour on votes polled (6)=[(4)/(2)]*100	% of Votes against on votes polled (7)=[(5)/(2)]*100
Promoter and Promoter Group	E-Voting	0	0	0.000	0	0	0.000	0.000
	Instapoll	0	0	0.000	0	0	0.000	0.000
	Postal Ballot	0	0	0.000	0	0	0.000	0.000
	Total	0	0	0.000	0	0	0.000	0.000
Public-Institutions	E-Voting	464	0	0.000	0	0	0.000	0.000
	Instapoll	464	0	0.000	0	0	0.000	0.000
	Postal Ballot	464	0	0.000	0	0	0.000	0.000
	Total	464	0	0.000	0	0	0.000	0.000
Public- Non Institutions	E-Voting	104,790	0	0.000	0	0	0.000	0.000
	Instapoll	104,790	0	0.000	0	0	0.000	0.000
	Postal Ballot	104,790	0	0.000	0	0	0.000	0.000
	Total	104,790	0	0.000	0	0	0.000	0.000
Total	105,254	0	0.000	0	0	0.000	0.000	

Combined voting by members -Based on the Voting Rights (FPS-100% ; PPS-55%; PPS- 40%) held by them

Category	Mode of Voting	Voting Rights Held (1)	Voting Rights Polled (2)	% of Voting Rights Polled on outstanding Voting Rights (3)=[(2)/(1)]*100	No. of Voting Rights - in favour (4)	No. of Voting Rights - against (5)	% of Voting Rights in favour on Voting Rights polled (6)=[(4)/(2)]*100	% of Voting Rights against on Voting Rights polled (7)=[(5)/(2)]*100
Promoter and Promoter Group	E-Voting	158,879,067.70	158,879,067.70	100.000	158,879,067.70	0	100.000	0.000
	Instapoll	158,879,067.70	0	0.000	0	0	0.000	0.000
	Postal Ballot	158,879,067.70	0	0.000	0	0	0.000	0.000
	Total	158,879,067.70	158,879,067.70	100.000	158,879,067.70	0	100.000	0.000
Public-Institutions	E-Voting	134,175,691.00	74,727,803.05	55.694	74,727,803.05	0.0	100.000	0.000
	Instapoll	134,175,691.00	0	0.000	0	0.0	0.000	0.000
	Postal Ballot	134,175,691.00	0	0.000	0	0	0.000	0.000
	Total	134,175,691.00	74,727,803.05	55.694	74,727,803.05	0.00	100.000	0.000
Public- Non Institutions	E-Voting	246,044,360.10	149,585,196.85	60.796	149,584,703.85	493.00	100.000	0.000
	Instapoll	246,044,360.10	11,536.15	0.005	11,536.15	0.00	100.000	0.000
	Postal Ballot	246,044,360.10	0	0.000	0	0	0.000	0.000
	Total	246,044,360.10	149,596,733.00	60.801	149,596,240.00	493.00	100.000	0.000
Total	539,099,118.80	383,203,603.75	71.082	383,203,110.75	493.00	100.000	0.000	



Agenda item no. 7: Approval to offer, issue and allot 4,200,000 fully paid-up equity shares of the Company to M/s First Royalty Ventures LLC, on Preferential Basis.

Resolution required: (Ordinary/ Special) **Special**
 Whether promoter/ promoter group are interested in the agenda/resolution? **No**

voting by members holding fully paid up Equity Shares of face value of Rs. 2 each (having 100% Voting Rights on each share held by them) (FPS)

Category	Mode of Voting	No. of shares held (1)	No. of votes polled (2)	% of Votes Polled on outstanding shares (3)=[(2)/(1)]*100	No. of Votes - in favour (4)	No. of Votes - against (5)	% of Votes in favour on votes polled (6)=[(4)/(2)]*100	% of Votes against on votes polled (7)=[(5)/(2)]*100
Promoter and Promoter Group	E-Voting	139,195,429	139,195,429	100.000	139,195,429	0	100.000	0.000
	Instapoll	139,195,429	0	0.000	0	0	0.000	0.000
	Postal Ballot	139,195,429	0	0.000	0	0	0.000	0.000
	Total	139,195,429	139,195,429	100.000	139,195,429	0	100.000	0.000
Public-Institutions	E-Voting	128,425,262	70,172,686	54.641	70,172,686	0	100.000	0.000
	Instapoll	128,425,262	0	0.000	0	0	0.000	0.000
	Postal Ballot	128,425,262	0	0.000	0	0	0.000	0.000
	Total	128,425,262	70,172,686	54.641	70,172,686	0	100.000	0.000
Public- Non Institutions	E-Voting	225,894,201	139,629,434	61.812	139,628,941	493	100.000	0.000
	Instapoll	225,894,201	7998	0.004	7998	0	100.000	0.000
	Postal Ballot	225,894,201	0	0.000	0	0	0.000	0.000
	Total	225,894,201	139,637,432	61.815	139,636,939	493	100.000	0.000
Total	493,514,892	349,005,547	70.718	349,005,054	493	100.000	0.000	

voting by members holding Partly paid up Equity Shares of face value of Rs. 2 each, with paid up value Rs.1.10 per share (having 55% Voting Rights on each share held by them) (PPS)

Category	Mode of Voting	No. of shares held (1)	No. of votes polled (2)	% of Votes Polled on outstanding shares (3)=[(2)/(1)]*100	No. of Votes - in favour (4)	No. of Votes - against (5)	% of Votes in favour on votes polled (6)=[(4)/(2)]*100	% of Votes against on votes polled (7)=[(5)/(2)]*100
Promoter and Promoter Group	E-Voting	35,788,434	35,788,434	100.000	35,788,434	0	100.000	0.000
	Instapoll	35,788,434	0	0.000	0	0	0.000	0.000
	Postal Ballot	35,788,434	0	0.000	0	0	0.000	0.000
	Total	35,788,434	35,788,434	100.000	35,788,434	0	100.000	0.000
Public-Institutions	E-Voting	10,454,988	8,282,031	79.216	8,282,031	0	100.000	0.000
	Instapoll	10,454,988	0	0.000	0	0	0.000	0.000
	Postal Ballot	10,454,988	0	0.000	0	0	0.000	0.000
	Total	10,454,988	8,282,031	79.216	8,282,031	0	100.000	0.000
Public- Non Institutions	E-Voting	36,560,442	18,101,387	49.511	18,101,387	0	100.000	0.000
	Instapoll	36,560,442	6,433	0.018	6,433	0	100.000	0.000
	Postal Ballot	36,560,442	0	0.000	0	0	0.000	0.000
	Total	36,560,442	18,107,820	49.528	18,107,820	0	100.000	0.000
Total	82,803,864	62,178,285	75.091	62,178,285	0	100.000	0.000	

voting by members holding Partly paid up Equity Shares of face value of Rs. 2 each, with paid up value Re.0.80 per share (having 40% Voting Rights on each share held by them) (PPS)

Category	Mode of Voting	No. of shares held (1)	No. of votes polled (2)	% of Votes Polled on outstanding shares (3)=[(2)/(1)]*100	No. of Votes - in favour (4)	No. of Votes - against (5)	% of Votes in favour on votes polled (6)=[(4)/(2)]*100	% of Votes against on votes polled (7)=[(5)/(2)]*100
Promoter and Promoter Group	E-Voting	0	0	0.000	0	0	0.000	0.000
	Instapoll	0	0	0.000	0	0	0.000	0.000
	Postal Ballot	0	0	0.000	0	0	0.000	0.000
	Total	0	0	0.000	0	0	0.000	0.000
Public-Institutions	E-Voting	464	0	0.000	0	0	0.000	0.000
	Instapoll	464	0	0.000	0	0	0.000	0.000
	Postal Ballot	464	0	0.000	0	0	0.000	0.000
	Total	464	0	0.000	0	0	0.000	0.000
Public- Non Institutions	E-Voting	104,790	0	0.000	0	0	0.000	0.000
	Instapoll	104,790	0	0.000	0	0	0.000	0.000
	Postal Ballot	104,790	0	0.000	0	0	0.000	0.000
	Total	104,790	0	0.000	0	0	0.000	0.000
Total	105,254	0	0.000	0	0	0.000	0.000	

Combined voting by members -Based on the Voting Rights (FPS-100%; PPS-55%; PPS- 40%) held by them

Category	Mode of Voting	Voting Rights Held (1)	Voting Rights Polled (2)	% of Voting Rights Polled on outstanding Voting Rights (3)=[(2)/(1)]*100	No. of Voting Rights - in favour (4)	No. of Voting Rights - against (5)	% of Voting Rights in favour on Voting Rights polled (6)=[(4)/(2)]*100	% of Voting Rights against on Voting Rights polled (7)=[(5)/(2)]*100
Promoter and Promoter Group	E-Voting	158,879,067.70	158,879,067.70	100.000	158,879,067.70	0	100.000	0.000
	Instapoll	158,879,067.70	0	0.000	0	0	0.000	0.000
	Postal Ballot	158,879,067.70	0	0.000	0	0	0.000	0.000
	Total	158,879,067.70	158,879,067.70	100.000	158,879,067.70	0	100.000	0.000
Public-Institutions	E-Voting	134,175,691.00	74,727,803.05	55.694	74,727,803.05	0	100.000	0.000
	Instapoll	134,175,691.00	0	0.000	0	0	0.000	0.000
	Postal Ballot	134,175,691.00	0	0.000	0	0	0.000	0.000
	Total	134,175,691.00	74,727,803.05	55.694	74,727,803.05	0	100.000	0.000
Public- Non Institutions	E-Voting	246,044,360.10	149,585,196.85	60.796	149,584,703.85	493.00	100.000	0.000
	Instapoll	246,044,360.10	11,536.15	0.005	11,536.15	0	100.000	0.000
	Postal Ballot	246,044,360.10	0	0.000	0	0	0.000	0.000
	Total	246,044,360.10	149,596,733.00	60.801	149,596,240.00	493.00	100.000	0.000
Total	539,099,118.80	383,203,603.75	71.082	383,203,110.75	493.00	100.000	0.000	



Agenda Item no. 8: Approval to offer, issue and allot 3,780,000 fully paid-up equity shares of the Company to M/s TIMF Holdings and 2,520,000 fully paid-up equity shares of the Company to M/s Think India Opportunities Master Fund LP, on Preferential Basis.

Resolution required: (Ordinary/ Special) Special

Whether promoter/ promoter group are interested in the agenda/resolution? No

voting by members holding fully paid up Equity Shares of face value of Rs. 2 each (having 100% Voting Rights on each share held by them) (FPS)

Category	Mode of Voting	No. of shares held (1)	No. of votes polled (2)	% of Votes Polled on outstanding shares (3)=[(2)/(1)]*100	No. of Votes - in favour (4)	No. of Votes - against (5)	% of Votes in favour on votes polled (6)=[(4)/(2)]*100	% of Votes against on votes polled (7)=[(5)/(2)]*100
Promoter and Promoter Group	E-Voting	139,195,429	139,195,429	100.000	139,195,429	0	100.000	0.000
	Instapoll	139,195,429	0	0.000	0	0	0.000	0.000
	Postal Ballot	139,195,429	0	0.000	0	0	0.000	0.000
	Total	139,195,429	139,195,429	100.000	139,195,429	0	100.000	0.000
Public-Institutions	E-Voting	128,425,262	70,172,686	54.641	70,172,686	0	100.000	0.000
	Instapoll	128,425,262	0	0.000	0	0	0.000	0.000
	Postal Ballot	128,425,262	0	0.000	0	0	0.000	0.000
	Total	128,425,262	70,172,686	54.641	70,172,686	0	100.000	0.000
Public- Non Institutions	E-Voting	225,894,201	139,629,941	61.812	139,629,941	493	100.000	0.000
	Instapoll	225,894,201	7998	0.004	7998	0	100.000	0.000
	Postal Ballot	225,894,201	0	0.000	0	0	0.000	0.000
	Total	225,894,201	139,637,939	61.815	139,636,939	493	100.000	0.000
Total	493,514,892	349,005,547	70.718	349,005,054	493	100.000	0.000	

voting by members holding Partly paid up Equity Shares of face value of Rs. 2 each, with paid up value Rs.1.10 per share (having 55% Voting Rights on each share held by them) (PPS)

Category	Mode of Voting	No. of shares held (1)	No. of votes polled (2)	% of Votes Polled on outstanding shares (3)=[(2)/(1)]*100	No. of Votes - in favour (4)	No. of Votes - against (5)	% of Votes in favour on votes polled (6)=[(4)/(2)]*100	% of Votes against on votes polled (7)=[(5)/(2)]*100
Promoter and Promoter Group	E-Voting	35,788,434	35,788,434	100.000	35,788,434	0	100.000	0.000
	Instapoll	35,788,434	0	0.000	0	0	0.000	0.000
	Postal Ballot	35,788,434	0	0.000	0	0	0.000	0.000
	Total	35,788,434	35,788,434	100.000	35,788,434	0	100.000	0.000
Public-Institutions	E-Voting	10,454,988	8,282,031	79.216	8,282,031	0	100.000	0.000
	Instapoll	10,454,988	0	0.000	0	0	0.000	0.000
	Postal Ballot	10,454,988	0	0.000	0	0	0.000	0.000
	Total	10,454,988	8,282,031	79.216	8,282,031	0	100.000	0.000
Public- Non Institutions	E-Voting	36,560,442	18,101,387	49.511	18,101,387	0	100.000	0.000
	Instapoll	36,560,442	6,433	0.018	6,433	0	100.000	0.000
	Postal Ballot	36,560,442	0	0.000	0	0	0.000	0.000
	Total	36,560,442	18,107,820	49.528	18,107,820	0	100.000	0.000
Total	82,803,864	62,178,285	75.091	62,178,285	0	100.000	0.000	

voting by members holding Partly paid up Equity Shares of face value of Rs. 2 each, with paid up value Re.0.80 per share (having 40% Voting Rights on each share held by them) (PPS)

Category	Mode of Voting	No. of shares held (1)	No. of votes polled (2)	% of Votes Polled on outstanding shares (3)=[(2)/(1)]*100	No. of Votes - in favour (4)	No. of Votes - against (5)	% of Votes in favour on votes polled (6)=[(4)/(2)]*100	% of Votes against on votes polled (7)=[(5)/(2)]*100
Promoter and Promoter Group	E-Voting	0	0	0.000	0	0	0.000	0.000
	Instapoll	0	0	0.000	0	0	0.000	0.000
	Postal Ballot	0	0	0.000	0	0	0.000	0.000
	Total	0	0	0.000	0	0	0.000	0.000
Public-Institutions	E-Voting	464	0	0.000	0	0	0.000	0.000
	Instapoll	464	0	0.000	0	0	0.000	0.000
	Postal Ballot	464	0	0.000	0	0	0.000	0.000
	Total	464	0	0.000	0	0	0.000	0.000
Public- Non Institutions	E-Voting	104,790	0	0.000	0	0	0.000	0.000
	Instapoll	104,790	0	0.000	0	0	0.000	0.000
	Postal Ballot	104,790	0	0.000	0	0	0.000	0.000
	Total	104,790	0	0.000	0	0	0.000	0.000
Total	105,254	0	0.000	0	0	0.000	0.000	

Combined voting by members -Based on the Voting Rights (FPS-100%; PPS-55%; PPS- 40%) held by them

Category	Mode of Voting	Voting Rights Held (1)	Voting Rights Polled (2)	% of Voting Rights Polled on outstanding Voting Rights (3)=[(2)/(1)]*100	No. of Voting Rights - in favour (4)	No. of Voting Rights - against (5)	% of Voting Rights in favour on Voting Rights polled (6)=[(4)/(2)]*100	% of Voting Rights against on Voting Rights polled (7)=[(5)/(2)]*100
Promoter and Promoter Group	E-Voting	158,879,067.70	158,879,067.70	100.000	158,879,067.70	0	100.000	0.000
	Instapoll	158,879,067.70	0	0.000	0	0	0.000	0.000
	Postal Ballot	158,879,067.70	0	0.000	0	0	0.000	0.000
	Total	158,879,067.70	158,879,067.70	100.000	158,879,067.70	0	100.000	0.000
Public-Institutions	E-Voting	134,175,691.00	74,727,803.05	55.694	74,727,803.05	0.00	100.000	0.000
	Instapoll	134,175,691.00	0	0.000	0	0.00	0.000	0.000
	Postal Ballot	134,175,691.00	0	0.000	0	0	0.000	0.000
	Total	134,175,691.00	74,727,803.05	55.694	74,727,803.05	0.00	100.000	0.000
Public- Non Institutions	E-Voting	246,044,360.10	149,585,196.85	60.796	149,584,703.85	493.00	100.000	0.000
	Instapoll	246,044,360.10	11,536.15	0.005	11,536.15	0.00	100.000	0.000
	Postal Ballot	246,044,360.10	0	0.000	0	0	0.000	0.000
	Total	246,044,360.10	149,596,733.00	60.801	149,596,240.00	493.00	100.000	0.000
Total	539,099,118.80	383,203,603.75	71.082	383,203,110.75	493.00	100.000	0.000	



Agenda item no. 9: Approval for change in the name of the Company from 'Indiabulls Ventures Limited' to 'Dhani Services Limited' and consequential amendment to Memorandum of Association and Articles of Association of the Company.

Resolution required: (Ordinary/ Special)		Special						
Whether promoter/ promoter group are interested in the agenda/resolution?		No						
voting by members holding fully paid up Equity Shares of face value of Rs. 2 each (having 100% Voting Rights on each share held by them) (FPS)								
Category	Mode of Voting	No. of shares held (1)	No. of votes polled (2)	% of Votes Polled on outstanding shares (3)=[(2)/(1)]*100	No. of Votes - in favour (4)	No. of Votes - against (5)	% of Votes in favour on votes polled (6)=[(4)/(2)]*100	% of Votes against on votes polled (7)=[(5)/(2)]*100
Promoter and Promoter Group	E-Voting	139,195,429	139,195,429	100.000	139,195,429	0	100.000	0.000
	Instapoll	139,195,429	0	0.000	0	0	0.000	0.000
	Postal Ballot	139,195,429	0	0.000	0	0	0.000	0.000
	Total	139,195,429	139,195,429	100.000	139,195,429	0	100.000	0.000
Public-Institutions	E-Voting	128,425,262	70,172,686	54.641	70,172,686	0	100.000	0.000
	Instapoll	128,425,262	0	0.000	0	0	0.000	0.000
	Postal Ballot	128,425,262	0	0.000	0	0	0.000	0.000
	Total	128,425,262	70,172,686	54.641	70,172,686	0	100.000	0.000
Public- Non Institutions	E-Voting	225,894,201	139,629,434	61.812	139,629,336	98	100.000	0.000
	Instapoll	225,894,201	7998	0.004	7998	0	100.000	0.000
	Postal Ballot	225,894,201	0	0.000	0	0	0.000	0.000
	Total	225,894,201	139,637,432	61.815	139,637,334	98	100.000	0.000
	Total	493,514,892	349,005,547	70.718	349,005,449	98	100.000	0.000

voting by members holding Partly paid up Equity Shares of face value of Rs. 2 each, with paid up value Rs.1.10 per share (having 55% Voting Rights on each share held by them) (PPS)

Category	Mode of Voting	No. of shares held (1)	No. of votes polled (2)	% of Votes Polled on outstanding shares (3)=[(2)/(1)]*100	No. of Votes - in favour (4)	No. of Votes - against (5)	% of Votes in favour on votes polled (6)=[(4)/(2)]*100	% of Votes against on votes polled (7)=[(5)/(2)]*100
Promoter and Promoter Group	E-Voting	35,788,434	35,788,434	100.000	35,788,434	0	100.000	0.000
	Instapoll	35,788,434	0	0.000	0	0	0.000	0.000
	Postal Ballot	35,788,434	0	0.000	0	0	0.000	0.000
	Total	35,788,434	35,788,434	100.000	35,788,434	0	100.000	0.000
Public-Institutions	E-Voting	10,454,988	8,282,031	79.216	8,282,031	0	100.000	0.000
	Instapoll	10,454,988	0	0.000	0	0	0.000	0.000
	Postal Ballot	10,454,988	0	0.000	0	0	0.000	0.000
	Total	10,454,988	8,282,031	79.216	8,282,031	0	100.000	0.000
Public- Non Institutions	E-Voting	36,560,442	18,101,387	49.511	18,101,387	0	100.000	0.000
	Instapoll	36,560,442	6,433	0.018	6,433	0	100.000	0.000
	Postal Ballot	36,560,442	0	0.000	0	0	0.000	0.000
	Total	36,560,442	18,107,820	49.528	18,107,820	0	100.000	0.000
	Total	82,803,864	62,178,285	75.091	62,178,285	0	100.000	0.000

voting by members holding Partly paid up Equity Shares of face value of Rs. 2 each, with paid up value Re.0.80 per share (having 40% Voting Rights on each share held by them) (PPS)

Category	Mode of Voting	No. of shares held (1)	No. of votes polled (2)	% of Votes Polled on outstanding shares (3)=[(2)/(1)]*100	No. of Votes - in favour (4)	No. of Votes - against (5)	% of Votes in favour on votes polled (6)=[(4)/(2)]*100	% of Votes against on votes polled (7)=[(5)/(2)]*100
Promoter and Promoter Group	E-Voting	0	0	0.000	0	0	0.000	0.000
	Instapoll	0	0	0.000	0	0	0.000	0.000
	Postal Ballot	0	0	0.000	0	0	0.000	0.000
	Total	0	0	0.000	0	0	0.000	0.000
Public-Institutions	E-Voting	464	0	0.000	0	0	0.000	0.000
	Instapoll	464	0	0.000	0	0	0.000	0.000
	Postal Ballot	464	0	0.000	0	0	0.000	0.000
	Total	464	0	0.000	0	0	0.000	0.000
Public- Non Institutions	E-Voting	104,790	0	0.000	0	0	0.000	0.000
	Instapoll	104,790	0	0.000	0	0	0.000	0.000
	Postal Ballot	104,790	0	0.000	0	0	0.000	0.000
	Total	104,790	0	0.000	0	0	0.000	0.000
	Total	105,254	0	0.000	0	0	0.000	0.000

Combined voting by members -Based on the Voting Rights (FPS-100%; PPS-55%; PPS- 40%) held by them

Category	Mode of Voting	Voting Rights Held (1)	Voting Rights Polled (2)	% of Voting Rights Polled on outstanding Voting Rights (3)=[(2)/(1)]*100	No. of Voting Rights - in favour (4)	No. of Voting Rights - against (5)	% of Voting Rights in favour on Voting Rights polled (6)=[(4)/(2)]*100	% of Voting Rights against on Voting Rights polled (7)=[(5)/(2)]*100
Promoter and Promoter Group	E-Voting	158,879,067.70	158,879,067.70	100.000	158,879,067.70	0	100.000	0.000
	Instapoll	158,879,067.70	0	0.000	0	0	0.000	0.000
	Postal Ballot	158,879,067.70	0	0.000	0	0	0.000	0.000
	Total	158,879,067.70	158,879,067.70	100.000	158,879,067.70	0	100.000	0.000
Public-Institutions	E-Voting	134,175,691.00	74,727,803.05	55.694	74,727,803.05	0.00	100.000	0.000
	Instapoll	134,175,691.00	0	0.000	0	0	0.000	0.000
	Postal Ballot	134,175,691.00	0	0.000	0	0	0.000	0.000
	Total	134,175,691.00	74,727,803.05	55.694	74,727,803.05	0.00	100.000	0.000
Public- Non Institutions	E-Voting	246,044,360.10	149,585,196.85	60.796	149,585,098.85	98.00	100.000	0.000
	Instapoll	246,044,360.10	11,536.15	0.005	11,536.15	0.00	100.000	0.000
	Postal Ballot	246,044,360.10	0	0.000	0	0	0.000	0.000
	Total	246,044,360.10	149,596,733.00	60.801	149,596,635.00	98.00	100.000	0.000
	Total	539,099,118.80	383,203,603.75	71.082	383,203,505.75	98.00	100.000	0.000



Agenda Item no. 10: Approval for amendment in the Articles of Association of the Company.

Resolution required: (Ordinary/ Special)		Special						
Whether promoter/ promoter group are interested in the agenda/resolution?		No						
voting by members holding fully paid up Equity Shares of face value of Rs. 2 each (having 100% Voting Rights on each share held by them) (FPS)								
Category	Mode of Voting	No. of shares held (1)	No. of votes polled (2)	% of Votes Polled on outstanding shares (3)=[(2)/(1)]*100	No. of Votes - in favour (4)	No. of Votes - against (5)	% of Votes in favour on votes polled (6)=[(4)/(2)]*100	% of Votes against on votes polled (7)=[(5)/(2)]*100
Promoter and Promoter Group	E-Voting	139,195,429	139,195,429	100.000	139,195,429	0	100.000	0.000
	Instapoll	139,195,429	0	0.000	0	0	0.000	0.000
	Postal Ballot	139,195,429	0	0.000	0	0	0.000	0.000
	Total	139,195,429	139,195,429	100.000	139,195,429	0	100.000	0.000
Public- Institutions	E-Voting	128,425,262	70172686	54.641	70,172,686	0	100.000	0.000
	Instapoll	128,425,262	0	0.000	0	0	0.000	0.000
	Postal Ballot	128,425,262	0	0.000	0	0	0.000	0.000
	Total	128,425,262	70,172,686	54.641	70,172,686	0	100.000	0.000
Public- Non Institutions	E-Voting	225,894,201	139629434	61.812	139,371,286	258,148	99.815	0.185
	Instapoll	225,894,201	7998	0.004	7998	0	100.000	0.000
	Postal Ballot	225,894,201	0	0.000	0	0	0.000	0.000
	Total	225,894,201	139,637,432	61.815	139,379,284	258,148	99.815	0.185
Total	493,514,892	349,005,547	70.718	348,747,399	258,148	99.926	0.074	

voting by members holding Partly paid up Equity Shares of face value of Rs. 2 each, with paid up value Rs.1.10 per share (having 55% Voting Rights on each share held by them) (PPS)


Category	Mode of Voting	No. of shares held (1)	No. of votes polled (2)	% of Votes Polled on outstanding shares (3)=[(2)/(1)]*100	No. of Votes - in favour (4)	No. of Votes - against (5)	% of Votes in favour on votes polled (6)=[(4)/(2)]*100	% of Votes against on votes polled (7)=[(5)/(2)]*100
Promoter and Promoter Group	E-Voting	35,788,434	35,788,434	100.000	35,788,434	0	100.000	0.000
	Instapoll	35,788,434	0	0.000	0	0	0.000	0.000
	Postal Ballot	35,788,434	0	0.000	0	0	0.000	0.000
	Total	35,788,434	35,788,434	100.000	35,788,434	0	100.000	0.000
Public- Institutions	E-Voting	10,454,988	8,282,031	79.216	8,282,031	0	100.000	0.000
	Instapoll	10,454,988	0	0.000	0	0	0.000	0.000
	Postal Ballot	10,454,988	0	0.000	0	0	0.000	0.000
	Total	10,454,988	8,282,031	79.216	8,282,031	0	100.000	0.000
Public- Non Institutions	E-Voting	36,560,442	18,101,387	49.511	18,024,905	76,482	99.577	0.423
	Instapoll	36,560,442	6,433	0.018	6,433	0	100.000	0.000
	Postal Ballot	36,560,442	0	0.000	0	0	0.000	0.000
	Total	36,560,442	18,107,820	49.528	18,031,338	76,482	99.578	0.422
Total	82,803,864	62,178,285	75.091	62,101,803	76,482	99.877	0.123	

voting by members holding Partly paid up Equity Shares of face value of Rs. 2 each, with paid up value Re.0.80 per share (having 40% Voting Rights on each share held by them) (PPS)

Category	Mode of Voting	No. of shares held (1)	No. of votes polled (2)	% of Votes Polled on outstanding shares (3)=[(2)/(1)]*100	No. of Votes - in favour (4)	No. of Votes - against (5)	% of Votes in favour on votes polled (6)=[(4)/(2)]*100	% of Votes against on votes polled (7)=[(5)/(2)]*100
Promoter and Promoter Group	E-Voting	0	0	0.000	0	0	0.000	0.000
	Instapoll	0	0	0.000	0	0	0.000	0.000
	Postal Ballot	0	0	0.000	0	0	0.000	0.000
	Total	0	0	0.000	0	0	0.000	0.000
Public- Institutions	E-Voting	464	0	0.000	0	0	0.000	0.000
	Instapoll	464	0	0.000	0	0	0.000	0.000
	Postal Ballot	464	0	0.000	0	0	0.000	0.000
	Total	464	0	0.000	0	0	0.000	0.000
Public- Non Institutions	E-Voting	104,790	0	0.000	0	0	0.000	0.000
	Instapoll	104,790	0	0.000	0	0	0.000	0.000
	Postal Ballot	104,790	0	0.000	0	0	0.000	0.000
	Total	104,790	0	0.000	0	0	0.000	0.000
Total	105,254	0	0.000	0	0	0.000	0.000	

Combined voting by members -Based on the Voting Rights (FPS-100%; PPS-55%; PPS- 40%) held by them

Category	Mode of Voting	Voting Rights Held (1)	Voting Rights Polled (2)	% of Voting Rights Polled on outstanding Voting Rights (3)=[(2)/(1)]*100	No. of Voting Rights - in favour (4)	No. of Voting Rights - against (5)	% of Voting Rights in favour on Voting Rights polled (6)=[(4)/(2)]*100	% of Voting Rights against on Voting Rights polled (7)=[(5)/(2)]*100
Promoter and Promoter Group	E-Voting	158,879,067.70	158,879,067.70	100.000	158,879,067.70	0	100.000	0.000
	Instapoll	158,879,067.70	0	0.000	0	0	0.000	0.000
	Postal Ballot	158,879,067.70	0	0.000	0	0	0.000	0.000
	Total	158,879,067.70	158,879,067.70	100.000	158,879,067.70	0	100.000	0.000
Public- Institutions	E-Voting	134,175,691.00	74,727,803.05	55.694	74,727,803.05	0	100.000	0.000
	Instapoll	134,175,691.00	0	0.000	0	0	0.000	0.000
	Postal Ballot	134,175,691.00	0	0.000	0	0	0.000	0.000
	Total	134,175,691.00	74,727,803.05	55.694	74,727,803.05	0	100.000	0.000
Public- Non Institutions	E-Voting	246,044,360.10	149,585,196.85	60.796	149,284,983.75	300,213.10	99.799	0.201
	Instapoll	246,044,360.10	11,536.15	0.005	11,536.15	0	100.000	0.000
	Postal Ballot	246,044,360.10	0	0.000	0	0	0.000	0.000
	Total	246,044,360.10	149,596,733.00	60.801	149,296,519.90	300,213.10	99.799	0.201
Total	539,099,118.80	383,203,603.75	71.082	382,903,390.65	300,213.10	99.922	0.078	



Agenda Item No. 11: Approval for the appointment of Mr. Praveen Kumar Tripathi, a retired IAS and Ex-Chief Secretary, Govt. of NCT Delhi (DIN: 02167497) as an Independent Director.

Resolution required: (Ordinary/ Special) Ordinary
 Whether promoter/ promoter group are interested in the agenda/resolution? No

voting by members holding fully paid up Equity Shares of face value of Rs. 2 each (having 100% Voting Rights on each share held by them) (FPS)

Category	Mode of Voting	No. of shares held (1)	No. of votes polled (2)	% of Votes Polled on outstanding shares (3)=[(2)/(1)]*100	No. of Votes - in favour (4)	No. of Votes - against (5)	% of Votes in favour on votes polled (6)=[(4)/(2)]*100	% of Votes against on votes polled (7)=[(5)/(2)]*100
Promoter and Promoter Group	E-Voting	139,195,429	139,195,429	100.000	139,195,429	0	100.000	0.000
	Instapoll	139,195,429	0	0.000	0	0	0.000	0.000
	Postal Ballot	139,195,429	0	0.000	0	0	0.000	0.000
	Total	139,195,429	139,195,429	100.000	139,195,429	0	100.000	0.000
Public-Institutions	E-Voting	128,425,262	70172686	54.641	70,172,686	0	100.000	0.000
	Instapoll	128,425,262	0	0.000	0	0	0.000	0.000
	Postal Ballot	128,425,262	0	0.000	0	0	0.000	0.000
	Total	128,425,262	70,172,686	54.641	70,172,686	0	100.000	0.000
Public- Non Institutions	E-Voting	225,894,201	139629434	61.812	139,576,157	53,277	99.962	0.038
	Instapoll	225,894,201	7998	0.004	7998	0	100.000	0.000
	Postal Ballot	225,894,201	0	0.000	0	0	0.000	0.000
	Total	225,894,201	139,637,432	61.815	139,584,155	53,277	99.962	0.038
Total	493,514,892	349,005,547	70.718	348,952,270	53,277	99.985	0.015	

voting by members holding Partly paid up Equity Shares of face value of Rs. 2 each, with paid up value Rs.1.10 per share (having 55% Voting Rights on each share held by them) (PPS)

Category	Mode of Voting	No. of shares held (1)	No. of votes polled (2)	% of Votes Polled on outstanding shares (3)=[(2)/(1)]*100	No. of Votes - in favour (4)	No. of Votes - against (5)	% of Votes in favour on votes polled (6)=[(4)/(2)]*100	% of Votes against on votes polled (7)=[(5)/(2)]*100
Promoter and Promoter Group	E-Voting	35,788,434	35,788,434	100.000	35,788,434	0	100.000	0.000
	Instapoll	35,788,434	0	0.000	0	0	0.000	0.000
	Postal Ballot	35,788,434	0	0.000	0	0	0.000	0.000
	Total	35,788,434	35,788,434	100.000	35,788,434	0	100.000	0.000
Public-Institutions	E-Voting	10,454,988	8,282,031	79.216	8,282,031	0	100.000	0.000
	Instapoll	10,454,988	0	0.000	0	0	0.000	0.000
	Postal Ballot	10,454,988	0	0.000	0	0	0.000	0.000
	Total	10,454,988	8,282,031	79.216	8,282,031	0	100.000	0.000
Public- Non Institutions	E-Voting	36,560,442	18,101,387	49.511	18,082,170	19,217	99.894	0.106
	Instapoll	36,560,442	6,433	0.018	6,433	0	100.000	0.000
	Postal Ballot	36,560,442	0	0.000	0	0	0.000	0.000
	Total	36,560,442	18,107,820	49.528	18,088,603	19,217	99.894	0.106
Total	82,803,864	62,178,285	75.091	62,159,068	19,217	99.969	0.031	

voting by members holding Partly paid up Equity Shares of face value of Rs. 2 each, with paid up value Re.0.80 per share (having 40% Voting Rights on each share held by them) (PPS)

Category	Mode of Voting	No. of shares held (1)	No. of votes polled (2)	% of Votes Polled on outstanding shares (3)=[(2)/(1)]*100	No. of Votes - in favour (4)	No. of Votes - against (5)	% of Votes in favour on votes polled (6)=[(4)/(2)]*100	% of Votes against on votes polled (7)=[(5)/(2)]*100
Promoter and Promoter Group	E-Voting	0	0	0.000	0	0	0.000	0.000
	Instapoll	0	0	0.000	0	0	0.000	0.000
	Postal Ballot	0	0	0.000	0	0	0.000	0.000
	Total	0	0	0.000	0	0	0.000	0.000
Public-Institutions	E-Voting	464	0	0.000	0	0	0.000	0.000
	Instapoll	464	0	0.000	0	0	0.000	0.000
	Postal Ballot	464	0	0.000	0	0	0.000	0.000
	Total	464	0	0.000	0	0	0.000	0.000
Public- Non Institutions	E-Voting	104,790	0	0.000	0	0	0.000	0.000
	Instapoll	104,790	0	0.000	0	0	0.000	0.000
	Postal Ballot	104,790	0	0.000	0	0	0.000	0.000
	Total	104,790	0	0.000	0	0	0.000	0.000
Total	105,254	0	0.000	0	0	0.000	0.000	

Combined voting by members -Based on the Voting Rights (FPS-100% ; PPS-55% ; PPS- 40%) held by them

Category	Mode of Voting	Voting Rights Held (1)	Voting Rights Polled (2)	% of Voting Rights Polled on outstanding Voting Rights (3)=[(2)/(1)]*100	No. of Voting Rights - in favour (4)	No. of Voting Rights - against (5)	% of Voting Rights in favour on Voting Rights polled (6)=[(4)/(2)]*100	% of Voting Rights against on Voting Rights polled (7)=[(5)/(2)]*100
Promoter and Promoter Group	E-Voting	158,879,067.70	158,879,067.70	100.000	158,879,067.70	0	100.000	0.000
	Instapoll	158,879,067.70	0	0.000	0	0	0.000	0.000
	Postal Ballot	158,879,067.70	0	0.000	0	0	0.000	0.000
	Total	158,879,067.70	158,879,067.70	100.000	158,879,067.70	0	100.000	0.000
Public-Institutions	E-Voting	134,175,691.00	74,727,803.05	55.694	74,727,803.05	0	100.000	0.000
	Instapoll	134,175,691.00	0	0.000	0	0	0.000	0.000
	Postal Ballot	134,175,691.00	0	0.000	0	0	0.000	0.000
	Total	134,175,691.00	74,727,803.05	55.694	74,727,803.05	0.00	100.000	0.000
Public- Non Institutions	E-Voting	246,044,360.10	149,585,196.85	60.796	149,521,350.50	63,846.35	99.957	0.043
	Instapoll	246,044,360.10	11,536.15	0.005	11,536.15	0	100.000	0.000
	Postal Ballot	246,044,360.10	0	0.000	0	0	0.000	0.000
	Total	246,044,360.10	149,596,733.00	60.801	149,532,886.65	63,846.35	99.957	0.043
Total	539,099,118.80	383,203,603.75	71.082	383,139,757.40	63,846.35	99.983	0.017	



Agenda Item no. 12: Approval for the appointment of Dr. Narendra Damodar Jadhav (Former Member Planning Commission and Chief Economist of Reserve Bank of India) (DIN: 02435444) as an Independent Director.

Resolution required: (Ordinary/ Special)		Ordinary						
Whether promoter/ promoter group are interested in the agenda/resolution?		No						
voting by members holding fully paid up Equity Shares of face value of Rs. 2 each (having 100% Voting Rights on each share held by them) (FPS)								
Category	Mode of Voting	No. of shares held (1)	No. of votes polled (2)	% of Votes Polled on outstanding shares (3)=[(2)/(1)]*100	No. of Votes - in favour (4)	No. of Votes - against (5)	% of Votes in favour on votes polled (6)=[(4)/(2)]*100	% of Votes against on votes polled (7)=[(5)/(2)]*100
Promoter and Promoter Group	E-Voting	139,195,429	139,195,429	100.000	139,195,429	0	100.000	0.000
	Instapoll	139,195,429	0	0.000	0	0	0.000	0.000
	Postal Ballot	139,195,429	0	0.000	0	0	0.000	0.000
	Total	139,195,429	139,195,429	100.000	139,195,429	0	100.000	0.000
Public-Institutions	E-Voting	128,425,262	70,172,686	54.641	70,172,686	0	100.000	0.000
	Instapoll	128,425,262	0	0.000	0	0	0.000	0.000
	Postal Ballot	128,425,262	0	0.000	0	0	0.000	0.000
	Total	128,425,262	70,172,686	54.641	70,172,686	0	100.000	0.000
Public- Non Institutions	E-Voting	225,894,201	139,637,432	61.812	139,637,432	92	100.000	0.000
	Instapoll	225,894,201	7998	0.004	7998	0	100.000	0.000
	Postal Ballot	225,894,201	0	0.000	0	0	0.000	0.000
	Total	225,894,201	139,637,432	61.812	139,637,432	92	100.000	0.000
Total	493,514,892	349,005,547	70.718	349,005,455	92	100.000	0.000	

voting by members holding Partly paid up Equity Shares of face value of Rs. 2 each, with paid up value Rs.1.10 per share (having 55% Voting Rights on each share held by them) (PPS)								
Category	Mode of Voting	No. of shares held (1)	No. of votes polled (2)	% of Votes Polled on outstanding shares (3)=[(2)/(1)]*100	No. of Votes - in favour (4)	No. of Votes - against (5)	% of Votes in favour on votes polled (6)=[(4)/(2)]*100	% of Votes against on votes polled (7)=[(5)/(2)]*100
Promoter and Promoter Group	E-Voting	35,788,434	35,788,434	100.000	35,788,434	0	100.000	0.000
	Instapoll	35,788,434	0	0.000	0	0	0.000	0.000
	Postal Ballot	35,788,434	0	0.000	0	0	0.000	0.000
	Total	35,788,434	35,788,434	100.000	35,788,434	0	100.000	0.000
Public-Institutions	E-Voting	10,454,988	8,282,031	79.216	8,282,031	0	100.000	0.000
	Instapoll	10,454,988	0	0.000	0	0	0.000	0.000
	Postal Ballot	10,454,988	0	0.000	0	0	0.000	0.000
	Total	10,454,988	8,282,031	79.216	8,282,031	0	100.000	0.000
Public- Non Institutions	E-Voting	36,560,442	18,101,387	49.511	18,101,387	0	100.000	0.000
	Instapoll	36,560,442	6,433	0.018	6,433	0	100.000	0.000
	Postal Ballot	36,560,442	0	0.000	0	0	0.000	0.000
	Total	36,560,442	18,107,820	49.528	18,107,820	0	100.000	0.000
Total	82,803,864	62,178,285	75.091	62,178,285	0	100.000	0.000	

voting by members holding Partly paid up Equity Shares of face value of Rs. 2 each, with paid up value Re.0.80 per share (having 40% Voting Rights on each share held by them) (PPS)								
Category	Mode of Voting	No. of shares held (1)	No. of votes polled (2)	% of Votes Polled on outstanding shares (3)=[(2)/(1)]*100	No. of Votes - in favour (4)	No. of Votes - against (5)	% of Votes in favour on votes polled (6)=[(4)/(2)]*100	% of Votes against on votes polled (7)=[(5)/(2)]*100
Promoter and Promoter Group	E-Voting	0	0	0.000	0	0	0.000	0.000
	Instapoll	0	0	0.000	0	0	0.000	0.000
	Postal Ballot	0	0	0.000	0	0	0.000	0.000
	Total	0	0	0.000	0	0	0.000	0.000
Public-Institutions	E-Voting	464	0	0.000	0	0	0.000	0.000
	Instapoll	464	0	0.000	0	0	0.000	0.000
	Postal Ballot	464	0	0.000	0	0	0.000	0.000
	Total	464	0	0.000	0	0	0.000	0.000
Public- Non Institutions	E-Voting	104,790	0	0.000	0	0	0.000	0.000
	Instapoll	104,790	0	0.000	0	0	0.000	0.000
	Postal Ballot	104,790	0	0.000	0	0	0.000	0.000
	Total	104,790	0	0.000	0	0	0.000	0.000
Total	105,254	0	0.000	0	0	0.000	0.000	

Combined voting by members -Based on the Voting Rights (FPS-100% ; PPS-55% ; PPS- 40%) held by them								
Category	Mode of Voting	Voting Rights Held (1)	Voting Rights Polled (2)	% of Voting Rights Polled on outstanding Voting Rights (3)=[(2)/(1)]*100	No. of Voting Rights - in favour (4)	No. of Voting Rights - against (5)	% of Voting Rights in favour on Voting Rights polled (6)=[(4)/(2)]*100	% of Voting Rights against on Voting Rights polled (7)=[(5)/(2)]*100
Promoter and Promoter Group	E-Voting	158,879,067.70	158,879,067.70	100.000	158,879,067.70	0	100.000	0.000
	Instapoll	158,879,067.70	0	0.000	0	0	0.000	0.000
	Postal Ballot	158,879,067.70	0	0.000	0	0	0.000	0.000
	Total	158,879,067.70	158,879,067.70	100.000	158,879,067.70	0	100.000	0.000
Public-Institutions	E-Voting	134,175,691.00	74,727,803.05	55.694	74,727,803.05	0	100.000	0.000
	Instapoll	134,175,691.00	0	0.000	0	0	0.000	0.000
	Postal Ballot	134,175,691.00	0	0.000	0	0	0.000	0.000
	Total	134,175,691.00	74,727,803.05	55.694	74,727,803.05	0	100.000	0.000
Public- Non Institutions	E-Voting	246,044,360.10	149,585,196.85	60.796	149,585,196.85	92.00	100.000	0.000
	Instapoll	246,044,360.10	11,536.15	0.005	11,536.15	0.00	100.000	0.000
	Postal Ballot	246,044,360.10	0	0.000	0	0	0.000	0.000
	Total	246,044,360.10	149,596,733.00	60.801	149,596,641.00	92.00	100.000	0.000
Total	539,099,118.80	383,203,603.75	71.082	383,203,511.75	92.00	100.000	0.000	



Agenda item no. 13: Approval for the appointment of Mrs. Fanbrj Mein Jaswal, IRS (Retd.) (DIN: 07011247) as an Independent Director.

Resolution required: (Ordinary/ Special)		Ordinary						
Whether promoter/ promoter group are interested in the agenda/resolution?		No						
voting by members holding fully paid up Equity Shares of face value of Rs. 7 each (having 100% Voting Rights on each share held by them) (FPS)								
Category	Mode of Voting	No. of shares held (1)	No. of votes polled (2)	% of Votes Polled on outstanding shares (3)=[(2)/(1)]*100	No. of Votes - in favour (4)	No. of Votes - against (5)	% of Votes in favour on votes polled (6)=[(4)/(2)]*100	% of Votes against on votes polled (7)=[(5)/(2)]*100
Promoter and Promoter Group	E-Voting	139,195,429	139,195,429	100.000	139,195,429	0	100.000	0.000
	Instapoll	139,195,429	0	0.000	0	0	0.000	0.000
	Postal Ballot	139,195,429	0	0.000	0	0	0.000	0.000
	Total	139,195,429	139,195,429	100.000	139,195,429	0	100.000	0.000
Public-Institutions	E-Voting	128,425,262	70172686	54.641	70,172,686	0	100.000	0.000
	Instapoll	128,425,262	0	0.000	0	0	0.000	0.000
	Postal Ballot	128,425,262	0	0.000	0	0	0.000	0.000
	Total	128,425,262	70,172,686	54.641	70,172,686	0	100.000	0.000
Public- Non Institutions	E-Voting	225,894,201	139629434	61.812	139,629,342	92	100.000	0.000
	Instapoll	225,894,201	7998	0.004	7998	0	100.000	0.000
	Postal Ballot	225,894,201	0	0.000	0	0	100.000	0.000
	Total	225,894,201	139,637,432	61.815	139,637,340	92	100.000	0.000
Total	493,514,892	349,005,547	70.718	349,005,455	92	100.000	0.000	

voting by members holding Partly paid up Equity Shares of face value of Rs. 2 each, with paid up value Rs.1.10 per share (having 55% Voting Rights on each share held by them) (PPS)

Category	Mode of Voting	No. of shares held (1)	No. of votes polled (2)	% of Votes Polled on outstanding shares (3)=[(2)/(1)]*100	No. of Votes - in favour (4)	No. of Votes - against (5)	% of Votes in favour on votes polled (6)=[(4)/(2)]*100	% of Votes against on votes polled (7)=[(5)/(2)]*100
Promoter and Promoter Group	E-Voting	35,788,434	35,788,434	100.000	35,788,434	0	100.000	0.000
	Instapoll	35,788,434	0	0.000	0	0	0.000	0.000
	Postal Ballot	35,788,434	0	0.000	0	0	0.000	0.000
	Total	35,788,434	35,788,434	100.000	35,788,434	0	100.000	0.000
Public-Institutions	E-Voting	10,454,988	8,282,031	79.216	8,282,031	0	100.000	0.000
	Instapoll	10,454,988	0	0.000	0	0	100.000	0.000
	Postal Ballot	10,454,988	0	0.000	0	0	0.000	0.000
	Total	10,454,988	8,282,031	79.216	8,282,031	0	100.000	0.000
Public- Non Institutions	E-Voting	36,560,442	18,101,387	49.511	18,101,387	0	100.000	0.000
	Instapoll	36,560,442	6,433	0.018	6,433	0	100.000	0.000
	Postal Ballot	36,560,442	0	0.000	0	0	0.000	0.000
	Total	36,560,442	18,107,820	49.528	18,107,820	0	100.000	0.000
Total	82,803,864	62,178,285	75.091	62,178,285	0	100.000	0.000	

voting by members holding Partly paid up Equity Shares of face value of Rs. 2 each, with paid up value Re.0.80 per share (having 40% Voting Rights on each share held by them) (PPS)

Category	Mode of Voting	No. of shares held (1)	No. of votes polled (2)	% of Votes Polled on outstanding shares (3)=[(2)/(1)]*100	No. of Votes - in favour (4)	No. of Votes - against (5)	% of Votes in favour on votes polled (6)=[(4)/(2)]*100	% of Votes against on votes polled (7)=[(5)/(2)]*100
Promoter and Promoter Group	E-Voting	0	0	0.000	0	0	0.000	0.000
	Instapoll	0	0	0.000	0	0	0.000	0.000
	Postal Ballot	0	0	0.000	0	0	0.000	0.000
	Total	0	0	0.000	0	0	0.000	0.000
Public-Institutions	E-Voting	464	0	0.000	0	0	0.000	0.000
	Instapoll	464	0	0.000	0	0	0.000	0.000
	Postal Ballot	464	0	0.000	0	0	0.000	0.000
	Total	464	0	0.000	0	0	0.000	0.000
Public- Non Institutions	E-Voting	104,790	0	0.000	0	0	0.000	0.000
	Instapoll	104,790	0	0.000	0	0	0.000	0.000
	Postal Ballot	104,790	0	0.000	0	0	0.000	0.000
	Total	104,790	0	0.000	0	0	0.000	0.000
Total	105,254	0	0.000	0	0	0.000	0.000	

Combined voting by members -Based on the Voting Rights (FPS-100%; PPS-55%; PPS- 40%) held by them

Category	Mode of Voting	Voting Rights Held (1)	Voting Rights Polled (2)	% of Voting Rights Polled on outstanding Voting Rights (3)=[(2)/(1)]*100	No. of Voting Rights - in favour (4)	No. of Voting Rights - against (5)	% of Voting Rights in favour on Voting Rights polled (6)=[(4)/(2)]*100	% of Voting Rights against on Voting Rights polled (7)=[(5)/(2)]*100
Promoter and Promoter Group	E-Voting	158,879,067.70	158,879,067.70	100.000	158,879,067.70	0	100.000	0.000
	Instapoll	158,879,067.70	0	0.000	0	0	0.000	0.000
	Postal Ballot	158,879,067.70	0	0.000	0	0	0.000	0.000
	Total	158,879,067.70	158,879,067.70	100.000	158,879,067.70	0	100.000	0.000
Public-Institutions	E-Voting	134,175,691.00	74,727,803.05	55.694	74,727,803.05	0	100.000	0.000
	Instapoll	134,175,691.00	0	0.000	0	0	0.000	0.000
	Postal Ballot	134,175,691.00	0	0.000	0	0	0.000	0.000
	Total	134,175,691.00	74,727,803.05	55.694	74,727,803.05	0	100.000	0.000
Public- Non Institutions	E-Voting	246,044,360.10	149,585,196.85	60.796	149,585,104.85	92.00	100.000	0.000
	Instapoll	246,044,360.10	11,536.15	0.005	11,536.15	0	100.000	0.000
	Postal Ballot	246,044,360.10	0	0.000	0	0	0.000	0.000
	Total	246,044,360.10	149,596,733.00	60.801	149,596,641.00	92.00	100.000	0.000
Total	539,099,118.80	383,203,603.75	71.082	383,203,511.75	92.00	100.000	0.000	



Agenda item no. 14: Approval for the appointment of Mr. Sameer Gehlaut (DIN: 00060783) as a Whole time Director & Key Managerial Personnel, designated as Chairman and Chief Executive Officer (CEO) of the Company for a period of five years with effect from September 25, 2020.								
Resolution required: (Ordinary/ Special) Special								
Whether promoter/ promoter group are interested in the agenda/resolution? Yes								
voting by members holding fully paid up Equity Shares of face value of Rs. 2 each (having 100% Voting Rights on each share held by them) (FPS)								
Category	Mode of Voting	No. of shares held (1)	No. of votes polled (2)	% of Votes Polled on outstanding shares (3)=[(2)/(1)]*100	No. of Votes - in favour (4)	No. of Votes - against (5)	% of Votes in favour on votes polled (6)=[(4)/(2)]*100	% of Votes against on votes polled (7)=[(5)/(2)]*100
Promoter and Promoter Group	E-Voting	139,195,429	0	0.000	0	0	0.000	0.000
	Instapoll	139,195,429	0	0.000	0	0	0.000	0.000
	Postal Ballot	139,195,429	0	0.000	0	0	0.000	0.000
	Total	139,195,429	0	0.000	0	0	0.000	0.000
Public-Institutions	E-Voting	128,425,262	701,72686	54.641	59,970,051	10,202,635	85.461	14.539
	Instapoll	128,425,262	0	0.000	0	0	0.000	0.000
	Postal Ballot	128,425,262	0	0.000	0	0	0.000	0.000
	Total	128,425,262	701,72686	54.641	59,970,051	10,202,635	85.461	14.539
Public- Non Institutions	E-Voting	225,894,201	139629434	61.812	139,629,434	0	100.000	0.000
	Instapoll	225,894,201	7998	0.004	7998	0	100.000	0.000
	Postal Ballot	225,894,201	0	0.000	0	0	0.000	0.000
	Total	225,894,201	139,637,432	61.815	139,637,432	0	100.000	0.000
Total	493,514,892	209,810,118	42.513	199,607,483	10,202,635	95.137	4.863	
voting by members holding Partly paid up Equity Shares of face value of Rs. 2 each, with paid up value Rs.1.10 per share (having 55% Voting Rights on each share held by them) (PPS)								
Category	Mode of Voting	No. of shares held (1)	No. of votes polled (2)	% of Votes Polled on outstanding shares (3)=[(2)/(1)]*100	No. of Votes - in favour (4)	No. of Votes - against (5)	% of Votes in favour on votes polled (6)=[(4)/(2)]*100	% of Votes against on votes polled (7)=[(5)/(2)]*100
Promoter and Promoter Group	E-Voting	35,788,434	0	0.000	0	0	0.000	0.000
	Instapoll	35,788,434	0	0.000	0	0	0.000	0.000
	Postal Ballot	35,788,434	0	0.000	0	0	0.000	0.000
	Total	35,788,434	0	0.000	0	0	0.000	0.000
Public-Institutions	E-Voting	10,454,988	8,282,031	79.216	8,282,031	0	100.000	0.000
	Instapoll	10,454,988	0	0.000	0	0	0.000	0.000
	Postal Ballot	10,454,988	0	0.000	0	0	0.000	0.000
	Total	10,454,988	8,282,031	79.216	8,282,031	0	100.000	0.000
Public- Non Institutions	E-Voting	36,560,442	18,101,387	49.511	15,467,158	2,634,229	85.447	14.553
	Instapoll	36,560,442	6,433	0.018	6,433	0	100.000	0.000
	Postal Ballot	36,560,442	0	0.000	0	0	0.000	0.000
	Total	36,560,442	18,107,820	49.528	15,473,591	2,634,229	85.453	14.547
Total	82,803,864	26,389,851	31.870	23,755,622	2,634,229	90.018	9.982	
voting by members holding Partly paid up Equity Shares of face value of Rs. 2 each, with paid up value Re.0.80 per share (having 40% Voting Rights on each share held by them) (PPS)								
Category	Mode of Voting	No. of shares held (1)	No. of votes polled (2)	% of Votes Polled on outstanding shares (3)=[(2)/(1)]*100	No. of Votes - in favour (4)	No. of Votes - against (5)	% of Votes in favour on votes polled (6)=[(4)/(2)]*100	% of Votes against on votes polled (7)=[(5)/(2)]*100
Promoter and Promoter Group	E-Voting	0	0	0.000	0	0	0.000	0.000
	Instapoll	0	0	0.000	0	0	0.000	0.000
	Postal Ballot	0	0	0.000	0	0	0.000	0.000
	Total	0	0	0.000	0	0	0.000	0.000
Public-Institutions	E-Voting	464	0	0.000	0	0	0.000	0.000
	Instapoll	464	0	0.000	0	0	0.000	0.000
	Postal Ballot	464	0	0.000	0	0	0.000	0.000
	Total	464	0	0.000	0	0	0.000	0.000
Public- Non Institutions	E-Voting	104,790	0	0.000	0	0	0.000	0.000
	Instapoll	104,790	0	0.000	0	0	0.000	0.000
	Postal Ballot	104,790	0	0.000	0	0	0.000	0.000
	Total	104,790	0	0.000	0	0	0.000	0.000
Total	105,254	0	0.000	0	0	0.000	0.000	
Combined voting by members -Based on the Voting Rights (FPS-100% ; PPS-55%; PPS- 40%) held by them								
Category	Mode of Voting	Voting Rights Held (1)	Voting Rights Polled (2)	% of Voting Rights Polled on outstanding Voting Rights (3)=[(2)/(1)]*100	No. of Voting Rights - in favour (4)	No. of Voting Rights - against (5)	% of Voting Rights in favour on Voting Rights polled (6)=[(4)/(2)]*100	% of Voting Rights against on Voting Rights polled (7)=[(5)/(2)]*100
Promoter and Promoter Group	E-Voting	158,879,067.70	0	0.000	0	0	0.000	0.000
	Instapoll	158,879,067.70	0	0.000	0	0	0.000	0.000
	Postal Ballot	158,879,067.70	0	0.000	0	0	0.000	0.000
	Total	158,879,067.70	0	0.000	0	0	0.000	0.000
Public-Institutions	E-Voting	134,175,691.00	74,727,803.05	55.694	64,525,168.05	10,202,635.00	86.347	13.653
	Instapoll	134,175,691.00	-	0.000	-	0.000	0.000	0.000
	Postal Ballot	134,175,691.00	0	0.000	0	0	0.000	0.000
	Total	134,175,691.00	74,727,803.05	55.694	64,525,168.05	10,202,635.00	86.347	13.653
Public- Non Institutions	E-Voting	246,044,360.10	149,585,196.85	60.796	148,136,370.90	1,448,825.95	99.031	0.969
	Instapoll	246,044,360.10	11,536.15	0.005	11,536.15	0.000	100.000	0.000
	Postal Ballot	246,044,360.10	0	0.000	0	0	0.000	0.000
	Total	246,044,360.10	149,596,733.00	60.801	148,147,907.05	1,448,825.95	99.032	0.968
Total	539,099,118.80	224,324,536.05	41.611	212,673,075.10	11,651,460.95	94.806	5.194	



Agenda item no. 15: Approval for issue of Non-Convertible Debentures, of the Company, on private placement basis.

Resolution required: (Ordinary/ Special)		Special						
Whether promoter/ promoter group are interested in the agenda/resolution?		No						
voting by members holding fully paid up Equity Shares of face value of Rs. 2 each (having 100% Voting Rights on each share held by them) (FPS)								
Category	Mode of Voting	No. of shares held (1)	No. of votes polled (2)	% of Votes Polled on outstanding shares (3)=[(2)/(1)]*100	No. of Votes - in favour (4)	No. of Votes - against (5)	% of Votes in favour on votes polled (6)=[(4)/(2)]*100	% of Votes against on votes polled (7)=[(5)/(2)]*100
Promoter and Promoter Group	E-Voting	139,195,429	139,195,429	100.000	139,195,429	0	100.000	0.000
	Instapoll	139,195,429	0	0.000	0	0	0.000	0.000
	Postal Ballot	139,195,429	0	0.000	0	0	0.000	0.000
	Total	139,195,429	139,195,429	100.000	139,195,429	0	100.000	0.000
Public-Institutions	E-Voting	128,425,262	70,172,686	54.641	70,172,686	0	100.000	0.000
	Instapoll	128,425,262	0	0.000	0	0	0.000	0.000
	Postal Ballot	128,425,262	0	0.000	0	0	0.000	0.000
	Total	128,425,262	70,172,686	54.641	70,172,686	0	100.000	0.000
Public- Non Institutions	E-Voting	225,894,201	139,629,434	61.812	139,629,342	92	100.000	0.000
	Instapoll	225,894,201	7998	0.004	7998	0	100.000	0.000
	Postal Ballot	225,894,201	0	0.000	0	0	0.000	0.000
	Total	225,894,201	139,637,432	61.815	139,637,340	92	100.000	0.000
Total	493,514,892	349,005,547	70.718	349,005,455	92	100.000	0.000	

voting by members holding Partly paid up Equity Shares of face value of Rs. 2 each, with paid up value Rs.1.10 per share (having 55% Voting Rights on each share held by them) (PPS)

Category	Mode of Voting	No. of shares held (1)	No. of votes polled (2)	% of Votes Polled on outstanding shares (3)=[(2)/(1)]*100	No. of Votes - in favour (4)	No. of Votes - against (5)	% of Votes in favour on votes polled (6)=[(4)/(2)]*100	% of Votes against on votes polled (7)=[(5)/(2)]*100
Promoter and Promoter Group	E-Voting	35,788,434	35,788,434	100.000	35,788,434	0	100.000	0.000
	Instapoll	35,788,434	0	0.000	0	0	0.000	0.000
	Postal Ballot	35,788,434	0	0.000	0	0	0.000	0.000
	Total	35,788,434	35,788,434	100.000	35,788,434	0	100.000	0.000
Public-Institutions	E-Voting	10,454,988	8,282,031	79.216	8,282,031	0	100.000	0.000
	Instapoll	10,454,988	0	0.000	0	0	0.000	0.000
	Postal Ballot	10,454,988	0	0.000	0	0	0.000	0.000
	Total	10,454,988	8,282,031	79.216	8,282,031	0	100.000	0.000
Public- Non Institutions	E-Voting	36,560,442	18,101,387	49.511	18,101,387	0	100.000	0.000
	Instapoll	36,560,442	6,433	0.018	6,433	0	100.000	0.000
	Postal Ballot	36,560,442	0	0.000	0	0	0.000	0.000
	Total	36,560,442	18,107,820	49.528	18,107,820	0	100.000	0.000
Total	82,803,864	62,178,285	75.091	62,178,285	0	100.000	0.000	

voting by members holding Partly paid up Equity Shares of face value of Rs. 2 each, with paid up value Re.0.80 per share (having 40% Voting Rights on each share held by them) (PPS)

Category	Mode of Voting	No. of shares held (1)	No. of votes polled (2)	% of Votes Polled on outstanding shares (3)=[(2)/(1)]*100	No. of Votes - in favour (4)	No. of Votes - against (5)	% of Votes in favour on votes polled (6)=[(4)/(2)]*100	% of Votes against on votes polled (7)=[(5)/(2)]*100
Promoter and Promoter Group	E-Voting	0	0	0.000	0	0	0.000	0.000
	Instapoll	0	0	0.000	0	0	0.000	0.000
	Postal Ballot	0	0	0.000	0	0	0.000	0.000
	Total	0	0	0.000	0	0	0.000	0.000
Public-Institutions	E-Voting	464	0	0.000	0	0	0.000	0.000
	Instapoll	464	0	0.000	0	0	0.000	0.000
	Postal Ballot	464	0	0.000	0	0	0.000	0.000
	Total	464	0	0.000	0	0	0.000	0.000
Public- Non Institutions	E-Voting	104,790	0	0.000	0	0	0.000	0.000
	Instapoll	104,790	0	0.000	0	0	0.000	0.000
	Postal Ballot	104,790	0	0.000	0	0	0.000	0.000
	Total	104,790	0	0.000	0	0	0.000	0.000
Total	105,254	0	0.000	0	0	0.000	0.000	

Combined voting by members -Based on the Voting Rights (FPS-100%; PPS-55%; PPS- 40%) held by them

Category	Mode of Voting	Voting Rights Held (1)	Voting Rights Polled (2)	% of Voting Rights Polled on outstanding Voting Rights (3)=[(2)/(1)]*100	No. of Voting Rights - in favour (4)	No. of Voting Rights - against (5)	% of Voting Rights in favour on Voting Rights polled (6)=[(4)/(2)]*100	% of Voting Rights against on Voting Rights polled (7)=[(5)/(2)]*100
Promoter and Promoter Group	E-Voting	158,879,067.70	158,879,067.70	100.000	158,879,067.70	0	100.000	0.000
	Instapoll	158,879,067.70	0	0.000	0	0	0.000	0.000
	Postal Ballot	158,879,067.70	0	0.000	0	0	0.000	0.000
	Total	158,879,067.70	158,879,067.70	100.000	158,879,067.70	0	100.000	0.000
Public-Institutions	E-Voting	134,175,691.00	74,727,803.05	55.694	74,727,803.05	0	100.000	0.000
	Instapoll	134,175,691.00	0	0.000	0	0	0.000	0.000
	Postal Ballot	134,175,691.00	0	0.000	0	0	0.000	0.000
	Total	134,175,691.00	74,727,803.05	55.694	74,727,803.05	0	100.000	0.000
Public- Non Institutions	E-Voting	246,044,360.10	149,585,196.85	60.796	149,585,104.85	92.00	100.000	0.000
	Instapoll	246,044,360.10	11,536.15	0.005	11,536.15	0.00	100.000	0.000
	Postal Ballot	246,044,360.10	0	0.000	0	0	0.000	0.000
	Total	246,044,360.10	149,596,733.00	60.801	149,596,641.00	92.00	100.000	0.000
Total	539,099,118.80	383,203,603.75	71.082	383,203,511.75	92.00	100.000	0.000	

