

संदर्भ सं. 20 /एसएआईसी/2018-19

March 29, 2019

The Company Secretary, Lloyds Steels Industries Ltd Plot No A -5/5, MIDC Industrial Area, Murbad, Dist.Thane, Thane, <u>Maharashtra, 421401</u>	The Director, Bombay Stock Exchange Phiroze Jeejeebhoy Towers, Dalal Street, <u>Mumbai – 400 001.</u>	The Director National Stock Exchange Ltd., Exchange Plaza, Plot No. C/1, G Block, Bandra-Kurla complex, Bandra (E), <u>Mumbai – 400 051.</u>
--	---	--

प्रिय महोदय/Dear Sir,


सेबी (शेयरों का पर्याप्त अर्जन एवं अधिग्रहण) विनियमन, 2011 के विनियम 29(2) तथा सेबी (भेदिया कारोबार) (संशोधन) विनियमन, 2002 के विनियम सं. 13 (3) के अंतर्गत प्रकटन
Disclosure under Regulation 29 (2) of SEBI (Substantial Acquisition of Shares and Takeovers) Regulations, 2011 and Regulation No.13 (3) of SEBI (Insider Trading) (Amendment) Regulations, 2002

उपर्युक्त विनियमन के निबंधनों के अनुसार, हम अनुबंध में दिये गये विवरण के अनुसार लॉयडस स्टील इंडस्ट्रीज़ लिमिटेड के बेचे गये शेयरों के ब्योरे इसके साथ संलग्न करते हैं:

In terms of the above Regulations, we hereby disclose the details of shares sold of Lloyds Steels Industries Ltd as per details given in Annexure:

Particulars of sale	Number	% w.r.t. total paid up capital of Target Company
बिक्री से पूर्व शेयर / Shares before sale	10,20,00,000	11.349%
बेचे गये शेयर / Shares sold from 3/6/2011 to 28/03/2019	1,94,78,054	2.167%
बिक्री के बाद शेयर / Shares after sale	8,25,21,946	9.1824%

Signature of Authorised Signatory





 (वेंकटा वंकारा)
 उप महा प्रबंधक

ANNEXURE - B

Disclosure under Regulation 29 (2) of SEBI (Substantial Acquisition of Shares and Takeovers) Regulations, 2011


1	Name of the Target Company (TC)	LLOYDS STEEL INDUSTRIES LIMITED		
2	Name(s) of the acquirer and Persons Acting in Concert (PAC) with the acquirer	As Per Annexure		
3	Whether the acquirer belongs to Promoter/ Promoter Group	Market sale		
4	Name(s) of the Stock Exchange(s) where the shares of TC are listed	BSE and NSE		
5	Details of the acquisition/disposal/holding of shares/voting rights/holding of the Acquirer and PAC	Number	% w.r.t. total share/voting capital wherever applicable	% w.r.t. total diluted share/voting capital of the TC (*)
	Before the acquisition/disposal under consideration, holding of:			
	a) Shares carrying voting rights	10 20 00 000	11.349%	11.349%
	b) Voting Rights (VR) otherwise than by equity shares			
	c) Warrants/convertible securities/any other instrument that entitles the acquirer to receive shares carrying voting rights in the TC (specify holding in each category) acquired/sold			
	Total (a+b+c)	10 20 00 000	11.349%	11.349%
	Details of sale			
	a) Shares carrying voting rights sold	1 94 78 054	2.167%	2.167%
	b) VRs acquired/sold otherwise than by equity shares			
	c) Warrants/convertible securities/any other instrument that entitles the acquirer to receive shares carryin voting rights in the TC (specify holding in each category) after acquisition			
	Total (a+b+c)	1 94 78 054	2.167%	2.167%
	After the acquisition/Sale holding of:			
	a) Shares carrying voting rights	8 25 21 946	9.182%	9.182%
	b) VRs otherwise than by equity shares			
	c) Warrants/convertible securities/any other instrument that entitles the acquirer to receive shares carryin voting rights in the TC (specify holding in each category) after acquisition			
	Total (a+b+c)	8 25 21 946	9.182%	9.182%
6	Mode of sale (e.g. open market/off-market/public issue/rights issue/preferential allotment/inter-se transfer, etc.)	Market sale		
7	Date of sale of shares/VR/warrants or date of receipt of intimation of allotment of shares, whichever is applicable	3/06/2011 to 28/03/2019		
8	Equity share capital/total voting capital of the TC before the said acquisition/sale	89 86 98 382		
9	Equity share capital/total voting capital of the TC after the said acquisition/sale	89 86 98 382		
10	Total diluted share/voting capital of the TC after the said acquisition/sale	89 86 98 382		
Note: (*) Diluted share/voting capital means the total number of shares in the TC assuming full conversion of the outstanding convertible securities/warrants into equity shares of the TC.				
Signature of the acquirer / seller / Authorised Signatory Place: Mumbai Date: 29/03/2019				

Earlier
 15,00,00,000 shares
 and subsequently
 de-merged on
 08.06.16 to
 10,20,00,000
 shares.



IDBI Bank Ltd					
FINANCE AND ACCOUNTS DEPTT (Investment Cell)					
BROKER WISE SALE DETAILS					
DETAILS OF SALES DURING THE PERIOD FROM 29-Mar-2013 TO 29-Mar-2019					
REPORT DATE :29-Mar-2019					
Name of Company: LLOYDS STEEL INDUSTRIES LIMITED					
Date	Name of Broker	Exchange	SEBI Registration No.	Shares Sold	Amount
28-Mar-2019	ALMONDZ GLOBAL SECURITIES	BSE	11NZ000213936	2 31 000.00	2 32 801.80
ALMONDZ GLOBAL SECURITIES LTD. TOTAL				2 31 000.00	2 32 801.80
03-Oct-2017	IDBI CAPITAL MARKETS & SECUR	BSE	11NZ000007237	100.00	139.70
28-Sep-2017	IDBI CAPITAL MARKETS & SECUR	NSE	11NZ000007237	743.00	1 037.94
29-Sep-2017	IDBI CAPITAL MARKETS & SECUR	BSE	11NZ000007237	1 500.00	2 095.43
27-Sep-2017	IDBI CAPITAL MARKETS & SECUR	BSE	11NZ000007237	2 001.00	2 895.13
11-Jul-2017	IDBI CAPITAL MARKETS & SECUR	BSE	11NZ000007237	2 500.00	4 240.74
13-Sep-2017	IDBI CAPITAL MARKETS & SECUR	BSE	11NZ000007237	3 465.00	5 186.17
04-Sep-2017	IDBI CAPITAL MARKETS & SECUR	NSE	11NZ000007237	4 066.00	6 085.71
14-Jul-2017	IDBI CAPITAL MARKETS & SECUR	NSE	11NZ000007237	5 000.00	8 481.47
17-Aug-2017	IDBI CAPITAL MARKETS & SECUR	NSE	11NZ000007237	5 000.00	7 483.65
29-Aug-2017	IDBI CAPITAL MARKETS & SECUR	NSE	11NZ000007237	5 000.00	7 483.65
05-Sep-2017	IDBI CAPITAL MARKETS & SECUR	NSE	11NZ000007237	5 000.00	7 483.65
07-Sep-2017	IDBI CAPITAL MARKETS & SECUR	NSE	11NZ000007237	6 646.00	9 947.27
17-Aug-2017	IDBI CAPITAL MARKETS & SECUR	BSE	11NZ000007237	10 000.00	14 967.30
28-Apr-2017	IDBI CAPITAL MARKETS & SECUR	NSE	11NZ000007237	10 000.00	20 455.93
04-May-2017	IDBI CAPITAL MARKETS & SECUR	NSE	11NZ000007237	10 000.00	21 453.78
05-May-2017	IDBI CAPITAL MARKETS & SECUR	NSE	11NZ000007237	10 000.00	21 453.78
15-Sep-2017	IDBI CAPITAL MARKETS & SECUR	NSE	11NZ000007237	10 000.00	14 967.30
27-Sep-2017	IDBI CAPITAL MARKETS & SECUR	NSE	11NZ000007237	10 000.00	14 468.39
06-Sep-2017	IDBI CAPITAL MARKETS & SECUR	BSE	11NZ000007237	10 500.00	15 715.67
14-Jul-2017	IDBI CAPITAL MARKETS & SECUR	BSE	11NZ000007237	11 465.00	19 448.02
01-Aug-2017	IDBI CAPITAL MARKETS & SECUR	BSE	11NZ000007237	13 970.00	23 697.23
31-Jan-2018	IDBI CAPITAL MARKETS & SECUR	NSE	11NZ000007237	14 878.00	38 598.48
08-Aug-2017	IDBI CAPITAL MARKETS & SECUR	BSE	11NZ000007237	19 081.00	32 366.99
03-Aug-2017	IDBI CAPITAL MARKETS & SECUR	NSE	11NZ000007237	20 000.00	33 925.88
12-Oct-2017	IDBI CAPITAL MARKETS & SECUR	NSE	11NZ000007237	20 000.00	27 938.96
09-Aug-2017	IDBI CAPITAL MARKETS & SECUR	BSE	11NZ000007237	25 000.00	39 912.80
11-Aug-2017	IDBI CAPITAL MARKETS & SECUR	NSE	11NZ000007237	25 000.00	37 418.25
08-Nov-2017	IDBI CAPITAL MARKETS & SECUR	BSE	11NZ000007237	31 238.00	46 754.86
28-Apr-2017	IDBI CAPITAL MARKETS & SECUR	BSE	11NZ000007237	31 770.00	64 671.46
12-Sep-2017	IDBI CAPITAL MARKETS & SECUR	NSE	11NZ000007237	35 700.00	53 433.27
05-Feb-2018	IDBI CAPITAL MARKETS & SECUR	NSE	11NZ000007237	36 125.00	82 906.37
26-Sep-2017	IDBI CAPITAL MARKETS & SECUR	BSE	11NZ000007237	39 761.00	57 527.77
06-Feb-2018	IDBI CAPITAL MARKETS & SECUR	NSE	11NZ000007237	39 774.00	87 312.05
13-Jul-2017	IDBI CAPITAL MARKETS & SECUR	BSE	11NZ000007237	41 545.00	70 472.54
08-Sep-2017	IDBI CAPITAL MARKETS & SECUR	BSE	11NZ000007237	43 180.00	64 628.81
21-Sep-2017	IDBI CAPITAL MARKETS & SECUR	NSE	11NZ000007237	43 452.00	65 035.92

10-Nov-2017	IDBI CAPITAL MARKETS & SECUR	NSE	1INZ000007237	44 000.00	65 856.12
01-Feb-2018	IDBI CAPITAL MARKETS & SECUR	NSE	1INZ000007237	46 801.00	1 16 747.44
20-Nov-2017	IDBI CAPITAL MARKETS & SECUR	BSE	1INZ000007237	50 000.00	92 298.35
10-Aug-2017	IDBI CAPITAL MARKETS & SECUR	NSE	1INZ000007237	50 000.00	78 578.33
22-Aug-2017	IDBI CAPITAL MARKETS & SECUR	NSE	1INZ000007237	50 000.00	76 083.78
31-Aug-2017	IDBI CAPITAL MARKETS & SECUR	NSE	1INZ000007237	50 000.00	74 836.50
20-Nov-2017	IDBI CAPITAL MARKETS & SECUR	NSE	1INZ000007237	50 000.00	92 298.35
31-Jul-2017	IDBI CAPITAL MARKETS & SECUR	NSE	1INZ000007237	51 662.00	87 633.95
29-Sep-2017	IDBI CAPITAL MARKETS & SECUR	NSE	1INZ000007237	52 598.00	73 476.68
08-Aug-2017	IDBI CAPITAL MARKETS & SECUR	NSE	1INZ000007237	52 863.00	89 671.19
28-Aug-2017	IDBI CAPITAL MARKETS & SECUR	NSE	1INZ000007237	55 511.00	83 084.98
08-Feb-2018	IDBI CAPITAL MARKETS & SECUR	BSE	1INZ000007237	55 638.00	1 05 481.75
23-Aug-2017	IDBI CAPITAL MARKETS & SECUR	NSE	1INZ000007237	55 721.00	83 399.30
10-Nov-2017	IDBI CAPITAL MARKETS & SECUR	BSE	1INZ000007237	56 000.00	83 816.88
12-Jul-2017	IDBI CAPITAL MARKETS & SECUR	BSE	1INZ000007237	56 406.00	95 681.16
25-Sep-2017	IDBI CAPITAL MARKETS & SECUR	NSE	1INZ000007237	60 000.00	86 810.34
10-Jul-2017	IDBI CAPITAL MARKETS & SECUR	NSE	1INZ000007237	62 309.00	1 05 694.39
02-Feb-2018	IDBI CAPITAL MARKETS & SECUR	BSE	1INZ000007237	63 398.00	1 41 701.94
07-Jul-2017	IDBI CAPITAL MARKETS & SECUR	BSE	1INZ000007237	70 193.00	1 19 067.97
05-Feb-2018	IDBI CAPITAL MARKETS & SECUR	BSE	1INZ000007237	73 478.00	1 56 166.96
05-Jul-2017	IDBI CAPITAL MARKETS & SECUR	BSE	1INZ000007237	73 692.00	1 30 150.50
08-Sep-2017	IDBI CAPITAL MARKETS & SECUR	NSE	1INZ000007237	78 232.00	1 17 092.19
13-Sep-2017	IDBI CAPITAL MARKETS & SECUR	NSE	1INZ000007237	86 068.00	1 28 820.56
07-Jul-2017	IDBI CAPITAL MARKETS & SECUR	NSE	1INZ000007237	88 510.00	1 50 138.99
01-Aug-2017	IDBI CAPITAL MARKETS & SECUR	NSE	1INZ000007237	90 341.00	1 53 244.90
16-Jan-2018	IDBI CAPITAL MARKETS & SECUR	BSE	1INZ000007237	91 581.00	4 09 388.47
24-Apr-2017	IDBI CAPITAL MARKETS & SECUR	BSE	1INZ000007237	1 00 000.00	2 37 488.30
10-Jul-2017	IDBI CAPITAL MARKETS & SECUR	BSE	1INZ000007237	1 00 000.00	1 69 629.40
02-Nov-2017	IDBI CAPITAL MARKETS & SECUR	BSE	1INZ000007237	1 00 000.00	1 45 681.72
29-Nov-2017	IDBI CAPITAL MARKETS & SECUR	BSE	1INZ000007237	1 00 000.00	1 85 594.52
06-Dec-2017	IDBI CAPITAL MARKETS & SECUR	BSE	1INZ000007237	1 00 000.00	1 57 655.56
07-Dec-2017	IDBI CAPITAL MARKETS & SECUR	BSE	1INZ000007237	1 00 000.00	1 65 638.12
08-Jan-2018	IDBI CAPITAL MARKETS & SECUR	BSE	1INZ000007237	1 00 000.00	3 36 265.34
04-Aug-2017	IDBI CAPITAL MARKETS & SECUR	NSE	1INZ000007237	1 00 000.00	1 64 640.30
14-Sep-2017	IDBI CAPITAL MARKETS & SECUR	NSE	1INZ000007237	1 00 000.00	1 49 673.00
23-Oct-2017	IDBI CAPITAL MARKETS & SECUR	NSE	1INZ000007237	1 00 000.00	1 49 673.00
24-Oct-2017	IDBI CAPITAL MARKETS & SECUR	NSE	1INZ000007237	1 00 000.00	1 49 722.90
27-Oct-2017	IDBI CAPITAL MARKETS & SECUR	NSE	1INZ000007237	1 00 000.00	1 49 673.00
31-Oct-2017	IDBI CAPITAL MARKETS & SECUR	NSE	1INZ000007237	1 00 000.00	1 49 673.00
02-Nov-2017	IDBI CAPITAL MARKETS & SECUR	NSE	1INZ000007237	1 00 000.00	1 44 683.90
02-Aug-2017	IDBI CAPITAL MARKETS & SECUR	NSE	1INZ000007237	1 08 988.00	1 79 884.05
12-Jul-2017	IDBI CAPITAL MARKETS & SECUR	NSE	1INZ000007237	1 09 797.00	1 86 248.00
24-Aug-2017	IDBI CAPITAL MARKETS & SECUR	NSE	1INZ000007237	1 22 851.00	1 84 781.90
13-Jul-2017	IDBI CAPITAL MARKETS & SECUR	NSE	1INZ000007237	1 24 975.00	2 11 994.35
06-Jul-2017	IDBI CAPITAL MARKETS & SECUR	BSE	1INZ000007237	1 50 000.00	2 55 940.83
07-Aug-2017	IDBI CAPITAL MARKETS & SECUR	NSE	1INZ000007237	1 51 647.00	2 59 810.28
30-Jan-2018	IDBI CAPITAL MARKETS & SECUR	BSE	1INZ000007237	1 52 020.00	3 92 873.47



29-Jan-2018	IDBI CAPITAL MARKETS & SECUR	BSE	1INZ000007237	1 64 953.00	4 47 694.06
11-Jul-2017	IDBI CAPITAL MARKETS & SECUR	NSE	1INZ000007237	1 74 127.00	2 95 370.59
09-Aug-2017	IDBI CAPITAL MARKETS & SECUR	NSE	1INZ000007237	1 75 000.00	2 79 389.60
05-Jul-2017	IDBI CAPITAL MARKETS & SECUR	NSE	1INZ000007237	1 79 312.00	3 15 473.69
22-Sep-2017	IDBI CAPITAL MARKETS & SECUR	NSE	1INZ000007237	1 82 190.00	2 63 599.60
26-Jul-2017	IDBI CAPITAL MARKETS & SECUR	BSE	1INZ000007237	1 87 593.00	3 29 443.93
22-Sep-2017	IDBI CAPITAL MARKETS & SECUR	BSE	1INZ000007237	1 88 933.00	2 73 355.64
03-Nov-2017	IDBI CAPITAL MARKETS & SECUR	NSE	1INZ000007237	2 00 000.00	2 84 418.62
06-Jul-2017	IDBI CAPITAL MARKETS & SECUR	NSE	1INZ000007237	2 50 000.00	4 24 322.96
31-Jan-2018	IDBI CAPITAL MARKETS & SECUR	BSE	1INZ000007237	2 51 272.00	6 19 288.85
26-Jul-2017	IDBI CAPITAL MARKETS & SECUR	NSE	1INZ000007237	2 58 376.00	4 46 299.64
06-Sep-2017	IDBI CAPITAL MARKETS & SECUR	NSE	1INZ000007237	2 65 458.00	3 97 318.96
26-Sep-2017	IDBI CAPITAL MARKETS & SECUR	NSE	1INZ000007237	2 93 274.00	4 24 320.27
15-Jan-2018	IDBI CAPITAL MARKETS & SECUR	BSE	1INZ000007237	3 00 000.00	12 78 207.42
19-Sep-2017	IDBI CAPITAL MARKETS & SECUR	NSE	1INZ000007237	3 33 141.00	4 98 622.13
12-Feb-2018	IDBI CAPITAL MARKETS & SECUR	BSE	1INZ000007237	4 00 000.00	6 86 500.16
10-Jan-2018	IDBI CAPITAL MARKETS & SECUR	BSE	1INZ000007237	7 00 000.00	25 84 353.80
07-Feb-2018	IDBI CAPITAL MARKETS & SECUR	BSE	1INZ000007237	11 00 000.00	21 18 371.86
IDBI CAPITAL MARKETS & SECURITIES LTD.(EX-				1 01 42 369.00	2 01 22 891.01
27-Jul-2017	MANGAL KESHAV SECURITIES LT	NSE	1INB230977432	1 00 000.00	1 79 608.00
MANGAL KESHAV SECURITIES LTD. TOTAL				1 00 000.00	1 79 608.00
09-Feb-2018	PNR SECURITIES	BSE	1INB010690833	34 876.00	62 989.55
28-Jul-2017	PNR SECURITIES	NSE	1INB230690833	1 88 762.00	3 29 616.21
06-Feb-2018	PNR SECURITIES	BSE	1INB010690833	2 55 197.00	5 16 927.05
07-Feb-2018	PNR SECURITIES	BSE	1INB010690833	3 00 000.00	5 77 740.00
07-Feb-2018	PNR SECURITIES	NSE	1INB230690833	3 00 000.00	6 28 650.00
12-Feb-2018	PNR SECURITIES	BSE	1INB010690833	4 00 000.00	6 86 520.00
28-Mar-2019	PNR SECURITIES	BSE	1INB010690833	17 72 368.00	15 91 653.82
28-Mar-2019	PNR SECURITIES	NSE	1INB230690833	53 36 456.00	48 78 602.41
PNR SECURITIES TOTAL				85 87 659.00	92 72 699.04
02-Feb-2018	SHAREKHAN LTD	NSE	1INZ000171337	14 876.00	35 628.02
12-Feb-2018	SHAREKHAN LTD	BSE	1INZ000171337	1 11 517.00	1 92 522.95
07-Feb-2018	SHAREKHAN LTD	NSE	1INZ000171337	2 90 633.00	6 09 050.51
SHAREKHAN LTD TOTAL				4 17 026.00	8 37 201.48
GRAND TOTAL				1 94 78 054.00	3 06 45 201.33

