

Date: October 22, 2021

To BSE Limited Listing Department Phiroze Jeejeebhoy Towers Dalal Street, Mumbai-400 001 Scrip Code: 532173	To National Stock Exchange of India Ltd. Listing Department Plot No. C1, Exchange Plaza G Block, Bandra Kurla Complex Bandra (East), Mumbai - 400 051 Symbol: CYBERTECH
--	---

Dear Sir/Madam,

Sub: Outcome of the Board Meeting

Ref: Regulation 30 of SEBI(Listing Obligations and Disclosure Requirements) Regulations, 2015

With reference to the captioned subject, please be informed that the Board of Directors of the Company (BM03/2021-22) at their meeting held today i.e., Friday, October 22, 2021, thru audio/video conferencing, inter alia considered and approved the following viz.,:

1. The Un-audited Financial Results (Standalone and Consolidated) along with Limited Review Report for the quarter and half year ended September 30, 2021, pursuant to Regulation 33 of the SEBI (Listing Obligations and Disclosure Requirements) Regulations, 2015 which has been duly reviewed and recommended by the Audit Committee;
2. Allotment of 8,000 Equity Shares of (Face value) Rs. 10/- each to the employee of the Company on exercise of his grant under the Employee Stock Option Plan (ESOP) of the Company;

The Board Meeting Commenced at 07:30 PM and concluded at 08:30 PM

The financial results will be made available on the Company's website <http://www.cybertech.com/investors/keyfinancialresults.aspx>

Kindly take the same on record.

Thanking you,
Yours faithfully,

For **CYBERTECH SYSTEMS AND SOFTWARE LIMITED**


Sarita Leelaramani

Company Secretary and Compliance Officer
Membership No.: A35587



Place: Thane

Encl.: Un-audited Financial Results (Standalone and Consolidated) along with Limited Review Report for the quarter and half year ended September 30, 2021.

To Board of Directors

1. We have reviewed the accompanying statement of unaudited consolidated financial results of **Cybertech Systems and Software Limited ("the Parent") and its subsidiaries (collectively referred to as "the Group")** for the quarter ended 30th September,2021 and year to date from 1st April,2021 to 30th September,2021, being submitted by the Parent pursuant to the requirement of Regulation 33 of the SEBI (Listing Obligations and Disclosure Requirements) Regulations, 2015 as amended.
2. This Statement, which is the responsibility of the Parent's Management and approved by the Parent's Board of Directors, has been prepared in accordance with the recognition and measurement principles laid down in Indian Accounting Standard 34 "Interim Financial Reporting" (IND AS "34"), prescribed under Section 133 of the Companies Act, 2013, and other accounting principles generally accepted in India. Our responsibility is to express a conclusion on the Statement based on our review.
3. We conducted our review of the Statement in accordance with the Standard on Review Engagements (SRE) 2410, "Review of Interim Financial Information Performed by the Independent Auditor of the Entity" issued by the Institute of Chartered Accountants of India. A review of interim financial information consists of making inquiries, primarily of persons responsible for financial and accounting matters, and applying analytical and other review procedures. A review is substantially less in scope than an audit conducted in accordance with Standards on Auditing and consequently does not enable us to obtain assurance that we would become aware of all significant matters that might be identified in an audit. Accordingly, we do not express an audit opinion.

We also performed procedures in accordance with the circular issued by the SEBI under Regulation 33(8) of the SEBI (Listing Obligations and Disclosure Requirements) Regulations, 2015, as amended, to the extent applicable.

4. The Statement includes the results of the following entities:
 - i. Cybertech Systems and software Inc, USA, wholly owned subsidiary
 - ii. Spatialitics LLC, USA, wholly owned subsidiary
5. Based on our review conducted and procedures performed as stated in paragraph 3 above and based on the consideration of the review report of other auditors referred to in paragraph 7 below, nothing has come to our attention that causes us to believe that the accompanying statement, prepared in accordance with the recognition and measurement principles laid down in the aforesaid Indian Accounting Standard and other accounting principles generally accepted in India, has not disclosed the information required to be disclosed in terms of Regulation 33 of the SEBI (Listing Obligations and Disclosure Requirements) Regulations, 2015, as amended including the manner in which it is to be disclosed, or that it contains any material misstatement.
6. We draw your attention to the Note 5 of the financial results, with regard to Management's assessment of, inter-alia, recoverability/realisability of receivables including unbilled receivables, and intangible assets due to COVID 19 pandemic outbreak. The Management apart from considering the internal and external information up to the date of approval of these consolidated financial results, has also performed sensitivity analysis on the assumptions used and based on current indicators of future economic conditions, the Company expects to recover the carrying amount of these assets. However, as the situation of pandemic is still continuing, the extent to which the same will impact Company's future financial results is currently uncertain and will depend on the future developments.



Our conclusion on the statement is not modified in respect of this matter.



7. We did not review the financial results of 2 foreign subsidiaries included in the unaudited consolidated financial results, whose financial results reflect, total assets of Rs.8,099.55 lakhs as at 30th September,2021 and total revenue of Rs.3,697.38 lakhs and Rs.6,871.63 lakhs, net profit and total comprehensive income of Rs.572.73 lakhs and Rs.753.51 lakhs for the quarter ended 30th September, 2021 and for year to date from 1st April,2021 to 30th September,2021, respectively, and the net Cash outflow amounting to Rs.368.43 lakhs for year to date from 1st April,2021 to 30th September, 2021, as considered in statement. These financial results have been reviewed by the other auditors whose reports have been furnished to us by management and our conclusion on the statement, in so far as it relates to the amounts and disclosures included in respect of the said subsidiaries, is based solely on the reports of the other auditors and the procedures performed by us as stated in paragraph 3 above.

Our conclusion on the statement is not modified in respect of the above.

For Bagaria & Co. LLP
Chartered Accountants
Firm Registration No: 113447W/W-100019



Vinay Somani

Partner

Membership No. 143503

UDIN: 21143503AAAAOJ6570

Mumbai
22nd October, 2021

CyberTech Systems and Software Limited

Regd. Office: CyberTech House, Plot B-63/64/65, J.B.Sawant Marg, MIDC, Wagle Estate, Thane (W) 400 604

Tel. +91 22-4283-9200 Fax: 91-22-4283-9236 E-Mail: cssl.investors@cybertech.com website: www.cybertech.com CIN:L72100MH1995PLC084788

Unaudited Consolidated Financial Results for the Quarter and Half year ended September 30, 2021

(Rs. In Lakhs)

Particulars		Quarter Ended			Half Year Ended		Year Ended
		30-09-2021 UnAudited	30-06-2021 Unaudited	30-09-2020 Unaudited	30-09-2021 Unaudited	30-09-2020 Unaudited	31-03-2021 Audited
1	Revenue from Operations	3,444.55	3,342.88	2,739.20	6,787.43	5,775.01	11,779.69
2	Other Income	526.80	166.68	189.83	693.48	360.62	698.77
3	Total Revenue (1+2)	3,971.35	3,509.56	2,929.03	7,480.91	6,135.63	12,478.46
4	Expenses						
	a) Cost of Hardware / Software package/ for service delivery Outsourced project cost	236.08	236.56	121.49	472.64	258.60	556.41
	b) Employee Benefits expense	2,127.24	2,136.15	1,827.58	4,263.39	3,670.73	7,527.18
	c) Finance Costs	3.78	5.46	7.95	9.24	15.79	34.96
	d) Depreciation and amortization expense	194.69	190.63	150.44	385.32	285.06	666.98
	f) Other expenses	387.93	370.51	284.60	758.44	641.37	1,422.88
	Total Expenses	2,949.72	2,939.31	2,392.06	5,889.03	4,871.55	10,208.41
5	Profit before Tax (3-4)	1,021.63	570.25	536.97	1,591.88	1,264.08	2,270.05
6	Tax Expense						
	a) Current Tax	182.86	188.72	157.59	371.58	366.37	694.56
	b) Deferred Tax	(8.59)	(12.54)	3.76	(21.13)	5.54	(17.35)
	c) Tax adjustments for earlier years	-	-	-	-	-	(815.96)
7	Profit for the period (5-6)	847.36	394.07	375.62	1,241.43	892.17	2,408.80
8	Other Comprehensive Income						
	Items that will not be reclassified to Profit and Loss- Gain/(Loss)						
	a) Remeasurement of the net defined benefit liabilities	(11.41)	(11.42)	(11.91)	(22.83)	(23.82)	(43.94)
	b) Income tax relating to items that will not be reclassified to profit and loss	2.88	2.87	3.00	5.75	6.00	11.06
	Items that will be reclassified to Profit and Loss						
	a) Foreign currency translation reserve	8.57	48.42	(42.34)	56.99	(45.49)	(67.24)
	b) Income tax relating to items that will not be reclassified to profit and loss	-	-	-	-	-	-
9	Total Comprehensive Income for the period (7+8)	847.40	433.94	324.37	1,281.34	828.86	2,308.68
10	Paid up equity share capital (Face value: Rs.10 per share)	2,815.83	2,763.63	2,754.36	2,815.83	2,754.36	2,759.91
11	Other equity						8,720.49
12	Earnings per share (of Rs.10 each)						
	Basic (Not annualised)	3.05	1.43	1.36	4.48	3.24	8.74
	Diluted (Not annualised)	3.01	1.39	1.35	4.42	3.22	8.58

STATEMENT OF CONSOLIDATED ASSETS AND LIABILITIES

(Rs. in lakhs)

	As at	As at
	30-09-2021 (Unaudited)	31-03-2021 (Audited)
A ASSETS		
1 Non-Current Assets		
(a) Property, plant and equipment	2,784.87	2,854.07
(b) Right of use (Assets)	146.30	162.28
(c) Capital work-in-progress	-	7.26
(d) Investment Property	842.43	852.42
(e) Other intangible assets	909.81	1,061.76
(f) Financial assets		
(i) Investments	228.53	224.23
(ii) Other financial assets	31.23	130.41
(g) Other non-current assets	2.89	6.69
Subtotal-Non-Current Assets	4,946.06	5,299.12
2 Current Assets		
(a) Financial assets		
(i) Investments	5,502.37	4,053.17
(ii) Trade receivables	2,206.46	2,497.93
(iii) Cash and cash equivalents	1,224.72	1,146.30
(iv) Bank balances other than (iii) above	1,107.68	729.44
(v) Loans	2.81	3.33
(vi) Other Financial Assets	853.90	328.92
(b) Current Tax Assets (Net)	10.91	137.65
(c) Other current assets	290.96	135.43
Subtotal-Current Assets	11,199.81	9,032.17
TOTAL ASSETS	16,145.87	14,331.29
B. EQUITY AND LIABILITIES		
1 Equity		
(a) Equity share capital	2,815.83	2,759.91
(b) Other equity	9,897.81	8,720.49
Subtotal-Equity	12,713.64	11,480.40
2 Liabilities		
I Non current liabilities		
(a) Financial liabilities		
-Lease Liabilities	102.17	124.16
- Other financial liabilities	129.75	118.99
(b) Deferred tax liabilities (net)	167.69	193.30
Sub total-Non-Current liabilities	399.61	436.45
II Current liabilities		
(a) Financial liabilities		
(i) Borrowings	448.92	550.02
(ii) Trade payables		
-Due to Micro,Small and Medium Enterprises	27.07	12.91
-Due to Others	1,425.82	925.94
(iii) Lease Liabilities	33.27	31.72
(iv) Other financial liabilities	29.91	36.47
(b) Other current liabilities	781.11	604.56
(c) Provisions	265.17	252.82
(d) Current tax liabilities (net)	21.35	-
Subtotal-Current Liabilities	3,032.62	2,414.44
Total Liabilities	3,432.23	2,850.89
TOTAL EQUITY AND LIABILITIES	16,145.87	14,331.29

(Rs in lakhs)		
CONSOLIDATED STATEMENT OF CASHFLOWS		
	For half Year ended	For the half year ended
	30-09-2021	30-09-2020
	(Unaudited)	(Unaudited)
A. Cash flow from operating activities		
Profit before tax	1,591.88	1,264.08
Adjustments to reconcile net profit to net cash provided by operating activities :		
Depreciation and amortisation expense	385.31	285.06
Unrealised Foreign exchange (gain)	(7.69)	(5.20)
Loss on assets disposed / discarded (net)	0.02	-
PPP loan forgiveness	(372.64)	-
Interest income	(56.74)	(22.51)
Finance costs	9.23	15.78
Provision for doubtful receivables, advances and expected credit losses	65.32	101.00
Sundry credit balances written back (net)	(35.78)	(64.22)
Employee share based payments	2.36	6.15
Loss/(Profit) on sale of investments in mutual funds	-	(2.71)
Gain on fair valuation of investments in mutual funds	(33.16)	(58.40)
	(43.77)	254.95
Operating profit before working capital changes	1,548.11	1,519.03
Adjustments for:		
Decrease in trade receivables	218.41	425.88
Increase in loans, other financial assets and other assets	(562.23)	(260.59)
Increase in Trade payables, other financial liabilities and other liabilities	760.75	117.10
	416.93	282.39
Cash generated from operations	1,965.04	1,801.42
Direct taxes paid (net)	(223.85)	(124.15)
Net cash flow generated from operating activities (A)	1,741.19	1,677.27
B. Cash flow from investing activities		
Purchase of property, plant & equipment (Including capital work-in-progress)	(133.50)	(36.21)
Purchase of Intangible assets (including cost incurred on intangible assets under development)	-	-
Sale of property, plant & equipment	0.05	-
Purchase of investments	(1,420.34)	(927.76)
Fixed deposits with banks (net)	(377.59)	(814.54)
Sale of investments	-	61.11
Interest received	56.74	22.51
Net cash flow used in investing activities (B)	(1,874.64)	(1,694.89)
C. Cash flow from financing activities		
Proceeds/(Repayments) from short-term borrowings (net)	271.54	683.46
Proceeds for equity issue under ESOP (including securities premium)	227.51	3.17
Interest paid	(9.23)	(15.78)
Dividend Paid	(277.95)	-
Net cash flow from/(used) in financing activities (C)	211.87	670.85
Net Increase in cash & cash equivalents (A + B + C)	78.42	653.23
Cash & cash equivalents - Opening	1,146.30	791.15
Cash & cash equivalents - Closing	1,224.72	1,444.38

To The Board of Directors

1. We have reviewed the accompanying statement of unaudited standalone financial results of **Cybertech Systems and Software Limited** ("the Company") for the quarter ended ended 30th September, 2021 and year to date from 1st April, 2021 to 30th September, 2021, being submitted by the Company pursuant to the requirements of Regulation 33 of the SEBI (Listing Obligations and Disclosure Requirements) Regulations, 2015.

The statement, which is the responsibility of the Company's Management and approved by the Board of Directors, has been prepared in accordance with the recognition and measurement principles laid down in Indian Accounting Standard 34 "Interim Financial Reporting" ("Ind AS 34") prescribed under Section 133 of the Companies Act, 2013, and other accounting principles generally accepted in India. Our responsibility is to issue a report on this financial Statement based on our review.


2. We conducted our review of the Statement in accordance with the Standard on Review Engagements (SRE) 2410, "Review of Interim Financial Information Performed by the Independent Auditor of the Entity" issued by the Institute of Chartered Accountants of India. This Standard requires that we plan and perform the review to obtain moderate assurance as to whether the financial statements are free of material misstatement. A review is limited primarily to inquiries of Company personnel and analytical procedures applied to financial data and thus provide less assurance than an audit. We have not performed an audit and accordingly, we do not express an audit opinion.
3. Based on our review, conducted as above, nothing has come to our attention that causes us to believe that the accompanying statement of unaudited standalone financial results prepared in accordance with applicable accounting standards and other recognized accounting practices and policies, has not disclosed the information required to be disclosed in terms of Regulation 33 of the SEBI (Listing Obligations and Disclosure Requirements) Regulations, 2015 including the manner in which it is to be disclosed, or that it contains any material misstatement.
4. We draw your attention to the Note 5 of the financial results, with regard to Management's assessment of, inter-alia, recoverability/realisability of receivables including unbilled receivables, and intangible assets due to COVID 19 pandemic outbreak. The Management apart from considering the internal and external information up to the date of approval of these standalone financial results, has also performed sensitivity analysis on the assumptions used and based on current indicators of future economic conditions, the Company expects to recover the carrying amount of these assets.

However, as the situation of pandemic is still continuing, the extent to which the same will impact Company's future financial results is currently uncertain and will depend on the future developments.

Our conclusion on the statement is not modified in respect of this matter.


Mumbai
22nd October, 2021

For Bagaria & Co. LLP
Chartered Accountants
Firm Registration No: 113447W/W-100019



Vinay Somani
Partner

Membership No. 143503
UDIN: 21143503AAAAOI9492



Unaudited Standalone Financial Results for the Quarter and Half Year ended September 30, 2021

(Rs. In Lakhs)

	Particulars	Quarter Ended			Half Year Ended		Year Ended
		30-09-2021	30-06-2021	30-09-2020	30-09-2021	30-09-2020	31-03-2021
		UnAudited	Unaudited	Unaudited	Unaudited	Unaudited	Audited
1	Revenue from Operations	2,032.45	1,870.15	1,589.36	3,902.60	3,284.67	6,780.43
2	Other Income	150.57	166.53	124.89	317.10	294.28	550.92
3	Total Revenue (1+2)	2,183.02	2,036.68	1,714.25	4,219.70	3,578.95	7,331.35
4	Expenses						
	a) Cost of Hardware / Software package/ for service delivery Outsourced project cost	87.59	66.81	10.55	154.40	32.87	127.05
	b) Employee Benefits expense	1,333.02	1,271.07	1,126.61	2,604.09	2,230.85	4,582.92
	c) Finance Costs	3.13	2.85	5.06	5.98	10.21	23.96
	d) Depreciation and amortization expense	157.97	153.98	130.93	311.95	254.14	562.75
	f) Other expenses	221.86	250.07	182.00	471.93	402.98	1,028.05
	Total Expenses	1,803.57	1,744.78	1,455.15	3,548.35	2,931.05	6,324.73
5	Profit before Tax (3-4)	379.45	291.90	259.10	671.35	647.90	1,006.62
6	Tax Expense						
	a) Current Tax	93.64	77.76	61.02	171.40	150.95	272.48
	b) Deferred Tax	2.33	(4.13)	5.02	(1.80)	12.61	(18.99)
	c) Tax adjustments for earlier years		-				(815.96)
7	Profit for the period (5-6)	283.48	218.27	193.06	501.75	484.34	1,569.09
8	Other Comprehensive Income						
	Items that will not be reclassified to Profit and Loss-Gain / (Loss)						
	a) Remeasurement of the net defined benefit liabilities	(11.41)	(11.42)	(11.92)	(22.83)	(23.83)	(43.94)
	b) Income tax relating to items that will not be reclassified to profit and loss	2.88	2.87	3.00	5.75	6.00	11.06
9	Total Comprehensive Income for the period (7+8)	274.95	209.72	184.14	484.67	466.51	1,536.21
10	Paid up equity share capital (Face value: Rs.10 per share)	2,815.83	2,763.63	2,754.36	2,815.83	2,754.36	2,759.91
11	Other equity						8,164.25
12	Earnings per share (of Rs.10 each)						
	Basic (Not annualised)	1.02	0.79	0.70	1.81	1.76	5.70
	Diluted (Not annualised)	1.01	0.77	0.69	1.79	1.75	5.59

(Rs in lakhs)		
STATEMENT OF STANDALONE ASSETS AND LIABILITIES		
	As at 30-09-2021 (Unaudited)	As at 31-03-2021 (Audited)
A ASSETS		
1 Non-Current Assets		
(a) Property, plant and equipment	2,772.68	2,840.78
(b) Right of use (Assets)	21.03	21.28
(c) Capital work-in-progress	-	7.26
(d) Investment Property	842.43	852.42
(e) Other intangible assets	606.13	711.38
(f) Financial assets		
(i) Investments	2,189.54	2,185.23
(ii) Other financial assets	17.94	115.81
(g) Other non-current assets	2.89	6.69
Subtotal-Non-Current Assets	6,452.64	6,740.85
2 Current Assets		
(a) Financial assets		
(i) Investments	1,259.77	1,230.92
(ii) Trade receivables	2,740.06	2,863.66
(iii) Cash and cash equivalents	882.91	436.06
(iv) Bank balances other than (iii) above	1,107.69	729.44
(v) Loans	2.81	3.33
(vi) Other Financial Assets	884.45	216.53
(b) Current Tax Assets (Net)	10.91	100.68
(c) Other current assets	190.49	65.12
Subtotal-Current Assets	7,079.09	5,645.74
TOTAL ASSETS	13,531.73	12,386.59
B. EQUITY AND LIABILITIES		
1 Equity		
(a) Equity share capital	2,815.83	2,759.91
(b) Other equity	8,544.91	8,164.25
Subtotal-Equity	11,360.74	10,924.16
2 Liabilities		
I Non current liabilities		
(a) Financial liabilities		
Other financial liabilities	129.75	124.16
(b) Deferred tax liabilities (net)	95.41	102.97
Sub total-Non-Current liabilities	225.16	227.13
II Current liabilities		
(a) Financial liabilities		
(i) Borrowings	448.92	180.76
(ii) Trade payables		
-Due to Micro, Small and Medium Enterprises	27.07	12.91
-Due to Others	945.48	554.07
(iii) Other financial liabilities	29.91	33.08
(b) Other current liabilities	229.28	201.66
(c) Provisions	265.17	252.82
Subtotal-Current Liabilities	1,945.83	1,235.30
Total Liabilities	2,170.99	1,462.43
TOTAL EQUITY AND LIABILITIES	13,531.73	12,386.59

(Rs in lakhs)		
STANDALONE STATEMENT OF CASHFLOWS		
	For the half Year ended	For the half Year ended
	30-09-2021 (Unaudited)	30-09-2020 (Unaudited)
A. Cash flow from operating activities		
Profit before tax	671.35	647.90
Adjustments to reconcile net profit to net cash provided by operating activities :		
Depreciation and amortisation expense	311.95	254.14
Unrealised Foreign exchange (gain)	(7.69)	(5.20)
Loss on assets disposed / discarded (net)	0.02	-
Interest income	(56.60)	(20.82)
Finance costs	5.98	10.21
Provision for doubtful receivables, advances and expected credit losses	65.32	101.00
Sundry credit balances written back (net)	(32.36)	-
Employee share based payments	2.36	6.15
(Profit) on sale of investments in mutual funds	-	(2.71)
Gain on fair valuation of investments in mutual funds	(33.16)	(58.40)
	255.82	284.37
Operating profit before working capital changes	927.17	932.27
Adjustments for:		
Increase/(Decrease) in trade receivables	50.55	(283.49)
Increase in loans, other financial assets and other assets	(676.86)	49.87
Increase in Trade payables, other financial liabilities and other liabilities	468.10	101.68
	(158.21)	(131.94)
Cash generated from operations	768.96	800.33
Direct taxes paid (net)	(82.21)	(124.15)
Net cash flow generated from operating activities (A)	686.75	676.18
B. Cash flow from investing activities		
Purchase of property, plant & equipment (Including capital work-in-progress)	(130.70)	(49.24)
Sale of property, plant & equipment	0.05	-
Fixed deposits with banks	(377.59)	(814.54)
Sale of investments	-	327.89
Interest received	56.60	20.82
Net cash flow from investing activities (B)	(451.64)	(515.07)
C. Cash flow from financing activities		
Proceeds/(Repayments) from short-term borrowings (net)	268.16	310.86
Proceeds for equity issue under ESOP (including securities premium)	227.51	3.17
Interest paid	(5.98)	(10.21)
Dividend Paid	(277.95)	-
Net cash flow from/(used) in financing activities (C)	211.74	303.82
Net Increase in cash & cash equivalents (A + B + C)	446.85	464.93
Cash & cash equivalents - Opening	436.06	67.78
Cash & cash equivalents - Closing	882.91	532.71

- Notes :**
- 1 The above results have been reviewed by Audit Committee and approved by the Board of Directors at its meeting held on October 22, 2021
 - 2 The accounts of CyberTech Systems and Software Inc. USA and Spatialitics LLC, wholly owned subsidiaries have been consolidated by applying IND AS110 - "Consolidated Financial Statements" .
 - 3 The Group has only single reportable business segment i.e. 'Information Technology Services' in terms of requirements of IND AS 108.
 - 4 During the quarter, CyberTech Systems and Software Inc., USA, a wholly owned subsidiary of the Company has received the approval of forgiveness for the loan received in the previous year of \$ 505,100 (Rs. 372.64 lakhs) under Payroll Protection Plan of Small Business Administration(USA) and the same has been included in Other income of the Consolidated Financial results.
 - 5 The Company has considered the possible impact of Covid 19 that may impact the carrying amounts of receivables including unbilled receivables and intangible assets. In making assumptions and estimates relating to the uncertainties in relation to the recoverable amounts, the Company has interalia considered subsequent events, internal and external information and evaluated economic conditions up to the date of approval of these financial results. The impact of the global health pandemic may be different from that estimated as at the date of approval of these financial results and the Company does not anticipate any material financial or operational issues in the short term as well as on a long term basis.
 - 6 The Code on Social Security, 2020 ('Code') relating to employee benefits during employment and post-employment benefits has been published in the Gazette of India. However, the date on which the Code will come into effect has not been notified. The Company will assess the impact of the Code and recognise the same when the Code becomes effective.
 - 7 The previous period's / year's figures have been regrouped/re-classified wherever required to conform to current period's/year's classification.



Place : Thane
Date : October 22, 2021

For and on behalf of the Board of Directors

A handwritten signature in black ink, appearing to be "S. Ramasubramanian".

S. Ramasubramanian
Executive Director
DIN : 05350841