

AXIS/CO/CS/75/2022-23

May 3, 2023

National Stock Exchange of India Limited  
Exchange Plaza, 5th Floor  
Plot No. C/1, "G" Block  
Bandra-Kurla Complex  
Bandra (E), Mumbai – 400 051

BSE Limited  
P. J. Towers,  
1<sup>st</sup> Floor  
Dalal Street,  
Fort, Mumbai – 400 001

NSE Symbol: AXISBANK

BSE Scrip Code : 532215

Dear Sir(s),

**SUB: Publication of Notice in Newspaper containing Audited Financial Results of the Axis Bank Limited ("Bank")**

Pursuant to the captioned subject, please find enclosed herewith copies of the newspaper clippings published by the Bank.

This is for your information and records.

Thanking you,

Yours Sincerely,  
For **Axis Bank Limited**

**SANDEEP** Digitally signed by  
SANDEEP PODDAR  
PODDAR Date: 2023.05.03  
18:06:34 +05'30'

**Sandeep Poddar**  
**Company Secretary**

Encl: As above



# Legal hurdles likely for anti-trust fines' tweak

Amended law says entity's 'global turnover' will be used to compute penalty

Pavan Burugula  
pavan.burugula@livemint.com  
NEW DELHI

The Union government's decision to tweak the penalty formula for competition law violators may face legal challenges, experts said.

Passed by the Parliament earlier this month, the Competition Amendment Bill proposes to modify the penalty formula applicable for anti-trust violations. Until now, the Competition Commission of India (CCI) used to calculate the penalty against an entity based on what was called 'relevant turnover'. But the government has clarified in the new bill that the 'global turnover' of an entity will be considered for computing the penalty amount.

Through this modification, the government tried to overturn a Supreme Court judgment, hence, its validity is likely to face judicial scrutiny through writ petitions, said legal experts.

According to the Competition Act, the CCI could levy penalty of up to 10% of the average turnover of the last three years.

"This provision is likely to be challenged in a writ petition, and it remains to be seen whether it will hold up to judicial scrutiny," said Avantika Kakkar, head of competition practice at Cyril Amarchand Mangaldas. "The amendment requires the CCI to frame penalty guidelines, giving the CCI an opportunity to resolve the conflict between the amendment and the proportionality principle laid out in Excel Corp Case."

Consider the case of domestic auto manufacturers which are into commercial vehicles and passenger cars, and exports its products. Now, say, the company has adopted some monopolistic practices in the passenger car segment. However, there are no allegations against it in the commercial vehicle segment or exports. Until now, the CCI used



This provision was a last-minute addition to the Competition Bill.

to impose penalties based on revenues the auto company makes in the passenger car segment since that is where the violation happened. Going forward, penalties will be based on the global turnover of the auto maker which means even revenues of commercial vehicles and exports will be taken into account.

In the 2017 Excel Corp case, the apex

foreign companies which use India as a regional export hub could face steep penalties even for local violations.

"The amendment effectively overturns the Supreme Court's position in the Excel Corp case and strikes at the heart of the proportionality principle, and it is likely to be the subject of judicial scrutiny in future," said Vaibhav Choukse, head of competition practice, J Sagar and Associates. "Companies with a global presence may be penalised more than companies with turnover limited to India signalling potential protectionism."

Interestingly, this provision was a last-minute addition to the Competition Bill.

"The legislature thought the process behind this change is unclear, since it was not discussed by the parliamentary committee tasked with deliberating on the amendment bill. Rather, this was a last-minute addition to the 2022 draft of the bill," Kakkar added.

## TOUGH STAND

**THE Competition Act** allows CCI to levy penalty of up to 10% of average turnover in last 3 yrs

**CCI** can try to end conflict between amendment and Excel Corp case's proportional norm

**COMPANIES** with a global presence may be penalised more than companies limited to India

court had said CCI should consider only relevant turnover while calculating penalties. The court had observed that the penalty should be proportional to the offence. Legal experts said the tweak could put certain types of companies in an unfair position. For instance, large companies with multiple streams of businesses and

# The wings of recovery for aviation, in charts

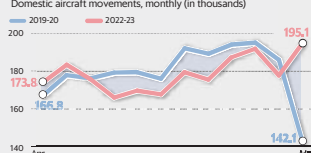
By Manjul Paul  
manjul.paul@livemint.com

The recently-ended fiscal year 2022-23 was a mixed one for the aviation sector. It took time to return to its pre-pandemic trajectory—and when it did, it faced challenges in accommodating high volumes of travellers at airports. Major airports got clogged, and even luggage safety became a concern. However, with support from the government's UDAN scheme, which is now in its fifth phase, the country also saw improving air connectivity at smaller urban centres. Mint explores the numbers behind the sector's performance in 2022-23.

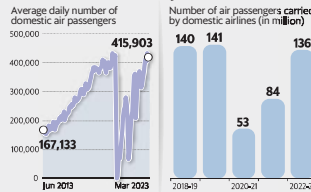
## MIXED NEWS

While domestic aircraft movement remained lower in nine months of the year compared to 2019-20 levels, the number of domestic flyers increased to 136 million. This was just short of the 141 million mark hit before the pandemic, and included a record daily average in February. However, the growth in footfalls was skewed: airports in the north showed the best growth from 2019-20 levels, followed by the north-east. Other regions still marked fewer footfalls.

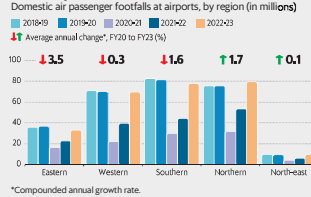
### Chart 1: In nine months of FY23, domestic aircraft activity was below pre-pandemic levels...



### Chart 2: ...but the number of daily flyers touched a record 432,000 in February



### Chart 3: Only northern and N-E airports have reached pre-covid footfalls

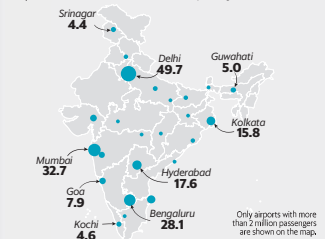


## CITIES' SHOW

Among the eight major cities, the Delhi airport witnessed the maximum domestic air passenger volume in 2022-23, followed by Mumbai and Bengaluru. Pune saw the least number of footfalls among the major cities—fewer than Goa. Among non-metro airports, Goa, Guwahati and Kochi led with the most footfalls.

### Chart 4A: Delhi airport witnessed the most footfalls, Goa led non-metro airports

Airports with the most footfalls of domestic passengers, FY23 (in million)



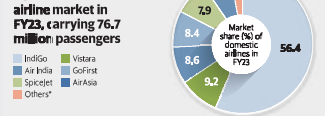
### Chart 4B: Bengaluru airport witnessed best growth in footfalls last year



## AIRLINES REPORT

IndiGo remained the most popular among Indian domestic air travellers in 2022-23. With a market share of 56% and carrying a total of 76.7 million passengers, IndiGo dominated the domestic airline market by far. Vistara, with a market share of 9.2%, was the second most used airline, followed by Air India, Go First and SpiceJet.

### Chart 5: IndiGo dominated domestic airline market in FY23, carrying 76.7 million passengers



\*Others includes the share of Akasa Air, which began operations in August. Source: DGA, Airports Authority of India, Mint calculations

SARVESH KUMAR SHARMA/MINT

# mint lounge

## SCHOOL FOR INFLUENCERS

India has over a million content creators. There's space for more. Lounge goes behind the scenes to find out what it takes to be an influencer



- GAME THEORY:** Why the shine and romance of sport never fades
- TASTE:** A throwback to dining out in the 1950s
- HOW TO LOUNGE:** The glamorous vintage style of 'Jubilee'
- TRAVEL:** A magnificent road trip in Ireland

**AXIS BANK LTD.**

Regd. Office: 'Trishul', 3<sup>rd</sup> floor, Opp. Samarsheshwar Temple, Near Law Garden, Ellisbridge, Ahmedabad - 380 006, Corporate Office: 'Axis House' C-2, Wadia International Centre, Pandurang Budhkar Marg, Worli, Mumbai - 400 025, CIN: L65110GJ1993PLC020769, Phone: 079-26409322, Fax: 079-26409321, Email: shareholders@axisbank.com

**AUDITED FINANCIAL RESULTS FOR THE QUARTER AND YEAR ENDED 31<sup>ST</sup> MARCH, 2023**

(₹ in lacs)

| PARTICULARS   | Axis Bank (Standalone)                           |  |  |  | Axis Bank (Consolidated)                         |  |  |  |
|---|--|--|--|--|--|--|--|--|
|   | FOR THE QUARTER ENDED 31.03.2023                 | FOR THE YEAR ENDED 31.03.2023                    | FOR THE QUARTER ENDED 31.03.2022                 | FOR THE YEAR ENDED 31.03.2022                    | FOR THE QUARTER ENDED 31.03.2023                 | FOR THE YEAR ENDED 31.03.2023                    | FOR THE QUARTER ENDED 31.03.2022                 | FOR THE YEAR ENDED 31.03.2022                    |
| Total income from operations  | 28,865.08  | 1,01,664.64                                      | 21,995.58  | 82,597.37  | 30,125.56  | 1,06,154.75                                      | 23,000.89  | 86,114.19  |
| Net Profit / (Loss) for the period (before tax, exceptional and/or extraordinary items)   | 8,861.84   | 29,395.67  | 5,478.75   | 17,382.56  | 9,336.37   | 31,111.00  | 5,902.69   | 18,929.46  |
| Net Profit / (Loss) for the period before tax (after exceptional and/or extraordinary items)  | (3,627.98)                                       | 16,905.85  | 5,478.75   | 17,382.56  | (3,153.43)                                       | 18,621.18  | 5,902.69   | 18,929.46  |
| Net Profit / (Loss) for the period after tax (after exceptional and/or extraordinary items)   | (5,728.42)                                       | 9,579.68   | 4,117.77   | 13,025.48  | (5,361.85)                                       | 10,818.45  | 4,417.73   | 14,119.29  |
| Total Comprehensive Income for the period (Comprising Profit/ (Loss) for the period (after tax) and Other Comprehensive Income (after tax)) | Refer note 1                                     | Refer note 1                                     | Refer note 1                                     | Refer note 1                                     | Refer note 1                                     | Refer note 1                                     | Refer note 1                                     | Refer note 1                                     |
| Paid-up equity share capital (Face value ₹2/- per share)  | 615.37   | 615.37   | 613.95   | 613.95   | 615.37   | 615.37   | 613.95   | 613.95   |
| Reserves (excluding Revaluation Reserve) as shown in the Audited Balance Sheet of the previous year   | 1,24,377.87 (As on 31 <sup>st</sup> March, 2023) | 1,24,377.87 (As on 31 <sup>st</sup> March, 2023) | 1,14,411.51 (As on 31 <sup>st</sup> March, 2022) | 1,14,411.51 (As on 31 <sup>st</sup> March, 2022) | 1,28,740.25 (As on 31 <sup>st</sup> March, 2023) | 1,28,740.25 (As on 31 <sup>st</sup> March, 2023) | 1,17,495.94 (As on 31 <sup>st</sup> March, 2022) | 1,17,495.94 (As on 31 <sup>st</sup> March, 2022) |
| Earnings per Share (Face value ₹2/- per share) (for continuing and discontinued operations) (₹) (not annualised)                            |  |  |  |  |  |  |  |  |
| - Basic   | (18.62)  | 31.17  | 13.42  | 42.48  | (17.43)  | 35.20  | 14.40  | 46.04  |
| - Diluted   | (18.62)  | 31.02  | 13.38  | 42.25  | (17.43)  | 35.04  | 14.36  | 45.91  |
| Securities Premium Account  | 51,893.22  | 51,893.22  | 51,505.24  | 51,505.24  |  |  |  |  |
| Net worth   | 1,17,893.38                                      | 1,17,893.38                                      | 1,07,194.56                                      | 1,07,194.56                                      |  |  |  |  |
| Outstanding Debts   | 1,86,300.04                                      | 1,86,300.04                                      | 1,85,133.86                                      | 1,85,133.86                                      |  |  |  |  |
| Outstanding Redeemable Preference Shares  | Nil  | Nil  | Nil  | Nil  |  |  |  |  |
| Debt Equity Ratio   | 1.49   | 1.49   | 1.61   | 1.61   |  |  |  |  |
| Capital Redemption Reserve  | Nil  | Nil  | Nil  | Nil  |  |  |  |  |
| Debenture Redemption Reserve  | Nil  | Nil  | Nil  | Nil  |  |  |  |  |

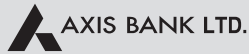
**Notes:**

- Information relating to Total Comprehensive Income and Other Comprehensive Income is not furnished as Ind AS is not yet made applicable to banks.
- The above is an extract of the detailed format of Quarterly/Annual Financial Results filed with the Stock Exchange under Regulation 33 of the SEBI (Listing Obligations and Disclosure Requirements) Regulations, 2015. The full format of the Quarterly/Annual Financial Results are available on the website of the Bank ([www.axisbank.com](http://www.axisbank.com)) and on the Stock Exchange websites ([www.sebiindia.com](http://www.sebiindia.com)) and ([www.bseindia.com](http://www.bseindia.com)).
- Previous period figures have been regrouped and reclassified, where necessary, to make them comparable with current period figures.

**For and on behalf of the Board**

Place: Mumbai Date: 27<sup>th</sup> April, 2023 www.axisbank.com

**AMITABH CHAUDHRY MD & CEO**



Regd. Office: 'Trishul', 3<sup>rd</sup> floor, Opp. Samaratheshwar Temple, Near Law Garden, Ellisbridge, Ahmedabad - 380 006.  
Corporate Office: 'Axis House' C-2, Wadia International Centre, Pandurang Budhkar Marg, Worli, Mumbai - 400 025.  
CIN: L65110GJ1993PLC020769, Phone: 079-26409322, Fax: 079-26409321, Email: shareholders@axisbank.com

**AUDITED FINANCIAL RESULTS  
FOR THE QUARTER AND YEAR ENDED 31<sup>ST</sup> MARCH, 2023**

(₹ in Lacs)

| PARTICULARS  | Axis Bank (Standalone)                           |  |  |  | Axis Bank (Consolidated)                         |  |  |  |
|--|--|--|--|--|--|--|--|--|
|  | FOR THE QUARTER ENDED 31.03.2023                 | FOR THE YEAR ENDED 31.03.2023                    | FOR THE QUARTER ENDED 31.03.2022                 | FOR THE YEAR ENDED 31.03.2022                    | FOR THE QUARTER ENDED 31.03.2023                 | FOR THE YEAR ENDED 31.03.2023                    | FOR THE QUARTER ENDED 31.03.2022                 | FOR THE YEAR ENDED 31.03.2022                    |
| Total income from operations   | 29,885.08  | 1,01,684.84                                      | 21,989.58  | 82,597.37  | 30,125.55  | 1,06,154.75                                      | 23,000.89  | 86,114.19  |
| Net Profit / (Loss) for the period (before tax, exceptional and/or extraordinary items)  | 8,861.84   | 29,395.67  | 5,478.75   | 17,382.56  | 9,336.37   | 31,111.00  | 5,902.69   | 18,929.46  |
| Net Profit / (Loss) for the period before tax (after exceptional and/or extraordinary items)   | (3,627.98)                                       | 16,905.85  | 5,478.75   | 17,382.56  | (3,153.45)                                       | 18,621.18  | 5,902.69   | 18,929.46  |
| Net Profit / (Loss) for the period after tax (after exceptional and/or extraordinary items)  | (5,728.42)                                       | 9,579.68   | 4,117.77   | 13,025.48  | (5,361.85)                                       | 10,818.45  | 4,417.73   | 14,119.29  |
| Total Comprehensive Income for the period (Comprising Profit/(Loss) for the period (after tax) and Other Comprehensive Income (after tax)) | Refer note 1                                     | Refer note 1                                     | Refer note 1                                     | Refer note 1                                     | Refer note 1                                     | Refer note 1                                     | Refer note 1                                     | Refer note 1                                     |
| Paid-up equity share capital (Face value ₹2/- per share)   | 615.37   | 615.37   | 613.95   | 613.95   | 615.37   | 615.37   | 613.95   | 613.95   |
| Reserves (excluding Revaluation Reserve) as shown in the Audited Balance Sheet of the previous year  | 1,24,377.87 (As on 31 <sup>st</sup> March, 2023) | 1,24,377.87 (As on 31 <sup>st</sup> March, 2023) | 1,14,411.51 (As on 31 <sup>st</sup> March, 2022) | 1,14,411.51 (As on 31 <sup>st</sup> March, 2022) | 1,28,740.25 (As on 31 <sup>st</sup> March, 2023) | 1,28,740.25 (As on 31 <sup>st</sup> March, 2023) | 1,17,495.94 (As on 31 <sup>st</sup> March, 2022) | 1,17,495.94 (As on 31 <sup>st</sup> March, 2022) |
| Earnings per Share (Face value ₹2/- per share) for (continuing and discontinued operations) (₹) (not annualised)                           |  |  |  |  |  |  |  |  |
| - Basic  | (18.62)  | 31.17  | 13.42  | 42.48  | (17.43)  | 35.20  | 14.40  | 46.04  |
| - Diluted  | (18.62)  | 31.02  | 13.38  | 42.35  | (17.43)  | 35.04  | 14.36  | 45.91  |
| Securities Premium Account   | 51,893.22  | 51,893.22  | 51,506.24  | 51,506.24  |  |  |  |  |
| Net worth  | 1,17,893.38                                      | 1,17,893.38                                      | 1,07,194.56                                      | 1,07,194.56                                      |  |  |  |  |
| Outstanding Debts  | 1,86,300.04                                      | 1,86,300.04                                      | 1,85,133.86                                      | 1,85,133.86                                      |  |  |  |  |
| Outstanding Redeemable Preference Shares   | Nil  | Nil  | Nil  | Nil  |  |  |  |  |
| Debt Equity Ratio  | 1.49   | 1.49   | 1.81   | 1.81   |  |  |  |  |
| Capital Redemption Reserve   | Nil  | Nil  | Nil  | Nil  |  |  |  |  |
| Debt Redemption Reserve  | Nil  | Nil  | Nil  | Nil  |  |  |  |  |

- Notes:**
- Information relating to Total Comprehensive Income and Other Comprehensive Income is not furnished as Ind AS is not yet made applicable to banks.
  - The above is an extract of the detailed format of Quarterly/Annual Financial Results filed with the Stock Exchange under Regulation 33 of the SEBI (Listing Obligations and Disclosure Requirements) Regulations, 2015. The full format of the Quarterly/Annual Financial Results are available on the website of the Bank ([www.axisbank.com](http://www.axisbank.com)) and on the Stock Exchange websites ([www.nseindia.com](http://www.nseindia.com)) and [www.bseindia.com](http://www.bseindia.com).
  - Previous period figures have been regrouped and reclassified, where necessary, to make them comparable with current period figures.

For and on behalf of the Board

Place: Mumbai  
Date: 27<sup>th</sup> April, 2023

[www.axisbank.com](http://www.axisbank.com)

AMTABH CHAUDHRY  
MD & CEO

**Tech Mahindra Limited**

Extract of Consolidated Financial Results for the quarter and year ended March 31, 2023



Registered Office: Gateway Building, Apollo Bunder, Mumbai 400 001.  
Website: [www.techmahindra.com](http://www.techmahindra.com). Email: [investorrelations@techmahindra.com](mailto:investorrelations@techmahindra.com).  
CIN: L64200MH1986PLC041370

Revenue from operations for the quarter at Rs. 137,182 million up 13.2% over previous year

| Sr.No | Particulars   | Rs. in Million except Earnings per share |                           |                              |
|-------|---|--|---------------------------|------------------------------|
|       |   | Quarter ended March 31, 2023             | Year ended March 31, 2023 | Quarter ended March 31, 2022 |
| 1     | Total Revenue from Operations (Net)   | 137182                                   | 532902                    | 121163                       |
| 2     | Net Profit before tax   | 15249                                    | 64455                     | 18733                        |
| 3     | Net Profit for the period / year after Tax (Share of the Owners of the Company) | 11177                                    | 48313                     | 15057                        |
| 4     | Total Comprehensive Income for the period / year                                | 11874                                    | 51718                     | 16784                        |
| 5     | Equity Share Capital  | 4400                                     | 4400                      | 4388                         |
| 6     | Earnings Per Equity Share (Rs.)   |  |                           |                              |
|       | - Basic   | 12.67                                    | 54.76                     | 17.09                        |
|       | - Diluted   | 12.62                                    | 54.54                     | 16.94                        |

Additional information on standalone financial results is as follows:

Rs. in Million

| Particulars             | Quarter ended March 31, 2023 | Year ended March 31, 2023 | Quarter ended March 31, 2022 |
|-------------------------|------------------------------|---------------------------|------------------------------|
| Revenue from Operations | 109385                       | 426573                    | 95605                        |
| Profit before Tax       | 8640                         | 49041                     | 12600                        |
| Profit after Tax        | 6767                         | 37775                     | 10900                        |

**Notes:**

- The above is an extract of the detailed format of the standalone and consolidated financial results for the quarter and year ended March 31, 2023, filed with the Stock Exchanges under Regulation 33 of the SEBI (Listing Obligations and Disclosure Requirements) Regulations, 2015. The full format of the audited standalone and consolidated financial results for the quarter and year ended March 31, 2023 are available on the Stock Exchange websites, ([www.nseindia.com](http://www.nseindia.com)/[www.bseindia.com](http://www.bseindia.com)) and the Company's website at the web-link: <https://www.techmahindra.com/en-in/investors/>
- The Board of Directors has recommended a final dividend of Rs. 32 per equity share on face value of Rs.5 each (640%).
- These results have been prepared on the basis of the audited standalone and consolidated financial statements which are prepared in accordance with the Ind AS notified under the Companies (Indian Accounting Standards) Rules 2015. The audited quarterly and yearly financial results have been reviewed by the Audit Committee and have been approved and taken on record by the Board of Directors in its meeting held on April 27, 2023.
- The Auditors have issued an unqualified opinion on the audited standalone and consolidated financial results and have invited attention to a matter (Emphasis of Matter). The Emphasis of Matter is on account of the financial irregularities committed by the promoters of erstwhile Salyam Computer Services Limited (SCSL) before it was acquired by the Company. SCSL was amalgamated with the Company in June 2013. The Emphasis of Matter and the Management Response on the same is available as part of the detailed Regulation 33 formats posted on the Stock Exchange websites ([www.nseindia.com](http://www.nseindia.com)/[www.bseindia.com](http://www.bseindia.com)) and the Company's website ([www.techmahindra.com](http://www.techmahindra.com)).

Date : April 27, 2023  
Place : Pune

C. P. Gurnani  
Managing Director & CEO

Connected World  
Connected Experiences.



Knowledge . Innovation . Excellence

**Laurus Labs Limited**

Regd. Office: Laurus Enclave, Plot Office 01, E. Bonangi Village, Parawada Mandal, Anakapalli District, Andhra Pradesh - 531021.  
Corp. Office: 2nd Floor, Serene Chambers, Road No.7, Banjara Hills, Hyderabad - 500034, Telangana, India.  
Tel: +91 40 3980 4333; Fax: +91 040 3980 4320; E-mail: [secretarial@lauruslabs.com](mailto:secretarial@lauruslabs.com); Website: [www.lauruslabs.com](http://www.lauruslabs.com)  
(CIN: L24239AP2005PLC047518)

Extract of Audited Consolidated Financial Results of Laurus Labs Limited for the year ended March 31, 2023 and Unaudited Consolidated Financial results for the quarter ended March 31, 2023 which are prepared in compliance with Indian Accounting Standards.

(₹ in Crores)

| Sl. No. | Particulars  | Quarter ended |           | Year ended |           |
|---------|--|---------------|-----------|------------|-----------|
|         |  | 31-Mar-23     | 31-Dec-22 | 31-Mar-22  | 31-Mar-23 |
| 1       | Total revenue from operations  | 1,380.90      | 1,544.82  | 1,424.83   | 6,040.55  |
| 2       | Net Profit for the period (Before tax, Exceptional and/or Extraordinary items)                               | 147.14        | 277.85    | 301.71     | 1,108.94  |
| 3       | Net Profit for the period before tax (After Exceptional and/or Extraordinary items)                          | 147.14        | 277.85    | 301.71     | 1,108.94  |
| 4       | Net Profit for the period after tax (After Exceptional and/or Extraordinary items)                           | 105.27        | 202.54    | 231.72     | 793.43    |
| 5       | Total Comprehensive Income for the period  | 105.36        | 202.43    | 235.54     | 787.80    |
| 6       | Net Profit for the period after tax (After Exceptional and/or Extraordinary items) attributable to:          |               |           |            |           |
|         | i) Equity holders of the Company   | 102.98        | 203.04    | 230.50     | 790.11    |
|         | ii) Non-controlling interests  | 2.29          | (0.50)    | 1.22       | 3.32      |
| 7       | Total Comprehensive Income for the period attributable to:   |               |           |            |           |
|         | i) Equity holders of the Company   | 103.12        | 202.93    | 234.32     | 784.53    |
|         | ii) Non-controlling interests  | 2.24          | (0.50)    | 1.22       | 3.27      |
| 8       | Equity Share Capital   | 107.73        | 107.73    | 107.47     | 107.73    |
| 9       | Reserves (Excluding Revaluation Reserve) and Non-controlling interests as shown in the Audited Balance Sheet |               |           |            | 3,929.80  |
| 10      | Earnings Per Share (Of ₹ 2/- each)   |               |           |            | 3,243.72  |
|         | 1. Basic : ₹ *   | 1.90          | 3.78      | 4.29       | 14.69     |
|         | 2. Diluted : ₹ *   | 1.90          | 3.76      | 4.28       | 15.35     |

\* Not annualised for quarter ended.

**Notes:**

- Additional information on Audited standalone financial results for the year ended March 31, 2023 and Unaudited financial results for the quarter ended March 31, 2023

(₹ in Crores)

| Sl. No. | Particulars                               | Quarter ended |           | Year ended |           |
|---------|---|---------------|-----------|------------|-----------|
|         |   | 31-Mar-23     | 31-Dec-22 | 31-Mar-22  | 31-Mar-23 |
| 1       | Total revenue from operations             | 1,279.34      | 1,500.70  | 1,377.66   | 5,773.45  |
| 2       | Profit before tax                         | 136.80        | 270.34    | 284.97     | 1,051.43  |
| 3       | Profit after tax                          | 102.28        | 199.05    | 221.22     | 760.38    |
| 4       | Total Comprehensive Income for the period | 103.52        | 198.91    | 223.01     | 761.17    |

- The above is an extract of the detailed format of Quarterly/Year ended Financial Results filed with the Stock Exchanges under Regulation 33 of the SEBI (Listing and Other Disclosure Requirements) Regulations, 2015. The full format of the Quarterly/Year ended Financial Results are available on the websites of the Stock Exchanges and the Company namely [www.bseindia.com](http://www.bseindia.com), [www.nseindia.com](http://www.nseindia.com) and [www.lauruslabs.com](http://www.lauruslabs.com)
- The above financial results of the Company as reviewed by the Audit Committee has been approved by the Board of Directors at its meeting held on April 27, 2023.

By order of the Board  
For Laurus Labs Limited

Dr. Satyanarayana Chava

Place: Hyderabad  
Date : April 27, 2023

Whole Time Director & Chief Executive Officer

#BSMorningShow



Infocus

What makes Maruti tick?



Today's Special

Is Vedanta out of the woods?



Market Insight

Should investors sell stocks in May and go away?

5paise presents

The Business Standard  
**MORNING SHOW**

Mon - Fri | 8am

Get the answers in today's episode



Visit [mybs.in/MorningShow](http://mybs.in/MorningShow) or scan this code to watch.

[business.standard](http://business.standard) [bsindia](https://bsindia)

[business-standard.com](http://business-standard.com)