

18<sup>th</sup> July, 2023

**BSE Limited**  
P J Towers,  
Dalal Street,  
Mumbai – 400001

**National Stock Exchange of India Limited**  
Exchange plaza,  
Bandra-Kurla Complex,  
Bandra (E)  
Mumbai – 400051.

**Scrip Code: 539254**

**Scrip Code: ADANITRANS**

Dear Sir,

**Sub: Provisional Operational Updates – Q1 FY 24**

---

We are enclosing herewith the Provisional Operational Updates of the Company for Q1 FY 24.

You are requested to take the same on your records.

Thanking you,

Yours faithfully,

For **Adani Transmission Limited**

**Jaladhi Shukla**  
**Company Secretary**

Encl - as Above



**adani**  
Transmission

**Adani Transmission Limited**  
Provisional Operational Updates Q1 FY24

**July 2023**



# CONTENTS



**04-07**

Adani Portfolio

04

**09**

Q1 FY24 - Executive Summary

09

**11-14**

Q1 FY24 (YoY) Performance

11

**16**

Recent Awards and Recognition

16

**18-19**

Availability Across Assets  
Groups – Obligor and USPP

18

**21-22**

Global Peer Benchmarking

21

**24-26**

ATL's Asset Portfolio

24



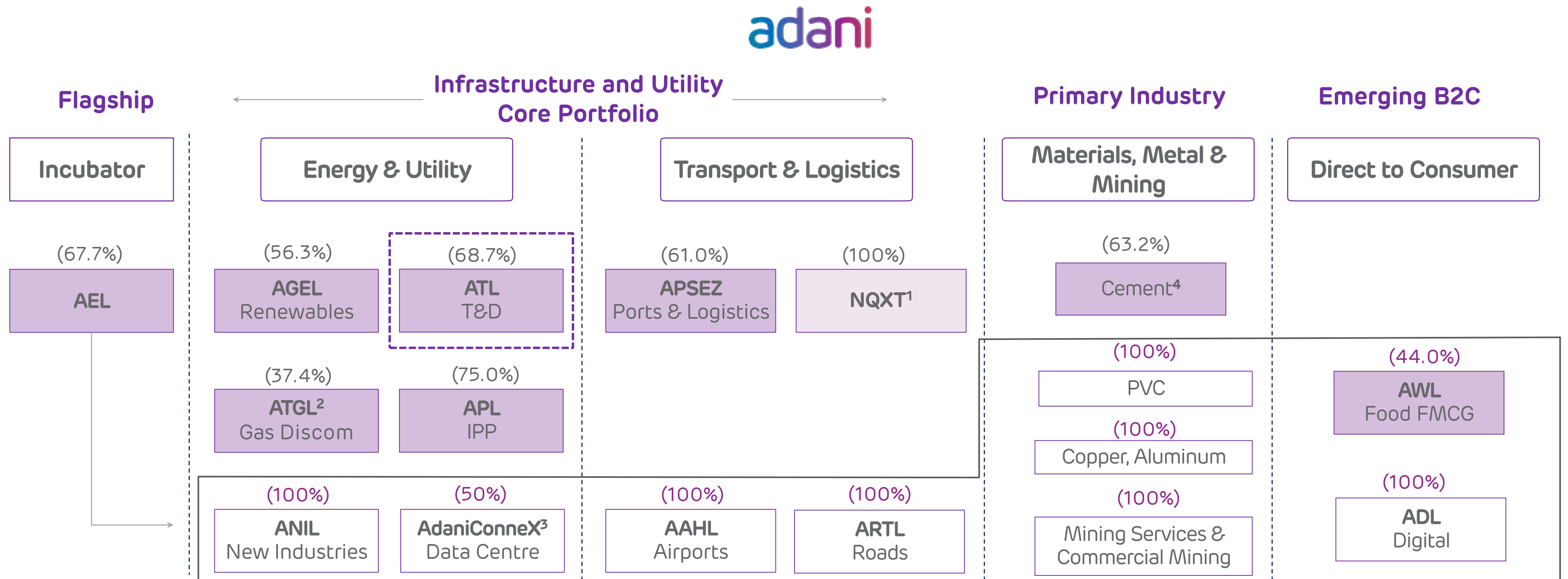


**adani**  
Transmission

# Adani Portfolio



# Adani: A World Class Infrastructure & Utility Portfolio



**A multi-decade story of high growth centered around infrastructure & utility core**

Data as of June 30, 2023. 1. NQXT: North Queensland Export Terminal | 2. ATGL: Adani Total Gas Ltd, JV with Total Energies | 3. Data center, JV with EdgeConnex | 4) Cement business includes 63.15% stake in Ambuja Cement which in turn owns 50.05% in ACC Limited. Adani directly owns 6.64% stake in ACC Limited |

APSEZ: Adani Ports and Special Economic Zone Limited; ATL: Adani Transmission Limited; T&D: Transmission & Distribution; APL: Adani Power Limited; AGEL: Adani Green Energy Limited; AAHL: Adani Airport Holdings Limited; ARTL: Adani Roads Transport Limited; ANIL: Adani New Industries Limited; AWL: Adani Wilmar Limited; ADL: Adani Digital Limited | Note - Light orange color represent public traded listed verticals;



# Adani Portfolio: Decades long track record of industry best growth with national footprint

## Secular growth with world leading efficiency

## National footprint with deep coverage

**adani**

Ports and Logistics

**Growth 3x**

**EBITDA 70%** <sup>1,2</sup>

**adani**

Renewables

**Growth 4x**

**EBITDA 92%** <sup>1,4</sup>

**adani**

Transmission

**Growth 3x**

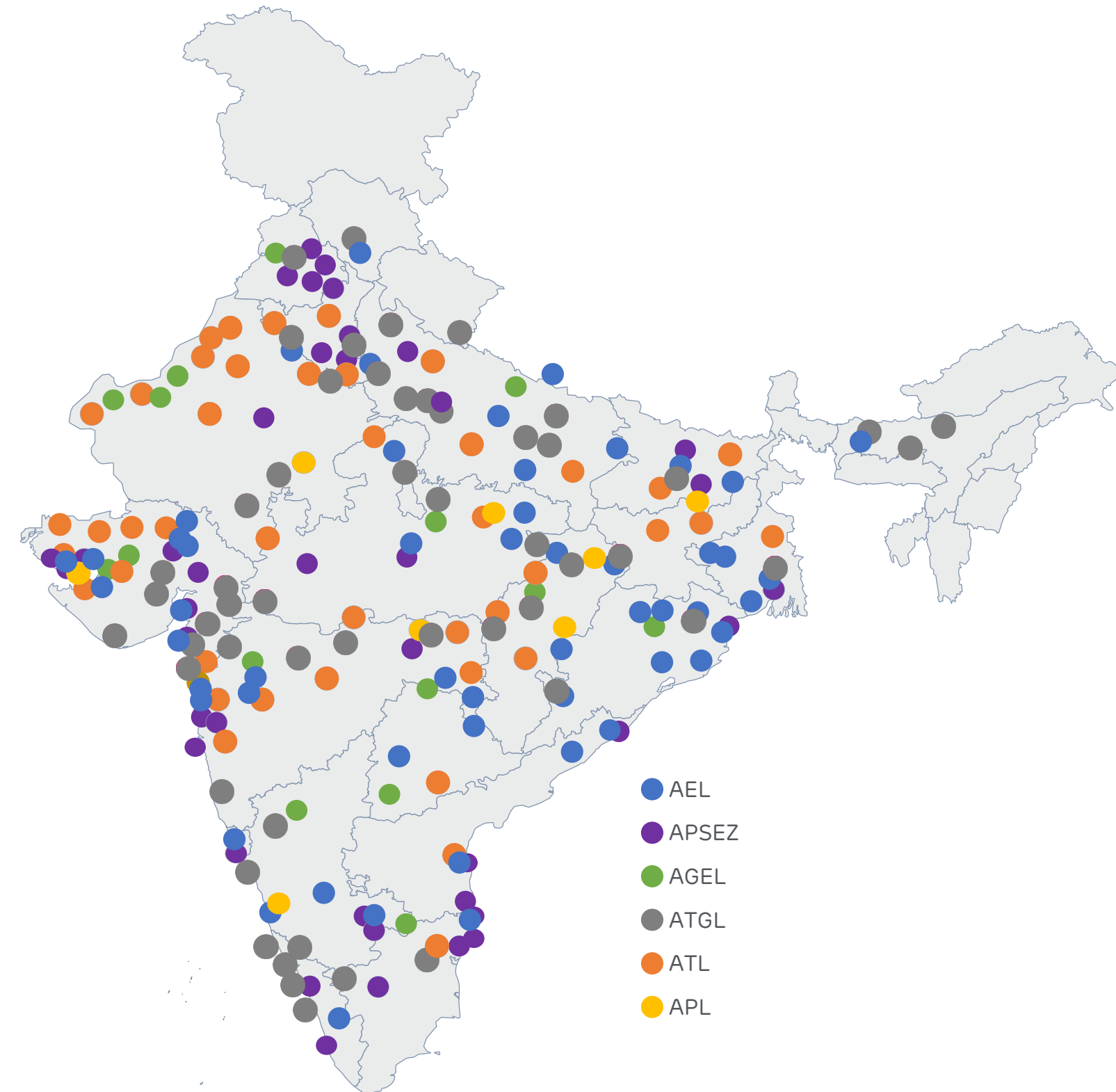
**EBITDA 91%** <sup>1,3,5</sup>

**adani**

Gas

**Growth 1.4x**

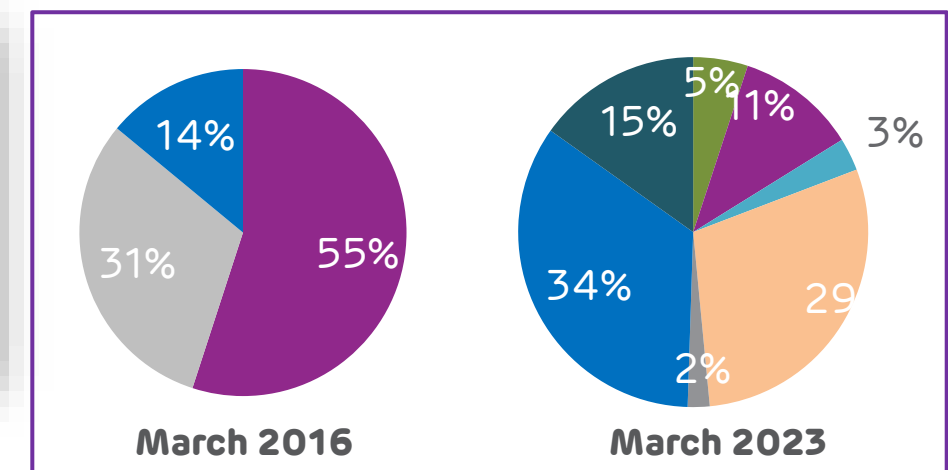
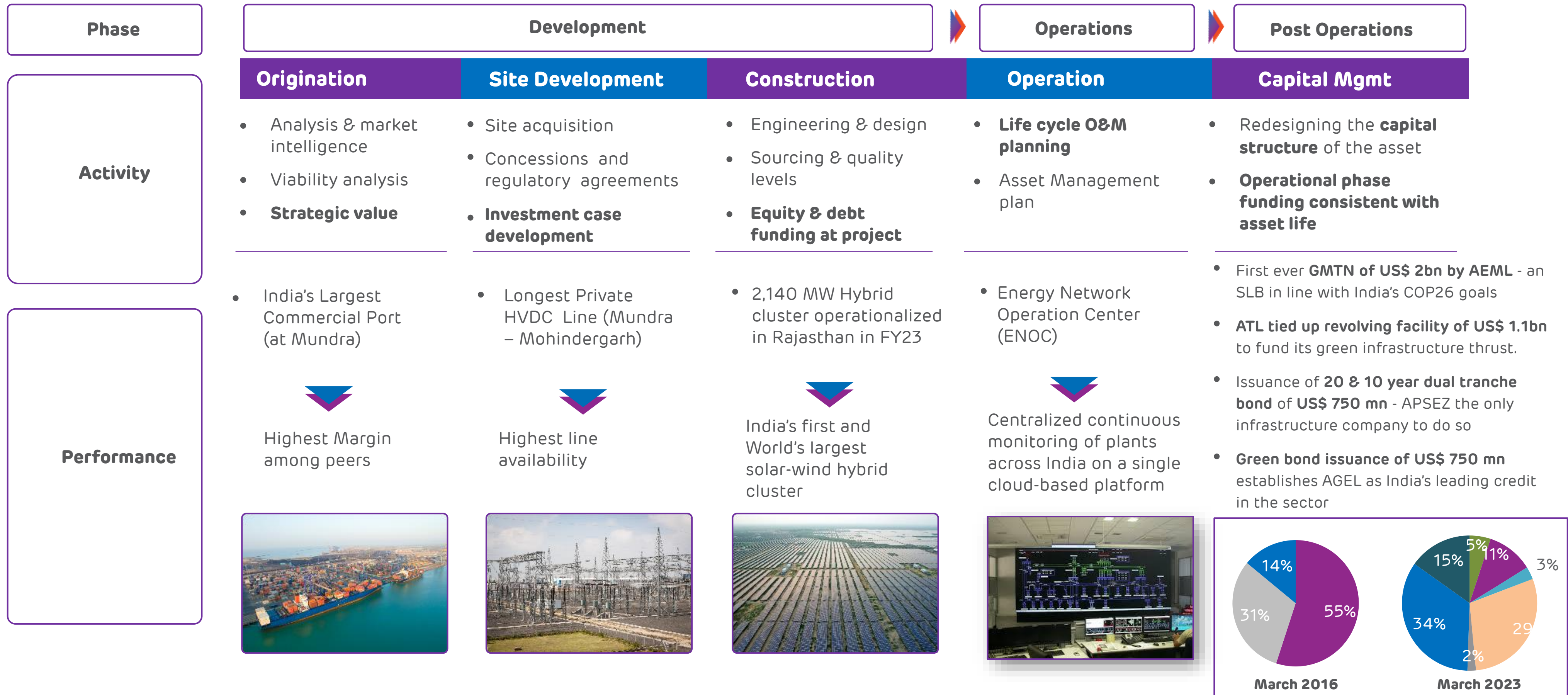
**EBITDA 19%** <sup>1,3</sup>



Note: 1. Data for FY23; 2. Margin for ports business only, Excludes forex gains/losses; 3. EBITDA = PBT + Depreciation + Net Finance Costs – Other Income; 4. EBITDA Margin represents EBITDA earned from power supply 5. Operating EBITDA margin of transmission business only, does not include distribution business; PBT- Profit before tax, ATGL-Adani Total Gas Limited, AEL: Adani Enterprises Limited, APSEZ: Adani Ports and Special Economic Zone Limited, ATL: Adani Transmission Limited, APL: Adani Power Limited, AGEL: Adani Green Energy Limited



# Adani: Repeatable, robust & proven transformative model of investment

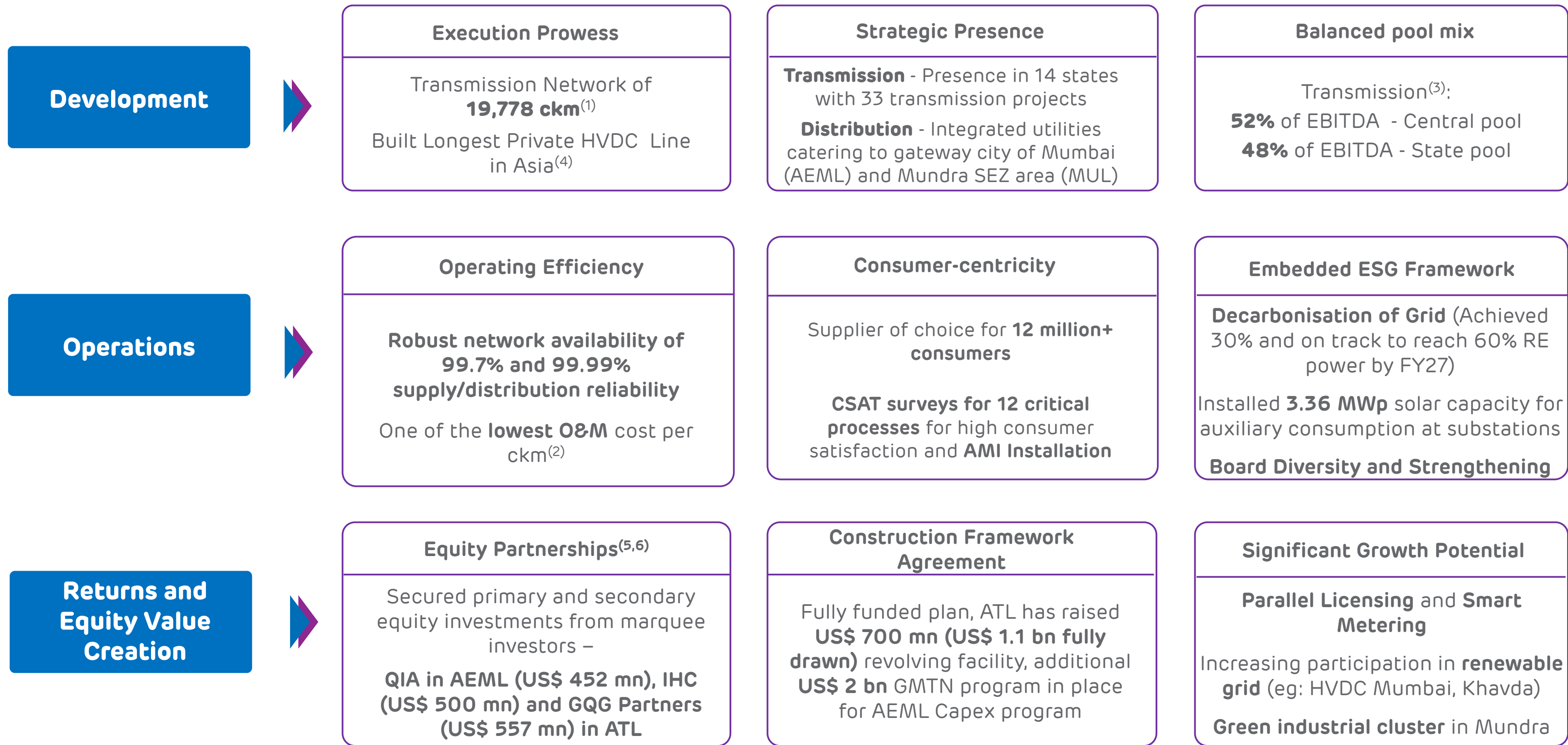


Debt profile moving from PSU's banks to Bonds

Notes: O&M: Operations & Maintenance, HVDC: High voltage, direct current, PSU: Public Sector Undertaking (Public Banks in India), GMTN: Global Medium-Term Notes SLB: Sustainability Linked Bonds, AEML: Adani Electricity Mumbai Ltd. IG: Investment Grade, LC: Letter of Credit, DII: Domestic Institutional Investors, COP26: 2021 United Nations Climate Change Conference; AGEL: Adani Green Energy Ltd, NBFC: Non-Banking Financial Company



# ATL: A platform well-positioned to leverage growth opportunities in T&D business



Note: 1) Transmission network is as of March 2023 and includes operational, under-construction assets; 2) As per internal benchmarking on global transmission peers; 3) Pool mix as of FY23 4) HVDC : High voltage direct current – Longest at the time of commissioning, 5) QIA's Investment in AEML: US\$ 452 mn (Rs 32 bn) total investment (US\$ 170 mn of Equity and US\$ 282 mn of shareholder sub-debt); 6) QIA: Qatar Investment Authority, IHC: International Holding Company, SEZ: Special Economic Zone, AMI: Advanced Metering Infrastructure; MUL: MPSEZ Utilities Limited EBITDA : Earning before interest tax and depreciation , O&M: Operation and Maintenance , MW: Megawatt Peak, SS: Sub-station, Ckm: Circuit Kilometer, ESG: Environmental, Social and Governance, ROE :Return on Equity, Mn: Million, GMTN: Global Medium Term Note, AEML: Adani Electricity Mumbai Limited





**adani**  
Transmission

## **Q1 FY24 - Executive Summary**



# ATL: Executive Summary – Performance in Q1 FY24

## Transmission and Smart Metering Business:

- Maintained system availability upwards of **99.77%**
- Added **550 ckms** to operational network during the quarter with total network at **19,778 ckms**
- Received LOA for three smart metering projects in Andhra Pradesh totaling **2.7 million smart meters with a contract value of Rs. 37 billion** during the quarter
- The **near-term transmission and smart metering pipeline remains very robust**, and the company is fully geared up to participate in the upcoming tenders

## Distribution Utility (AEML):

- Distribution loss improving consistently and stands at **4.85% in Q1 FY24** vs. 6.95% in Q1 FY23. The loss was lower than usual due to seasonal factors.
- Maintained supply reliability (ASAI) of more than **99.9%**
- **7.61% YoY growth** – units sold **2,754 million units** vs. 2,560 million units last year on account of uptick in energy demand
- E-payment as a % of total collection at **78.5% in Q1 FY24** vs. 74.7% last year driven by digital adoption push
- The **share of RE procurement increased to 30%** at the end of March 31, 2023, as committed under the July 2021 SLB issuance

## Other Key Updates:

- AEML secured **Rank 1 out of 71 discoms** evaluated and scored 99.6% out of 100 in the Integrated Discom Ranking released by the MoP, PFC and McKinsey
- Adani Transmission has won the prestigious **Golden Peacock Award in Environment Management (GPEMA)**. This award underscores company's commitment to sustainable practices.
- ATL is in the Top 50 of India's Most Sustainable Companies in the annual ranking of BW Business World. **ATL was featured in the top 3 most sustainable companies.**
- ATL won **five 'Par-Excellence Award'** at 9th National Conclave on 5S, organized by the prestigious Quality Circle Forum of India HQ (QCFI) demonstrating its unparalleled commitment to business excellence.
- ATL gets **recognition for contributing to SEBI ICAI BRSR** back testing exercise.
- ATL's 37 operational sites are now certified as **'Single-use Plastic Free'** strengthening our commitment to SDG 12
- Achieved **Net Water Positive** status for 37 operational sites this year, contributing to SDG 6
- ATL attained a **Zero Waste to Landfill (ZWL)** certificate for all O&M sites from Intertek





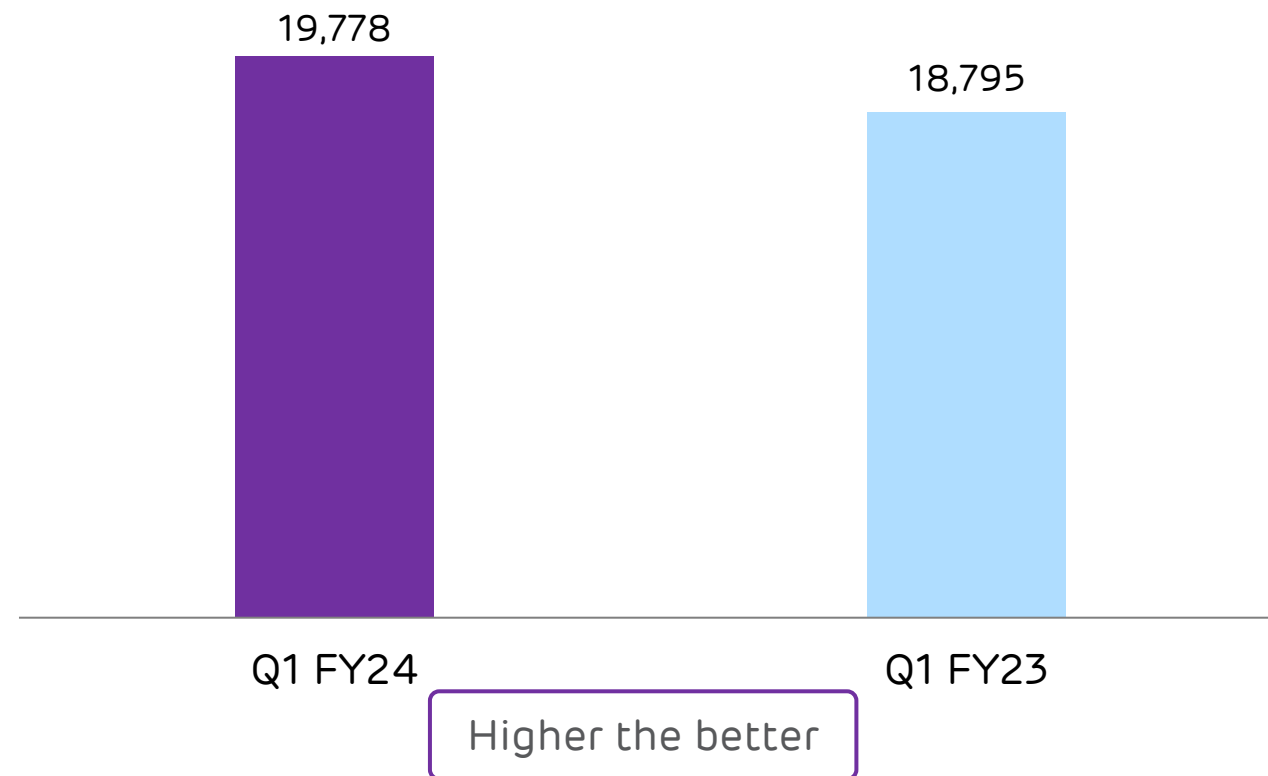
**adani**  
Transmission

# Q1 FY24 Operational Performance (YoY)

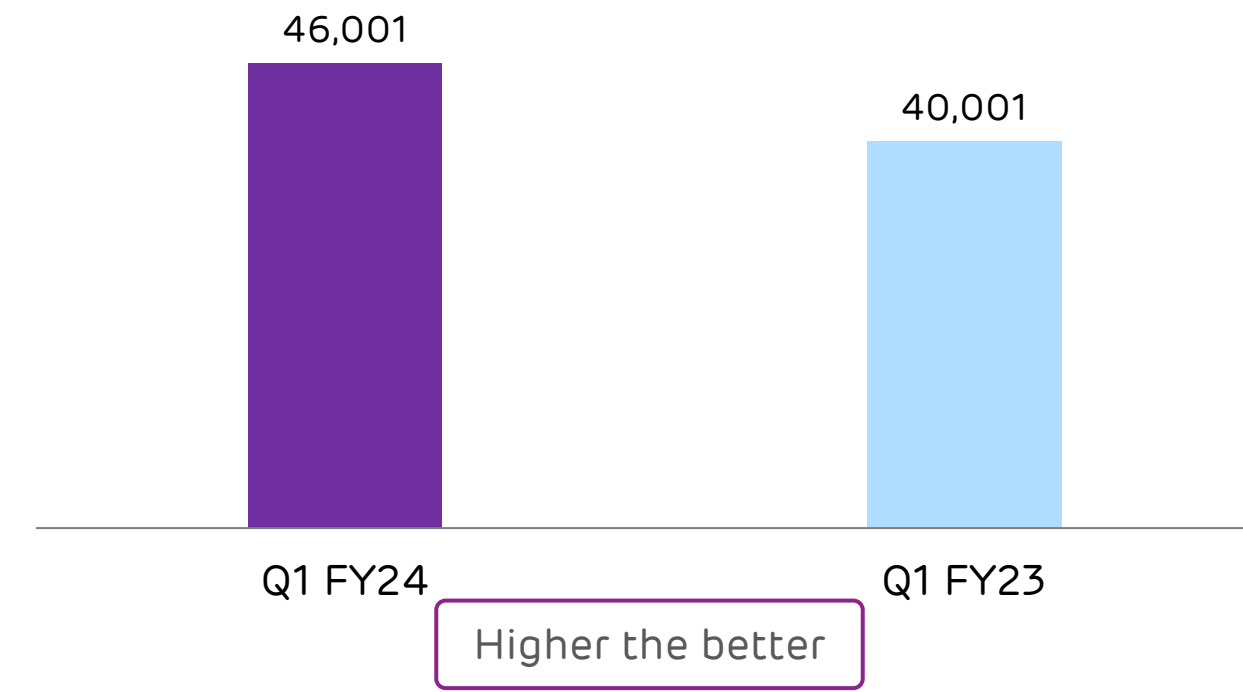


# ATL: Transmission Utility – Key Operating Metrics Q1 FY24 (YoY)

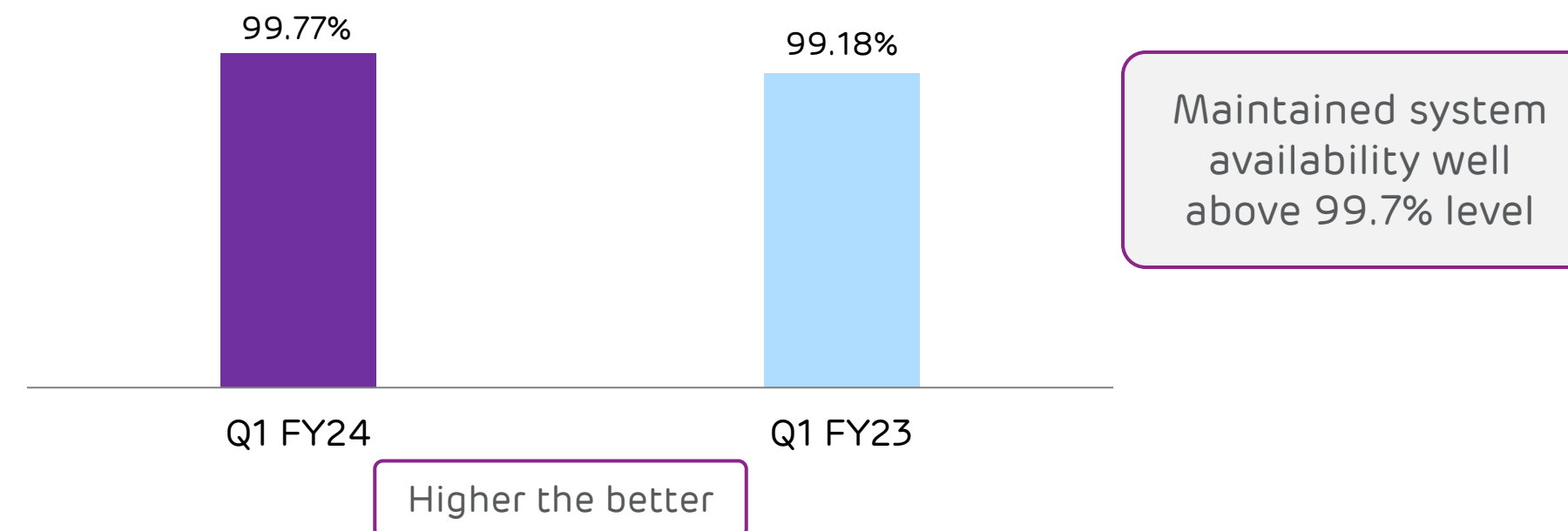
## Transmission Network Length<sup>(2)</sup> (ckm)



## Power Transformation Capacity<sup>(2)</sup> (MVA)



## Average System Availability<sup>(1)</sup> (%)

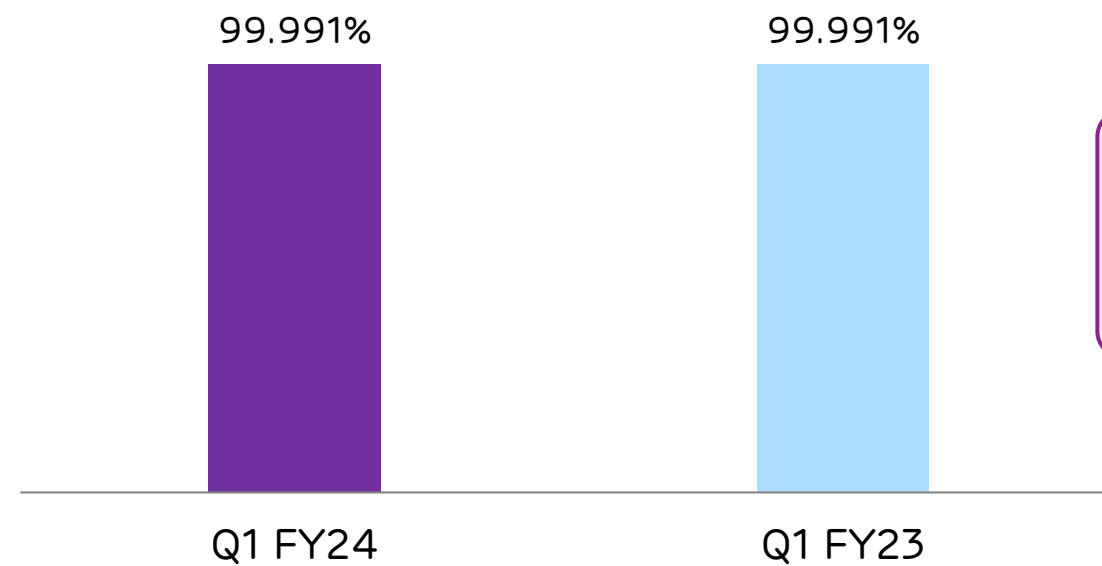


Notes: 1) Availability figures are provisional in nature and are subject to change. Average System availability is calculated basis revenue-weighted line availability. 2) Includes Operational and Under-construction projects



# ATL: Distribution Utility (AEML) – Key Operating Metrics Q1 FY24 (YoY)

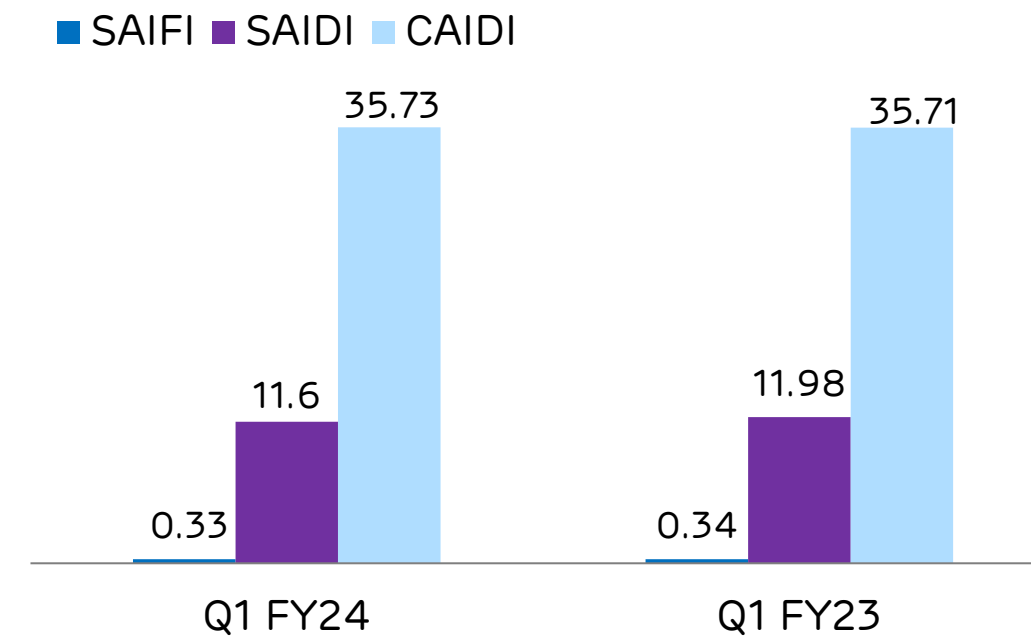
## Supply Reliability (ASAI) (%)



Maintained supply reliability of more than 99.9%

Higher the better

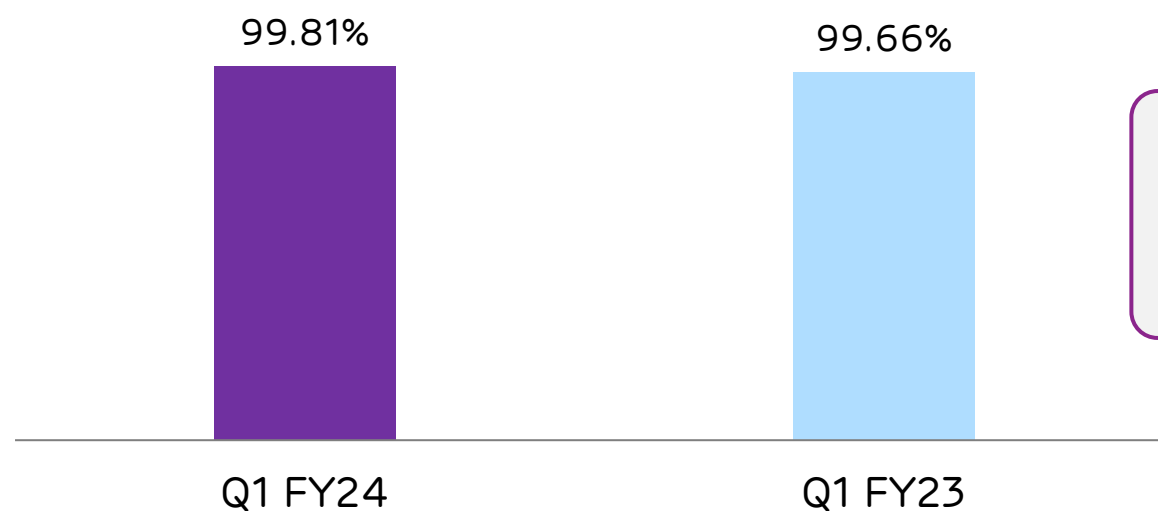
## SAIDI (mins), SAIFI (nos.) and CAIDI (mins)<sup>(1)</sup>



Consistent improvement in the reliability parameters

Lower the better

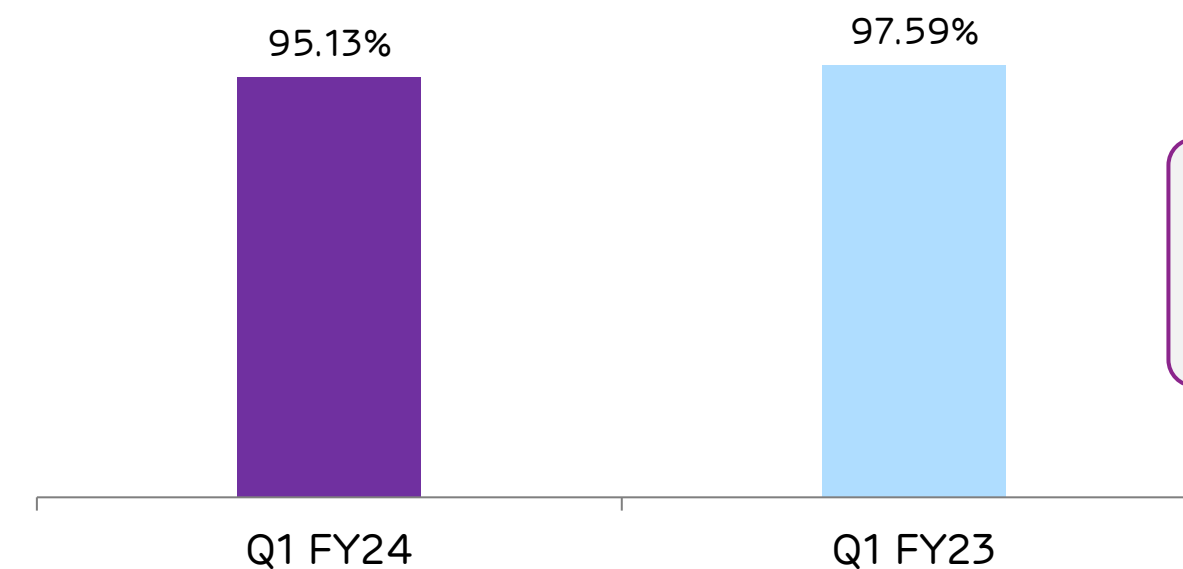
## Transmission Availability (%)



Transmission availability remains above 99.8%

Higher the better

## Plant Availability Factor - ADTPS (%)



Plant availability remained well above regulatory norms

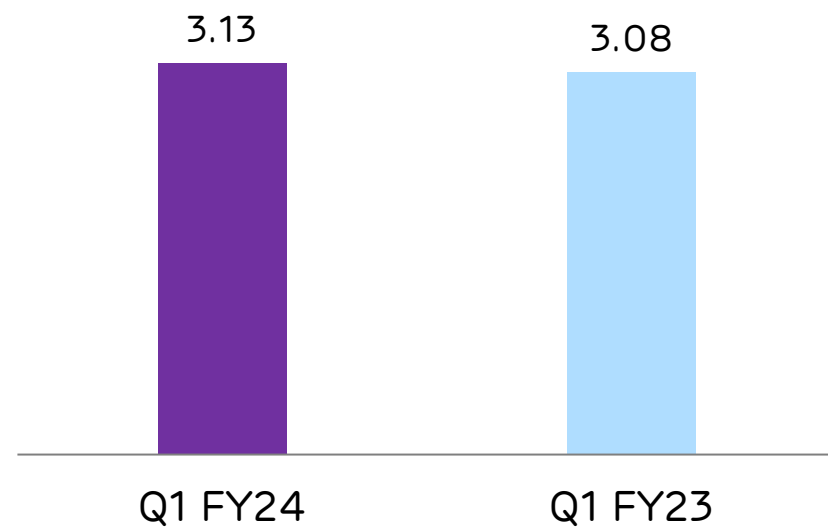
Higher the better

Notes: 1) SAIDI - System Average Interruption Duration Index indicates average outage duration for each customer served, SAIFI - System Average Interruption Frequency Index indicates average number of interruptions, Customer Average Interruption Duration Index (CAIDI): indicates average time required to restore service during a predefined period.



# ATL: Distribution Utility (AEML) – Key Operating Metrics Q1 FY24 (YoY)

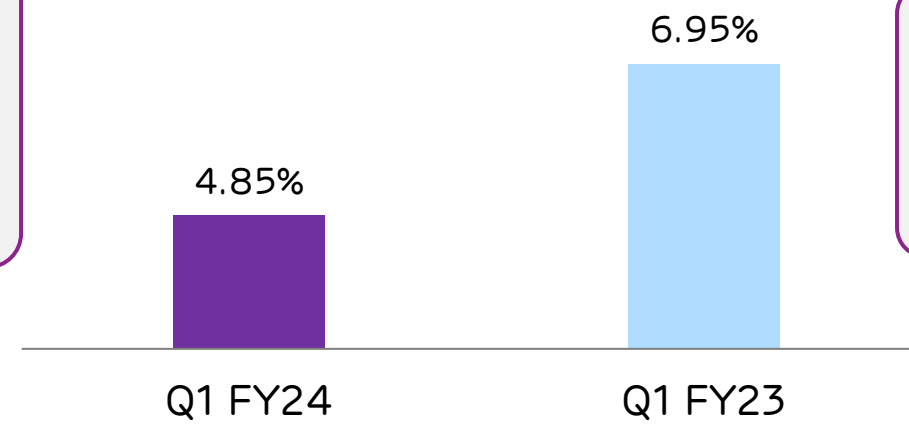
## Consumer base (million)



Increase in consumer base reflecting AEML as a supplier of choice

Higher the better

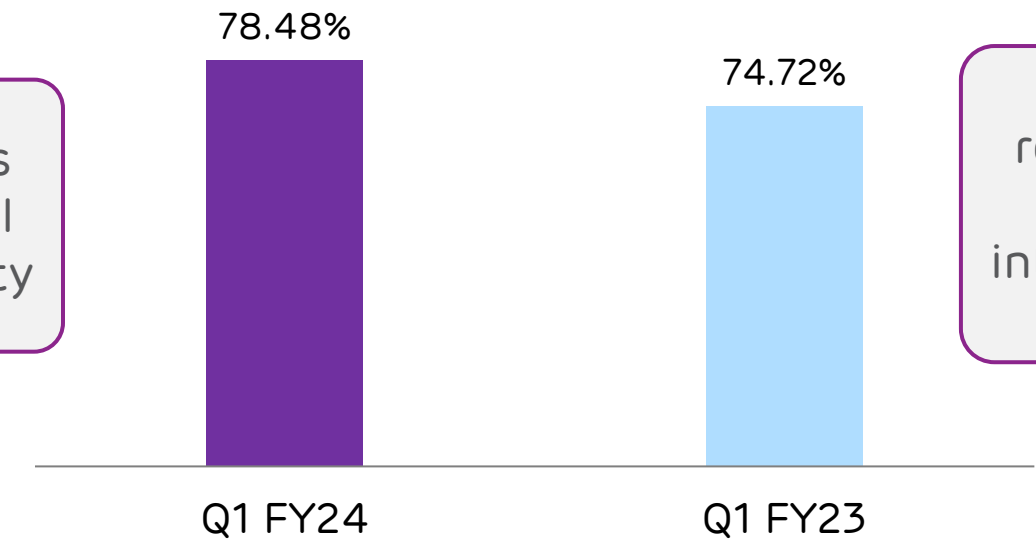
## Distribution Loss (%)<sup>(1)</sup>



Distribution loss lower than usual due to seasonality

Lower the better

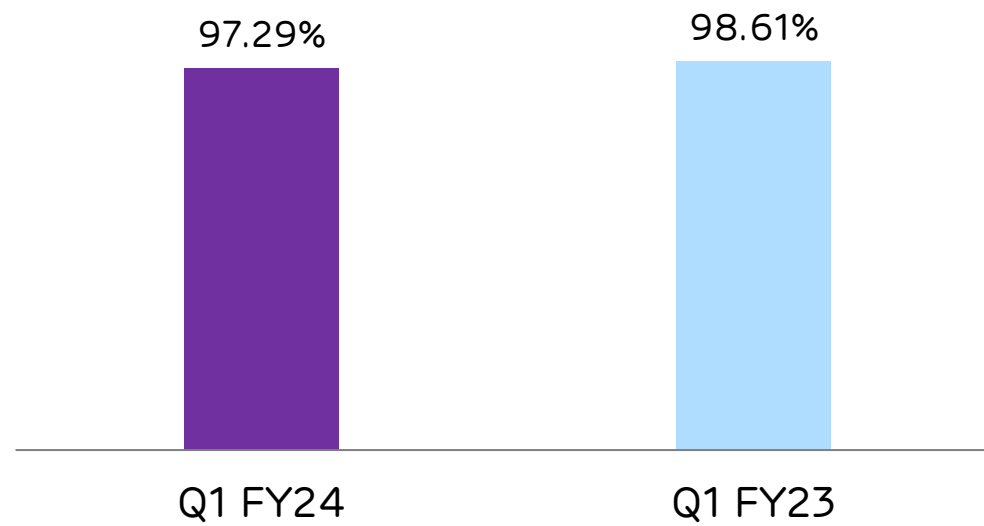
## E-payment (% of total collection)



E-payments remains strong with greater interest in digital channels

Higher the better

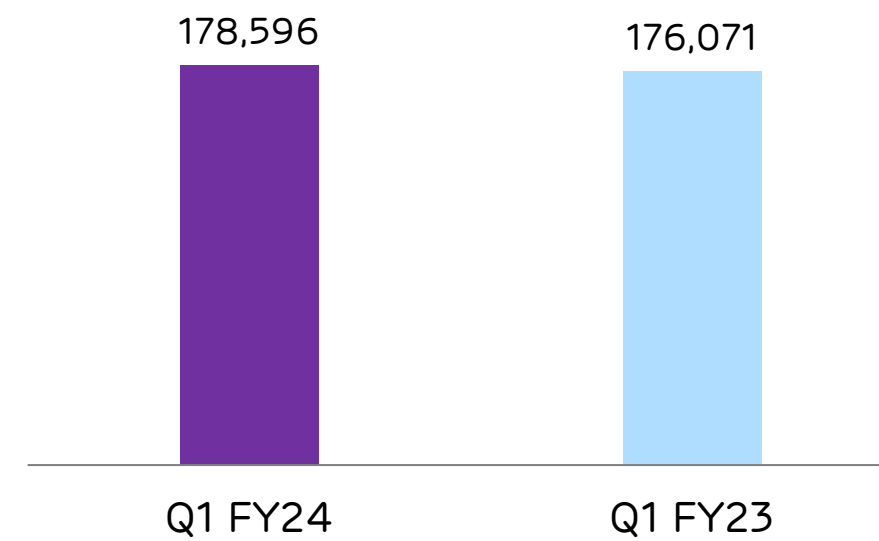
## Collection Efficiency (%)



Collection efficiency slightly lower on account of seasonality

Higher the better

## Number of Complaints



Consumer complaints remains in line during the period

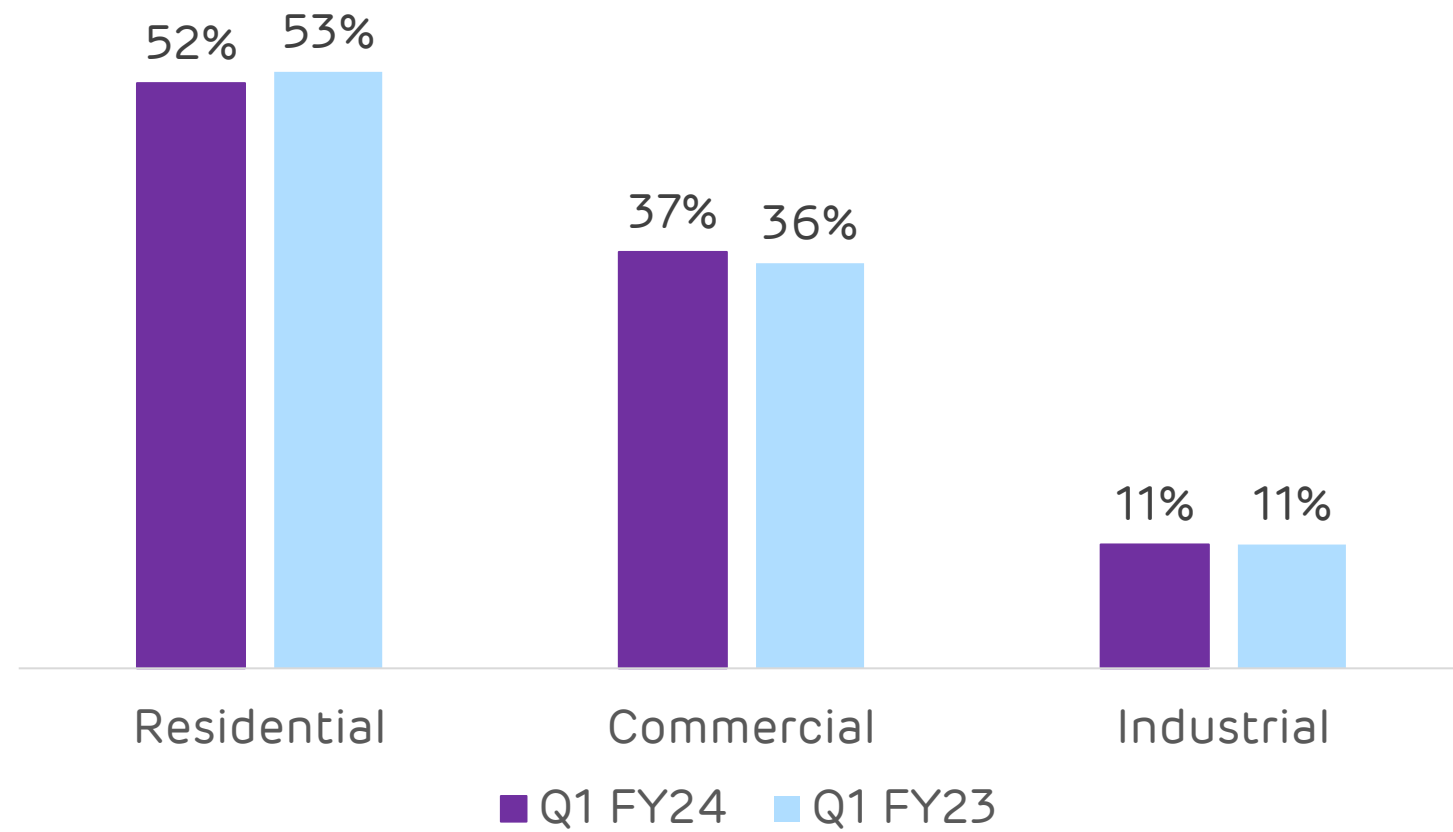
Lower the better

The Customer Satisfaction (CSAT) Score (top 3%)<sup>(2)</sup> at AEML has improved from 78 in FY22 to 84 in FY23 and Customer Delight Score (top 2%)<sup>(2)</sup> has moved to 60 in FY23 from 53 in FY22



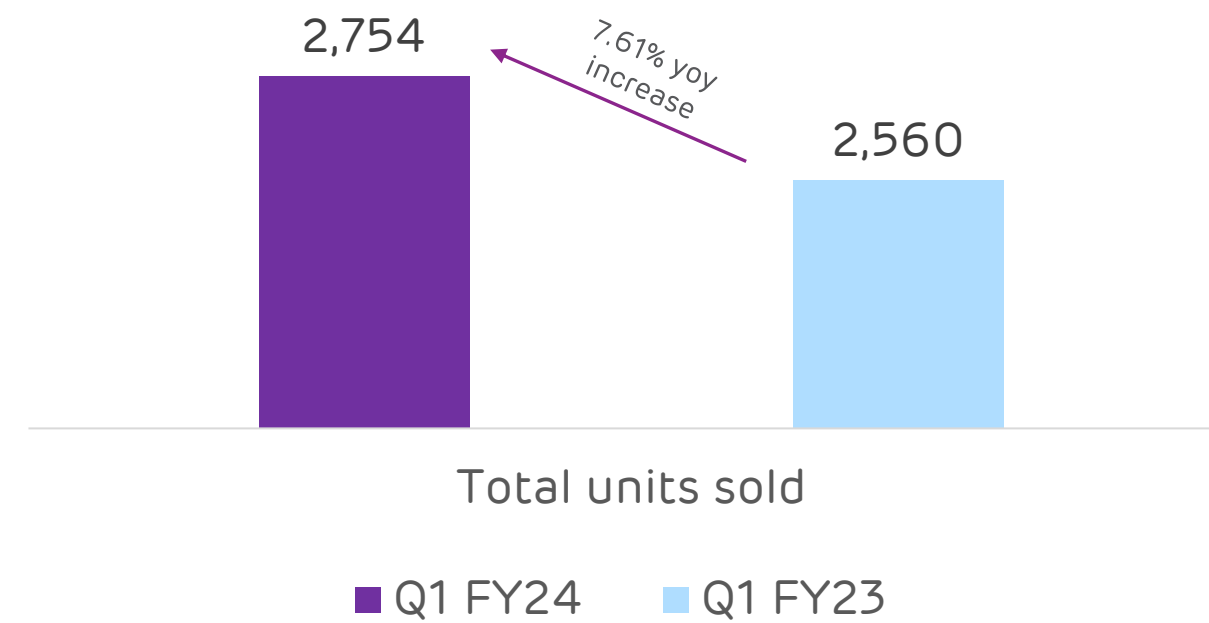
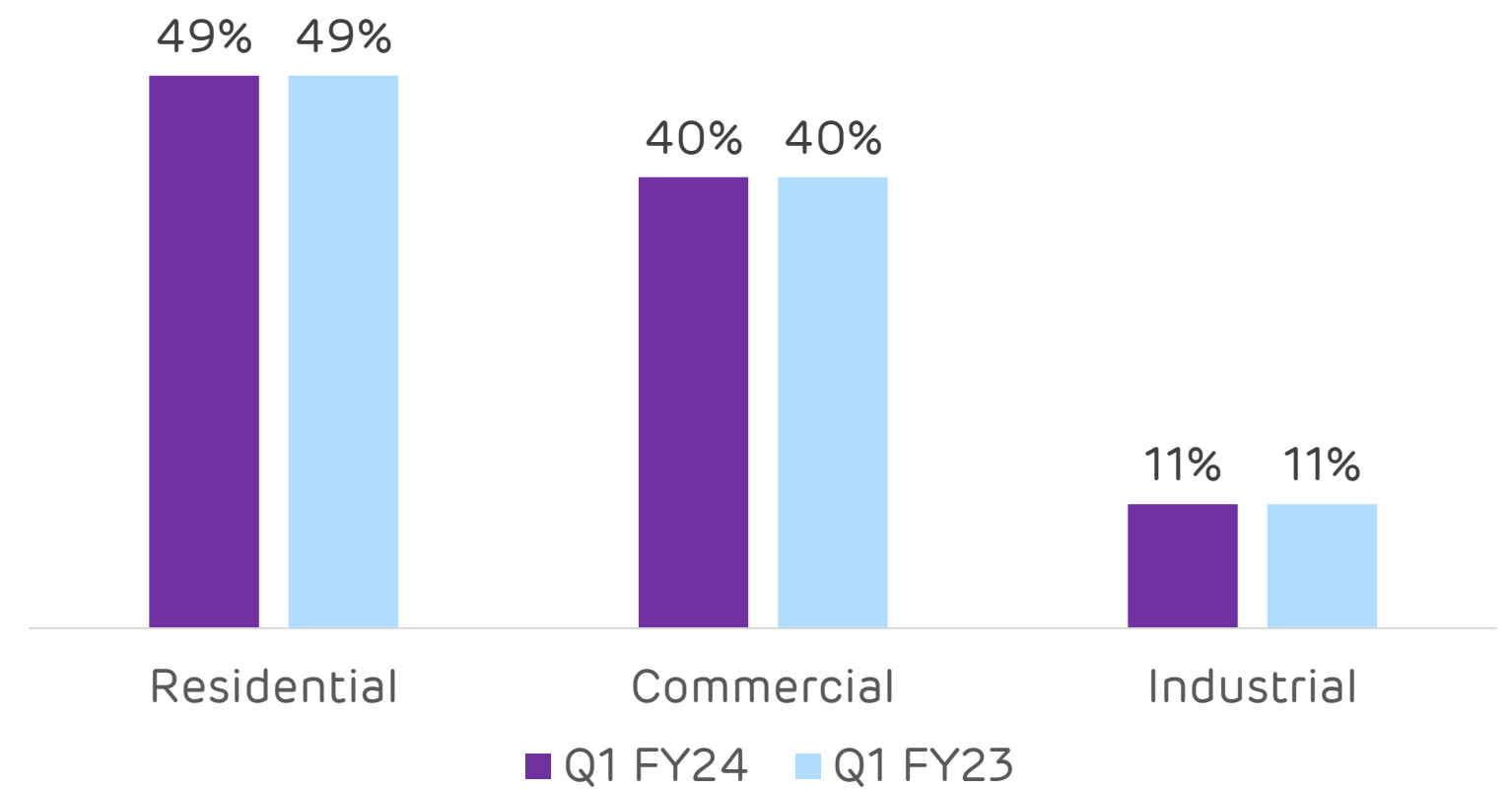
# ATL: Distribution Utility (AEML) – Consumer Mix Q1 FY24 (YoY)

Consumer-wise volume mix



Consumer mix shifting back to higher commercial segment demand with a normalization in residential demand

Consumer-wise revenue mix







**adani**  
Transmission

## Recent Award and Achievements



# ATL: Recent Awards & Achievements

Adani Transmission has won the prestigious **Golden Peacock Award in Environment Management (GPEMA)**. This award underscores company's commitment to sustainable practices.

AEML secured **Rank 1 out of 71 discoms evaluated and scored 99.6% out of 100 in the Integrated Discom Ranking released by the Ministry of Power**. The evaluation is based on financial sustainability, performance excellence, and external environment

ATL is in the Top 50 of India's Most Sustainable Companies in the annual ranking of BW Business World. **ATL was featured in the top 3 most sustainable companies** by prioritising sustainable practices.

ATL's 37 operational sites are now **certified as 'Single-use Plastic Free'** strengthening our commitment to SDG 12

**Received ICAI Awards for Excellence in Financial Reporting** for the year 2021-22 (Bronze Plaque in Infrastructure and Construction Sector Category (turnover above Rs 500 Cr))

ATL won **five 'Par-Excellence Award'** at 9th National Conclave on 5S, organized by the prestigious Quality Circle Forum of India HQ (QCFI) demonstrating its unparalleled commitment to business excellence.

ATL achieved **Zero Waste to Landfill (ZWL)** certificate for all O&M sites from Intertek

**Enlightened Growth Leadership Award 2022** for best-in-class sustainable business practices from Frost & Sullivan Institute

Attained **Water Positive** certification from DNV which signifies water credit is higher than the water consumed





**adani**  
Transmission

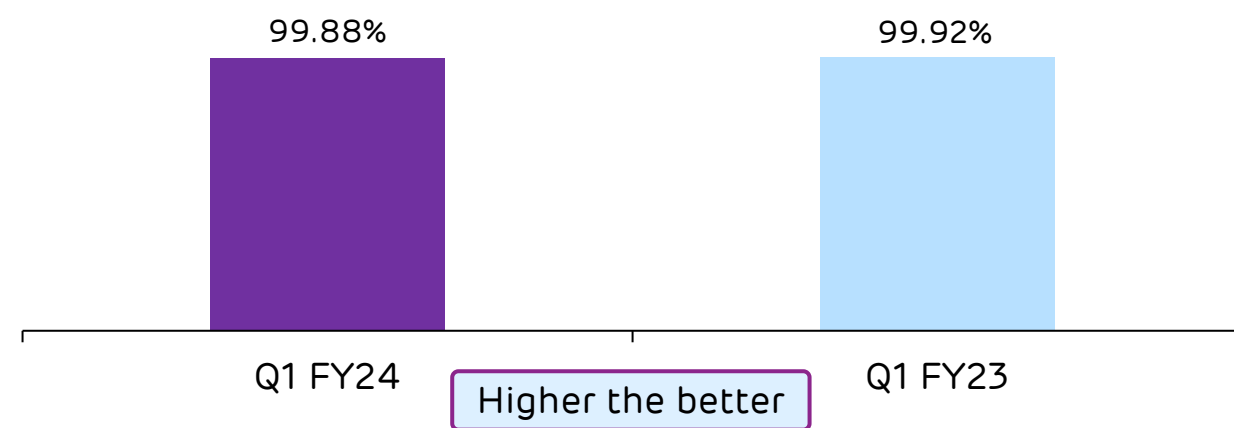
# Transmission Line Availability



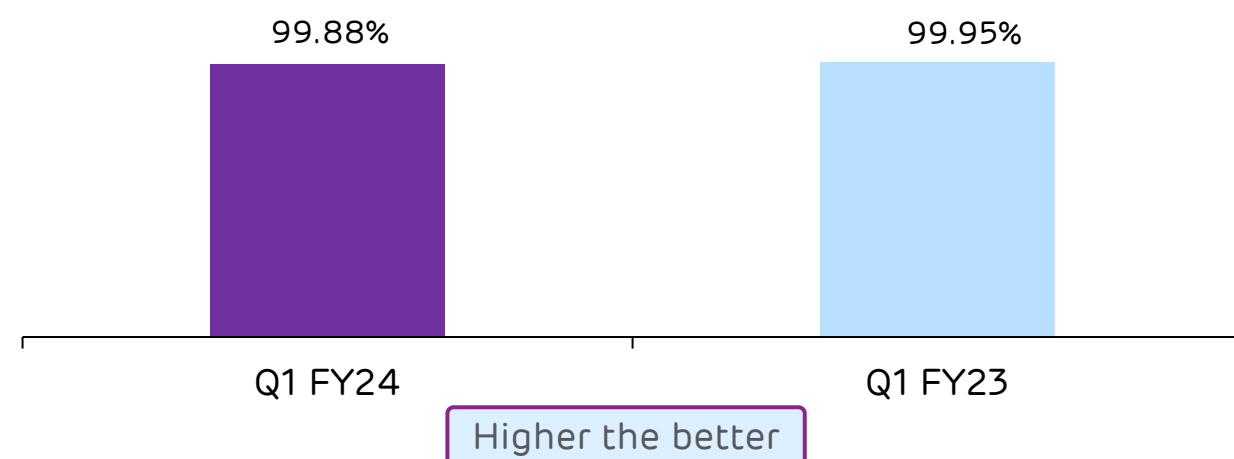
# ATL: Q1 FY24 (YoY) – Line availability across asset groups

## Average Availability Across Operational Assets %<sup>(1)</sup>

### Line Availability - ATSOL Obligor Assets

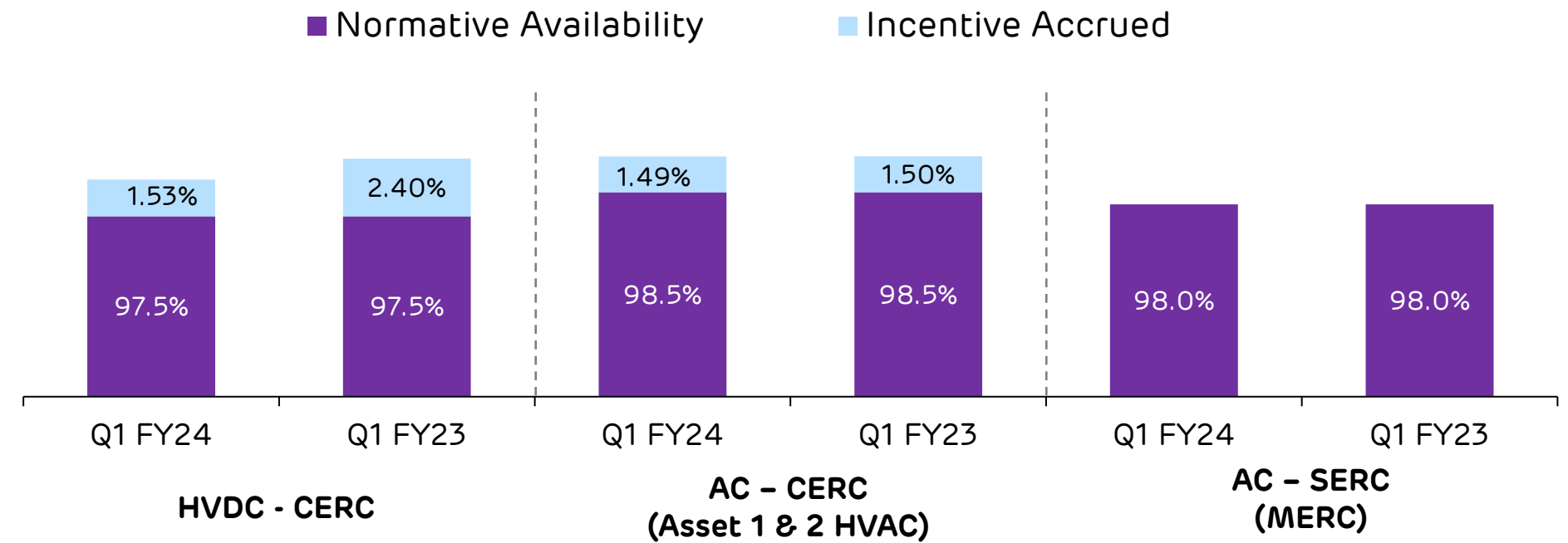


### Line Availability - USPP Assets

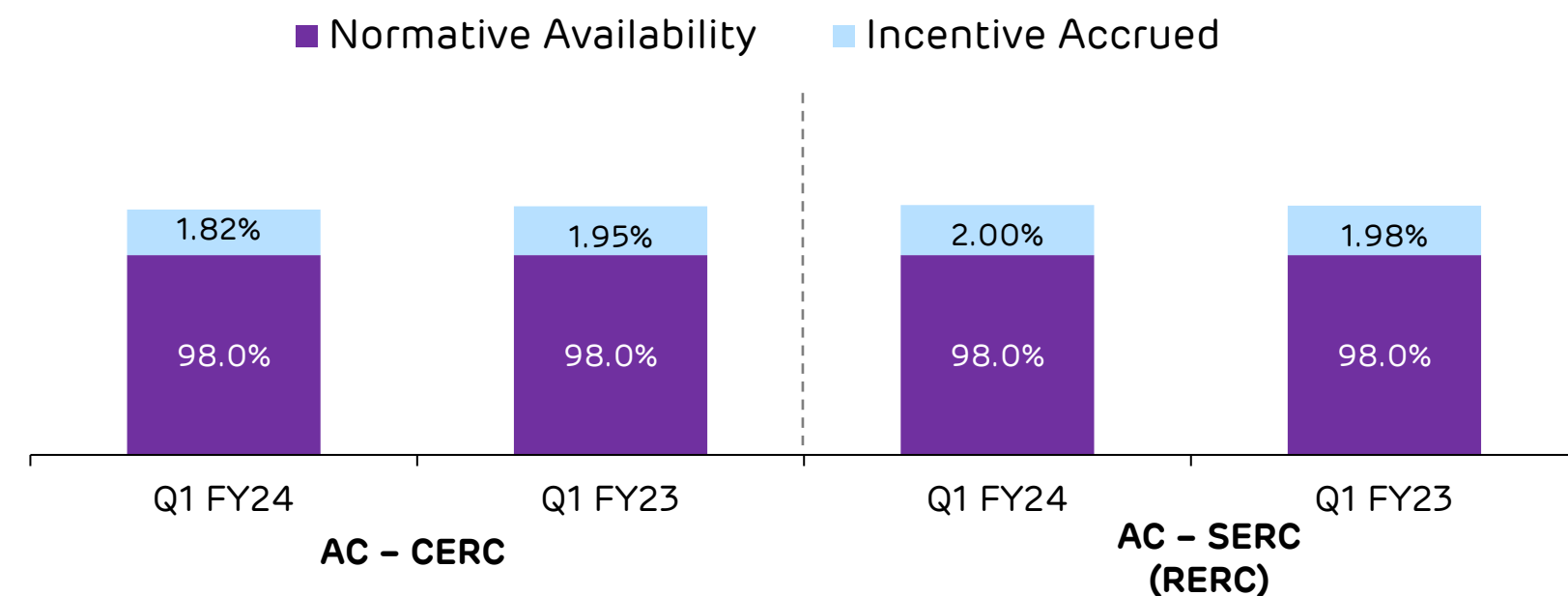


## Focus on Maximizing Incentive %

### Incentive - ATSOL Obligor Assets



### Incentive - USPP Assets



**Consistent availability above normative levels ensures periodic incentive maximization**

Notes: 1) Average availability calculated as revenue weighted, Availability figures are provisional in nature and are subject to change; 2) Obligor Group consist of transmission assets ATIL and MEGPTCL projects; USPP Group consist of ATRL, RRWTL, CWRTL, STL and PPP 8/9/ 10 projects;





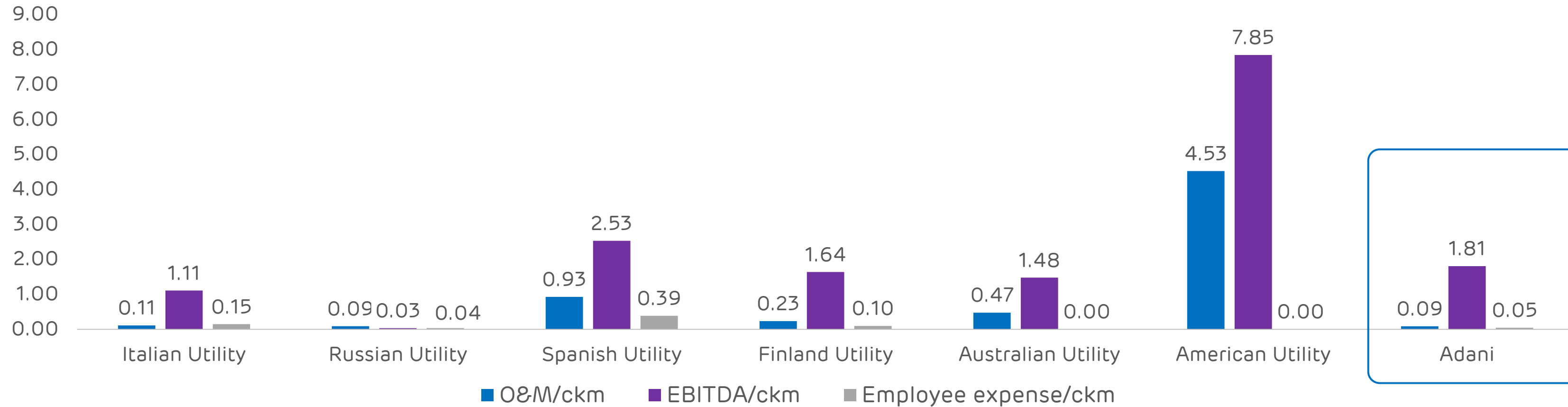
**adani**  
Transmission

# Global Peer Benchmarking



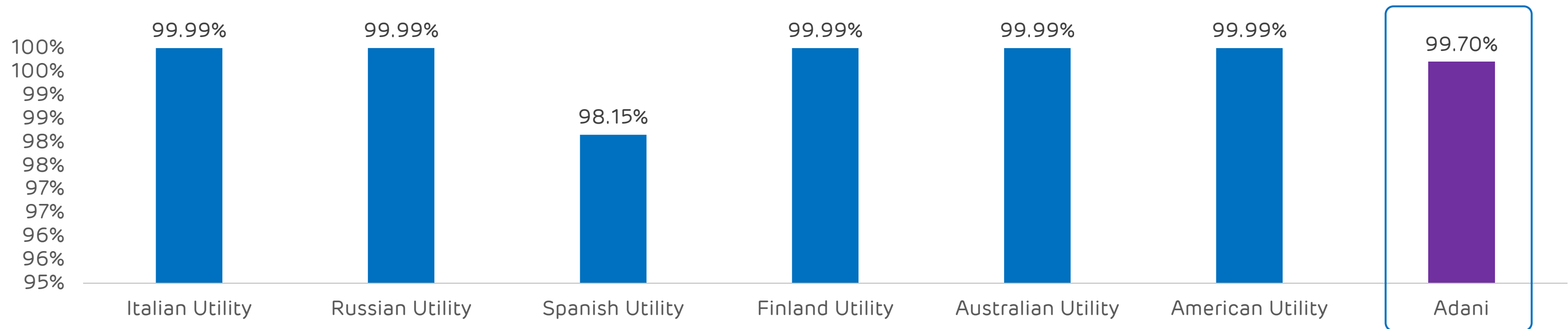
# ATL: Transmission System Operational Parameters – Peer Benchmarking

Peer Benchmarking on O&M, Employee expenses and EBITDA (INR Million per circuit km)



One of the lowest O&M cost per ckm highlighting strong operating efficiency

System Availability / Reliability (%)



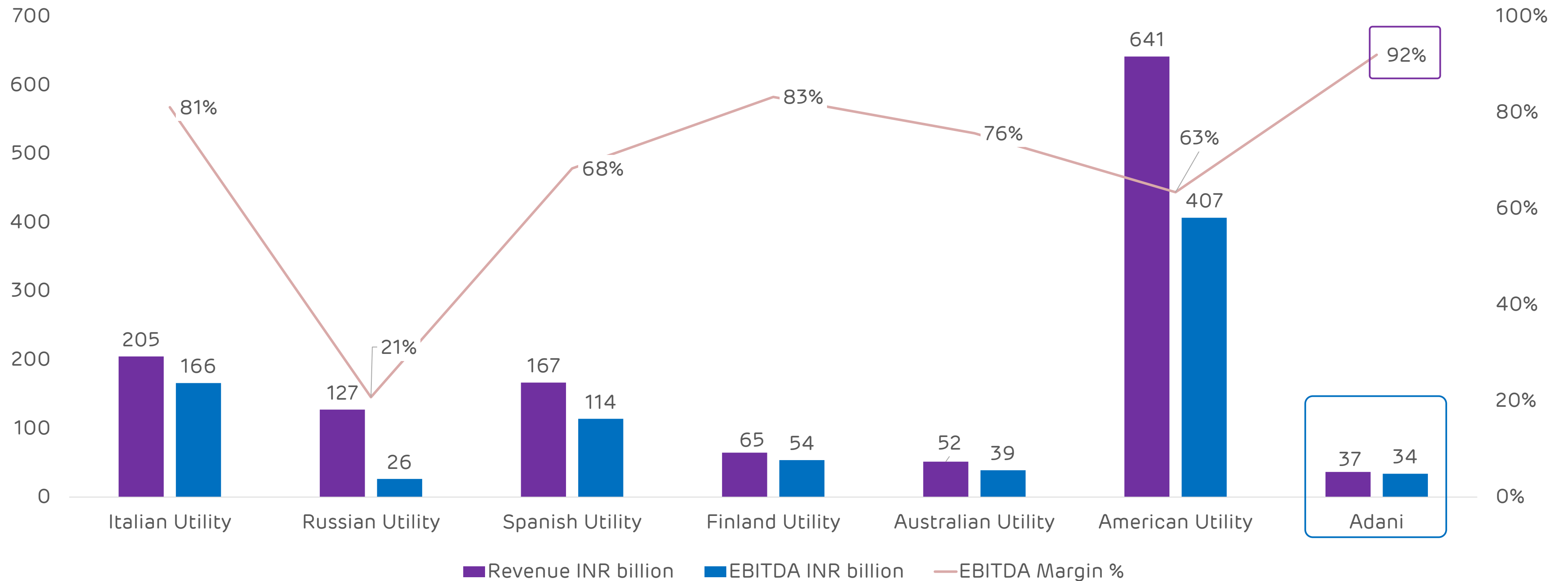
System availability in line with global standards

Notes: Benchmarking is based on internal analysis using latest annual operational and financial numbers; Considered top utilities from Italy, Russia, Finland, Spain and Australia, America as global peers for the above benchmarking; Revenue and EBITDA has been populated only for transmission business and pertains to last reported financial year; Average Exchange rate of Jan-2022 to Dec-2022 has been considered for evaluation. For Russian Utility, pre-merger availability is considered due to lack of disclosure



# ATL: Transmission System Financial Parameters – Peer Benchmarking

Peer Benchmarking - EBITDA margin (%)



**Highest EBITDA margin in transmission business across global utilities compared**

Notes: Benchmarking is based on internal analysis using latest annual operational and financial numbers; Considered top utilities from Italy, Russia, Finland, Spain and Australia, America as global peers for the above benchmarking; Revenue and EBITDA has been populated only for transmission business and pertains to last reported financial year; Average Exchange rate of Jan-2022 to Dec-2022 has been considered for evaluation



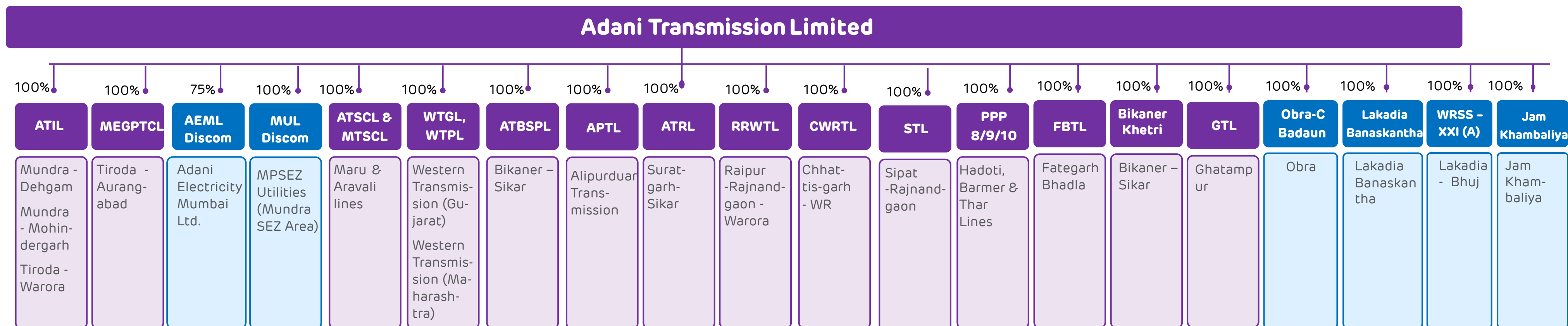


**adani**  
Transmission

# ATL – Operational and Under-construction Asset Portfolio



# ATL's Operational Asset Portfolio (T&D) as of Q1 FY24 (June 2023)



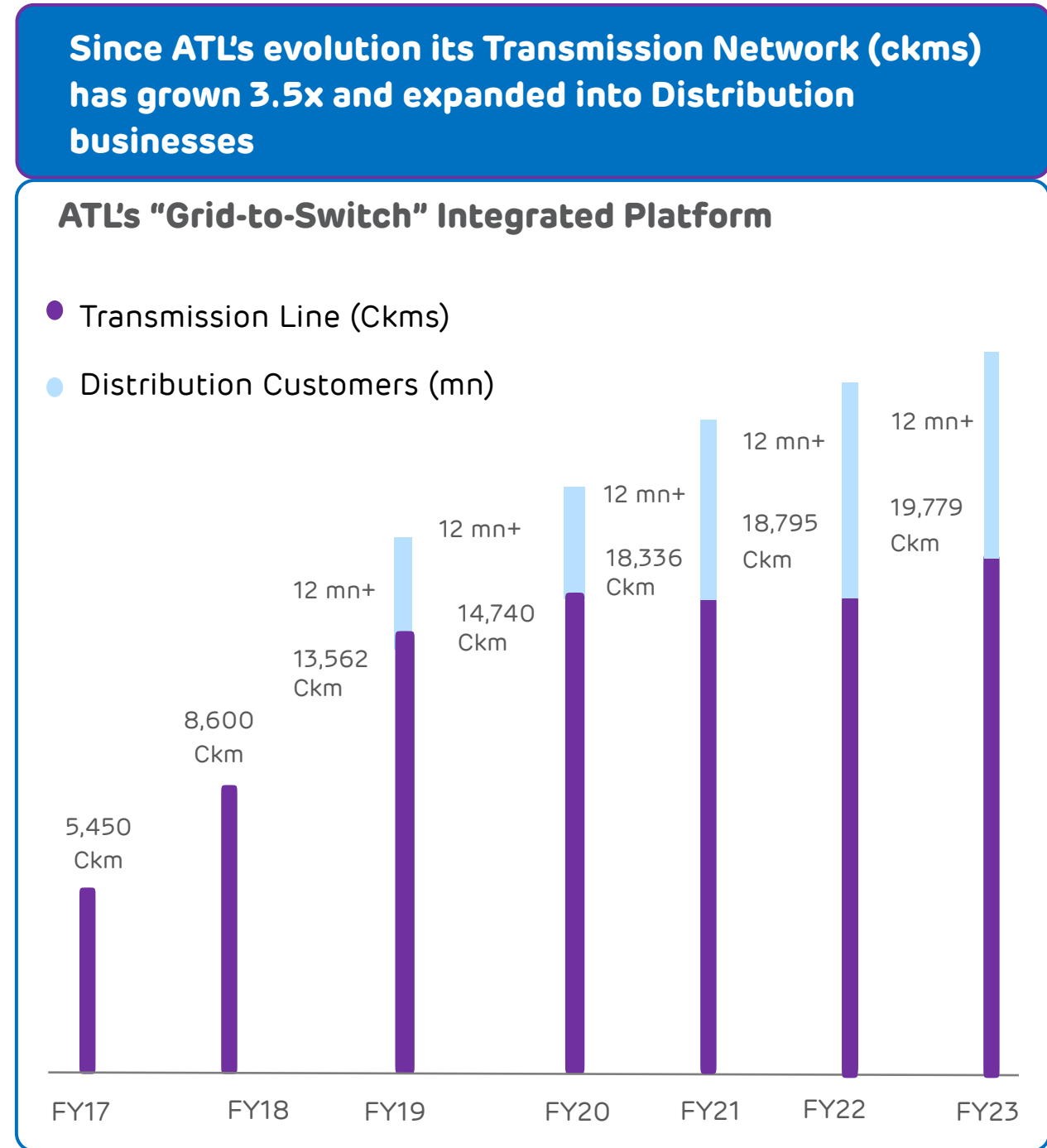
Operating Assets															Projects Operationalised in FY23					
<b>A</b>	3,834 ckms	1,217 ckms	573 ckms	148 ckms	397 ckms	3,063 ckms	343 ckms	650 ckms	278 ckms	611 ckms	434 ckms	348 ckms	413 ckms	292 ckms	481 ckms	897 ckms	630 ckms	352 ckms	292 ckms	38 ckms
<b>B</b>	6,630 MVA	6,000 MVA	3,250 MVA	360 MVA	1,360 MVA	-	-	-	-	-	630 MVA	-	585 MVA	-	-	-	950 MVA	-	3000 MVA	2500 MVA
<b>C</b>	c. 27 years	c. 30 years	c. 14 years	c. 11 years	c. 29 years	c. 30 years	c.32 years	c.35 years	c. 33 years	c. 34 years	c. 34 years	c. 34 years	c. 34 years	c. 35 years	c. 35 years	c. 35 years	N/A	c. 35 years	C. 35 years	c. 35 years
<b>D</b>	Regulated return (ROA)	Regulated return (ROA)	Regulated return (ROA)	Regulated return (ROA)	Fixed tariff (TBCB)	Fixed tariff (TBCB)	Fixed tariff (TBCB)	Fixed tariff (TBCB)	Fixed tariff (TBCB)	Fixed tariff (TBCB)	Fixed tariff (TBCB)	Fixed tariff (TBCB)	Fixed tariff (TBCB)	Fixed tariff (TBCB)	Fixed tariff (TBCB)	Fixed tariff (TBCB)	Fixed tariff (TBCB)	Fixed tariff (TBCB)	Fixed tariff (TBCB)	Fixed tariff (TBCB)
<b>E</b>	Centre / State	State	State	State	State	Centre	State	Centre	State	Centre	Centre	Centre	State	Centre	Centre	State	State	Centre	Centre	Centre
<b>F</b>	INR 49.6 Bn	INR 57.7 Bn	INR 75 Bn	INR 0.4 Bn	INR 3.9 Bn	INR 18.2 Bn	INR 2.2 Bn	INR 10.8 Bn	INR 1.3 Bn	INR 12.1 Bn	INR 9.5 Bn	INR 5.4 Bn	INR 4.4 Bn	INR 5.5 Bn	INR 8.5 Bn	INR 18.2 Bn	INR 7.4 Bn	INR 7.0 Bn	INR 8.1 Bn	INR 3.2 Bn

**A** Transmission line length      **B** Transformation capacity      **C** Residual concession life / License period      **D** Contract Type      **E** Counterparty      **F** Asset Base<sup>(1)</sup>

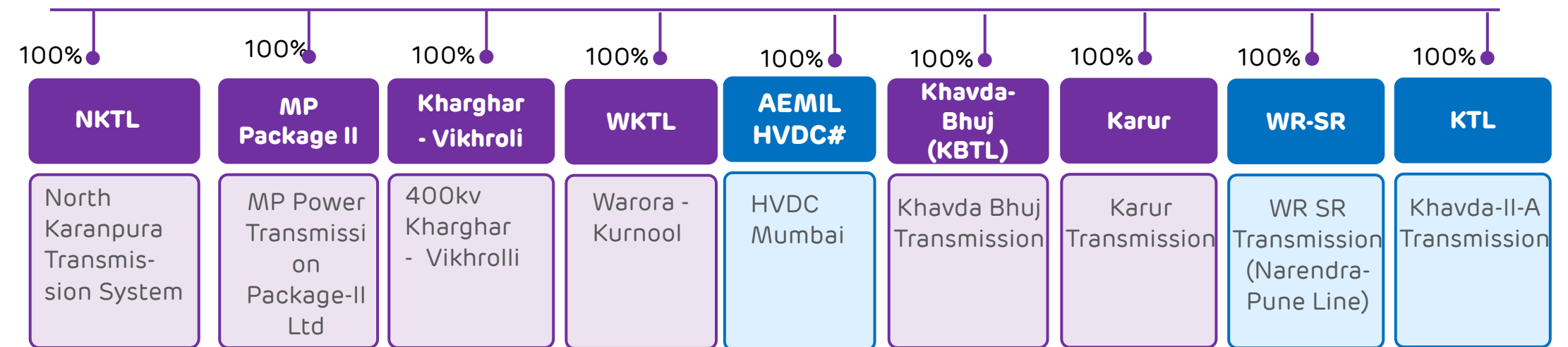
**Notes:** ATIL - Adani Transmission (India) Limited; MEGPTCL - Maharashtra Eastern Grid Power Transmission Co. Limited; AEML: Adani Electricity Mumbai Limited (Distribution business); ATBSPL: Adani Transmission Bikaner Sikar Private Limited; STL - Sipat Transmission Limited; RRWTL - Raipur Rajnandgaon Warora Transmission Limited; CWTL - Chhattisgarh WR Transmission Limited; ATRL - Adani Transmission (Rajasthan) Limited; ATSC - Aravali Transmission Service Company Limited; MTSC - Maru Transmission Service Company Limited, WRSS M - Western Region System Strengthening Scheme Maharashtra, WRSS G - Western Region System Strengthening Scheme Gujarat, (1) Asset base for operational assets as per project cost and Mumbai GTD (AEML) as per Regulated Asset Base



# ATL's Under-construction Transmission Asset Portfolio as of Q1 FY24 (June 2023)



## Adani Transmission Limited



	Under Construction							Recently Won	
<b>A</b>	304 ckms	1,060 ckms	74 ckms	1,756 ckms	80 ckms	221 ckms	10 ckms	630 ckms	354 ckms
<b>B</b>	1,000 MVA	2,736 MVA	1500 MVA	3500 MVA	1,000 MW	4,500 MW	1,000 MW	6,000 MW	-
<b>C</b>	N/A	N/A	N/A	N/A	N/A	N/A	N/A	N/A	N/A
<b>D</b>	Fixed tariff (TBCB)	Fixed tariff (TBCB)	Fixed tariff (TBCB)	Fixed tariff (TBCB)	Regulated Return (ROA)	Fixed tariff (TBCB)	Fixed tariff (TBCB)	Fixed tariff (TBCB)	Fixed tariff (TBCB)
<b>E</b>	Centre	State	State	Centre	State	Centre	Centre	Centre	Centre
<b>F</b>	INR 6.7 Bn	INR 12 Bn	INR 18.9 Bn	INR 35 Bn	INR 70 bn	INR 12 bn	INR 2 bn	INR 22 bn	INR 12 bn
<b>G</b>	Sept.-22 - July'24	Dec-23	Dec-23	Aug-23	Mar-25	Jan-24	Aug-23	Aug-24	Mar-25

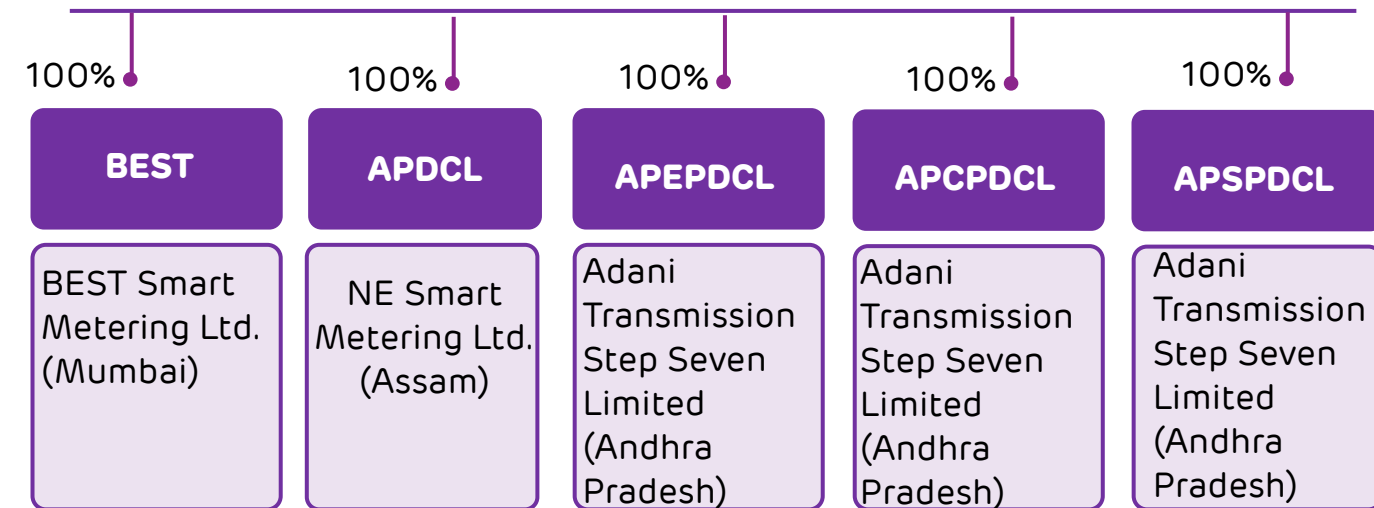
- A** Transmission line length
- B** Transformation capacity
- C** Residual concession life / License period
- D** Contract type
- E** Counterparty
- F** Asset base<sup>(1)</sup>
- G** COD<sup>(2)</sup>

**Notes:** 1) Asset base for under-construction assets – as per the estimated project cost as of March 2023; (2) Provisional Commercial Operation Date (COD); NKTL – North Karanpura Transco Limited; GTL – Ghatampur Transmission Limited; OBTL: Obra Transmission Limited; LBTL: Lakadia Bhuj Transmission Limited; JKTL: Jam Khambaliya Transmission Limited; KVTL: Kharghar Vikhroli Transmission Limited; WKTL: Warora Kurnool Transmission Limited  
 #AEMIL - Adani Electricity Mumbai Infra Limited 100% shares are currently being held by AEMIL. Due to CERC restrictions 51% shares are pledged in favor of ATL



# ATL's Smart Metering Under-construction Portfolio as of Q1 FY24 (June 2024)

## Adani Transmission Limited



### Under Construction

	BEST	APDCL	APEPDCL	APCPDCL	APSPDCL
<b>A</b>	1.1	0.8	0.8	1.0	1.0
<b>B</b>	13.0	8.4	10.5	12.8	13.9
<b>C</b>	120	120	120	120	120
<b>D</b>	Yes	Yes	Yes	Yes	Yes
<b>E</b>	DBFOT	DBFOT	DBFOT	DBFOT	DBFOT
<b>F</b>	Oct'22	Feb'23	June'23	June'23	June'23

- A** Smart Meters Quantity (in million)
- B** Contract Value (in Rs Billion)
- C** Contract Period (months)
- D** Capex + O&M
- E** Contract Type
- F** Month of Award

Notes: The Discoms are our customers and ATL is executing these contracts through 100% owned SPVs.; DBFOT: Design-Build-Finance-Operate-Transfer; BEST: Brihanmumbai Electricity Supply and Transport; APDCL: Assam Power Distribution Company Ltd; APEPDCL: Andhra Pradesh Eastern Power Distribution Co Ltd; APCPDCL: Andhra Pradesh Central Power Distribution Co Ltd; APSPDCL: Andhra Pradesh Southern Power Distribution Co Ltd.



# Legal Disclaimer

The information contained in this presentation is provided by Adani Transmission Limited (together with its subsidiaries, the "Company" or "ATL") to you solely for your reference and for information purposes only. This presentation is highly confidential and is being given solely for your information and your use, and may not be retained by you or copied, reproduced or redistributed to any other person in any manner nor any part thereof may be (i) used or relied upon by any other party or for any other purpose; (ii) copied, photocopied, duplicated or otherwise reproduced in any form or by any means; or (iii) re-circulated, redistributed, passed on, published in any media, website or otherwise disseminated, to any other person, in any form or manner, in part or as a whole, without the prior written consent of the Company. Any unauthorized use, disclosure or public dissemination of information contained herein is prohibited. This presentation does not purport to be a complete description of the markets' conditions or developments referred to in the material. Certain statements made in this presentation may not be based on historical information or facts and may be "forward-looking statements," including those relating to general business plans and strategy of Adani Transmission Limited ("ATL"), their future outlook and growth prospects, and future developments in their businesses and their competitive and regulatory environment, and statements which contain words or phrases such as 'will', 'expected to', etc., or similar expressions or variations of such expressions. Actual results may differ materially from these forward-looking statements due to a number of factors, including future changes or developments in their business, their competitive environment, their ability to implement their strategies and initiatives and respond to technological changes and political, economic, regulatory and social conditions in India. This presentation is for private circulation only and does not constitute a prospectus, offering circular or offering memorandum or an offer, or a solicitation of any offer, to purchase or sell, any shares and should not be considered as a recommendation that any investor should subscribe for or purchase any of ATL's shares. Neither this presentation nor any other documentation or information (or any part thereof) delivered or supplied under, or in relation, to the shares shall be deemed to constitute an offer of or an invitation by or on behalf of ATL. ATL, as such, makes no representation or warranty, express or implied, as to, and does not accept any responsibility or liability with respect to, the fairness, accuracy, completeness or correctness of any information or opinions contained herein. The information contained in this presentation, unless otherwise specified is only current as of the date of this presentation. This presentation is for general information purposes only, without regard to any specific objectives, financial situations or informational needs of any particular person. This presentation should not be used as a basis for any investment decision or be relied upon in connection with, any contract, commitment or investment decision whatsoever. This presentation does not constitute financial, legal, tax or other product advice. Potential investors must make their own assessment of the relevance, accuracy and adequacy of the information contained in this presentation and must make such independent investigation as they may consider necessary or appropriate for such purpose. The statements contained in this presentation speak only as at the date as of which they are made, and the Company expressly disclaims any obligation or undertaking to supplement, amend or disseminate any updates or revisions to any statements contained herein to reflect any change in events, conditions or circumstances on which herein to reflect any change in events, conditions or circumstances on which any such statements are based. Neither the Company nor any of its respective affiliates, its board of directors, its management, advisers or representatives, including any lead managers and their affiliates, or any other persons that may participate in any offering of securities of the Company, shall have any responsibility or liability whatsoever (in negligence or otherwise) for any loss howsoever arising from any use of this presentation or its contents or otherwise arising in connection with this presentation. ATL assumes no responsibility to publicly amend, modify or revise any forward looking statements, on the basis of any subsequent development, information or events, or otherwise. Unless otherwise stated in this document, the information contained herein is based on management information and estimates. The information contained herein is subject to change without notice and past performance is not indicative of future results. ATL may alter, modify or otherwise change in any manner the content of this presentation, without obligation to notify any person of such revision or changes. Certain statements made in this presentation may be "forward looking statements" for purposes of laws and regulations of India and other than India. These statements include descriptions regarding the intent, belief or current expectations of the Company or its directors and officers with respect to the results of operations and financial condition, general business plans and strategy, the industry in which the Company operates and the competitive and regulatory environment of the Company. These statements can be recognized by the use of words such as "expects," "plans," "will," "estimates," "projects," "targets," or other words of similar meaning. Such forward-looking statements are not guarantees of future performance and involve risks and uncertainties, and actual results may differ from those in such forward-looking statements as a result of various factors and assumptions, including future changes or developments in the Company's business, its competitive environment, information technology and political, economic, legal, regulatory and social conditions in India, which the Company believes to be reasonable in light of its operating experience in recent years. The Company does not undertake to revise any forward-looking statement that may be made from time to time by or on behalf of the Company. Please note that the past performance of the Company is not, and should not be considered as, indicative of future results. No person is authorized to give any information or to make any representation not contained in and not consistent with this presentation and, if given or made, such information or representation must not be relied upon as having been authorized by or on behalf of ATL. This presentation does not constitute an offer or invitation to purchase or subscribe for any securities in any jurisdiction, including the United States. No part of its should form the basis of or be relied upon in connection with any investment decision or any contract or commitment to purchase or subscribe for any securities. None of our securities may be offered or sold in the United States, without registration under the U.S. Securities Act of 1933, as amended, or pursuant to an exemption from registration therefrom. This presentation is confidential and may not be copied or disseminated, in whole or in part, and in any manner. This presentation contains translations of certain Rupees amounts into U.S. dollar amounts at specified rates solely for the convenience of the reader.

## Investor Relations:

**VIJIL JAIN**

Lead Investor Relations

✉ [Vijil.Jain@adani.com](mailto:Vijil.Jain@adani.com)

☎ +91 79 2555 7947

✉ [Investor.atl@adani.com](mailto:Investor.atl@adani.com)



MUSHKILON KI  
NAHI SUNTE,  
HUM KARKE  
DIKHATE HAIN.

#HumKarkeDikhateHain

adani

adani  
Transmission

adani  
Transmission

Thank You