

यूको बैंक



UCO BANK

सम्मान आपके विश्वास का

Honours Your Trust

HO/Finance/Share/212/2019-20

Date: 06.02.2020

National Stock Exchange of India Ltd.

"Exchange Plaza"

Plot no. C/1, G Block

Bandra-Kurla Complex, Bandra (E)

Mumbai – 400 051

NSE Scrip Symbol: UCObANK

BSE Limited

Phiroze Jeejeebhoy Towers

Dalal Street, Fort,

Mumbai – 400 001

BSE Scrip Code: 532505

Dear Sir,

SUB: Reviewed Financial Results for the 3rd quarter and nine months ended 31.12.2019

We submit herewith Reviewed Financial Results for the 3rd quarter and nine months ended 31.12.2019 of our Bank duly taken on record by the Board of Directors of our Bank at their meeting held on this day for your kind perusal.

Yours faithfully,

(N Purna Chandra Rao)
Company Secretary



Encl: As stated

**UCO BANK**

Head Office : 10, B.T.M.Sarani, Kolkata - 700 001

Website : www.ucobank.com

REVIEWED FINANCIAL RESULTS FOR THE QUARTER AND NINE MONTHS ENDED 31ST DECEMBER, 2019

(₹ in Lakh)

SL No.	Particulars	Quarter Ended			Nine Months Ended		Year Ended
		31.12.2019 (Reviewed)	30.09.2019 (Reviewed)	31.12.2018 (Reviewed)	31.12.2019 (Reviewed)	31.12.2018 (Reviewed)	31.03.2019 (Audited)
1	Interest Earned (a)+(b)+(c)+(d)	377074	380464	333732	1139191	1054882	1433063
	(a) Interest/discount on advances / bills	205440	207793	192739	612881	593874	782475
	(b) Income on investments	148623	140348	120589	443273	380054	534828
	(c) Interest on balances with RBI & other inter-bank funds	8522	13353	9320	37576	28390	50186
	(d) Others	14489	18971	11084	45461	52564	65574
2	Other Income	74347	72887	24824	210243	114680	151351
3	Total Income (1+2)	451421	453351	358556	1349434	1169562	1584414
4	Interest Expended	253415	253844	251072	755415	752963	1001948
5	Operating Expenses (i) + (ii)	76955	78803	69343	232119	209631	306442
	(i) Employees Cost	48432	48228	46934	143385	138045	194622
	(ii) Other Operating Expenses	28523	30576	22409	88734	71586	111820
6	Total Expenditure (4+5) (excluding Provisions and Contingencies)	330370	332648	320415	987534	962594	1308390
7	Operating Profit (Before Provisions and Contingencies) (3-6)	121052	120704	38141	361900	206968	276024
8	Provisions (other than current tax) and Contingencies (Net)	217069	209902	139956	607261	484931	706596
	of which provisions for Non Performing Assets	164551	203407	224385	505456	569312	829492
9	Exceptional Items	0	0	0	0	0	0
10	Profit(+)/Loss(-) from Ordinary Activities before tax (7-8-9)	-96017	-89198	-101815	-245360	-277963	-430572
11	Provision for Current Taxes	0	0	-1941	0	-1057	1536
12	Net Profit(+)/Loss(-) from Ordinary Activities after tax (10-11)	-96017	-89198	-99874	-245360	-276906	-432108
13	Extraordinary items (net of tax expense)	0	0	0	0	0	0
14	Net Profit(+)/Loss (-) for the period (12-13)	-96017	-89198	-99874	-245360	-276906	-432108
15	Paid-up Equity Share Capital (Face Value ₹ 10/- each)	862330	736220	395514	862330	395514	542340
16	Reserves excluding Revaluation Reserves	624823	602122	516525	624823	516525	602122
17	Analytical Ratios						
	(i) Percentage of shares held by Govt. of India	93.61%	92.52%	90.80%	93.61%	90.80%	93.29%
	(ii) Capital Adequacy Ratio: Basel-III	10.27%	11.44%	9.33%	10.27%	9.33%	10.70%
	(a) Common Equity Tier-I Ratio	7.21%	8.93%	7.14%	7.21%	7.14%	8.64%
	(b) Additional Tier-I Ratio	0.00%	0.00%	0.00%	0.00%	0.00%	0.00%
	(iii) Earning Per Share (EPS) (in ₹) (Not Annualised)						
	a) Basic and diluted EPS before Extraordinary items (net of tax expense) for the period, for the year to date and for the previous year.	-1.18	-1.21	-2.53	-3.29	-7.57	-11.16
	b) Basic and diluted EPS after Extraordinary items for the period, for the year to date and for the previous year.	-1.18	-1.21	-2.53	-3.29	-7.57	-11.16
	(iv) NPA Ratios						
	a) Amount of Gross NPA	2213965	2566514	3112179	2213965	3112179	2988833
	b) Amount of Net NPA	619965	723833	1175561	619965	1175561	964992
	c) % of Gross NPA	19.45%	21.87%	27.39%	19.45%	27.39%	25.00%
	d) % of Net NPA	6.34%	7.32%	12.48%	6.34%	12.48%	9.72%
	(v) Return on Assets (Annualised) (%)	-1.52%	-1.41%	-1.76%	-1.30%	-1.61%	-1.84%



PART : A BUSINESS SEGMENTS							
Sl. No.	Particulars	Quarter Ended			Nine Months Ended		Year Ended 31.03.2019 (Audited)
		31.12.2019 (Reviewed)	30.09.2019 (Reviewed)	31.12.2018 (Reviewed)	31.12.2019 (Reviewed)	31.12.2018 (Reviewed)	
1	Segment Revenue						
	i) Treasury Operations	192052	215433	150274	622011	481703	680987
	ii) Corporate Banking Operations	148438	149489	117088	427227	411925	504670
	iii) Retail Banking Operations	109966	88047	90284	297728	273071	394760
	iv) Other Banking Operations	965	382	910	2468	2863	3997
	Total Revenue	451421	453351	358556	1349434	1169562	1584414
2	Segment Results						
	i) Treasury Operations	33495	83849	80583	204848	78825	135323
	ii) Corporate Banking Operations	-76084	-110240	-102944	-271807	-207714	-319527
	iii) Retail Banking Operations	-54393	-63189	-80363	-180870	-149343	-250365
	iv) Other Banking Operations	965	382	909	2468	2862	3997
	Total	-96017	-89198	-101815	-245360	-275370	-430572
	Less: Unallocated Expenses	0	0	0	0	0	0
	Profit Before Tax	-96017	-89198	-101815	-245360	-275370	-430572
	Provision for Tax	0	0	-1941	0	1536	1536
	Net Profit	-96017	-89198	-99874	-245360	-276906	-432108
3	Segment Assets						
	i) Treasury Operations	11086208	11396386	9856552	11086208	9856552	11761141
	ii) Corporate Banking Operations	6512485	6802819	6055087	6512485	6055087	6303976
	iii) Retail Banking Operations	4767414	4505053	4696075	4767414	4696075	4934315
	iv) Other Banking Operations	48767	47164	38288	48767	38288	48976
	Total Assets	22414874	22751423	20646002	22414874	20646002	23048408
4	Segment Liabilities						
	i) Treasury Operations	10047612	10164771	8621249	10047612	8621249	10219901
	ii) Corporate Banking Operations	7140277	7572134	6772378	7140277	6772378	7195988
	iii) Retail Banking Operations	5226985	5014518	5252375	5226985	5252375	5632519
	iv) Other Banking Operations	0	0	0	0	0	0
	Total Liabilities	22414874	22751423	20646002	22414874	20646002	23048408

PART : B GEOGRAPHICAL SEGMENTS						
Particulars	Quarter Ended			Nine Months Ended		Year Ended 31.03.2019 (Audited)
	31.12.2019 (Reviewed)	30.09.2019 (Reviewed)	31.12.2018 (Reviewed)	31.12.2019 (Reviewed)	31.12.2018 (Reviewed)	
Domestic						
i) Revenue	429188	439769	348333	1301817	1135143	1537683
ii) Assets	21131839	21203141	19609777	21131839	19609777	21881474
International						
i) Revenue	22234	13582	10223	47617	34419	46731
ii) Assets	1283035	1548282	1036225	1283035	1036225	1166934
Global						
i) Revenue	451421	453351	358556	1349434	1169562	1584414
ii) Assets	22414874	22751423	20646002	22414874	20646002	23048408



STATEMENT OF ASSETS AND LIABILITIES

Particulars	As on 31.12.2019 (Reviewed)	As on 30.09.2019 (Reviewed)	As on 31.12.2018 (Reviewed)	As on 31.03.2019 (Audited)
Capital & Liabilities				
Capital	8623 30	7362 20	3955 14	5423 40
Share Application Money		2130 00	3076 00	3596 68
Reserves & Surplus	8590 55	8647 92	8322 07	8370 97
Deposits	188436 99	189584 91	177905 44	197906 78
Borrowings	10522 59	12505 54	7145 37	8323 68
Other Liabilities & Provisions	7975 32	7283 67	6056 01	6862 57
Total	224148 74	227514 23	206460 02	230484 08
Assets				
Cash and Balance with RBI	8646 08	9292 23	7754 71	8823 01
Balance with Banks and Money at call and Short Notice	7122 67	10525 35	9047 01	15609 09
Investments	83752 75	83563 65	71029 41	82231 69
Advances	97803 64	98843 89	94264 12	99313 84
Fixed Assets	2811 06	2802 18	2843 48	2822 31
Other Assets	24012 53	22486 94	21521 29	21684 14
Total	224148 74	227514 23	206460 02	230484 08


SHASHI KANT KUMAR
 Deputy General Manager




RAM KUMAR
 General Manager


AJAY VYAS
 Executive Director


CHARAN SINGH
 Executive Director


A K GOEL
 Managing Director & CEO

For R M Lall & Co
 Chartered Accountants
 FRN 000932C



 (CA R.P. Tewari)
 Partner
 MRN 071448

For M C Bhandari & Co.
 Chartered Accountants
 FRN303002E




 (CA Neeraj Jain)
 Partner
 MRN 064393

For V Singhi & Associates
 Chartered Accountants
 FRN 311017E




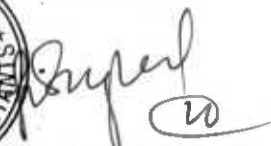
 (CA Dibyendu Pal Choudhury)
 Partner
 MRN 016830

For Rama K Gupta & Co
 Chartered Accountants
 FRN 005005C



 (CA Dinesh Sahu)
 Partner
 MRN 425952

For Rawla & Co
 Chartered Accountants
 FRN 001661N



 (CA Hardeep Singhal)
 Partner
 MRN 505618

Kolkata, 06th February, 2020



UCO BANK
HEAD OFFICE: KOLKATA

NOTES ON THE REVIEWED FINANCIAL RESULTS
FOR THE QUARTER / NINE MONTHS ENDED 31ST DECEMBER, 2019

1. The above financial results were reviewed by the Audit Committee of the Board and approved by the Board of Directors at their meeting held on 6th February, 2020. The results have been subjected to limited review by Statutory Central Auditors of the Bank, in line with the guidelines issued by Reserve Bank of India and as per the requirements of SEBI (Listing Obligations & Disclosure Requirements) Regulations, 2015 as amended.
2. The financial results for the quarter / nine months ended 31st December, 2019 have been prepared in accordance with AS-25 Interim Financial Report issued by ICAI, following the same accounting policies and practices as those followed in annual financial statements for the year ended 31st March, 2019.
3. The financial results for the quarter / nine months ended 31st December, 2019 have been arrived at after considering provisions on advances, non-performing investments, depreciation on investments & on fixed assets and provision for exposure to entities with unhedged foreign currency on the basis of extant guidelines/directives issued by the Reserve Bank of India. Provisions for Employee Benefits including pension has been made on actuarial valuation basis as per LIC table No. 9496, Income Tax and other usual and necessary provisions have been made on the basis of extant guidelines.
4. Based on the available data, available financial statements and the declaration from borrowers wherever received, the Bank has estimated a liability of Rs. 0.31 crore as on 31st December, 2019 towards Unhedged Foreign Currency Exposure to their constituents in terms of RBI Circular DBOD.No.BP.BC.85/21.06.200/2013-14 dated 15th January 2014. The entire estimated amount is fully provided for.
5. Pending finalisation of Bipartite agreement on wage revision (due from November, 2017), an adhoc amount of Rs. 110 crore has been provided during the quarter ended 31st December, 2019 towards wage revision. The cumulative provision held as on 31st December, 2019 for wage revision is Rs. 505 crore.
6. In terms of Supreme Court Order and necessary guidelines issued by Reserve Bank of India (RBI) the Bank has kept Delhi Airport Metro Express Pvt.Ltd. "DAMEPL" as standard account. However, necessary provision as per IRAC norms have been made which are detailed as under:-

(Rs. in crores)

Amount not treated as NPA as per IRAC norms	Provisions required to be made as per IRAC norms	Provision actually held
194.14	29.13	29.13

7. As per the RBI directions issued during the financial year ended March 31, 2018 in respect of select borrower accounts covered under the provisions of Insolvency and Bankruptcy Code (IBC), against total outstanding of Rs. 5398.52 crore, bank is holding a provision of Rs.5088.76 crore as on 31st December, 2019.



8. In accordance with RBI circular No. DBR No. BP. BC. 18/21.04.048/2018-19 dated 01.01.2019 on "Micro, Small and Medium Enterprises (MSME) sector – Restructuring of Advances" the details of MSME restructured accounts during the quarter ended 31st December, 2019 are as under:

No. of Accounts Restructured	Amount (Rs. in Crores)
1055	143.20

9. The Government of India has pronounced Section 115BAA of Income Tax Act, 1961 through Taxation Laws (Amendment) Ordinance, 2019 which provides domestic companies a non-reversible option to pay corporate tax at reduced rate effective from 1st April, 2019 subject to compliance of certain conditions. Bank is currently in the process of evaluating this option and continues to recognise the taxes on income for the quarter ended 31st December, 2019 as per the earlier provisions of the Income Tax Act, 1961.
10. Bank has recognized deferred tax asset of Rs. 8,628.84 crore on carry forward losses and other items of timing difference upto 30th September, 2019. During the quarter, the bank has recognized deferred tax assets of Rs.739.81 crore.
11. As per RBI Circular No. DBR.BPBC.No.32.21.04.018/2018-19 dated 01.04.2019, in case additional provisioning for NPAs assessed by RBI exceeds 10% of the reported profit before provisions and contingencies and for additional gross NPAs identified by RBI exceeds 15% of published incremental gross NPAs for the reference period, then the Banks are required to disclose divergence from prudential norms on income recognition, asset classification and provisioning. The details of divergence in asset classification and provisioning in terms of Risk Assessment Report (RAR) of RBI for FY 2018-19 are as under:

		(Rs.in crore)
Sl	Particulars	Amount
1.	Gross NPAs as on March 31, 2019 as reported by the bank	29,888.33
2.	Gross NPAs as on March 31, 2019 as assessed by RBI	31,105.75
3.	Divergence in Gross NPAs (2-1)	1,217.42
4.	Net NPAs as on March 31, 2019 as reported by the bank	9,649.92
5.	Net NPAs as on March 31, 2019 as assessed by RBI	9,484.87
6.	Divergence in Net NPAs (5-4)	(165.05)
7.	Provisions for NPAs as on March 31, 2019 as reported by the bank	18,993.71
8.	Provisions for NPAs as on March 31, 2019 as assessed by RBI	20,383.88
9.	Divergence in provisioning (8-7)**	1390.17
10.	Reported Net Profit after Tax (PAT) for the year ended March 31, 2019	(4321.09)
11.	Adjusted (notional) Net Profit after Tax (PAT) for the year ended March 31, 2019 after taking into account the divergence in provisioning	(5,225.53)#

** Figures includes divergence in Provision attributable to Valuation of Investment of Rs.7,70,00,000.
#Figures adjusted with impact of Deferred Tax Asset (DTA)

Bank has made full provision against said divergence as at December 31, 2019.



12. During the quarter ended September 2019, Government of India infused Rs.2130 crores towards preferential allotment of equity shares which was shown under Share Application Money. The said share application money was treated as part of CET 1 capital as on 30th September, 2019 in accordance with RBI permission vide letter no. DBR.CO.BP. No. 3025/21.01.002/2019-20 dated 15.10.2019. During the current quarter, Bank has allotted 126,11,01,243 equity shares of face value of Rs.10/- each fully paid at an issue price of Rs.16.89 (including premium of Rs.6.89) per share to Government of India on preferential basis against above capital infusion, in accordance with the applicable provisions. Government of India's holding in the Bank has increased to 93.61% as on 31st December, 2019.
13. Bank has received Rs.2142 crore on 03.01.2020 from Government of India towards preferential allotment of equity shares and the same is credited to share application money, pending receipt of necessary approvals for allotment of equity shares. Bank will include the above capital contribution as a part of Common Equity Tier 1 (CET 1) capital during the quarter ending on 31st March, 2020.
14. During the quarter, Bank issued 9.71% unsecured rated listed redeemable non-convertible fully paid up Basel III compliant Tier II Bonds aggregating to Rs. 500 Crore .
15. In accordance with RBI circular DBOD No. BP. BC/1/21.06.201/2015-16 dated 1st July, 2015, banks are required to make Pillar 3 disclosures under Basel III Capital requirements. The disclosures are being made available on Bank's website (www.ucobank.com). These disclosures have not been subjected to review by the auditors.
16. The Non-Performing Loan Provisioning Coverage Ratio is 83.71% as on 31st December, 2019.
17. Number of investor Complaints: - (i) Outstanding at the beginning of the quarter - Nil (ii) Received during the quarter - 243 (iii) Disposed of during the quarter - 243 and Outstanding at the end of the quarter - Nil.
18. The Figures for the nine months ended 31st December, 2019 have been arrived by adding the reviewed figures in respect of the half year ended 30th September, 2019 and reviewed figures of quarter ended 31st December, 2019.
19. Figures of the corresponding previous periods have been regrouped / reclassified wherever considered necessary.


(Ajay Vyas)
Executive Director


(Charan Singh)
Executive Director


(A. K. Goel)
Managing Director & CEO

Date: 06.02.2020
Place: Kolkata



R M Lall & Co Chartered Accountants 4/10, Vishal Khand, Gomti Nagar, Lucknow- 226 010 (U.P.)	M. C. Bhandari & Co Chartered Accountants 4, Synagogue Street, Suite # 205, 2nd Floor, Facing Brabourne Road, Kolkata - 700 001.	V Singhi & Associates Chartered Accountants Four Mangoe Lane, Surendra Mohan Ghosh Sarani, Ground Floor Kolkata - 700 001
Rama K Gupta & Co Chartered Accountants 156, Ravi Nagar, Behind GDA Kherapati Road Gwalior (M.P) - 474 002	M/s Rawla & Co. Chartered Accountants 504, Surya Kiran, 19 Kasturba Gandhi Marg, New Delhi-110001	

Limited Review Report on Unaudited Financial Results of UCO Bank for the quarter ended and nine months ended 31.12.2019.

To
The Board of Directors,
UCO Bank,
Kolkata

1. We have reviewed the accompanying statement of Unaudited Standalone Financial Results of UCO Bank, ('the Bank') for the quarter and nine month ended December 31, 2019 ('the statement') attached herewith, being submitted by the Bank pursuant to the requirement of Regulation 33 of SEBI (Listing Obligations and Disclosure Requirements) Regulations, 2015, as amended ("the Regulations"). The disclosures relating to consolidated Pillar 3 as at December 31, 2019 including leverage ratio and liquidity coverage ratio under Basel III Capital Regulations", has been disclosed on the Bank's website have not been reviewed by us. The Statement is the responsibility of the Bank's Management and has been approved by the Board of Directors. Our responsibility is to issue a report on the Statement of unaudited financial results based on our review.
2. We conducted our review in accordance with the Standard on Review Engagements (SRE) 2410, "Review of Interim Financial Information Performed by the Independent Auditor of the Entity" issued by the Institute of Chartered Accountants of India. This standard requires that we plan and perform the review to obtain moderate assurance as to whether the financial results are free of material misstatement. A review is limited primarily to inquiries of the Bank's personnel and analytical procedures applied to financial data and thus provides less assurance than an audit. We have not performed an audit and accordingly, we do not express an audit opinion.
3. The financial results incorporate the relevant returns of 21 branches (including Treasury Branch) reviewed by us and 1 foreign branch reviewed by local auditor specifically appointed for this purpose and unreviewed returns and/or data in respect of 3066 other branches (including 1 foreign branch). These review reports cover 55.96 percent of the advances portfolio of the bank and 57.29 percent of Non-performing Assets of the bank. Apart from these review reports, in the conduct of our review, we have also relied upon various returns received from the branches of the bank.



4. Based on our review conducted as above, subject to limitations in scope as mentioned in para 3 above and read with the notes to unaudited financial result, nothing has come to our attention that causes us to believe that the accompanying statement of unaudited financial results including notes thereon prepared in accordance with applicable accounting standards and other recognized accounting practices and policies has not disclosed the information required to be disclosed in terms of Regulations, including the manner in which it is to be disclosed, or that it contains any material misstatement or that it has not been prepared in accordance with the relevant prudential norms issued by the Reserve Bank of India in respect of income recognition, asset classification, provisioning and other related matters.

For **R M LALL & CO**
Chartered Accountants
FRN 000932C

[Handwritten Signature]



(CA R.P. Tewari)
Partner
MRN 071448

UDIN:

20071448AAAAAI1867

For **M. C BHANDARI & CO**
Chartered Accountants
FRN 303002E

FRN 303002E

[Handwritten Signature]



(CA Neeraj Jain)
Partner
MRN 064393

UDIN: 20064393AAAAAI1595

For **V SINGHI & ASSOCIATES**
Chartered Accountants
FRN 311017E

[Handwritten Signature]



(CA Dibyendu Pal Choudhury)
Partner
MRN 016830

UDIN: 20016830AAAAAK9982

For **RAMA K GUPTA & CO**
Chartered Accountants
FRN 005005C

[Handwritten Signature]



(CA Dinesh Sahu)
Partner
MRN 425952

UDIN: 20425952AAAAAI7137

For **RAWLA & CO.**
Chartered Accountants
FRN 001661N

[Handwritten Signature]



(CA Hardeep Singhal)
Partner
MRN 505618

UDIN: 20505618AAAAAP3420

Place: Kolkata

Date: 6th February, 2020