


<p>बैंक ऑफ महाराष्ट्र प्रधान कार्यालय लोकमंगल, 1501, शिवाजीनगर, पुणे- 5</p>		<p>BANK OF MAHARASHTRA Head Office LOKMANGAL, 1501, SHIVAJINAGAR, PUNE-5</p>
<p>निवेशक सवाए विभाग/ Investor Services Department</p>		
<p>टेली/TELE: 020 25511360 ई-मेल / e-mail: investor_services@mahabank.co.in/ compsec@mahabank.co.in</p>		

AX1/ISD/STEX/2019-20

Date: 29.04.2019

The General Manager,
Department of Corporate Services,
BSE Ltd.,
P.J Towers,
Dalal Street, Fort,
Mumbai - 400 001

The Vice President,
Listing Department,
National Stock Exchange of India Ltd.,
Exchange Plaza,
Bandra Kurla Complex,
Bandra (East), Mumbai - 400 051

Ref: BSE Scrip Code: 532525 / NSE Scrip Code: MAHABANK-EQ

Dear Sir/ Madam,

Sub: Outcome of Board Meeting of Bank held on 29th April, 2019.

Pursuant to Regulation 30 of SEBI (Listing Obligations and Disclosure Requirements) Regulations, 2015, we hereby inform you that the Board of Directors of Bank at its meeting held on Monday, 29th April, 2019 at Pune *inter alia* considered and approved the following:

- 1) Audited Financial Results of the Bank for the Quarter/ Year ended 31st March, 2019.
- 2) To raise Capital in aggregate upto Rs.3,000/- crore (including share premium) by way of Preferential Allotment to Government of India/ FI/ others and / or by way of Qualified Institutional Placement (QIP)/ Further Public Offer (FPO) / Rights issue and / or AT1 Bonds and Rs.1,000/- crore by way of issue of Basel III complaint Tier I/ II Bonds or such other securities at an appropriate time, subject to necessary approval/ permissions.
- 3) To Set-off the accumulated losses of the Bank aggregating to Rs.7327.53 crore as of 31.03.2019 against the balance available in the Share premium and Revenue reserve account of Bank as on the date of set-off so as to present a true and fair view of the financial position of the Bank and to take the same into account during the current financial year 2019-20 subject to necessary approvals/ permissions.



A copy of Audited Financial Results of the Bank for the quarter/ year ended 31st March, 2019 is enclosed herewith in compliance with Regulation 33 of the SEBI (Listing Obligations and Disclosure Requirements) Regulations, 2015.

Meeting of Board of Directors commenced at 12.00 p.m and concluded at 1.30 p.m.

Kindly take the same on your records.

Thanking you.

Yours faithfully,
For **Bank of Maharashtra**



(Chandrakant Bhagwat)
Company Secretary



Encl: As above



बैंक ऑफ महाराष्ट्र
Bank of Maharashtra

भारत सरकार का सचयम

एक परिवार एक बैंक

Head office: Lokmangal, 1501, Shivajinagar, Pune - 411 005

Audited Financial Results for the Quarter/ Year ended 31st March 2019

Particulars	STANDALONE FOR						CONSOLIDATED FOR	
	QUARTER ENDED			YEAR ENDED			YEAR ENDED	
	31.03.2019	31.12.2018	31.03.2018	31.03.2019	31.03.2018	31.03.2019	31.03.2018	
	(Audited)	(Reviewed)	(Audited)	(Audited)	(Audited)	(Audited)	(Audited)	
1 Interest earned (a) + (b) + (c) + (d)	277520	264567	269240	1084960	1109642	1084968	1109642	
(a) Interest / discount on advances / bills	164052	166312	161582	656664	707271	656664	707271	
(b) Income on Investment	101858	87866	78782	368961	296241	368969	296242	
(c) Interest on balances with Reserve Bank of India and other inter bank funds	6099	5272	11403	35642	58968	35642	58968	
(d) Others	5511	5117	17473	23693	47162	23693	47162	
2 Other Income	38559	41070	40206	154746	150605	156823	153973	
A. TOTAL INCOME (1+2)	316079	305637	309446	1239706	1260247	1241791	1263615	
3 Interest Expended	177527	177347	181120	711612	770668	711515	770577	
4 Operating Expenses (e) + (f)	88434	85113	73653	308333	270439	308418	270511	
(e) Employees cost	46107	51178	39942	179417	161806	179478	161861	
(f) Other operating expenses	42327	33935	33711	128916	108633	128940	108650	
B. TOTAL EXPENDITURE (3)+(4) (excluding Provisions and Contingencies)	265961	262460	254773	1019945	1041107	1019933	1041088	
C. OPERATING PROFIT (A-B) (Profit before Provisions and Contingencies)	50118	43177	54673	219761	219140	221858	222528	
D. Provisions (other than tax) and Contingencies (Net)	41479	442155	204058	732693	545718	732693	545718	
Of which: Provisions for Non-performing Assets	23673	453828	199461	722682	533089	722682	533089	
E. Exceptional Items	0	0	0	0	0	0	0	
F. Provision for taxes	1401	(22552)	(138034)	(34544)	(212013)	(34510)	(211987)	
G. Net Profit / (Loss) from ordinary activity (C-D-E-F)	7238	(376426)	(11351)	(478388)	(114565)	(476325)	(111203)	
H. Extraordinary items (net of tax expense)	0	0	0	0.00	0	0	0	
I. Net Profit / (Loss) for the period (G-H)	7238	(376426)	(11351)	(478388)	(114565)	(476325)	(111203)	
5 Paid-up equity share capital (FV of Rs. 10 per share)	275317	259845	259845	275317	259845	275317	259845	
6 Reserves excluding revaluation reserves (as per Balance Sheet of previous accounting year)	161317	621552	621552	161317	621552	175681	633853	
7 Analytical ratios								
(i) Percentage of shares held by Govt. of India	87.74	87.01	87.01	87.74	87.01			
(ii) Capital Adequacy Ratio (Basel III) (%)	11.86	11.05	11.00	11.86	11.00			
(a) CET 1 Ratio	9.88	8.93	8.97	9.88	8.97			
(b) Additional Tier 1 Ratio	0.03	0.04	0.03	0.03	0.03			
(iii) Earning per share (in Rs.) (Not Annualized)	0.13	(14.31)	(0.79)	(14.26)	(8.98)	(14.19)	(8.72)	
(iv) a) Amount of gross non performing assets	1532449	1550936	1843323	1532449	1843323			
b) Amount of net non performing assets	455933	464690	964119	455933	964119			
c) % of gross NPAs	16.40	17.31	19.48	16.40	19.48			
d) % of net NPAs	5.52	5.91	11.24	5.52	11.24			
(v) Return on Assets (annualized) (%)	0.18	(9.62)	(0.29)	(3.01)	(0.73)			

[Handwritten signature]



**Notes to Accounts forming part of audited financial results
for the quarter / year ended March 31, 2019**

- 1 The above results have been reviewed by the Audit Committee of the Board and approved by the Board of Directors of the Bank in its meeting held on April 29, 2019. The results have been subjected to audit by the Statutory Auditors, and are in compliance as per the Listing Agreement with Stock Exchanges.
- 2 The financial results for the quarter/year ended March 31, 2019 have been arrived at after considering provision for non-performing assets, standard assets, restructured accounts, loss on sale of assets to ARCs, depreciation / provision on investments, provision for exposure to entities with unhedged foreign currencies, depreciation on fixed assets, taxes and other usual and necessary provisions on the basis of prudential norms and specific guidelines issued by RBI and on the basis of the accounting policies as those followed in the preceding financial year ended March 31, 2018 except in respect of provisioning for Non-Performing Assets and ILFS group as per Note No. 9, 10 & 11 and for the treatment of depreciation on revalued portion of fixed assets as per Note No. 14 below
- 3 During the year ended March 31, 2019 loans and advances amounting to Rs. 1447.99 crore (Rs. 410.62 Crore during the quarter) have been classified as fraud in terms of RBI guidelines and Bank holds 100% provision in respect of such assets as on March 31, 2019.
- 4 In accordance with RBI Circular no. DBR.No.BP.BC.108/21.04.048/2017-18 dated June 6, 2018, the Bank has retained advances of Rs. 232.72 crore as standard asset as on March 31, 2019, and Bank has not recognized interest income of Rs. 0.22 crore and maintained provision on standard asset of Rs. 11.64 crore as on March 31, 2019 in respect of such borrowers. In addition to above, the Bank has restructured 7556 MSME accounts and treated them as standard assets amounting to Rs. 411.69 crore during the FY 2018-19 as per RBI Circular 2018-19 DBR No.BP.BC.18/21.04.048/2018-19 dated January 1, 2019 and maintained provision on standard asset @ 5.25% amounting to Rs 21.61 Crore
- 5 Pending Bipartite agreement on wage revision, a sum of Rs. 109.98 crore (Rs.27.87 crore during the current quarter) has been provided during the year ended March 31, 2019 towards wage arrears (Cumulative provision held as on March 31, 2019 for wage arrears is Rs. 154.58 crore).
- 6 The Bank opted to spread provisioning for mark to market (MTM) losses on investments held in AFS for the quarters ended December 31, 2017, March 31, 2018 and June 30, 2018. The provisioning has been spread equally over four quarters, commencing with the quarter in which loss is incurred. As on March 31, 2019, the unamortized provisioning for mark to market (MTM) losses are provided for and there is no unamortized balance as on March 31, 2019.
- 7 Based on the available financial statements and the declaration from borrowers, the Bank has estimated the liability towards unhedged foreign currency exposure to their constituents in terms of RBI circular DBOD.No.BP.BC.85/21.06.200/2013-14 dated January 15, 2014 and holds a provision of Rs. 2.49 crore as on March 31, 2019.



8 The Government of India vide its letter no. 7/38/2014-BOA dated December 26, 2018 infused Rs.4498.00 crore for preferential allotment of equity shares and the amount was accounted for as share application money pending for allotment as on March 31, 2019. In terms of Reserve Bank of India letter DBR.CO.BP NO.6020/21.01.002/2018-19 dated January 21, 2019 the Bank has considered such amount received from Government of India as a part of Common Equity Tier 1 (CET 1) capital as on March 31, 2019.

Further the Government of India vide its letter no. 7/23/2019-BOA dated February 19, 2019 infused Rs.205.00 crore as share application money. The Bank has issued and allotted 15,47,16,981 equity shares of Rs. 10 each at a premium of Rs. 3.25 per share on preferential basis to Government of India on March 30, 2019.

9 During the quarter/year ended March 31, 2019, the Bank has made accelerated provision in respect of Sub Standard Accounts from 15% to 20% and in respect of Doubtful II accounts from 40% to 50% as per the approved Board Policy in line with RBI guidelines. The accelerated/ additional provision made during the year ended March 31, 2019 is Rs.109.63 crore in respect of Sub Standard accounts and Rs.218.57 crore in respect of Doubtful II accounts.


10 In respect of 17 RBI referred NCLT accounts, looking at the uncertainty in recovery, the Bank holds provision of Rs.4856.98 crore, which represents 100% provision of the outstanding value as on March 31, 2019. In respect of 39 accounts under NPA Category and in view of uncertainty of recovery and deterioration in value of underlying assets in such accounts, Bank holds provision of Rs. 3449.54 crore as on March 31, 2019 which represents 100% provision of the outstanding amount as on March 31, 2019. Further in respect of stressed performing asset during the year ending March 31, 2019 Bank holds provision of Rs. 98 crore.

11 In respect of ILFS group accounts, performing as well as non performing, Bank has made 100% provisioning amounting to Rs. 387.53 crore during the year ending March 31, 2019.

12 In accordance with Accounting Standard – 22 on “Accounting for Taxes on Income” issued by the Institute of Chartered Accountants of India and the extant guidelines, Bank has recognized net Deferred Tax Assets of Rs. 345.44 crore during the year ended March 31, 2019 on timing differences. Deferred Tax Asset has not been recognized on losses incurred during the year ended March 31, 2019. Based on reasonable certainty of availability of future taxable income against which Deferred Tax Asset can be adjusted, the Bank had recognized Deferred Tax Asset relating to accumulated losses amounting to Rs 1152.96 crore in the year 2017-18.

13 In accordance with RBI circular No DBOD.NO.BP.BC.2/21.06.201/2013-14 dated July 1, 2013 Banks are required to make Pillar III disclosures under Basel III capital requirements w.e.f. September 30, 2013. The disclosures are being made available on Bank’s website www.bankofmaharashtra.in.

14 In accordance with Accounting Standard -10 'Property, Plant & Equipment', depreciation of Rs. 131.24 crore for the year on revalued portion of fixed assets has been charged to profit and loss account. Equivalent amount of Rs. 131.24 crore has been transferred from Revaluation Reserve to Revenue Reserve.




15 Status of Investor Complaint's during the quarter ended March 31, 2019

Complaints un-resolved at the beginning of the quarter	Received	Resolved	Unresolved at the end of the quarter
0	39	39	0


16 Non-performing Loans Provision Coverage Ratio (PCR) as on March 31, 2019 is 81.49% (58.71% as on March 31, 2018). Non-performing Loans Provision Coverage Ratio (PCR) as on March 31, 2019 excluding TWO is 70.39% (47.81% as on March 31, 2018). Net Non-Performing Asset of the Bank as on March 31, 2019 is 5.52% (11.24% as on March 31, 2018).

17 During the year the Bank has made an offer of 10 crore number of Equity shares to its employees under "Employees Share Purchase Scheme" at Rs. 10.54 per share. Allotment of the shares was made on April 18, 2019.

18 Figures of the earlier periods have been regrouped / reclassified / rearranged, wherever necessary.


L D Kaundanya

Asst. General Manager, FM&A



V P Srivastava

Chief Financial Officer







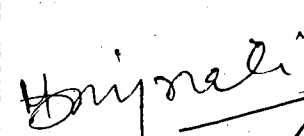




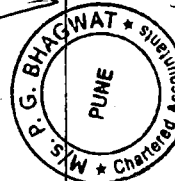
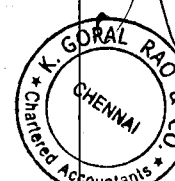
Hemant Tamta
Executive Director



A.C. Rout
Executive Director



A.S. Rajeev
Managing Director & CEO

For M/s. P Parikh & Associates	For M/s. M D Gujrati & Co	For M/s. P G Bhagwat	For M/s. K Gopal Rao & Co
FRN-107564W	FRN-005301N	FRN-101118W	FRN-000956S
Chartered Accountants	Chartered Accountants	Chartered Accountants	Chartered Accountants
			
			
CA Jitesh Jain	CA Manohar Das Gujrati	CA Nachiket Deo	CA K Gopal Rao
Partner	Partner	Partner	Partner
M No 114920	M No 081552	M No 117695	M No 018230

Place: Pune

Date: 29.04.2019

SEGMENT WISE REVENUE, RESULTS AND CAPITAL EMPLOYED FOR THE QUARTER & YEAR ENDED 31st March 2019

(Rs in Lakh)

S.N.	PARTICULARS	QUARTER ENDED			YEAR ENDED (Solo)		YEAR ENDED (Cons.)	
		31.03.2019	31.12.2018	31.03.2018	31.03.2019	31.03.2018	31.03.2019	31.03.2018
		(Audited)	(Reviewed)	(Audited)	(Audited)	(Audited)	(Audited)	(Audited)
1	Segment Revenue							
	a) Treasury Operations	117482	104915	103509	447265	420545	447265	420545
	b) Corporate / Wholesale Banking Operations	95724	81920	89734	376418	366435	376418	366435
	c) Retail Banking Operations	95120	103875	100547	375334	422937	375334	422937
	d) Other Banking Operations	7754	14927	15657	40690	50331	42775	53699
	e) Unallocated	0	0	0	0	0	0	0
	Total	316079	305637	309445	1239706	1260246	1241792	1263616
	Less: Inter Segment Revenue	0	0	0	0	0	0	0
	Income from Operations	316079	305637	309445	1239706	1260246	1241792	1263616
2	Segment Results [Profit / (Loss) before Tax]							
	a) Treasury Operations	30579	40363	32130	126322	134242	126322	134242
	b) Corporate / Wholesale Banking Operations	(26488)	(321344)	(121646)	(491949)	(394629)	(491949)	(394629)
	c) Retail Banking Operations	6278	(121932)	(66319)	(153373)	(83802)	(153373)	(83802)
	d) Other Banking Operations	(1730)	3935	6450	6069	17611	8165	20998
	e) Unallocated	0	0	0	0	0	0	0
	Total	8639	(398979)	(149385)	(512931)	(326578)	(510835)	(323192)
	Less: Other un-allocable expenditure net off	0	0	0	0	0	0	0
	Total Profit before Tax	8639	(398979)	(149385)	(512931)	(326578)	(510835)	(323192)
	Taxes including Deferred Taxes	1401	(22552)	(138034)	(34544)	(212014)	(34510)	(21989)
	Extraordinary Profit / Loss	0	0	0	0	0	0	0
	Net Profit after Tax	7238	(376427)	(11351)	(478387)	(114564)	(476325)	(111204)
3	Segment Assets (SA)							
	a) Treasury Operations	6270319	5419000	5277229	6270319	5277229	6270319	5277229
	b) Corporate / Wholesale Banking	5130076	4550896	5136648	5130076	5136648	5130076	5136648
	c) Retail Banking	3380990	3561737	3676107	3380990	3676107	3380990	3676107
	d) Other banking operations	1259090	1226897	1129427	1259090	1129427	1273184	1141408
	e) Unallocated	413078	416213	413464	413078	413464	413078	413464
	Total assets	16453553	15174743	15632875	16453553	15632875	16467647	15644856
4	Segment Liabilities (SL)							
	a) Treasury Operations	6182698	5360696	5208615	6182698	5208615	6182698	5208615
	b) Corporate / Wholesale Banking	4984616	4478462	5008637	4984616	5008637	4984616	5008637
	c) Retail Banking	3276502	3482918	3570842	3276502	3570842	3276502	3570842
	d) Other banking operations	1435794	1343897	850384	1435794	850384	1435523	850064
	e) Unallocated	0	0	0	0	0	0	0
	f) Capital & Reserves & Surplus	573944	508769	994396	573944	994396	588308	1006697
	Total liabilities	16453554	15174743	15632875	16453553	15632874	16467647	15644856
5	Capital Employed (SA-SL)							
	a) Treasury Operations	87622	58304	68614	87622	68614	87622	68614
	b) Corporate / Wholesale Banking Operations	145460	72435	128011	145460	128010	145460	128010
	c) Retail Banking Operations	104489	78819	105266	104489	105266	104488	105265
	d) Other Banking Operations	(176704)	(117000)	279043	(176704)	279043	(162339)	291344
	e) Unallocated	413078	416213	413464	413078	413464	413078	413464
	Total	573944	508770	994397	573944	994397	588308	1006697

Note 1. The Bank has only one geographical segment i.e Domestic Segment

Note 2. Previous period figures have been regrouped / reclassified wherever necessary to make them comparable

(Handwritten signatures)

(Handwritten mark)




SUMMARISED BALANCE SHEET

(Rs.in Crore)

LIABILITIES	AS AT	
	31.03.2019	31.03.2018
Capital	2753.17	2598.45
Reserves and Surplus	2986.27	7345.51
Deposits	140650.09	138981.18
Borrowings	10149.17	4063.71
Other Liabilities & Provisions	7996.83	3339.89
TOTAL	164535.53	156328.75
ASSETS		
Cash and Balances with Reserve Bank of India	7919.99	15809.06
Balances with Banks and Money at Call and Short Notice	1234.92	74.90
Investments	59697.05	43622.80
Advances	82666.21	85797.28
Fixed Assets	1775.53	1516.68
Other Assets	11241.84	9508.03
TOTAL	164535.53	156328.75

Handwritten signatures and initials.



M/s. P Parikh & Associates Chartered Accountants, 501, Sujata, Off Narsi Natha Street, Mumbai 400009	M/s. M D Gujrati & Co Chartered Accountants, Krishnashraya, J -8 (GF) Green Park Extn, New Delhi-110016
M/s. P G Bhagwat Chartered Accountants, Suites 101-102, Orchard, Dr Pai Marg, Baner, Pune 411 045	M/s. K Gopal Rao & Co Chartered Accountants, 21, Mossa Street, T Nagar, Chennai- 600 017

Auditor's Report On Quarterly Standalone Financial Results and Year to Date Results of the Bank of Maharashtra pursuant to the Regulation 33 of the SEBI (Listing Obligations and Disclosure Requirements) Regulations, 2015.


To

The Board of Directors of
Bank of Maharashtra

1. We have audited the quarterly standalone financial results of Bank of Maharashtra (the "Bank") for the quarter ended March 31, 2019 and the year to date standalone financial results for the year ended March 31, 2019, attached herewith, being submitted by the bank pursuant to the requirement of Regulation 33 of the SEBI (Listing Obligations and Disclosure Requirements) Regulations, 2015, except for the disclosures relating to Pillar 3 disclosure as at March 31, 2019, including "Leverage Ratio" and "Liquidity Coverage Ratio" under Basel III Capital Regulations as have been disclosed on the Bank's website and in respect of which a link has been provided in Statement have not been audited or reviewed by us.

These quarterly standalone financial results as well as the year to date financial results are the responsibility of the Bank's management and have been approved by the Board of Directors of the Bank. Our responsibility is to express an opinion on these standalone financial results based on our audit of the standalone financial results which have been prepared in accordance with the recognition and measurement principles laid down in Accounting Standards, specified under Section 133 of the Companies Act, 2013 read with relevant rules issued thereunder or by the Institute of Chartered Accountants of India and other accounting principles generally accepted in India.





2. We conducted our audit in accordance with the auditing standards generally accepted in India. Those standards require that we plan and perform the audit to obtain reasonable assurance about whether the financial results are free of material misstatements. An audit includes examining, on a test basis, evidence supporting the amounts disclosed as financial results. An audit also includes assessing the accounting principles used and significant estimates made by management. We believe that our audit provides a reasonable basis for our opinion.
3. These financial results incorporate the relevant returns of 20 branches and Treasury and International Banking Division audited by us and 1283 branches audited by the other auditors specially appointed for this purpose and unaudited returns in respect of 573 branches. In conduct of our audit, we have taken note of the reports in respect of non-performing assets received from the Branch Auditors in respect of 1283 branches and Branch Managers of the Bank in respect of unaudited 573 branches. These unaudited 573 branches cover 8.85% of advance portfolio of the Bank.



4. Emphasis of Matters

Without qualifying our opinion, we draw attention to Note No.4 regarding MSME borrowers, Note No.9 & 10 regarding provisioning on NPA as well as Standard Assets, Note No.11 regarding provisioning of ILFS group accounts and Note No.12 regarding recognition of Deferred Tax Assets.

5. In our opinion and to the best of our information and according to the explanations given to us these quarterly standalone financial results as well as the year to date results:
 - i. have been presented in accordance with the requirements of Regulation 33 of the SEBI (Listing Obligations and Disclosure Requirements) Regulations, 2015 in this regard; and
 - ii. give a true and fair view of the net profit for the quarter ended March 31, 2019 and net loss for the year ended March 31, 2019.
6. Further, we report that the figures for the quarter ended March 31, 2019 represent the derived figures between the audited figures in respect of the financial year ended March 31, 2019 and the published year-to-date figures up to December 31, 2018, being the date of the end of the third quarter of the current financial year, which were subject to limited review, as required under Regulation 33 of the Securities and Exchange Board of India (Listing Obligations and Disclosure Requirements) Regulations, 2015.
7. The financial results of the Bank for the year ended March 31, 2018 were audited by other joint audit firms of the Bank, two of them are continuing audit firms. Those auditors have expressed an unmodified opinion vide their report dated May 4, 2018 on such financial statements.

For M/s. P Parikh & Associates	For M/s. M D Gujrati & Co	For M/s. P G Bhagwat	For M/s. K Gopal Rao & Co
FRN-107564W	FRN-005301N	FRN-101118W	FRN-000956S
Chartered Accountants	Chartered Accountants	Chartered Accountants	Chartered Accountants
			
CA Jitesh Jain	CA Manohar Das Gujrati	CA Nachiket Deo	CA K Gopal Rao
Partner	Partner	Partner	Partner
M No 114920	M No 081552	M No 117695	M No 018230

Date: 29.04.2019
Place: Pune