



DB (INTERNATIONAL) STOCK BROKERS LTD.

- NSE & BSE: CAPITAL MARKET, F&O, CURRENCY & COMMODITIES
- MCX & ICEX: COMMODITIES • DEPOSITORY PARTICIPANT: CDSL
- IPO, MUTUAL FUND & BONDS, INSURANCE

114, New Delhi House, 27, Barakhamba Road, New Delhi-110001
TEL.: 011-43606162, Email : compliance@dbonline.in, website: www.dbonline.in
CIN : L67120GJ1992PLC121278

25th June, 2021

To, Listing Department National Stock Exchange of India Ltd. Exchange Plaza, Plot no. C/1, G Block Bandra-Kurla Complex Bandra (E) Mumbai - 400 051 NSE Symbol: DBSTOCKBRO	To, Department of Corporate Services Bombay Stock Exchange, Mumbai Phiroze Jeejeebhoy Towers 28 th Floor, Dalal Street, Mumbai-400001 Company Code: 530393
---	--

Sub: Submission of Standalone and Consolidated Audited Financial Results for the Quarter and Year ended on 31st March 2021, along with the Auditor's Report pursuant to Compliance of Regulation 33 of the SEBI (Listing Obligations and Disclosure Requirement) Regulations, 2015.

Dear Sir,


Please find enclosed Audited Standalone and Consolidated Audited Financial Results for the Quarter and Year ended on 31st March 2021, approved in the meeting of Board of directors of the Company held today ie 25th June, 2021 at 4:00 P.M at the Corporate office of the Company at 114, New Delhi House, 27 Barakhamba Road, New Delhi -110001.

Kindly consider the same in your records.

Thanking You,

Yours Faithfully,

For DB (International) Stock Brokers Limited


Shiv Narayan Daga
Managing Director
Encl: As above



GUPTA VERMA & SETHI

Chartered Accountants

304 Delhi Chamber

3453 Delhi Gate

New Delhi- 110002

Ph.: 011- 23272419

Mob: 98103-01638

Email ID: gvsksethi@gmail.com

Independent Auditor's Report On Quarterly and Year to Date Standalone Financial Results of DB (International) Stock Brokers Limited Pursuant to the Regulation 33 of the SEBI (Listing Obligations and Disclosure Requirements) Regulations, 2015

**TO THE BOARD OF DIRECTORS OF
DB (International) Stock Brokers Limited**

We have audited the quarterly financial results of DB (International) Stock Brokers Limited for the quarter ended March 31, 2021 and the year to date results for the period April 01, 2020 to March 31, 2021, attached herewith, being submitted by the company pursuant to the requirement of Regulation 33 of the SEBI (Listing Obligations and Disclosure Requirements) Regulations, 2015. These quarterly financial results as well as the year to date financial results have been prepared on the basis of the interim financial statements, which are the responsibility of the company's management. Our responsibility is to express an opinion on these financial results based on our audit of such interim financial statements, which have been prepared in accordance with the recognition and measurement principles laid down in Indian Accounting Standard 34 (Ind AS 34) for Interim Financial Reporting, prescribed, under Section 133 of the Companies Act, 2013 read with relevant rules issued thereunder; or by the Institute of Chartered Accountants of India², as applicable and other accounting principles generally accepted in India.

We conducted our audit in accordance with the auditing standards generally accepted in India. Those standards require that we plan and perform the audit to obtain reasonable assurance about whether the financial results are free of material misstatement(s). An audit includes examining, on a test basis, evidence supporting the amounts disclosed as financial results. An audit also includes assessing the accounting principles used and significant estimates made by management. We believe that our audit provides a reasonable basis for our opinion.



GUPTA VERMA & SETHI

Chartered Accountants

304 Delhi Chamber

3453 Delhi Gate

New Delhi- 110002

Ph.: 011- 23272419


Mob: 98103-01638

Email ID: gvskssethi@gmail.com

In our opinion and to the best of our information and according to the explanations given to us these quarterly financial results as well as the year to date results:

- i. are presented in accordance with the requirements of Regulation 33 of the SEBI (Listing Obligations and Disclosure Requirements) Regulations, 2015 in this regard; and
- ii. give a true and fair view of the net profit/ loss³ and other financial information for the quarter ended March 31, 2021 as well as the year to date results for the period from April 01, 2020 to March 31, 2021.

For Gupta Verma & Sethi
Chartered Accountants



Pramod Kumar

Partner

Membership No. 081138

Firm Registration No. 02605-M

UDIN: 21081138AAAAGJ4566



Place: New Delhi

Date: June 25, 2021

DB (International) Stock Brokers Limited
(All amounts are in Indian Rupees in Lakhs, except if otherwise stated)
STATEMENT OF AUDITED "STANDALONE" FINANCIAL RESULTS
FOR THE QUARTER AND YEAR ENDED MARCH 31, 2021

	Particulars	Quarter ended			Year ended	
		March 31, 2021	December 31, 2020	March 31, 2020	March 31, 2021	March 31, 2020
		Audited (Note 3)	Unaudited	Audited (Note 3)	Audited	Audited
1	Income from operations					
	(a) Revenue from operations	654.88	456.42	300.95	1,749.95	975.72
	(b) Other income	0.63	0.17	-	0.80	-
	Total income from operations	655.51	456.59	300.95	1,750.75	975.72
2	Expenses					
	(a) Employee benefits expense	98.03	53.14	57.39	249.48	236.52
	(b) Finance costs	6.85	6.75	8.73	26.82	44.41
	(c) Depreciation and amortisation expense	(4.92)	8.98	7.75	20.29	31.17
	(d) Other expenses	512.48	193.76	88.37	970.57	335.39
	Total expenses	612.44	262.63	162.24	1,267.17	647.49
3	Profit/(Loss) from operations before exceptional items and tax (1 - 2)	43.07	193.95	138.71	483.58	328.23
4	Exceptional items:					
	Loss on sale of property, plant and equipment	-	-	-	-	-
5	Profit/(Loss) from operations before tax (3 - 4)	43.07	193.95	138.71	483.58	328.23
6	Tax expense:					
	Current tax (including earlier years)	(3.92)	130.20	(31.22)	191.44	7.06
	Minimum alternate tax credit expense/(entitlement)	(59.39)	-	51.46	(59.39)	13.17
	Deferred tax expense/(credit)	4.64	(1.46)	43.82	0.07	98.70
	Income Tax under Vivad se Vishwas	1.00	317.54	-	318.54	-
	Adjustment for current tax of prior periods	4.26	-	-	4.26	-
7	Net profit/(loss) for the period after tax (5 - 6)	96.48	(252.31)	74.66	28.66	209.30
8	Other comprehensive income					
	Items to be reclassified to profit or loss	-	-	-	-	-
	Income tax relating to items to be reclassified to profit or loss	-	-	-	-	-
	Items not to be reclassified to profit or loss	3.77	-	3.09	3.77	3.09
	Income tax relating to items not to be reclassified to profit or loss	(1.05)	-	(0.78)	(1.05)	(0.78)
9	Total comprehensive income	99.20	(252.31)	76.97	31.38	211.61
10	Paid-up equity share capital (face value - ₹ 2 per equity share)	700.00	700.00	700.00	700.00	700.00
11	Other equity	-	-	-	3,392.02	3,392.02
12	Earnings per equity share (Non-annualised)					
	(a) Earnings/(Loss) per equity share before exceptional items (Basic and Diluted)	0.28	(0.72)	0.21	0.08	0.60
	(b) Earnings/(Loss) per equity share after exceptional items (Basic and Diluted)	0.28	(0.72)	0.21	0.08	0.60



Notes:-

1 Statement of standalone assets and liabilities for the year ended March 31, 2021:

Particulars	₹ in Lakhs	
	As at	As at
	March 31, 2021	March 31, 2020
	(Audited)	(Audited)
Assets		
Non-current assets		
Property, plant and equipment	80.92	34.27
Intangible assets	2.64	4.80
Financial assets:		
Investments	184.27	184.27
Other financial assets	301.43	284.15
Deferred tax assets (net)	78.57	20.30
Income tax assets (net)	3.91	35.71
Other non-current assets	227.90	334.42
Total Non-current assets	879.64	897.92
Current assets		
Financial assets:		
Investments	23.24	44.22
Trade receivables	142.54	307.13
Cash and cash equivalents	582.70	1,148.24
Bank balances other than above	4,225.60	3,264.10
Other financial assets	37.88	47.62
Current tax assets (net)	22.72	52.43
Other current assets	75.45	33.83
Total current assets	5,110.14	4,897.58
Total Assets	5,989.78	5,795.50
Equity and liabilities		
Equity		
Equity share capital	700.00	700.00
Other equity	3,423.40	3,392.02
Total equity	4,123.40	4,092.02
Liabilities		
Non-current liabilities		
Long-term provisions	30.91	29.90
Total non-current liabilities	30.91	29.90
Current liabilities		
Financial liabilities:		
Short-term borrowings	-	9.06
Trade payables:		
- to micro, small and medium enterprises	-	-
- to others	1,696.75	1,620.65
Other financial liabilities	78.27	31.91
Other current liabilities	57.06	8.98
Short-term provisions	3.38	2.98
Current tax liabilities (net)	-	-
Total current liabilities	1,835.46	1,673.58
Total Equity and liabilities	5,989.78	5,795.50



2 Statement of standalone cash flow for the year ended March 31, 2021:

Particulars	₹ in Lakhs	
	For the year ended	For the year ended
	March 31, 2021 (Audited)	March 31, 2020 (Audited)
Cash flow from operating activities:		
Net profit before taxation	483.58	328.23
Adjustments for:		
Depreciation and amortisation expense	20.29	31.17
(Gain)/loss on disposal of investments	-	-
Vivad Se Vishwas tax Expense	(318.54)	-
Interest income	-	-
Finance costs	3.42	1.27
Operating profit/(loss) before working capital changes	188.76	360.68
Change in operating assets and liabilities:		
Change in other financial assets (non-current)	(9.78)	-
Change in trade receivables	164.59	(168.81)
Change in other financial assets (current)	9.74	591.77
Change in other current assets	(41.62)	8.05
Change in provisions	5.19	3.27
Change in trade payables	76.10	502.70
Change in other financial liabilities	46.35	(106.16)
Change in other current liabilities	48.08	1.10
Change in inventories	-	-
Cash generated from/(used in) operations	487.41	1,192.59
Direct taxes paid	99.23	(58.90)
Direct taxes paid under protest	-	(163.75)
Net cash inflow generated from/(used in) operating activities	586.64	969.95
Cash flows from investing activities:		
Net (Investment in)/proceeds from property, plant and equipment and capital advances	(191.68)	(6.92)
Net proceeds from/ (Investment in) associate company	-	-
Net (Investment in)/ proceeds from bank deposits and other balances	(948.02)	(174.00)
Net cash (used in) investing activities	(1,139.70)	(180.92)
Cash flows from financing activities:		
Finance cost paid	(3.42)	(1.27)
Drawn of short term borrowings	(9.06)	9.06
Net cash (used in) financing activities	(12.48)	7.78
Cash and cash equivalents at the beginning of the financial year	1,148.24	351.43
Net (decrease) in cash and cash equivalents	(565.54)	796.81
Cash and cash equivalents at end of the year	582.70	1,148.24
Cash and cash equivalents include:		
Balance with bank in current accounts	580.12	1,146.36
Cash on hand	2.58	1.88
	582.70	1,148.24

3 The above Statement of Audited Standalone Financial Results for the quarter and year ended March 31, 2021 ("the Statement") has been reviewed by the audit committee and approved by the Board of Directors in its meeting held on June 25, 2021 and has been audited by the Statutory Auditors of the Company. Figures for the quarter ended March 31, 2021 and March 31, 2020 represent balancing figures between the audited figures for the full financial year and the reviewed & published year to date results upto the third quarter of respective financial year.

4 The Company has paid a sum of Rs. 44.18 Lakh by opting for SEBI Settlement Scheme, to avail benefits offered under the scheme, against litigation with SEBI.

5 The company has opted for Vivad se vishwas scheme. A sum of Rs. 318.54 Lakh is payable out of which a sum of Rs. 266.61 is already deposited with Income Tax and balance Rs. 51.93 Lakh will be paid before due date as per the scheme. The company has recorded the tax expense in the books of account.

6 The Company has adopted the Indian Accounting Standards (Ind-AS) from April 1, 2017 as prescribed under section 133 of the Companies Act, 2013 read with relevant rules framed thereunder and other accounting principles generally accepted in India. Accordingly, the financial results for all the financial periods were also prepared in accordance with recognition and measurement principles as stated therein.

7 The previous period's figures have been re-grouped/re-arranged wherever considered necessary.

8 The quarterly financial results are available on the website of the Company at www.dbonline.in.

For DB (International) Stock Brokers Limited

Shiv Narayan Daga
Managing Director

Place: New Delhi
Date: 25-June-2021



Independent Auditor's Review Report on Quarterly and year to date Consolidated Financial Results of DB (International) Stock Brokers Limited pursuant to the Regulation 33 of the SEBI (Listing Obligations and Disclosure Requirements) Regulations, 2015, as amended.

**To The Board of Directors of
DB (International) Stock Brokers Limited**

1. We have reviewed the accompanying Statement of Consolidated Unaudited Financial Results of DB (International) Stock Brokers Limited ("the Parent") and its subsidiaries (the Parent and its subsidiaries together referred to as "the Group"), being submitted by the Parent pursuant to the requirement of Regulation 33 of the SEBI (Listing Obligations and Disclosure Requirements) Regulations, 2015, as amended⁵. Attention is drawn to the fact that the consolidated figures for the corresponding quarter ended March 31, 2021 and the corresponding period from April 1, 2020 to March 31, 2021, as reported in these financial results have been approved by the Parent's Board of Directors, but have not been subjected to audit/review.
2. This Statement, which is the responsibility of the Parent's Management and approved by the Parent's Board of Directors, has been prepared in accordance with the recognition and measurement principles laid down in Indian Accounting Standard 34 "Interim Financial Reporting" ("Ind AS 34"), prescribed under Section 133 of the Companies Act, 2013, and other accounting principles generally accepted in India. Our responsibility is to express an opinion on the Statement based on our audit of such financial statements.
3. We conducted our audit in accordance with the Standard on Auditing specified under Section 143(10) of the Companies Act 2013. Those Standards require that we comply with ethical requirements and plan & perform the audit to obtain reasonable assurance about whether the Statement is free from material misstatement.

An audit involves performing procedures to obtain audit evidence about the amounts and the disclosures in the Statement. The procedures selected depend on the auditor's judgment, including the assessment of the risks of material misstatement of the Statement, whether due to fraud or error. In making those risk assessments, the auditor considers internal control relevant to the Parent's preparation and fair presentation of the statement in order to design audit procedures that are appropriate in the circumstances, but not for the purpose of expressing an opinion on the parent's internal financial control with reference to statement. An audit also includes evaluating the appropriateness of the accounting policies used and the reasonableness of the accounting estimates made by the Management, as well as evaluating the overall presentation of the statement.




We also performed procedures in accordance with the circular issued by the SEBI under Regulation 33 (8) of the SEBI (Listing Obligations and Disclosure Requirements) Regulations, 2015, as amended, to the extent applicable.

We believe that the audit evidence obtained by us is sufficient and appropriate to provide a basis for our audit opinion.

4. In our opinion and to the best of our information and according to the explanations given to us these quarterly financial results as well as the year to date results:
- a. Includes the results of the following entity :
 - i. Daga Business (International) Stock Brokers (IFSC) Private Limited (a wholly owned subsidiary company)
 - b. are presented in accordance with the requirements of Regulation 33 of the SEBI (Listing Obligations and Disclosure Requirements) Regulations, 2015 as amended; and
 - c. give a true and fair view in conformity with the recognition and measurement principles laid down in the aforesaid Indian Accounting Standards and other accounting principles generally accepted in India of the consolidated total comprehensive income (comprising of net profit and other comprehensive income) and other financial information of the group for the year ended March 31, 2021.

For Gupta Verma & Sethi
Chartered Accountants



Pramod Kumar
Partner

Membership No. 081138

Firm Registration No. 02605-M

UDIN: 20181138 AAAAGK 7382



Place: New Delhi
Date: June 25, 2021

DB (International) Stock Brokers Limited
(All amounts are in Indian Rupees in Lakhs, except if otherwise stated)
STATEMENT OF AUDITED "CONSOLIDATED" FINANCIAL RESULTS
FOR THE QUARTER AND YEAR ENDED MARCH 31, 2021

	Particulars	Quarter ended			Year ended	
		March 31, 2021	December 31, 2020	March 31, 2020	March 31, 2021	March 31, 2020
		Audited (Note 3)	Unaudited	Audited (Note 3)	Audited	Audited
1	Income from operations					
	(a) Revenue from operations	660.70	471.87	321.49	1,807.02	1,055.12
	(b) Other income	0.63	0.10	1.64	0.80	1.64
	Total income from operations	661.32	471.97	323.12	1,807.81	1,056.76
2	Expenses					
	(a) Employee benefits expense	101.15	55.39	59.17	260.84	238.60
	(b) Finance costs	9.90	8.52	11.58	36.31	47.26
	(c) Depreciation and amortisation expense	(2.86)	9.54	8.48	24.02	31.91
	(d) Other expenses	518.56	202.02	90.91	998.78	348.25
	Total expenses	626.75	275.48	170.14	1,319.95	666.02
3	Profit/(Loss) from operations before exceptional items and tax (1 - 2)	34.57	196.49	152.98	487.86	390.74
4	Exceptional items:					
	Loss on sale of property, plant and equipment	-	-	-	-	-
5	Profit/(Loss) from operations before tax (3 - 4)	34.57	196.49	152.98	487.86	390.74
6	Tax expense:					
	Current tax (including earlier years)	75.20	50.51	(35.13)	191.84	12.91
	Minimum alternate tax credit expense/(entitlement)	(59.39)	-	61.20	(59.39)	13.17
	Deferred tax expense/(credit)	1.00	317.54	28.61	318.54	-
	Income Tax under Vivad se Vishwas	4.72	(1.46)	-	0.15	99.54
	Adjustment for current tax of prior periods	5.25	-	-	5.25	-
7	Net profit/(loss) for the period after tax (5 - 6)	7.78	(170.09)	98.29	31.47	265.12
8	Other comprehensive income					
	Items to be reclassified to profit or loss	-	-	-	-	-
	Income tax relating to items to be reclassified to profit or loss	-	-	-	-	-
	Items not to be reclassified to profit or loss	0.32	-	3.09	0.32	24.74
	Exchange rate difference gain/ (loss)	4.99	(1.11)	-	-	-
	Income tax relating to items not to be reclassified to profit or loss	(1.05)	-	(0.78)	(1.05)	(0.78)
9	Total comprehensive income	12.05	(171.20)	100.60	30.74	289.08
10	Paid-up equity share capital (face value - ₹ 2 per equity share)	700.00	700.00	700.00	700.00	700.00
11	Other equity	-	-	-	3,494.52	3,463.78
12	Earnings per equity share (Non-annualised)					
	(a) Earnings/(Loss) per equity share before exceptional items (Basic and Diluted)	0.02	(0.49)	0.28	0.09	0.76
	(b) Earnings/(Loss) per equity share after exceptional items (Basic and Diluted)	0.02	(0.49)	0.28	0.09	0.76



Notes:-

1 Statement of consolidated assets and liabilities for the year ended March 31, 2021:

Particulars	₹ in Lakhs	
	As at March 31, 2021	As at March 31, 2020
	(Audited)	(Audited)
Assets		
Non-current assets		
0 Property, plant and equipment	85.32	34.27
0 Intangible assets	19.28	23.65
0 Financial assets:		
0 Investments	59.27	59.27
0 Other financial assets	301.43	284.15
0 Deferred tax assets (net)	78.57	20.30
0 Income tax assets (net)	3.91	35.71
0 Other non-current assets	227.90	334.42
Total Non-current assets	775.69	791.77
Current assets		
Financial assets:		
Investments	23.24	44.22
Trade receivables	142.54	307.13
Cash and cash equivalents	641.51	1,197.37
Bank balances other than above	4,482.87	3,452.57
Other financial assets	71.37	86.92
Current tax assets (net)	25.34	50.53
Other current assets	77.31	35.23
Total current assets	5,464.19	5,173.97
Total Assets	6,239.87	5,965.74
Equity and liabilities		
Equity		
Equity share capital	700.00	700.00
Other equity	3,494.52	3,463.78
Total equity	4,194.52	4,163.78
Liabilities		
Non-current liabilities		
Long-term borrowings	147.01	75.39
Other financial liabilities	17.02	17.60
Deferred Tax Liability	0.08	-
Long-term provisions	30.91	29.90
Total non-current liabilities	195.03	122.88
Current liabilities		
Financial liabilities:		
Short-term borrowings	-	9.06
Trade payables:		
- to micro, small and medium enterprises	-	-
- to others	1,696.75	1,620.65
Other financial liabilities	92.73	37.40
Other current liabilities	57.46	8.98
Short-term provisions	3.38	2.98
Current tax liabilities (net)	-	-
Total current liabilities	1,850.33	1,679.07
Total Equity and liabilities	6,239.87	5,965.74



2 Statement of consolidated cash flow for the year ended March 31, 2021:

₹ in Lakhs

Particulars	For the year ended	
	March 31, 2021 (Audited)	March 31, 2020 (Audited)
Cash flow from operating activities:		
Net profit before taxation	487.86	390.74
Adjustments for:		
Depreciation and amortisation expense	24.02	31.91
Vivad Se Vishwas tax Expense	(318.54)	-
Finance costs	12.91	3.54
Unrealised foreign exchange (gain)/loss	(3.45)	21.65
Operating profit/(loss) before working capital changes	202.80	447.84
Change in operating assets and liabilities:		
Change in other financial assets (non-current)	(9.78)	-
Change in trade receivables	164.59	(168.81)
Change in other financial assets (current)	15.54	555.90
Change in other current assets	(42.08)	6.65
Change in provisions	5.19	3.27
Change in trade payables	76.10	502.70
Change in other financial liabilities	54.76	(83.10)
Change in other current liabilities	48.48	1.10
Change in Inventories	-	-
Cash generated from/(used in) operations	515.59	1,265.54
Direct taxes paid	93.32	(62.84)
Direct taxes paid under protest	-	(163.75)
Net cash inflow generated from/(used in) operating activities	608.91	1,038.95
Cash flows from investing activities:		
Net (Investment in)/proceeds from property, plant and equipment and capital advances	(197.60)	(26.51)
Net proceeds from/ (Investment in) associate company	-	-
Net (Investment in)/ proceeds from bank deposits and other balances	(1,016.82)	(256.38)
Net cash (used in) investing activities	(1,214.42)	(282.89)
Cash flows from financing activities:		
Finance cost paid	(12.91)	(3.54)
Net proceeds from long term borrowings	71.62	75.39
Net proceeds from short term borrowings	(9.06)	9.06
Net cash (used in) financing activities	49.66	80.90
Cash and cash equivalents at the beginning of the financial year	1,197.37	360.40
Net (decrease) in cash and cash equivalents	(555.85)	836.96
Cash and cash equivalents at end of the year	641.51	1,197.37
Cash and cash equivalents include:		
Balance with bank in current accounts	638.93	1,195.49
Cash on hand	2.58	1.88
	641.51	1,197.37

3 The above Statement of Audited Consolidated Financial Results for the quarter and year ended March 31, 2021 ("the Statement") has been reviewed by the audit committee and approved by the Board of Directors in its meeting held on June 25, 2021 and has been audited by the Statutory Auditors of the Company. Figures for the quarter ended March 31, 2021 and March 31, 2020 represent balancing figures between the audited figures for the full financial year and the reviewed & published year to date results upto the third quarter of respective financial year.

4 The Company has paid a sum of Rs. 44.18 Lakh by opting for SEBI Settlement Scheme, to avail benefits offered under the scheme, against litigation with SEBI.

5 The company has opted for Vivad se vishwas scheme. A sum of Rs. 318.54 Lakh is payable out of which a sum of Rs. 266.61 is already deposited with Income Tax and balance Rs. 51.93 Lakh will be paid before due date as per the scheme. The company has recorded the tax expense in the books of account.

6 The Company has adopted the Indian Accounting Standards (Ind-AS) from April 1, 2017 as prescribed under section 133 of the Companies Act, 2013 read with relevant rules framed thereunder and other accounting principles generally accepted in India. Accordingly, the financial results for all the financial periods were also prepared in accordance with recognition and measurement principles as stated therein.

7 The previous period's figures have been re-grouped/re-arranged wherever considered necessary.

8 The quarterly financial results are available on the website of the Company at www.dbonline.in.

Place: New Delhi
Date: 25-June-2021



For 99 Government/State Bankers Limited
Managing Director