



www.spacapital.com

SPA Capital Services Ltd.

CIN: U65910DL1984PLC018749

25, C-Block Community Centre

Janak Puri, New Delhi-110 058

Tel. : 011-25517371, 45675500

Fax : 011-25572342

Email : info@spacapital.com

November 20, 2018

The BSE Ltd.

Phiroze Jeejeebhoy Towers,
Dalal Street,
Mumbai - 400001

Dear Sir/Madam,

SUB: QUARTERLY RESULTS FOR THE QUARTER ENDED SEPTEMBER 30, 2018

In continuation to our Listing Application letter dated September 27, 2017, please find attached herewith un-audited financial results of the Company for the 2nd quarter ended on September 30, 2018 of the Financial Year 2018-19 alongwith Limited Review Report issued by M/s O. P. Sharma & Co., Chartered Accountants, Statutory Auditors of the Company.

Thanking you.

Yours faithfully,
for SPA Capital Services Limited

Rajesh Ramnani
Company Secretary & Compliance Officer
Membership No. : F5580
Address: D-44, Second Floor,
Naraina Vihar, New Delhi-110028
Place: New Delhi

Encl: As above

SPA Capital Services Limited

						(Rs. in Crore except for Shares and EPS)
STATEMENT OF UNAUDITED FINANCIAL RESULTS FOR THE QUARTER ENDED ON SEPTEMBER 30, 2018						
		3 months ended September 30, 2018	Preceding 3 months ended June 30, 2018	6 months ended September 30, 2018	Preceding 3 months ended September 30, 2017	Financial Results for the previous Financial Year ended on March 31, 2018
		Unaudited	Unaudited	Unaudited	Unaudited	Audited
1	Income From Operations					
	(a) Net Sales / Income from Operations (net of excise duty)	16.76	54.63	71.39	10.02	76.77
	(b) Captive Sales from Own Projects					
	(c) Other Operating Income	3.80	0.37	4.16	0.00	9.75
	Total Income from Operations (net) [1(a) + 1(b)]	20.56	55.00	75.55	10.02	86.52
					0.00	
2	Expenses					
	(a) Cost of Materials consumed				0.00	
	(b) Purchase of stock-in-trade	-	25.26	25.26	0.10	51.63
	(c) Change in inventories of finished goods, work-in-progress and stock-in-trade	5.02	20.00	25.02	0.08	(24.94)
	(d) Employee benefits expense	2.10	1.96	4.06	2.29	8.54
	(e) Depreciation and amortisation expense	0.12	0.12	0.23	0.18	0.50
	(f) Brokerage Paid	9.40	6.04	15.44	6.26	43.92
	(g) Other Expenses (Any item exceeding 10% of the total expenses relating to continuing operations to be shown separately)	3.42	0.80	4.22	0.53	3.05
	Total expenses	20.05	54.18	74.24	9.43	82.70
3	Profit / (Loss) from Operations before other income, finance costs and exceptional items (1-2)	0.51	0.81	1.32	0.59	3.82
4	Other Income	0.03	0.00	0.03	0.02	0.11
5	Profit / (Loss) from ordinary activities before finance costs and exceptional Items (3±4)	0.53	0.82	1.35	0.61	3.93
6	Finance Costs	0.40	0.35	0.75	0.25	1.84
7	Profit / (Loss) from ordinary activities after finance costs but before exceptional Items (5±6)	0.13	0.46	0.60	0.36	2.09

8	Exceptional Items	(0.00)	0.04	0.03	0.00	0.00
9	Profit / (Loss) from ordinary activities before tax (7±8)	0.14	0.43	0.56	0.36	2.09
10	Tax expense	0.04	0.15	0.19	0.11	0.74
11	Net Profit / (Loss) from ordinary activities after tax (9±10)	0.10	0.28	0.37	0.25	1.35
12	Extraordinary items (Net off tax Expense Rs. _____)				0.00	
13	Net Profit / (Loss) for the period (11±12)	0.10	0.28	0.37	0.25	1.35
14	Share of Profit / (Loss) of associates*					
15	Minority Interest*					
16	Net Profit / (Loss) after taxes, minority interest and shares of profit / (loss) of associates (13±14±15)*	0.10	0.28	0.37	0.25	1.35
17	Paid-up equity share capital (Face Value Re. 10/- per share)	3074225	3074225	3074225	3074225	30,74,225
18	Reserves (excluding Revaluation Reserve) as per Balance Sheet of Previous Accounting Year	14.36	14.07	14.36	12.44	13.79
19.	Earnings Per Share (EPS) (before Extraordinary items) (of Re. 10/- each) (not annualised):					
	(a) Basic	0.32	0.90	1.22	2.34	6.71
	(b) Diluted	0.32	0.90	1.22	2.34	6.71
19.	Earnings Per Share (EPS) (after Extraordinary items) (of Re. 10/- each) (not annualised):					
	(a) Basic	0.32	0.90	1.22	2.34	6.71
	(b) Diluted	0.32	0.90	1.22	2.34	6.71

* Applicable in the case of consolidated results.

Reporting of Segment wise Revenue, Results and Capital Employed

PARTICULARS	3 months ended September 30, 2018	Preceeding 3 months ended June 30, 2018	6 months ended September 30, 2018	Standalone Financial Results Preceeding 3 months ended September 30, 2017	Standalone Financial Results for the previous Financial Year ended on 31-Mar-18
	Unaudited	Unaudited	Unaudited	Unaudited	Audited
	1 Segment Revenue				
(a) Segment - A		-		-	-
(b) Segment - B		-		-	-
Total		-		-	-
Less: Inter-Segment Revenue		-		-	-
Net Sales/ Income from Operations		-		-	-
2 Segment Results (Profit(+)/Loss(-) before Tax and Interest from each Segment)					
(a) Segment - A		-		-	-
(b) Segment - B		-		-	-
Total		-		-	-
Less :		-		-	-
i. Interest		-		-	-
ii. Other Un-allocable Expenditure/Un-allocable income (net off)		-		-	-
iii. Exceptional Items		-		-	-
Total Profit Before Tax		-		-	-
3 Capital Employed (Segment Assets - Segment Liabilites)					
(a) Segment - A		-		-	-
(b) Segment - B		-		-	-
Total Capital Employed		-		-	-


NOTES

- The business activities of the Company is in one segment (i.e. Financial Services) only, hence segment wise reporting is
- 1 not required to be given.
 - 2 Previous quarter/period figures have been regrouped and reclassified to make them comparable.

The above unaudited Financial Results of the Company have been reviewed by the Audit Committee in its meeting held on 20.11.2018 and approved by the Board of Directors at its meeting held on 20.11.2018 and the same have been reviewed by the Statutory Auditors in terms of Regulation 33 of the SEBI (Listing Obligations and Disclosures

- 3 Requirements) Regulations, 2015.

For SPA Capital Services Limited



Sandeep Parwal
Managing Director

Place: New Delhi
Dated: 20.11.2018

SPA Capital Services Limited

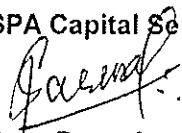
(Rs. In Crores)

Statement of Unaudited Assets and Liabilities as at September 30, 2018

Standalone / Consolidated Statement of Assets and Liabilities Particulars		As at September 30, 2018
A. EQUITY AND LIABILITIES		
1. Shareholders' funds		
(a)	Share capital	3.07
(b)	Reserves and surplus	14.17
(c)	Money received against share warrants	-
Sub-total - Shareholders' funds		17.24
2. Share application money pending allotment		-
3. Minority interest *		-
4. Non-current liabilities		
(a)	Long-term borrowings	7.19
(b)	Deferred tax liabilities (net)	-
(c)	Other Long-term liabilities	-
(d)	Long-term provisions	1.14
Sub-total - Non-current liabilities		8.34
5. Current liabilities		
(a)	Short-term borrowings	16.20
(b)	Trade payables	1.38
(c)	Other Current liabilities	3.29
(d)	Short-term provisions	0.98
Sub-total - Current liabilities		21.85
TOTAL - EQUITY AND LIABILITIES		47.43
B. ASSETS		
1. Non-current assets		
(a)	Fixed assets	1.69
(b)	Goodwill on consolidation*	-
(c)	Non-current investments	5.46
(d)	Deferred tax assets (net)	0.49
(e)	Long-term loans and advances	1.21
(f)	Other non-current assets	-
Sub-total - Non-current assets		8.85
2. Current assets		
(a)	Current investments	-
(b)	Inventories	0.00
(c)	Trade receivables	1.83
(d)	Cash and cash equivalents	1.95
(e)	Short-term loans and advances	32.42
(f)	Other current assets	2.38
Sub-total - Current assets		38.58
Total-Assets		47.43

*Applicable in the case of consolidated statement of Assets and Liabilities

For SPA Capital Services Limited



Sandeep Parwal
Managing Director

Date : 20.11.2018

Place: New Delhi



Review Report to SPA CAPITAL SERVICES LIMITED



We have reviewed the accompanying statement of unaudited financial results of SPA CAPITAL SERVICES LIMITED for the quarter ended September 30, 2018. This statement is the responsibility of the Company's Management and has been approved by the Board of Directors. Our responsibility is to issue a report on these financial statements based on our review.

We conducted our review in accordance with the Standard on Review Engagement (SRE) 2400, *Engagements to Review Financial Statements* issued by the Institute of Chartered Accountants of India. This standard requires that we plan and perform the review to obtain moderate assurance as to whether the financial statements are free of material misstatement. A review is limited primarily to inquiries of company personnel and analytical procedures applied to financial data and thus provide less assurance than an audit. We have not performed an audit and accordingly, we do not express an audit opinion.

Based on our review conducted as above, nothing has come to our attention that causes us to believe that the accompanying statement of unaudited financial results prepared in accordance with applicable accounting standards and other recognized accounting practices and policies has not disclosed the information required to be disclosed in terms of Regulation 33 of the SEBI (Listing Obligations and Disclosure Requirements) Regulations, 2015 including the manner in which it is to be disclosed, or that it contains any material misstatement.

for O P Mishra & Company

Chartered Accountants
ICAI FRN No.: 011873N

CA Om Prakash Mishra
Partner

(M. No: 90839)

Place: New Delhi

Date: November 20, 2018